XUXA ROUND

CJC SYSTEMS



XUXA ROUND

CJC SYSTEMS

ABOUT	Switch panel 24v-230v without button
WIRING	Traditional or low voltage cable
POWER SUPPLY	230 v ac (2A) or low voltage ac/dc
ASSEMBLY AND INSTALLATION	**Only suitable for round flush-mounted boxes for concrete walls & round flush-mounted boxes without ridges for plasterboard walls.** The curved multiple combination plate is installed with a new flush-mounted box each time, with center distance of 71mm. In any case, when removing the plate for disassembly, proceed with great care. Gently press behind the plate to release it, ensuring that no damage occurs. **Our included screws must be used during installation. The walls must also be perfectly flat.**
ENGRAVING	Our plates are fully engravable according to your wishes, all kinds of fonts & symbols are possible.
BUTTONS	**Buttons are separate.** Can be combined with Nina levers & Irina buttons.
CARE AND MAINTENANCE	Please do not clean our products with aggressive cleaning agents or alcohol-based products. These can damage the exclusive finish and materials used. To maintain the quality and appearance, we recommend using only mild cleaning applications. Do not place any type of tape on the bronze finishes this can damage the varnish layer.
FINISH CODE	To complete your order code, add the code of your chosen finish to the product code. For example: CJCR5001**V**

XUXA ROUND

CJC SYSTEMS

SWITCH PANEL 24V-230V
WITHOUT BUTTON

Ø 85 X 3	1 PUSH-BUTTON
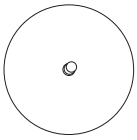	CJCR5001

Ø 85 X 3	2 PUSH-BUTTONS
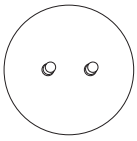	CJCR5002

Ø 85 X 3	3 PUSH-BUTTONS
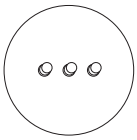	CJCR5003

Ø 85 X 3	4 PUSH-BUTTONS
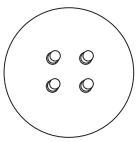	CJCR5004

XUXA BUTTON

CJC SYSTEMS



XUXA PUSH-BUTTON 230V/2A

CJC SYSTEMS

PUSH-BUTTON



GOLD

XUXA BUTTON	FINISH		CODE
	Gold Push-Button	230V/2A	CJC5911

NOTICE

You can combine together with the levers of Nina & Irina buttons.

CARE AND MAINTENANCE

Please do not clean our products with aggressive cleaning agents or alcohol-based products. These can damage the exclusive finish and materials used.

To maintain the quality and appearance, we recommend using only mild cleaning applications. Do not place any type of tape on the bronze finishes this can damage the varnish layer.

FINISH CODE

To complete your order, add the code CJC5911

Using impulse relays / dimmers
24v-230v ac/dc
home automation systems

SYMBOLS

CJC SYSTEMS

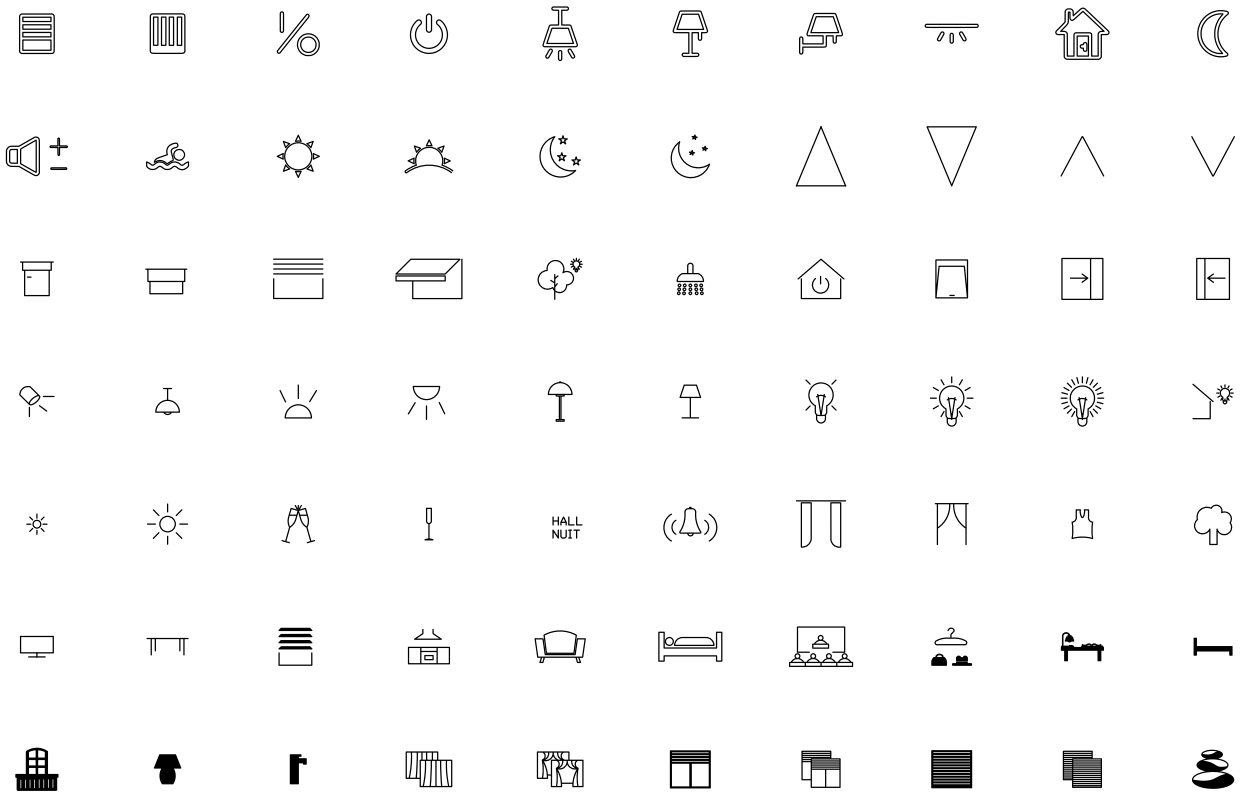

Away | Lights | Room Off | Living | Lamp | Room Off | All Off | Balcony | Room Off | Left Shutter

Bedroom | Shutter | Right Shutter | Here

Note: All symbols and fonts can be fully customized to your specifications and should be indicated at the time of ordering.