

Prototype: Fostering the Retired Racing Greyhound

Summary

Retired racing greyhounds are a specific breed of dog which races as a professional athlete on various tracks, most of which have closed in the United States, other than in West Virginia, and the Hippodrome in Caliente, Mexico. Previous to 1980s, most of these dogs were put down when their racing careers were over (at 5-6 years old) due to injuries or race losses. After this, a movement began to rescue these retired racers so that they might enjoy retirement as a beloved house pet. The Hippodrome in Caliente has dropped its races down from 5 a day to 2 day, and it is likely therefore that many more greyhounds will be retiring from the track, and need to be fostered, or “taught the ropes” of living in a home as a pet. Therefore, this topic is highly relevant to those concerned with adopting a retired racer, and those concerned with animal welfare.

Target Audience

The target audience consists of:

- ❖ Individuals with an interest and ability to foster or adopt a retired racer, or those wanting to learn more about greyhounds.
- ❖ Age: Adults with teenaged children.
- ❖ Technology: Familiar with using a computer and clicking through an interactive tutorial to learn a topic.

Learning Objectives

Upon completion of this tutorial, learners will be able to:

- ❖ Recall what the fostering process involves.
- ❖ Identify knowledge and supplies needed to foster a retired racer.
- ❖ Identify suggestions about helping a retired racer towards adoption.
- ❖ Recall information about veterinary and medical procedures for greyhounds.

Learner Assessment

After completing each module in the tutorial, the learner's knowledge will be assessed via a quiz of true/false questions. Instant feedback is given, and multiple attempts are allowed.

Instructional Advantages

This e-learning tutorial provides the following advantages:

- ❖ Ability to learn about fostering a retired racer before committing to it.
- ❖ Individuals can learn about greyhounds, regardless of previous experience.

Style Guide for Fostering the Retired Racing Greyhound

Graphics: The icons and graphics are attached in a file folder with the project from Dr. Ahmed.

Fonts: Aptos Display for Headings, Aptos for Body. Font is normal unless noted.

Size and color listed in Storyboard for each slide. Color is black unless noted in Storyboard.

Colors:

Background Color All Slides: #156082

Banner Color on slides 3-10: # #D9D9D9

Text Color: Black unless otherwise noted in Storyboard

Text Box Color: White unless otherwise noted in Storyboard

Button Normal Colors: #FFFFFF

Button Hover Colors on Live Icons: #C1E5F5

Button Hover Colors on Disabled icons: #BFBFBF

Tone/Voice: This tone is intended to be casual and even a bit playful, to encourage interest in the topic.

Buttons: These include an Enter button, Home button, Module buttons, True/False Buttons and Forward and Backward Buttons. All icons and graphics are included in the project. Please see the Storyboard for implementation. The background color for the icons is consistent: #FFFFFF when normal. When hovered, the color should change from this to #C1E5F5.

Visual Elements: All icons and graphics are included in the folder from Dr. Ahmed.

Order of Appearance: Please see Storyboard.

Designer may choose to add more animation to images or text boxes, etc. but it is not required.

Slide Transitions: Apply Wipe from Top to Bottom to all slide transitions.

Misc.

Internet Links: Bloat - <https://greyhoundrescue.com.au/2020/07/16/what-is-bloat-and-what-does-it-mean-for-your-greyhound/>

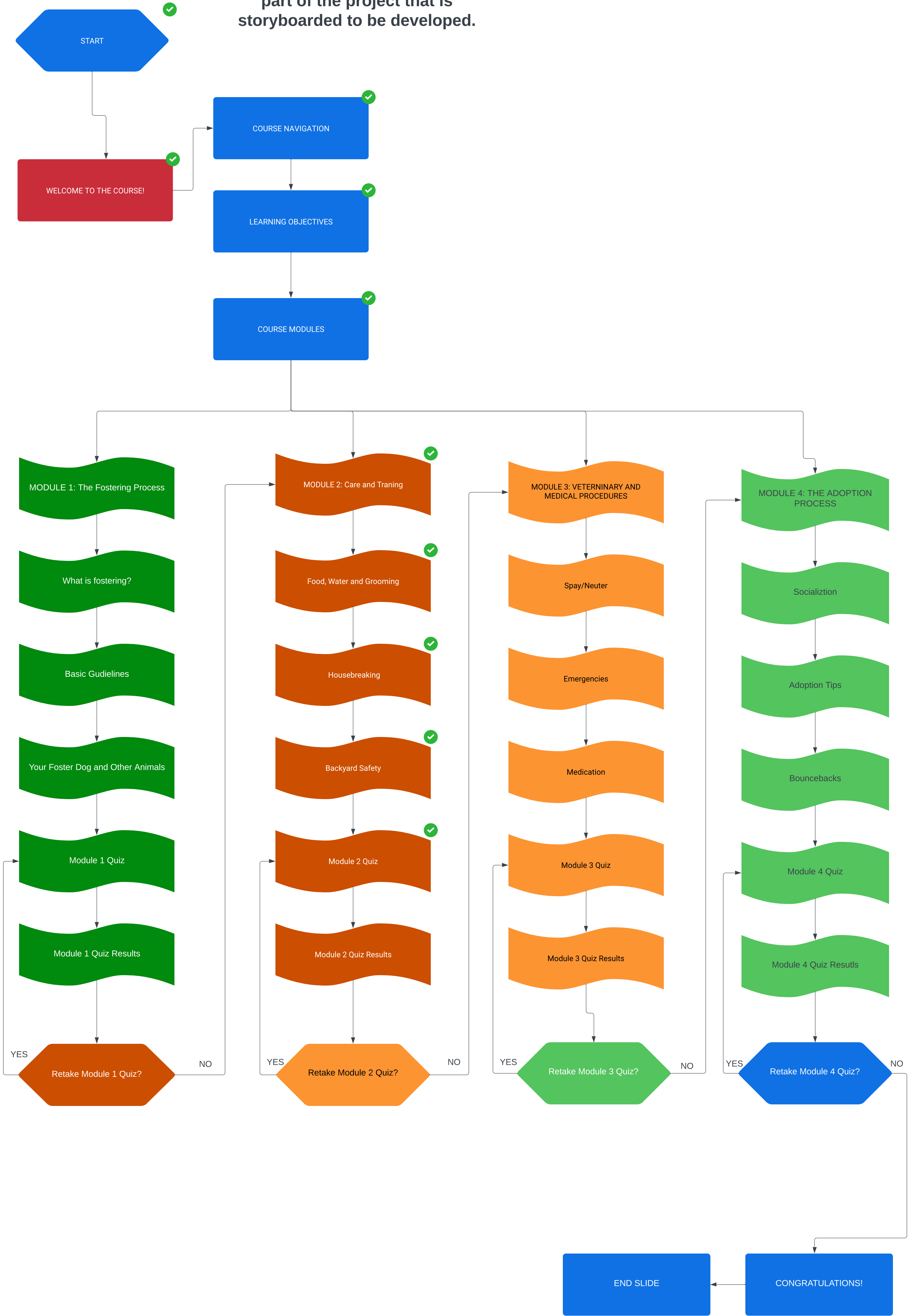
Teeth Brushing - <https://www.youtube.com/watch?v=Jv60oEPzy3U>


Fostering the Retired
Racing Greyhound

6/14/2024


Green checkmarks indicate the
part of the project that is
storyboarded to be developed.

HOME
NAVIGATION







Project Name: Fostering the Retired Racing Greyhound	Screen Name: Title	Screen #: 1/10
<div data-bbox="71 297 1623 1165">  <p data-bbox="326 362 1378 529">Fostering the Retired Racing Greyhound</p> <p data-bbox="529 761 1166 853">A Course for Greyhound Foster Parents (or anyone, really)</p> <p data-bbox="794 946 886 979">Enter</p> </div>		<div data-bbox="1691 229 1964 272">Functionality:</div> <p data-bbox="1691 305 2474 575">Welcome slide notifies learner of name of project and sets the tone. The style is meant to emulate a casual, friendly course that will bring interest to potential foster families</p> <div data-bbox="1691 608 2025 651">Graphics/Media:</div> <p data-bbox="1691 684 2326 726">Slide background color: #156082</p> <p data-bbox="1691 745 2224 845">Foreground image: greyhoundfullextension.jpg</p> <p data-bbox="1691 858 2384 1011">Title: Aptos Normal 54 pt, Subtitle & Button: Aptos 24 pt, Bold Button color: #D9D9D9</p> <p data-bbox="1691 1029 2415 1072">Transition animation: See Style Guide</p> <div data-bbox="1691 1105 1918 1148">Navigation:</div> <p data-bbox="1691 1180 2384 1280">User clicks Enter to advance to next slide.</p>








Additional Comments: Appearance Order: Central Image, Title, Subtitle, Enter Button


Project Name: Fostering the Retired Racing Greyhound	Screen Name: Welcome to the Course	Screen #: 2/10
<div data-bbox="68 248 1592 1102"> <div data-bbox="140 321 782 411"> <p>Welcome to the course!</p> </div> <div data-bbox="140 446 782 1075"> <p>This is Chaucer, a retired racing Greyhound.</p> <p>He raced 40 races at the Caliente Hippodrome racetrack before retiring at 3 years old.</p> <p>How did Chaucer turn from a professional athlete into a professional couch potato?</p> <p>After he came off the racetrack, Chaucer had a foster family who helped him adapt to his new life.</p> <p>Interested in learning more, or helping more dogs like Chaucer? Click his picture!</p> </div>  </div>		<div data-bbox="1610 218 2400 1152"> <p>Functionality:</p> <p>Welcome to Course introduces learner to a greyhound and explains what a foster family is.</p> <p>Graphics/Media:</p> <p>Background color: #156082</p> <p>Right image: Chaucer.jpg</p> <p>Title text: Aptos Normal 32 pt</p> <p>Body text: Aptos 24 pt, Normal</p> <p>Background color for both text boxes: White</p> <p>Navigation:</p> <p>User clicks dog picture to advance to next slide.</p> </div>
Additional Comments: Appearance Order: Title, Right Image, Body text		





Project Name: Fostering the Retired Racing Greyhound	Screen Name: Course Navigation	Screen #: 3/10
<div data-bbox="135 348 254 445"></div> <div data-bbox="621 376 1090 434"> <h1>Course Navigation</h1> </div> <div data-bbox="173 619 901 662"> <p>Navigating this course is very simple.</p> </div> <div data-bbox="173 733 1518 885"> <ul style="list-style-type: none"> • Click the Forward Greyhound button to go forward one page. • Click the Backward Greyhound button to go back one page. • Clicking the Home/Doghouse icon will open the Course Modules. </div> <div data-bbox="94 1071 287 1172"></div> <div data-bbox="1421 1066 1615 1168"></div>		<div data-bbox="1661 239 1951 282"> Functionality: </div> <div data-bbox="1661 315 2242 415"> <p>Allows learner to understand navigation for the course.</p> </div> <div data-bbox="1661 448 2012 491"> Graphics/Media: </div> <div data-bbox="1661 524 2420 966"> <p>Background Color: #156082 Banner Color: #D9D9D9 Text Color: Black Title text: Aptos Normal, 36 pt. Subtitle: Aptos Bold, 28 pt. Icons: Home Icon Greyhound Icons – flip for reverse run Hover colors on live icons: #C1E5F5</p> </div> <div data-bbox="1661 999 1905 1042"> Navigation: </div> <div data-bbox="1661 1075 2446 1289"> <p>User clicks forward running greyhound icon to advance to next slide, backward running to return and Home to go to Course Modules.</p> </div>

Additional Comments: Appearance Order: Forward/Back Icons, Title, Home Icon, Body Text


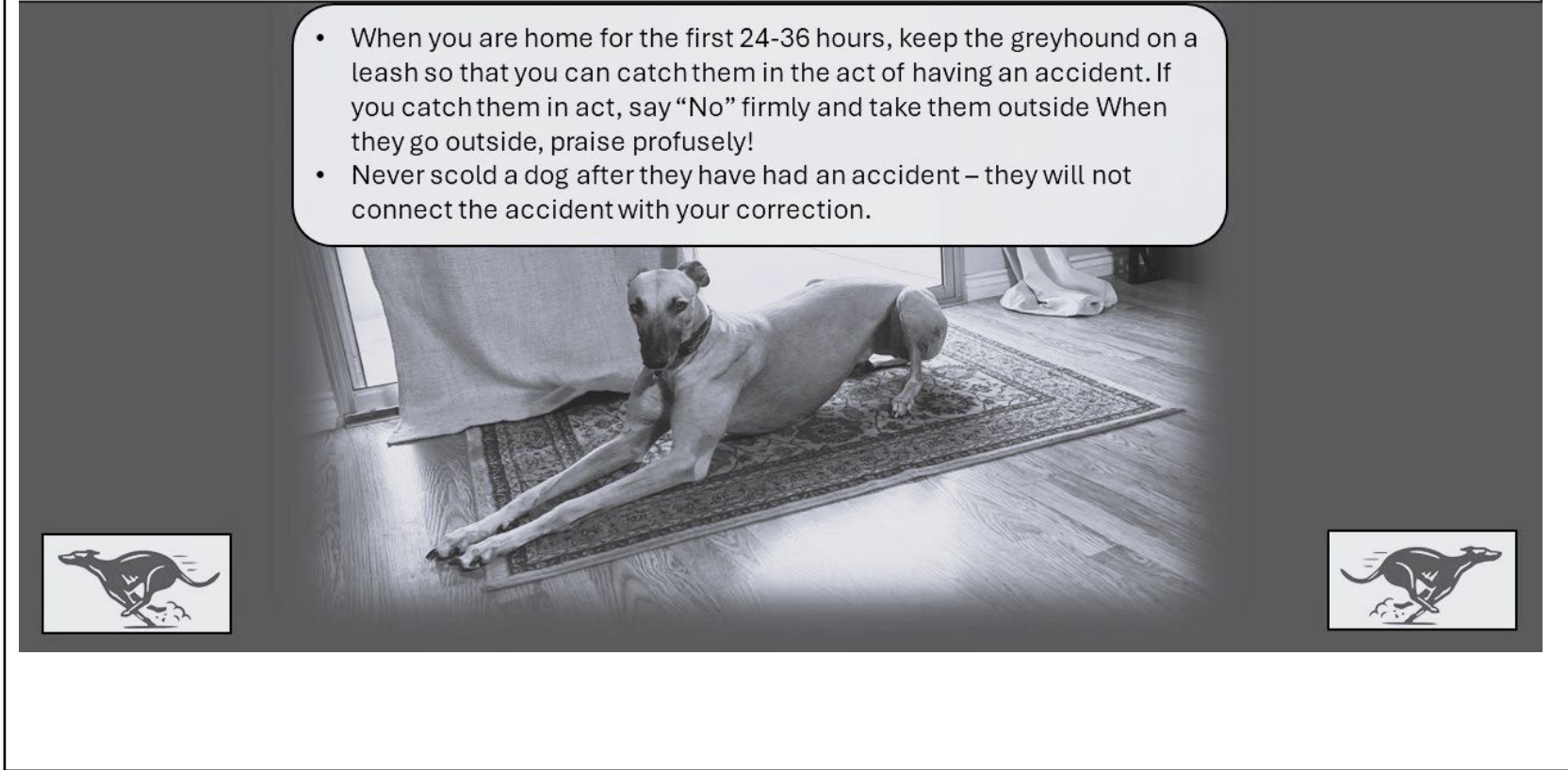


Project Name: Fostering the Retired Racing Greyhound	Screen Name: Learning Objectives	Screen #: 4/10
<div data-bbox="86 258 1696 1150"><h1 data-bbox="626 332 1136 386">Learning Objectives</h1><div data-bbox="912 479 1640 996"><p>Upon completion of this course, learners will be able to:</p><ol style="list-style-type: none">1. Recall what the fostering process involves.2. Identify knowledge and supplies needed to foster a retired racer.3. Identify suggestions to help a retired racer prepare for adoption.4. Recall information about veterinary and medical procedures for greyhounds.</div></div> <p data-bbox="117 1208 1574 1308">Appearance Order: Forward/Back Icons, Title, Home Icon, Left Image, Body Text</p>		<p data-bbox="1714 229 1989 272">Functionality:</p> <p data-bbox="1714 304 2372 458">Learning Objectives slide informs learner of what is to be learned in the course.</p> <p data-bbox="1714 494 2048 536">Graphics/Media:</p> <p data-bbox="1714 572 2448 1015">Background Color: #156082 Banner Color: #D9D9D9 Left image: The Bois2.jpg - soft edges, 25 pt. Title text: Aptos Normal, 36 pt. Body: Aptos, 20 pt. Icons: Home Icon Greyhound Icons</p> <p data-bbox="1714 1051 1944 1093">Navigation:</p> <p data-bbox="1714 1125 2481 1336">User clicks forward running greyhound icon to advance to next slide, backward running to return and Home to go to Course Modules.</p>


Project Name: Fostering the Retired Racing Greyhound	Screen Name: Course Modules	Screen #: 5/10
<div data-bbox="81 292 1676 1186"> <div data-bbox="147 334 267 434">  </div> <div data-bbox="667 368 1090 419" data-cs="2" data-kind="parent"> <h1>Course Modules</h1> </div><div data-bbox="428 542 547 638">  </div> <div data-bbox="601 562 1039 614" data-cs="2" data-kind="parent"> <div>1. The Fostering Process</div> </div><div data-bbox="428 714 547 809">  </div> <div data-bbox="601 733 963 785" data-cs="2" data-kind="parent"> <div>2. Care and Training</div> </div><div data-bbox="428 868 547 963">  </div> <div data-bbox="601 888 1268 939" data-cs="2" data-kind="parent"> <div>3. Veterinary and Medical Procedures</div> </div><div data-bbox="104 1055 300 1156">  </div> <div data-bbox="428 1025 547 1120">  </div> <div data-bbox="601 1045 1039 1096" data-cs="2" data-kind="parent"> <div>4. The Adoption Process</div> </div> <div data-bbox="1452 1061 1648 1162">  </div> </div> <div data-bbox="81 1232 1564 1325" data-cs="2" data-kind="parent"> <p>Appearance Order: Forward/Back Icons, Title, Home Icon, Dog Icon, #1 Text, Dog Bowl Icon #2 text, Medical Personnel Icon, #3 Text, Happy Face Icon. #4 Text</p> </div>		<div data-bbox="1714 239 1987 282"> Functionality: </div> <div data-bbox="1714 317 2497 416"> <p>Shows learner available course modules and topics. `</p> </div> <div data-bbox="1714 451 2048 494"> Graphics/Media: </div> <div data-bbox="1714 528 2497 853"> <p>Title text: Aptos Normal, 36 pt. Body: Aptos, 24 pt. Icons: Home, Greyhound, Dog, Dog Bowl, Medical Personnel, Happy Face Hover colors on live icons: #C1E5F5 Hover colors on disabled icons: #BFBFBF</p> </div> <div data-bbox="1714 888 1941 931"> Navigation: </div> <div data-bbox="1714 965 2497 1402"> <p>User clicks forward running greyhound icon to advance to next slide, backward running to return and Home to go to Course Modules. User clicks module icons, not text, to go to them. Only Module 2 is live – the others should be disabled</p> </div>

Project Name: Fostering the Retired Racing Greyhound	Screen Name: Module 2: Care and Training	Screen #: 6/10
<div data-bbox="122 315 244 414"></div> <div data-bbox="499 339 1207 396"> <h1>Module 2: Care and Training</h1> </div> <div data-bbox="58 471 1648 1168">  <div data-bbox="1019 475 1538 749"> <p>This module focuses on the care and training of the retired racer.</p> <p>Life is clearly a chore for these retirees!</p> </div> <div data-bbox="81 1046 277 1148"></div> <div data-bbox="1424 1043 1620 1145"></div> </div>		<div data-bbox="1689 239 1961 287"> Functionality: </div> <div data-bbox="1689 315 2425 418"> <p>Shows learner that they are Module 2 and the topic.</p> </div> <div data-bbox="1689 446 2023 494"> Graphics/Media: </div> <div data-bbox="1689 522 2461 743"> <p>Title text: Aptos Normal, 36 pt.</p> <p>Body: Aptos Normal, 20 pt.</p> <p>Center Image: Chaucer in bed.jpg – soft edges, 29 pt.</p> </div> <div data-bbox="1689 772 1916 819"> Navigation: </div> <div data-bbox="1689 848 2453 1062"> <p>User clicks forward running greyhound icon to advance to next slide, backward running to return and Home to go to Course Modules.</p> </div>
Additional Comments: Appearance Order: Forward/Back Icons, Title, Home Icon, Center Image, Body Text		


Project Name: Fostering the Retired Racing Greyhound	Screen Name: Food, Water and Grooming	Screen #: 7/10
<div></div> <div>Food, Water and Grooming</div> <div><div><div>Food and Water<ul style="list-style-type: none">• Provide access to fresh, clean water at all times and feed a high-quality kibble• Reduce the risk of bloat (opens a new window) by feeding twice a day in smaller quantities.</div><div>Grooming<ul style="list-style-type: none">• You must learn to brush your greyhound's teeth, as the diet they were fed at the track sometimes leads to tooth decay. For a walkthrough video, click here.</div></div><div></div></div>		<div>Functionality:</div> <div>Explains food, water, grooming best practices.</div> <div>Graphics/Media:</div> <div>Title text: Aptos Normal, 36 pt. Body: Aptos,16 pt. Text Box: 10% transparency, white Central Image: Wycliffe Bath.jpg, 15% transparency Icons: Home Icon Greyhound Icons</div> <div>Navigation:</div> <div>User clicks forward running greyhound icon to advance to next slide, backward running to return and Home to go to Course Modules. URL links are in Style guide.</div>


Additional Comments: Appearance Order: Forward/Back Icons, Title, Home Icon, Center Image, Body

Project Name: Fostering the Retired Racing Greyhound	Screen Name: Housebreaking	Screen #: 8/10
<div data-bbox="25 219 1681 1268"><div data-bbox="25 219 1681 459"><h1 data-bbox="652 325 1044 382">Housebreaking</h1></div><div data-bbox="333 459 1319 716"><ul style="list-style-type: none">• When you are home for the first 24-36 hours, keep the greyhound on a leash so that you can catch them in the act of having an accident. If you catch them in act, say “No” firmly and take them outside When they go outside, praise profusely!• Never scold a dog after they have had an accident – they will not connect the accident with your correction.</div><div data-bbox="25 459 1681 1268"></div><div data-bbox="25 716 270 1268"></div><div data-bbox="1424 716 1681 1268"></div></div>		<div data-bbox="1681 219 2522 1268"><p data-bbox="1681 239 1974 282">Functionality:</p><p data-bbox="1681 311 2448 361">Explains housebreaking best practices.</p><p data-bbox="1681 389 2035 439">Graphics/Media:</p><p data-bbox="1681 468 2300 518">Title text: Aptos Normal, 36 pt.</p><p data-bbox="1681 525 2071 575">Body: Aptos, 18 pt.</p><p data-bbox="1681 582 2423 689">Central Image: Chaucer by door1.jpg, soft edges, 39 pt.</p><p data-bbox="1681 696 2038 803">Icons: Home Icon Greyhound Icons</p><p data-bbox="1681 832 1931 882">Navigation:</p><p data-bbox="1681 911 2466 1125">User clicks forward running greyhound icon to advance to next slide, backward running to return and Home to go to Course Modules.</p></div>
Additional Comments: Appearance Order: Forward/Back Icons, Title, Home Icon, Center Image, Body Text		


Project Name: Fostering the Retired Racing Greyhound	Screen Name: Backyard Safety	Screen #: 9/10
<div data-bbox="86 308 214 411"></div> <div data-bbox="639 344 1070 404">Backyard Safety</div> <div data-bbox="25 482 1691 1200">  <div data-bbox="364 858 1340 1200"> <ul style="list-style-type: none"> • Greyhounds can work up a fairly good speed, even in a small yard. Check for sprinkler heads, loose pipes, or branches at greyhound eye level. • Also, be aware that some yard plants are poisonous to dogs. A few to be aware of are: <ol style="list-style-type: none"> 1. Oleander 2. Azaleas 3. Mistletoe </div> <div data-bbox="45 1073 249 1180"></div> <div data-bbox="1449 1071 1656 1176"></div> </div>		<div data-bbox="1714 237 1987 279">Functionality:</div> <div data-bbox="1714 311 2346 357">Explains backyard best practices.</div> <div data-bbox="1714 386 2046 429">Graphics/Media:</div> <div data-bbox="1714 461 2476 849"> <p>Title text: Aptos Normal, 36 pt.</p> <p>Body: Aptos,18 pt.</p> <p>Text Box: 10% transparency, white</p> <p>Central Image: Chaucer in Yard.jpg 15% transparency. soft edges, 74 pt.</p> <p>Icons: Home Icon</p> <p>Greyhound Icons</p> </div> <div data-bbox="1714 881 1941 923">Navigation:</div> <div data-bbox="1714 955 2476 1169"> <p>User clicks forward running greyhound icon to advance to next slide, backward running to return and Home to go to Course Modules.</p> <p>.</p> </div>

Additional Comments: Appearance Order: Forward/Back Icons, Title, Home Icon, Center Image, Body Text

Project Name: Fostering the Retired Racing Greyhound	Screen Name:	Screen #: 10/10
<div data-bbox="63 258 1615 1126"><h2 data-bbox="616 332 1065 382">Knowledge Check</h2><div data-bbox="229 538 1447 1071"><p data-bbox="700 578 975 614"><u>True or False:</u></p><p data-bbox="463 686 1212 725">Oleander is safe for greyhounds to eat.</p><div data-bbox="473 792 721 878"><p data-bbox="558 819 637 849">True</p></div><div data-bbox="935 792 1187 878"><p data-bbox="1014 819 1108 849">False</p></div></div></div> <p data-bbox="68 1190 1607 1368">Appearance Order: Forward/Back Icons, Title, Home Icon, Center Image, with text and buttons. Quiz: False is the correct answer, and if chosen and then clicking Submit, takes the user to Slide 10a. True is the incorrect answer, and if chosen and then clicking Submit, takes the user to Slide 10b.</p>		<p data-bbox="1709 254 1982 289">Functionality:</p> <p data-bbox="1709 329 2486 425">Shows learner available course modules and topics.</p> <p data-bbox="1709 461 2040 504">Graphics/Media:</p> <p data-bbox="1709 539 2458 975">Title text: Aptos Normal, 36 pt. Body: Aptos, 28 pt. (Bolded at bottom) Color: Black, except bolded text: #3B7D23 Icons: Home Icon Greyhound Icon Buttons – Text: Aptos 24 pt. Color - #D9D9D9</p> <p data-bbox="1709 1015 1936 1051">Navigation:</p> <p data-bbox="1709 1090 2499 1303">User clicks running backward greyhound icon to go to previous slide. Forward greyhound button is disabled as that part of the project is not developed.</p>

Project Name: Fostering the Retired Racing Greyhound	Screen Name:	Screen #: 10a/10
<div><div></div><div>Knowledge Check</div></div> <div><div><div><div>True or False:</div><div>Oleander is safe for greyhounds to eat.</div><div><div>True</div><div>False</div></div><div>Good job! That is correct.</div></div></div></div> <div>Appearance Order: Forward/Back Icons, Title, Home Icon, Center Image, with text and buttons</div>		Functionality: Shows learner available course modules and topics.
		Graphics/Media: Title text: Aptos Normal, 36 pt. Body: Aptos, 28 pt. (Bolded at bottom) Color: Black, except bolded text: #3B7D23 Icons: Home Icon Greyhound Icon Buttons – Text: Aptos 24 pt. Color - #D9D9D9 False Button when clicked:#A6A6A6
		Navigation: User clicks running backward greyhound icon to go to previous slide. Forward greyhound button is disabled as that part of the project is not developed.

oryboard Template – Interactive Learning Objects” is licensed CC BY 4.0 by Lindsay O’Neill, lindsay-oneill.com.

Project Name: Fostering the Retired Racing Greyhound	Screen Name:	Screen #: 10b/10
<div data-bbox="63 261 1666 1158">  <h2 data-bbox="637 339 1100 394">Knowledge Check</h2> <div data-bbox="236 551 1495 1122"> <p data-bbox="723 594 1009 634"><u>True or False:</u></p> <p data-bbox="481 705 1251 745">Oleander is safe for greyhounds to eat.</p> <div data-bbox="486 813 1225 901"> True False </div> <p data-bbox="606 965 1126 1005">Darn it! That is incorrect.</p> </div> </div>		Functionality: Shows learner available course modules and topics. Graphics/Media: Title text: Aptos Normal, 36 pt. Body: Aptos, 28 pt. (Bolded at bottom) Color: Black, except bolded text: # FF0000 Icons: Home Icon Greyhound Icon Buttons – Text: Aptos 24 pt. Color - #D9D9D9 True Button when clicked:#A6A6A6
Appearance Order: Forward/Back Icons, Title, Home Icon, Center text box with buttons and text		Navigation: User clicks running backward greyhound icon to go to previous slide. Forward greyhound button is disabled at that part of the project is not developed.