



2021-22 BRYANT UNIVERSITY BASKETBALL

GAME NOTES

GAME 3



BRYANT 1-1

AT



CLEMSON 2-0

NOVEMBER 15, 2021
7:00 PM

CLEMSON, S.C.
LITTLEJOHN COLISEUM

2021-22 SCHEDULE

OCTOBER (0-0)			
Mon	25	Nichols	Exhibition W, 107-71
NOVEMBER (1-1)			
Tue	9	Fisher	NEC Front Row W, 122-54
Fri	12	at Rhode Island 1	ESPN+ L, 83-64
Mon	15	at Clemson	ACCNX 7:00 PM
Sat	20	vs Bethune Cookman 1	FloSports 12:00 PM
Sun	21	vs TBA 1	FloSports TBA
Fri	26	at Brown	ESPN+ 4:00 PM
Sun	28	Dartmouth	NEC Front Row 4:00 PM
DECEMBER (0-0)			
Fri	3	at Houston	ESPN+ 8:00 PM
Sun	5	at Cincinnati	7:00 PM
Wed	8	New Hampshire	NEC Front Row 7:30 PM
Sat	11	at Stony Brook	ESPN+ 6:31 PM
Sun	19	at Cornell	ESPN+ 4:00 PM
Wed	22	Eastern Kentucky	NEC Front Row 11:00 AM
Wed	29	at Central Connecticut*	NEC Front Row 7:00 PM
Fri	31	Sacred Heart*	NEC Front Row 1:00 PM
JANUARY (0-0)			
Thu	6	at Wagner*	NEC Front Row 7:00 PM
Sat	8	at Fairleigh Dickinson*	NEC Front Row 2:00 PM
Sat	15	Mount St. Mary's*	NEC Front Row 1:00 PM
Mon	17	Saint Francis U*	NEC Front Row 7:00 PM
Fri	21	at Merrimack*	NEC Front Row 7:00 PM
Sun	23	St. Francis Brooklyn*	NEC Front Row 1:00 PM
Thu	27	Merrimack*	NEC Front Row 7:00 PM
Sat	29	Long Island*	NEC Front Row 1:00 PM
FEBRUARY (0-0)			
Thu	3	at Saint Francis U*	NEC Front Row 7:00 PM
Sat	5	at Mount St. Mary's*	NEC Front Row 4:00 PM
Thu	10	at Sacred Heart*	NEC Front Row 7:00 PM
Sat	12	at Long Island*	NEC Front Row TBA
Thu	17	Central Connecticut*	NEC Front Row 7:00 PM
Sat	19	Fairleigh Dickinson*	NEC Front Row 1:00 PM
Thu	24	at St. Francis Brooklyn*	NEC Front Row 7:00 PM
Sat	26	Wagner*	NEC Front Row 1:00 PM
MARCH (0-0)			
Wed	2	NEC Quarterfinals	TBA
Sat	5	NEC Semifinals	TBA
Tue	8	NEC Championship	TBA

Home games in bold | * Northeast Conference game | All times Eastern
National rankings listed as AP/Coaches

1 - Sunshine Slam

BRYANT AT A GLANCE

Location (Founded/Enrollment):	Smithfield, Rhode Island (1863/3,400)
President:	Ross Gittell (Chicago '79)
Director of Athletics:	Bill Smith (Colgate '90)
Nickname (Colors):	Bulldogs (Black & Gold)
Conference:	Northeast Conference
Home Arena (Capacity):	Choce Athletic Center (2,000)
Head Coach:	Jared Grasso (Quinnipiac '02)
Record at Bryant/Career Record:	41-45 (4th) / 42-67 (5th)
Associate Head Coach:	Phil Martelli, Jr. (Saint Joseph's '03)
Assistant Coach:	Chris Cole (New Mexico State)
Assistant Coach:	Eamonn Mahar (SUNY Cortland '17)
Director of Basketball Operations:	Luke St Lifer (Florida Southern '16)
Program Record (first varsity season):	760-853 (1962-63)
Athletic Communications Contact:	Tristan Hobbes, Eastern Conn. ('09)
Cell Phone:	315-292-8361
Email:	thobbes@bryant.edu

BROADCAST INFORMATION

Watch: ACCNX (Eric Collins, Mike Gminski)

Live Stats: BryantBulldogs.com

Follow Along on Twitter: @BryantHoops | #KEB1 | #NECMBB

PROJECTED STARTERS (based off last game)

NO	NAME	CL	HT	WT	PPG	RPG	APG
G 2	Erickson Bans	Sr.	5-11	175	7.5	2.0	2.0
G 3	Adham Eleeda	Sr.	6-5	210	11.0	5.0	1.5
G 4	Tyler Brelsford	Sr.	6-4	183	12.5	4.0	8.0
G 5	Charles Pride	Jr.	6-4	200	25.0	8.0	1.5
F 34	Hall Elisias	Sr.	6-8	230	8.0	6.5	4.0blk

QUICK HITS	
13 pts in season opener	
6-18 from three to start the year	
21 pts, 11 assists in opener	
25 points in each of first two games	
Top 15 nationally in blocks b2b years	

OFF THE BENCH

NO	NAME	CL	HT	WT	PPG	RPG	APG
G 1	Joe Maan IV	Sr.	6-2	190	--	--	--
G 10	Luis Hurtado Jr.	Sr.	6-6	215	4.0	9.0	5.0
G 11	Max Zakheim	Fr.	5-11	157	3.0	2.0	0.0
G 12	Timmy Kiggins	Jr.	6-0	170	0.0	3.0	2.0
F 13	Mike Marshall Jr.	Fr.	6-3	185	-	-	-
F 14	Liam Dunfee	Fr.	6-6	225	-	-	-
F 15	Greg Calixte	Gr.	6-8	235	15.0	6.0	3.0blk
F 22	Grant Coleman	Fr.	6-7	220	7.0	2.0	2.5
G 30	Chris Childs	Sr.	6-2	185	10.0	3.0	0.0
G 32	Peter Kiss	Sr.	6-5	200	--	--	--
G 33	Mike Iuzzolino	Fr.	6-3	180	0.0	2.0	0.0
F 50	Josh Ozabor	Fr.	6-5	222	4.0	1.0	0.0

QUICK HITS	
Has appeared in 9 games	
Career-high 12 boards on Tuesday	
Made first-career basket on Tuesday	
3 boards and 2 assists on Tuesday	
Transfer from George Mason	
Transfer from Milwaukee	
61-154 (.396) from three last year	
USBWA All-District I	
Father is assistant coach at Robert Morris	
4-4 from the field on Tuesday	

THE JUMP

• Bryant travels to South Carolina to face ACC-member Clemson on Monday night.

• This will be the first-ever meeting between Bryant and Clemson.

* Bryant enters the week at 1-1 following a 83-64 loss at Rhode Island on Friday night. The Bulldogs and Rams were tied 37-37 at the half.

• Bryant is coming off one of its most successful seasons in program history, having won 15 games for the second-straight year. The Bulldogs advanced to the NEC Championship game for the first time and competed in the CBI.

• The Black and Gold return four starters and six key players from last year's team. All six of those players started a game and four of the six averaged double figures.

• Bryant finished fourth nationally in scoring average (83.8) and 13th nationally in three point field goal percentage (.381).

• Head coach Jared Grasso was named the USBWA District I Coach of the Year and Peter Kiss was named to the All-District Team.

• Grasso enters his fourth year as the head coach of the Bulldogs. He has posted a 41-45 career record, winning 15 games in each of the last two seasons. Last year, Grasso led the Black and Gold to a 15-7 record.

• Bryant will head further south next weekend, traveling to Daytona Beach for the Sunshine Slam. The Bulldogs will face Bethune-Cookman on Saturday and either Air Force or Holy Cross on Sunday.

INSIDE THE SERIES

D1/All-Time Series Record:	0-0/0-0
At Home (D1):	0-0
On the Road (D1):	0-1
At Neutral Site:	0-0
Last Meeting:	-
Last Bryant Win:	-

TALE OF THE TAPE

BRYANT	vs.	CLEMSON
1-1	OVERALL RECORD	1-0
0-0	CONFERENCE RECORD	0-0
L1	STREAK	W1
-	NET ()	-
-	KENPOM ()	-
-	OFF. EFFICIENCY (KENPOM)	-
-	DEF. EFFICIENCY (KENPOM)	-
93.0	POINTS PER GAME	70.0
68.5	SCORING DEFENSE	60.5
+24.5	SCORING MARGIN	+9.5
.435	FIELD GOAL PERCENTAGE	.468
.348	FIELD GOAL DEFENSE	.359
.324	3-POINT FG PERCENTAGE	.425
.220	3-POINT DEFENSE	.170
.806	FREE THROW PERCENTAGE	.648
50.5	REBOUNDS PER GAME	34.5
+4.5	REBOUNDING MARGIN	0.0
23.0	ASSISTS PER GAME	11.5
12.5	TURNOVERS PER GAME	16.5
+4.0	TURNOVER MARGIN	-2.0
6.0	STEALS PER GAME	6.0
7.5	BLOCKS PER GAME	3.0



2021-22 BRYANT UNIVERSITY BASKETBALL

NUMERICAL ROSTER

No.	Name	Cl.	Pos.	Ht.	Wt.	Hometown/High School (Last School)
1	Joe Moon IV	So.	G	6-1	185	Westland, Mich. / Woodstock Academy (Conn.)
2	Erickson Bans	So.	G	5-11	165	Pawtucket, R.I. / Shea
3	Adham Eleeda	Gr.	G	6-5	205	Toronto, Ont. / Toronto Basketball Academy (Northern Kentucky)
4	Tyler Brelsford	Fr.	G	6-4	175	Ellicott City, Md. / Mount Saint Joseph (George Washington)
5	Charles Pride	Jr.	G	6-4	185	Syracuse, N.Y. / Putnam Science (Conn.)
10	Luis Hurtado Jr.	Sr.	G	6-6	210	Merida, Venezuela / Sagemont School (UAB)
11	Max Zakheim	Fr.	G	5-11	157	Bergenfield, N.J. / Frisch School
12	Timmy Kiggins	Jr.	G	6-0	170	Westbury, N.Y. / Holy Trinity
13	Mike Marshall Jr.	Fr.	F	6-3	185	Weymouth, Mass. / Thayer Academy
14	Liam Dunfee	Fr.	F	6-6	225	Nahant, Mass. / The Governors Academy
15	Greg Calixte	Gr.	F	6-8	235	Mount Vernon, N.Y. / Mount Vernon (George Mason)
22	Grant Coleman	RFr.	F	6-7	230	Mahomet, Ill. / Mahomet-Seymour (Milwaukee)
30	Chris Childs	Sr.	G	6-2	180	Bronx, N.Y. / Woodstock Academy (Conn.) (Indian Hills CC)
32	Peter Kiss	Sr.	G	6-5	200	New York, N.Y. / Notre Dame Prep (Rutgers)
33	Mike Iuzzolino	Fr.	G	6-3	180	Pittsburgh, Pa. / First Love Christian
34	Hall Elisas	Gr.	F	6-8	230	Valley Stream, N.Y. / Valley Stream South (New Mexico JC)
50	Josh Ozabor	Fr.	F	6-5	200	Johannesburg, South Africa / IMG Academy

Head Coach: Jared Grasso (Quinnipiac '02), fourth season
 Associate Head Coach: Phil Martelli, Jr. (Saint Joseph's '03), fourth season
 Assistant Coaches: Chris Cole (New Mexico State), fourth season
 Eamonn Mahar (SUNY Cortland '17), third season
 Luke St. Lifer (Florida Southern '18), first season
 Chris Duhon (Duke '04), first season
 Doug Niblock (St. Joseph's College), first season
 Justin Kennedy (Bryant '21), first season
 Jay Cyriac, first season

Director of Operations: Jared Grasso
 Dir. of Scouting and Video Analysis: Phil Martelli, Jr.
 Dir. of Basketball Innovation Analytics: Chris Cole
 Special Assistant to the Head Coach: Eamonn Mahar
 Director of Player Personnel: Luke St. Lifer

ROSTER BREAKDOWN

BULLDOGS BY CLASS	
Graduates	3
Seniors	3
Juniors	2
Sophomores	2
Freshmen	7

BULLDOGS BY POSITION	
Guards	11
Forwards	6

BULLDOGS BY STATE/COUNTRY	
Canada	1
United States	14
Illinois	1
Massachusetts	2
Michigan	1
Maryland	1
New Jersey	1
New York	6
Pennsylvania	1
Rhode Island	1
Venezuela	1
South Africa	1

BULLDOGS BY HEIGHT	
5-11	2
6-0	1
6-1	1
6-2	1
6-3	2
6-4	2
6-5	3
6-6	2
6-7	1
6-8	2

PRONUNCIATION GUIDE

3	ADHAM ELEEDA	Adam uh-LEE-duh
11	Max ZAKHEIM	Max ZACK-hyme
15	Greg CALIXTE	Kuh-LICKST
33	Mike IUZZOLINO	Iz-UH-LEE-no
34	Hall ELISIAS	"Elijah" + s
50	Josh OZABOR	OH-zuh-boar
Head Coach	Jared GRASSO	GRAH-so
Director of Operations	EAMONN MAHAR	AY-min MARR
University President	Ross GITTELL	guh-TELL

ALPHABETICAL ROSTER

2	Erickson Bans	Fr.	G	5-11	165	Pawtucket, R.I.
4	Tyler Brelsford	Fr.	G	6-4	175	Ellicott City, Md
15	Greg Calixte	Gr.	F	6-8	235	Mount Vernon, N.Y.
30	Chris Childs	Jr.	G	6-2	180	Bronx, N.Y.
22	Grant Coleman	RFr.	F	6-7	230	Mahomet, Ill.
14	Liam Dunfee	Fr.	F	6-6	225	Nahant, Mass.
34	Hall Elisas	R-Sr.	F	6-8	230	Valley Stream, N.Y.
10	Luis Hurtado Jr.	R-Jr.	G	6-6	210	Merida, Venezuela
33	Mike Iuzzolino	Fr.	G	6-3	180	Pittsburgh, Pa.
12	Timmy Kiggins	So.	G	6-0	170	Westbury, N.Y.
32	Peter Kiss	R-Sr.	G	6-5	200	New York, N.Y.
13	Mike Marshall Jr.	Fr.	F	6-3	185	Weymouth, Mass.
1	Joe Moon IV	Fr.	G	6-1	185	Westland, Mich.
50	Josh Ozabor	Fr.	F	6-5	200	Johannesburg, South Africa
5	Charles Pride	So.	G	6-4	185	Syracuse, N.Y.
11	Max Zakheim	Fr.	G	5-11	157	Bergenfield, N.J.



2021-22 BRYANT UNIVERSITY BASKETBALL

2021-22 SITUATIONAL RECORDS

	2020-21	2021-22
Overall	15-7	1-1
Home	10-1	1-0
Away	5-5	0-1
Neutral	0-1	0-0
In Overtime	0-0	0-0
Vs Ranked Opponents	0-0	0-0
Vs Non-Conference Opponents	4-2	1-1
Vs Northeast Conference	11-5	0-0
Winning the opening tip	10-7	0-0
Scoring first	10-4	0-1
Scored on first	5-3	1-0
Leading at the half	14-3	1-0
Trailing at the half	1-4	0-0
Tied at the half	0-0	0-1
Leading with 2:00 left (regulation)	13-2	1-0
Trailing with 2:00 left (regulation)	1-5	0-1
Tied with 2:00 left (regulation)	1-0	0-0
In games decided by > 10 points	7-2	1-1
In games decided by 6-10 points	5-1	0-0
In games decided by ≤ 5 points	3-4	0-0
Scoring 90+ points	5-1	1-0
Scoring 80-89 points	4-4	0-0
Scoring 70-79 points	4-1	0-0
Scoring 60-69 points	2-1	0-1
Scoring 50-59 points	0-0	0-0
Scoring < 50 points	0-0	0-0
Opponent scores 70+ points	7-7	0-1
Opponent scores < 70 points	8-0	0-0
Shooting ≥ 50 percent	6-0	1-0
Shooting 40-49.9 percent	7-5	0-0
Shooting 30-39.9 percent	2-2	0-0
Shooting < 30 percent	0-0	0-1
No players in double figures	0-0	0-0
One player in double figures	0-0	0-0
Two players in double figures	1-1	0-0
Three players in double figures	2-1	0-1
Four players in double figures	6-3	0-0
Five players in double figures	5-2	1-0
Six players in double figures	0-0	0-0
Seven players in double figures	1-0	0-0
Making 5+ 3-pointers	15-7	1-1
Recording 12+ assists	12-4	1-1
Committing < 15 turnovers	8-3	1-1
Blocking 3+ shots	9-4	1-1
Making 5+ steals	11-6	1-1
Outshooting opponent (percentage)	14-3	1-0
Outshot by opponent (percentage)	1-4	0-1
Outrebounding opponent	12-1	1-0
Outrebounded by opponent	3-6	0-1
Rebound margin is even	0-0	0-0
At night (5 p.m. or later)	2-3	1-1
During the day	13-4	0-0
On Monday	1-1	0-0
On Tuesday	2-1	1-0
On Wednesday	1-1	0-0
On Thursday	3-1	0-0
On Friday	3-1	0-1
On Saturday	4-1	0-0
On Sunday	1-1	0-0
In November	0-1	1-1
In December	7-1	0-0
In January	3-3	0-0
In February	4-0	0-0
In March	1-2	0-0
White Uniforms	8-4	1-0
Black Uniforms	7-3	0-1

BRYANT VS. CLEMSON

- Bryant and Clemson will be meeting for the first time in program history.
- The Bulldogs are 1-12 all-time in games against ACC opponents.
- Bryant's lone win came over Boston College on Nov. 25, 2012.

BRYANT FALLS IN NEC FINAL

- Bryant lost to Mount St. Mary's, 73-68, in its first-ever appearance in the NEC Championship last season.
- Bryant hosted the title game and trailed by as many as 11 in the second half before making a late comeback.
- Charles Pride tied an NEC Tournament record with eight threes on his way to a career-high 33-point performance.
- Bryant was held to 38.5 percent from the field.

BRYANT PLAYS IN THE CBI

- Bryant appeared in the CBI for the second time in program history.
- The Bulldogs also hosted Richmond in the first round of the 2013 CBI, falling 76-71.
- That year, Bryant orchestrated one of the best turnarounds in NCAA history, going from 2-28 in 2011-12 to 19-12 in 2012-13.

RELENTLESS PURSUIT OF PROGRESS

- Jared Grasso has turned the Bryant program around in three short seasons.
- Bryant won just 3 games the year prior to Grasso taking over (17-18). Since, Grasso has led the Black and Gold to 10 wins in 18-19, 15 in 19-20 and 15 last year.
- Bryant is 31-24 the last 2+ seasons.

GRASSO NAMED ONE NATION'S TOP 40 RISING HEAD COACHES

- Jared Grasso was named one of the top 40 rising head coaches in the country by Silver Wave Media on Jan. 8, 2021.
- Grasso was also named one of the top 40 under 40 head coaches by ESPN last June.
- He is 41-45 in his Bryant career.

OFFENSIVE NUMBERS

- Bryant became the first NEC team in at least the last 25 years to score 80+ points in each of the first six games of the season last year.
- They were the first NEC team to do so in at least six-straight games since LIU did it Feb. 4-13, 2012.
- Bryant scored 100+ points for the third time in two seasons on Tuesday night.

FIVE POINTS OR LESS

- Bryant has played 28 games that have been decided by five points or less under head coach Jared Grasso. Bryant is 11-17 in those games.

PUSH THE TEMPO (Possessions per 40 minutes)

- The Bulldogs play fast, and according to kenpom.com, the Bulldogs were one of the most up-tempo teams nationally last season.
- Bryant's adjusted tempo of 73.6 was 15th.

SLOW IT DOWN, WE DO THAT TOO

- Bryant was 9-1 in games that it had 75 or less possessions last season according to kenpom.com.
- Five of Bryant's last six games saw them have less than 70 possessions (67, 65, 70 and 59).

HOME COOKING

- Bryant finished 10-1 at home last season, it's best home record in DI program history.
- Heading into the NEC title game Bryant was one of only 10 teams nationally to have an unbeaten home record.
- The NEC title game was Bryant's only home loss.

THE SUNSHINE SLAM

- Friday's game is the first of three games for the Bulldogs in The Sunshine Slam.
- Bryant will travel to Daytona Beach next weekend for two games.
- * The Bulldogs will face Bethune-Cookman on Saturday and then face either Holy Cross or Air Force on Sunday.

12 or more from three

- Bryant made 12+ threes for the 17th time in 85 games under Jared Grasso.
- * The Bulldogs have posted three of their top 10 single-season three point totals under Grasso.

BY THE NUMBERS

25
140
7

Number of points for Charles Pride in each of the first two games of the year.

Number of career blocks for Hall Elisias, second-most in program history.

Number of career double-doubles for Charles Pride.

DI SERIES HISTORY • First Meeting

H: 0-0 A: 0-0 N: 0-0 STRK:

DATE LOCATION SCORE

LAST MEETING •



2021-22 BRYANT UNIVERSITY BASKETBALL

PLAYER NOTES

CHARLES PRIDE

- Has scored 25 points in each of the first two games.
- Has 25+ points in three of his last four dating back to last year (33 in NEC title game).
- Ranked 11th in NEC in rebounds per game (7.0) and 16th in scoring (13.5).
- 10th in the league in field goal % (.495).
- Had 5 double-doubles (11p, 12r at UMass, 16p/17r at SFBK and 14p/14r at FDU, 12p/10r vs. LIU, 16p/11r vs SHU).
- Scored a career-high 33 points in NEC title game. Made 8-of-12 from beyond the arc.
- 8 3s are an NEC Championship game record.
- Posted a career-high six steals on Jan. 30 at FDU.
- 17 rebounds at SFBK are tied for the fourth-most in a single season in program history.
- Registered a career-high eight assists against Stony Brook.
- 10 free throws are a career high.
- 22 points at Rutgers in 2019, most by a Bryant freshmen against a Power 5 school.
- CNY Mr. Basketball in 2018 after leading Liverpool to first Class AA New York State title.

PETER KISS

- Will be making his season debut on Monday at Clemson.
- USBWA All-District I Team...NABC All-District 15 Second Team...All-NEC First Team
- Named to Lou Henson Award Preseason Watch List - mid-major national player of the year
- Recorded double-doubles in each of his final two games last year.
- Two-time NEC Player of the Week (Dec. 7, Jan. 11). Also named College Madness Mid-Major Player of the Week.
- First on team in scoring with 16.9 per game. 10 20+ point games, including 7-of-14 NEC games.
- Averaging team-best 17.7 ppg in NEC games. 4th in the league.
- Registered first triple-double in DI program history (12p, 13r, 10a) vs. CCSU on Jan. 7.
- Set career-high with 27 points following day against CCSU.
- Back-to-back 20-point games against UNH and RIC. Added a career-high six steals vs. RIC.
- Finished one point shy of his career high with 22 points at UNH. Shot 9-of-14 from the field.
- Added nine rebounds against the Wildcats.
- Posted 12 points, eight boards and three assists in his Bryant debut at Syracuse.
- Kiss joins the Bulldogs after three years at Rutgers and a year at Quinnipiac.
- Four-time MAAC Rookie of the Week and a MAAC All-Rookie selection at Quinnipiac.
- Averaged 13.3 ppg, posting 21 double-figure scoring games.
- Posted 6.0 ppg and 2.2 rpg in 30 games (12 starts) at Rutgers in 2018-19.

CHRIS CHILDS

- 22nd in 3s/g and 37th nationally in 3s/% last year.
- Has scored 1,251 points in his collegiate career (NCAA + JUCO).
- 3rd in NEC in free throw percentage (.857).
- Has four games with 5 3s. Went 5-for-8 and 5-for-9 in back-to-back games at SFBK.
- Season-high 24 points in CBI vs Coastal Carolina.
- Made 24-straight free throws before missing on Jan. 31 at FDU. 48-56 on the year.
- Posted 20 and 19 points in back-to-back games vs. CCSU. Averaging 13.7 ppg in NEC games.
- Made all 7 free throws and finished with 12 points at UNH.
- Only three against UNH came in final three minutes and made it a 5-point game.
- Hit four three pointers in the first half at Syracuse and finished 5-of-9 from deep.
- Posted 18 points in 28 minutes.
- Joins the Bulldogs as a transfer from Indian Hills CC. Spent his true freshman season at Division III Saint Joseph's in Connecticut.
- Played for Hall of Fame coach Jim Calhoun at Saint Joseph's.
- NJCAA All-America Second Team honoree at Indian Hills.
- ICACC Player of the Year after averaging 14.2 ppg. Shot 45.4 from the field and 45.0 from three.
- Ranked 12th in the NJCAA in made three-pointers (107).
- Team went 30-3 and was No. 2 national seed.
- Averaged 18.7 ppg at Saint Joseph's.
- Ranked fourth in DI in three-point percentage.
- Spent part of childhood in Rhode Island and spent two years at Wilbraham & Monson and also Woodstock Academy.

HALL ELISIAS

- Has 8 blocks in the first two games.
- Posted six blocks in season opener vs Fisher.
- Ranked 13th nationally in blocks/game (2.6).
- Made 9-of-9 field goals at FDU, a first in program history.
- Led NEC in FG% at .854...Highest field goal % in DI program history.
- Posted No. 2 play on SportsCenter Top 10 on Jan. 14.
- Became 2nd player in Bryant DI program history with 100 blocks in a career.
- Career-high 20 points at Merrimack on 2/21 as part of a double-double (20p, 10r).
- Flirted with a triple-double on Dec. 17 against Wagner (12 pts, 10 reb. 7 blocks).
- Posted first-career double-double (13p, 11r) in just 18 minutes at UNH on Dec. 1.
- Has 140 blocks in just 54 games as a Bulldog (2.6/g).

MILESTONE WATCH

HALL ELISIAS (Sr/F)

Milestone	To Go	Achieved
100 career blocks	--	12/17
149 career blocks (1st in DI)	8	--

CHARLES PRIDE (So/G)

Milestone	To Go	Achieved
500 career points	--	Mar. 9
100 career assists	--	Mar. 9
250 career rebounds	--	Jan. 31

CHRIS CHILDS (Sr/G)

Milestone	To Go	Achieved
1,000 career points	193	--

PETER KISS (Sr/G)

Milestone	To Go	Achieved
1,000 career points	42	--

BLACK & GOLD CLUB

Thanks to the commitment and support from our loyal alumni, parents and friends, the Black & Gold Club supports the more than 500 student-athletes at Bryant with everything they need to excel in the classroom and on the field. For more information on how to support the Black & Gold, visit www.BryantBulldogs.com.

2020-21 HONORS

Peter Kiss

- All-NEC First Team
- USBWA All-District I Team
- NABC All-District 15 Second Team
- NEC Player of the Week (12/7, 1/11)
- NEC Prime Performer (12/7, 12/23, 1/11, 1/18, 2/2, 3/1)

Michael Green III

- All-NEC Second Team
- NABC All-District 15 Second Team
- Lou Henson National Player of the Week (12/29)
- NEC Player of the Week (12/23)
- NEC Prime Performer (11/30, 12/7, 12/15, 12/23, 1/18)

Chris Childs

- NEC Prime Performer (11/30, 12/15, 1/11)

Hall Elisias

- NEC Prime Performer (11/30, 12/23, 1/18, 2/23, 3/1)

Charles Pride

- NEC Prime Performer (12/7, 12/15, 2/2)

STAYING SOCIAL with Bryant Athletics

NEWS/IN-GAME UPDATES



@BryantAthletics
@BryantHoops

BEHIND-THE-SCENES PHOTOS



@BryantAthletics
@BryantHoops

NEWS/VIDEOS



Bryant Athletics
- Bryant Men's
Basketball



2021-22 BRYANT UNIVERSITY BASKETBALL

2021-22 INDIVIDUAL GAME HIGHS

Points	
25	Charles Pride at URI (11/12/21)
25	Charles Pride vs Fisher (11/9/21)
21	Tyler Brelsford vs Fisher (11/9/21)
15	Greg Calixte vs Fisher (11/9/21)
13	Erickson Bans vs Fisher (11/9/21)
Field Goals Made	
11	Charles Pride vs Fisher (11/9/21)
7	Charles Pride at URI (11/12/21)
7	Tyler Brelsford vs Fisher (11/9/21)
Field Goals Attempted	
20	Charles Pride at URI (11/12/21)
16	Charles Pride vs Fisher (11/9/21)
12	Tyler Brelsford at URI (11/12/21)
12	Tyler Brelsford vs Fisher (11/9/21)
Field Goal Percentage (min. 8 made)	
.688	Charles Pride (11-16) vs Fisher (11/9/21)
3-Point Field Goals Made	
5	Charles Pride at URI (11/12/21)
3	Adham Eleeda at URI (11/12/21)
3	Tyler Brelsford vs Fisher (11/9/21)
3	Adham Eleeda vs Fisher (11/9/21)
3-Point Field Goals Attempted	
11	Charles Pride at URI (11/12/21)
10	Adham Eleeda at URI (11/12/21)
8	Adham Eleeda vs Fisher (11/9/21)
6	Tyler Brelsford vs Fisher (11/9/21)
3-Point Field Goal Percentage (min. 4 made)	
.500	Tyler Brelsford (3-6) vs Fisher (11/9/21)
Free Throws Made	
6	Charles Pride at URI (11/12/21)
4	Tyler Brelsford vs Fisher (11/9/21)
4	Erickson Bans vs Fisher (11/9/21)
Free Throws Attempted	
7	Charles Pride at URI (11/12/21)
4	Greg Calixte vs Fisher (11/9/21)
4	Tyler Brelsford vs Fisher (11/9/21)
4	Erickson Bans vs Fisher (11/9/21)
Free Throw Percentage (min. 8 made)	
Rebounds	
12	Luis Hurtado vs Fisher (11/9/21)
11	Charles Pride vs Fisher (11/9/21)
Assists	
11	Tyler Brelsford vs Fisher (11/9/21)
7	Luis Hurtado vs Fisher (11/9/21)
Steals	
2	Luis Hurtado Jr. at URI (11/12/21)
2	Erickson Bans vs Fisher (11/9/21)
Blocked Shots	
6	Hall Elisias vs Fisher (11/9/21)

- Stops at LIU Post and New Mexico JC before Bryant.
- Ranked third nationally in Kenpom Block Percentage (14.0%) in 19-20.
- Has Recorded seven games of 6+ blocks.
- Born in Haiti.

LUIS HURTADO JR.

- Career-high 12 rebounds vs Fisher.
- Averaged 5.4 ppg, 4.4 rpg and 2.9 apg last season, while only committing 38 turnovers (1.6 A/TO ratio).
- Would have ranked 4th in NEC in A/TO ratio if qualified.
- 6 games of 5+ assists.
- Back-to-back double-digit scoring efforts vs. SFBK and SBU.
- Career-high seven assists at SFBK on Dec. 8.
- Posted a career-high 13 points the following night against the Terriers.
- Joins Bryant after spending three seasons at the University of Alabama at Birmingham (UAB).
- Winner of UAB's Flame of Courage Award after overcoming testicular cancer.
- Appeared in nine games last season, posting 12 points and 10 assists in 70 minutes.

JOE MOON IV

- Scored a bucket in 5 min off bench vs. LIU.
- Scored nine points and dished out four assists in his first collegiate game against RIC on 12/5.
- Played high school ball at Westland John Glenn in Michigan before a prep year at Woodstock Academy.
- Holds career and single-game scoring records at Westland John Glenn.
- Named to the Detroit Free Press All-West team.

ERICKSON BANS

- "One of the hardest-working players in the country" according to coach Grasso.
- Posted 13 points in season opener vs Fisher.
- Made first-career start in NEC semis vs Sacred Heart.
- Posted 13 points on 6-of-11 shooting.
- Scored 14 points in just six minutes against RIC on Dec. 5.
- Four-year standout for Shea High School in nearby Pawtucket, R.I.
- Finished career as Rhode Island's all-time leading scorer with 2,605 points.
- Named Rhode Island's Gatorade Player of the Year.
- First Team Providence Journal All-State selection. Averaged 30.1 points per game.

TIMMY KIGGINS

- Helped Bryant instagram increase interactions by 200,000%.
- Has helped coin the Block Father.
- Appeared in seven games and played nine minutes as a true freshman.
- Scored five points.

ADHAM ELEEDA

- Finished with 11 points on 3-of-10 shooting from three at URI.
- Led Bulldogs with three 3s vs Fisher.
- Has played in 45 games over last two seasons with Northern Kentucky.
- Scored 17 points in a win over Milwaukee.
- All but four of his shot attempts were three-point attempts in 20-21.
- Also completed seasons at Trinity Valley CC and Sheridan College.
- Ranked third in NJCAA with 129 threes in 2017-18.

TYLER BRELSTFORD

- Transfer from George Washington.
- Posted first-career double-double with 21 points and 11 assists vs Fisher.
- Scored a season-high eight points vs VCU in 2020-21.
- Recorded a season-high five assists vs Fordham.

GREG CALIXTE

- Transfer from George Mason.
- Appeared in over 100 games for Mason.
- Shot over 60 percent from the field in 3 of 4 seasons.
- Scored 15 points and blocked three shots in Bryant debut.
- Did not play at URI (flu).

DIVISION I SINGLE-GAME RECORDS

Points	
43	Alex Francis at LIU Brooklyn (2/24/11)
35	Dyami Starks vs Delaware (12/21/13)
35	Dyami Starks at Dartmouth (11/13/13)
35	Dyami Starks at Gonzaga (11/9/13)
34	SoBastian Townes vs Hartford (12/12/18)
Field Goals Made	
20	Alex Francis at LIU Brooklyn (2/24/11)
13	SoBastian Townes vs Hartford (12/12/18)
13	Nisre Zouzaou vs Louisiana-Monroe (12/22/16)
13	Dyami Starks at Gonzaga (11/9/13)
12	6x, last Charles Pride vs Mount (3/9/21)
Field Goals Attempted	
27	Alex Francis at LIU Brooklyn (2/24/11)
26	Adam Grant vs Fairleigh Dickinson (1/27/18)
25	Adam Grant at New Hampshire (11/26/19)
25	Dyami Starks vs Sacred Heart (3/4/15)
24	2x, last Adam Grant vs Sacred Heart (1/14/17)
Field Goal Percentage (min. 8 made)	
1.000	Hall Elisias (9-9) at FDU (1/30/21)
.917	Alex Francis (11-12) vs Mount St. Mary's (1/17/13)
.900	Marcel Petway (9-10) at Fairleigh Dickinson (1/4/16)
.900	Dan Corvin (9-10) at Robert Morris (1/31/15)
.889	Alex Francis (8-9) vs LIU Brooklyn (1/26/13)
.889	Hall Elisias (8-9) vs Sacred Heart (3/6/21)
3-Point Field Goals Made	
9	Adam Grant at Mount St. Mary's (1/4/18)
9	Adam Grant vs Sacred Heart (1/14/17)
8	Charles Pride vs Mount (3/9/21)
8	Dyami Starks vs Delaware (12/21/13)
7	10x, last Adam Grant at Wagner (2/29/20)
3-Point Field Goals Attempted	
17	Dyami Starks at Sacred Heart (2/7/15)
17	Peter Lambert at Saint Francis U (1/31/09)
16	Adam Grant vs Sacred Heart (1/14/17)
16	Cecil Gresham at St. Francis Brooklyn (12/5/09)
15	3x, last Adam Grant at Mount St. Mary's (1/4/18)
3-Point Field Goal Percentage (min. 6 made)	
.889	Dyami Starks (8-9) vs Delaware (12/21/13)
.857	Dyami Starks (6-7) vs Binghamton (12/8/12)
.857	Raphael Jordan (6-7) vs Robert Morris (1/5/12)
.778	Frankie Dobbs (7-9) vs Fairleigh Dickinson (1/20/11)
.750	2x, last Bosko Kostur (6-8) at Yale (11/29/17)
Free Throws Made	
14	Frankie Dobbs at St. Francis Brooklyn (1/4/12)
13	SoBastian Townes vs St. Francis Brooklyn (1/3/19)
12	Joe Kasprzyk at Navy (1/18/18)
12	Nisre Zouzaou at St. Francis Brooklyn (12/29/16)
12	Dyami Starks at Wagner (2/19/15)
12	Corey Maynard vs Navy (12/14/13)
Free Throws Attempted	
18	Alex Francis vs Delaware (12/21/13)
16	SoBastian Townes vs St. Francis Brooklyn (1/3/19)
16	Alex Francis at St. Francis Brooklyn (2/26/11)
16	Alex Francis at Brown (12/31/10)
15	2x last MG3 vs Long Island (2/25/21)
Free Throw Percentage (min. 8 made)	
1.000	12x, last MGIII (8-8) at SFU (1/15/21)
Rebounds	
20	Hall Elisias at Saint Francis U (1/15/21)
19	Patrick Harding vs Cornell (1/10/19)
18	Dan Corvin vs Fairleigh Dickinson (1/10/15)
18	Alex Francis at Central Connecticut (1/12/13)
17	Charles Pride at St. Francis Brooklyn (12/8/20)
17	Patrick Harding vs NVU-Lyndon (11/15/19)
Assists	
14	Shane McLaughlin vs Prairie View A&M (11/20/15)
13	Frankie Dobbs vs St. Francis Brooklyn (2/7/13)
12	Ikenna Ndugba vs Saint Francis U (12/31/17)
12	Shane McLaughlin at LIU Brooklyn (2/27/16)
12	Shane McLaughlin vs Central Connecticut (2/26/15)
Steals	
8	Ikenna Ndugba at Fairleigh Dickinson (2/24/18)
7	Frankie Dobbs vs Sacred Heart (2/25/13)
6	Charles Pride at FDU (1/30/21)
6	Peter Kiss vs. Rhode Island College (12/5/20)
6	Nisre Zouzaou at Sacred Heart (2/24/17)
6	Dyami Starks vs Wagner (1/15/15)
6	Dyami Starks at LIU Brooklyn (3/1/14)
6	Raphael Jordan vs Army (11/20/10)
Blocked Shots	
9	Papa Lo at LIU Brooklyn (12/3/09)
8	Hall Elisias vs Navy (12/2/19)
7	Hall Elisias vs. Wagner (12/17/20)
7	Papa Lo vs Central Connecticut (2/4/10)
6	Hall Elisias vs Fisher (11/9/21)
6	Hall Elisias at UMass (12/21/20)
6	Hall Elisias at Dartmouth (12/21/19)
6	Hall Elisias vs Columbia (12/6/19)
6	Hall Elisias at Rutgers (11/7/19)



2021-22 BRYANT UNIVERSITY BASKETBALL

2021-22 SEASON LEADERS

Points	
50	Charles Pride
25	Tyler Brelsford
22	Adham Eleedo
16	Hall Elisias
Field Goals Made	
18	Charles Pride
8	Tyler Brelsford
Field Goal Percentage (min. 3.0/game)	
.857	Greg Calixte
.500	Charles Pride
3-Point Field Goals Made	
8	Charles Pride
6	Adham Eleedo
3-Point Field Goal Percentage (min. 1.0/game)	
.500	Charles Pride
.333	Adham Eleedo
Free Throws Made	
7	Charles Pride
5	Tyler Brelsford
Free Throw Percentage (min. 1.0/game)	
.833	Tyler Brelsford
.700	Charles Pride
Rebounds	
18	Luis Hurtado Jr.
16	Charles Pride
Assists	
16	Tyler Brelsford
10	Luis Hurtado Jr.
Steals	
3	Erickson Bans
Blocked Shots	
8	Hall Elisias
3	Greg Calixte

SEASON ALMANAC

CATEGORY	2021-22
Current Streak	11
Longest Winning Streak	1
Longest Losing Streak	1
Most Points Scored	122
	vs. Fisher (11/9/21)
Fewest Points Scored	64
	at Rhode Island (11/12/21)
Most Points Allowed	83
	at Rhode Island (11/12/21)
Fewest Points Allowed	54
	vs. Fisher (11/9/21)
Largest Margin of Victory	68
	vs. Fisher (11/9/21)
Largest Margin of Defeat	19
	at Rhode Island (11/12/21)
Highest Shooting Percentage	.576
	vs. Fisher (11/9/21)
Lowest Shooting Percentage	.261
	at Rhode Island (11/12/21)
Highest Shooting Percentage Allowed	.500
	at Rhode Island (11/12/21)
Lowest Shooting Percentage Allowed	.241
	vs. Fisher (11/9/21)
Best Rebounding Margin	33
	vs. Fisher (11/9/21)
Worst Rebounding Margin	24
	at Rhode Island (11/12/21)

GRANT COLEMAN

- Transfer from Milwaukee.
- Appeared in 20 games and made seven starts.
- Averaged 5.1 ppg and 2.8 rpg.
- Was 18-of-50 from three.
- Finished with five points in eight minutes at URI.

MAX ZAKHEIM

- Averaged 20.0 ppg as a senior at Frisch School.
- Played a prep year at Canterbury School.

MIKE MARSHALL JR

- Averaged 17.5 ppg, 8.0 rpg and 4.0 apg as a senior at Thayer Academy.

LIAM DUNFEE

- Played four seasons of varsity basketball at The Governors Academy.

MIKE IUZZOLINO

- Averaged 20.0 ppg in his lone season at First Love Christian.
 - Also played at Canterbury School.
 - Father is one of all-time greatest players in NEC history, Mike Iuzzolino.
- Now serves as an assistant coach at Robert Morris.

JOSH OZABOR

- From Johannesburg, South Africa and was born in Nigeria.
- Played at IMG Academy in Florida.
- Scored 8 points on 4-of-4 shooting in Bryant debut vs Fisher.

PROGRAM NOTES

- Played at the Division II level through the 2007-08 season.
- Advanced to the 2005 NCAA DII National Championship game, falling to Virginia Union.
- Josh Longstaff, a member of that team, is currently an assistant coach with the Chicago Bulls.
- School made jump to DI starting in 2008-09 (4 year transition period).
- Bryant's first season of postseason eligibility was 2012-13. Team went from 3 wins to 19 wins.
- Program won at least 15 games each of the next three years, advancing to the 2015 NEC Semis.
- Jared Grosso hired in 2018 after a 3-28 season.
- Grosso's first team won 10 games in 18-19. Only team in country to triple their win total that year.
- Team has won 15 games each of last two seasons.

DIVISION I SINGLE-SEASON LEADERS

Points		
628	Nisre Zouzoua	2016-17
595	Alex Francis	2013-14
577	Dyami Starks	2014-15
566	Dyami Starks	2013-14
548	Dyami Starks	2012-13
Field Goals Made		
225	Alex Francis	2013-14
211	Alex Francis	2012-13
208	Nisre Zouzoua	2016-17
193	Dyami Starks	2013-14
193	Dyami Starks	2012-13
Field Goal Percentage (min. 3.0/game)		
.636	Hall Elisias (91-143)	2020-21
.587	Marcel Pettway (151-253)	2016-17
.581	Marcel Pettway (140-241)	2015-16
.577	Alex Francis (225-390)	2013-14
.569	Alex Francis (211-371)	2012-13
3-Point Field Goals Made		
101	Adam Grant	2019-20
98	Dyami Starks	2014-15
95	Dyami Starks	2012-13
92	Nisre Zouzoua	2016-17
88	Dyami Starks	2013-14
3-Point Field Goal Percentage (min. 2.5/game)		
.427	Cecil Gresham (70-164)	2010-11
.408	Dyami Starks (95-233)	2012-13
.396	Chris Childs (61-154)	2020-21
.386	Adam Grant (80-207)	2018-19
.368	Dyami Starks (88-239)	2013-14
.367	Nisre Zouzoua (92-251)	2016-17
Free Throws Made		
145	Alex Francis	2013-14
126	Alex Francis	2011-12
120	Nisre Zouzoua	2016-17
116	Alex Francis	2012-13
112	Frankie Dobbs	2011-12
Free Throw Percentage (min. 2.5/game)		
.913	Dyami Starks (105-115)	2014-15
.867	Chris Childs (52-60)	2020-21
.860	Dyami Starks (92-107)	2013-14
.851	Peter Kiss (74-87)	2020-21
.828	Bosko Kostur (82-99)	2016-17
Rebounds		
280	Patrick Harding	2019-20
267	Alex Francis	2012-13
262	Alex Francis	2013-14
244	Don Garvin	2014-15
239	Alex Francis	2010-11
Defensive Rebounds		
186	Patrick Harding	2019-20
177	Alex Francis	2013-14
175	Alex Francis	2012-13
159	Alex Francis	2011-12
159	Alex Francis	2010-11
Offensive Rebounds		
96	Don Garvin	2014-15
94	Patrick Harding	2019-20
92	Alex Francis	2012-13
85	Alex Francis	2013-14
84	Don Garvin	2015-16
Assists		
165	Shane McLaughlin	2015-16
160	Frankie Dobbs	2010-11
158	Frankie Dobbs	2012-13
148	Shane McLaughlin	2014-15
144	Ikenna Ndugba	2017-18
Steals		
61	Ikenna Ndugba	2017-18
50	Chris Birrell	2008-09
49	Chris Birrell	2009-10
45	Nisre Zouzoua	2016-17
44	Adam Grant	2016-17
Blocked Shots		
78	Hall Elisias	2019-20
56	Hall Elisias	2020-21
54	Papa Lo	2009-10
48	Don Garvin	2014-15
45	Juan Cardenas	2018-19
Dunks		
34	Hall Elisias	2019-10
31	Alex Francis	2012-13
30	Alex Francis	2011-12
28	Alex Francis	2013-14
26	Hall Elisias	2020-21
18	Don Garvin	2014-15
18	Alex Francis	2010-11



2021-22 BRYANT UNIVERSITY BASKETBALL

DIVISION I CAREER LEADERS

Points

1.	Alex Francis, 2010-14	2085
2.	Adam Grant, 2016-20	1837
3.	Dyami Starks, 2012-15	1691
4.	Frankie Dobbs, 2010-13	1172
5.	Carey Maynard, 2010-14	1050
6.	Nisre Zouzoua, 2015-17	1025
7.	SoBastian Townes, 2016-20	914
8.	Dan Garvin, 2013-17	895
9.	Cecil Gresham, 2008-11 ^	891
10.	Basko Kastur, 2013-18	890

Rebounds

1.	Alex Francis, 2010-14	990
2.	Dan Garvin, 2013-17	710
3.	Carey Maynard, 2010-14	475
4.	Patrick Harding, 2018-20	438
5.	Joe O'Shea, 2012-15	425
6.	Marcel Pettway, 2015-17	419
7.	Adam Grant, 2016-20	398
8.	Ikenna Ndugba, 2016-20	397
9.	Vlad Kondratyev, 2009-13	375
10.	Basko Kastur, 2013-18	351

Assists

1.	Frankie Dobbs, 2010-2013	456
2.	Shane McLaughlin, 2012-16	436
3.	Carey Maynard, 2010-14	379
4.	Ikenna Ndugba, 2016-20	358
5.	Adam Grant, 2016-20	265
6.	Michael Green III, 2019-21	177
7.	Alex Francis, 2010-14	172
8.	Chris Birrell, 2008-10 ^	161
9.	Joe O'Shea, 2012-15	160
10.	Dyami Starks, 2012-15	156

Steals

1.	Ikenna Ndugba, 2016-20	140
2.	Adam Grant, 2016-20	139
3.	Carey Maynard, 2010-14	116
4.	Alex Francis, 2010-14	109
5.	Hunter Ware, 2014-2018	107
6.	Chris Birrell, 2008-10 ^	99
	Shane McLaughlin, 2012-16	99
8.	Frankie Dobbs, 2010-13	93
9.	Joe O'Shea, 2012-15	84
10.	Raphael Jordan, 2009-13	77

Blocks

1.	Dan Garvin, 2013-17	148
2.	Hall Elisasias, 2019-Pres.	140
3.	Juan Cardenas, 2018-20	70
4.	Papa La, 2009-11	63
5.	Alex Francis, 2010-14	52
6.	Vlad Kondratyev, 2009-13	51
7.	Ben Altit, 2011-12	37
8.	Cecil Gresham, 2008-11 ^	33
9.	Marcel Pettway, 2015-17	32
	Barry Latham, 2008-11 ^	31
	Joe O'Shea, 2012-15	31

^ Division I total



2021-22 BRYANT UNIVERSITY BASKETBALL

TIMES LEADING BRYANT IN...

SCORING	21-22	Career	REBOUNDING	21-22	Career
Charles Pride	2	4	Hall Elisias	1	12
Hall Elisias	-	3	Charles Pride	-	13
Chris Childs	-	4	Peter Kiss	-	7
Peter Kiss	-	10	Luis Hurtado Jr.	2	2

— SEASON/CAREER TOTALS —

DOUBLE-DOUBLES	21-22	Career	10+ POINT GAMES	21-22	Career
Charles Pride	1	7	Charles Pride	2	31
Hall Elisias	-	4	Chris Childs	1	18
Peter Kiss	-	3	Peter Kiss	-	20
Tyler Brelsford	1	1	Hall Elisias	-	19
TRIPLE-DOUBLES	21-22	Career	Erickson Bans	1	3
Peter Kiss	-	1	Luis Hurtado Jr.	-	3
20+ POINT GAMES	21-22	Career	Tyler Brelsford	1	1
Charles Pride	2	6	Greg Colixte	1	1
Peter Kiss	-	13	Adham Eleeda	2	2
Chris Childs	-	3	10+ REBOUND GAMES	21-22	Career
Hall Elisias	-	1	Charles Pride	1	9
Tyler Brelsford	1	1	Hall Elisias	-	8
7+ ASSIST GAMES	21-22	Career	Peter Kiss	-	4
Luis Hurtado Jr.	1	2	Luis Hurtado Jr.	1	1
Charles Pride	-	1	5+ 3-POINT FG GAMES	21-22	Career
Tyler Brelsford	1	1	Charles Pride	1	3
3+ BLOCK GAMES	21-22	Career	Chris Childs	-	4
Hall Elisias	1	24			
Greg Colixte	1	1			
5+ STEAL GAMES	21-22	Career			
Peter Kiss	-	1			
Charles Pride	-	1			

IN 2021-22...

TRIPLE-DOUBLES	
DOUBLE-DOUBLES	
25 pts/11 reb	Charles Pride vs Fisher (11/9/21)
21 pts/11 asts	Tyler Brelsford (11/9/21)
20+ POINT GAMES	
25	Charles Pride at Rhode Island (11/12/21)
25	Charles Pride vs Fisher (11/9/21)
21	Tyler Brelsford vs Fisher (11/9/21)
12+ REBOUND GAMES	
12	Luis Hurtado Jr. vs Fisher (11/9/21)
5+ BLOCK GAMES	
6	Hall Elisias vs Fisher (11/9/21)

THE LAST TIME BRYANT (vs D1 OPPONENTS)...

Won in overtime	Bryant 73, Fairleigh Dickinson 72 (OT) — Jan. 28, 2017
Lost in overtime	New Hampshire 87, Bryant 76 (OT) — Nov. 26, 2019
Played two overtimes	Sacred Heart 112, Bryant 110 (3OT) — Jan. 14, 2017
Played three overtimes	Sacred Heart 112, Bryant 110 (3OT) — Jan. 14, 2017
Played a ranked opponent	Dec. 29, 2019 — Bryant at No. 13/12 Maryland (L, 84-70)
Defeated a ranked opponent	Never
Earned a national ranking	No. 25 — Jan. 11, 2021 (College Insider Mid-Major Top 25)
Won by 30 points or more	Bryant 85, Sacred Heart 55 -- Mar. 6, 2021
Won by 25 points or more	Bryant 85, Sacred Heart 55 -- Mar. 6, 2021
Won by 20 points or more	Bryant 85, Sacred Heart 55 -- Mar. 6, 2021
Overcame a double-digit halftime deficit	New Hampshire 39, Bryant 29 — Dec. 1, 2018 (Won 75-65)
Scored 50 points or more in one half	52 vs Central Connecticut — Jan. 7, 2021 (First Half)
Scored 90 points or more	93 vs Central Connecticut — Jan. 7, 2021
Scored 100 points or more	101 at St. Francis Brooklyn — Dec. 8, 2020
Allowed 100 points or more	105 vs Sacred Heart — Feb. 14, 2019
Both teams scored 100 points or more	Sacred Heart 105, Bryant 104 — Feb. 14, 2019
Scored 50 points or fewer	40 at Yale — Dec. 2, 2015
Scored 40 points or fewer	40 at Yale — Dec. 2, 2015
Allowed 50 points or fewer	45 vs Navy — Dec. 2, 2019
Allowed 40 points or fewer	Never in Division I era
Both teams scored 50 points or fewer	Bryant 48, Denver 46 — Dec. 21, 2014
Made 30 or more field goals	35 vs Sacred Heart -- Mar. 6, 2021
Made 40 or more field goals	40 vs Sacred Heart (3OT) — Jan. 14, 2017
Was held to 15 or fewer field goals	15 at Yale — Dec. 2, 2015
Held opponent to 15 or fewer field goals	13 at Denver — Dec. 21, 2014
Held opponent to 20 or fewer field goals	19 vs Sacred Heart — Mar. 6, 2021
Attempted 60 or more field goals	69 at Rhode Island — Nov. 12, 2021
Attempted 70 or more field goals	72 vs Coastal Carolina — Mar. 22, 2021
Attempted 40 or fewer field goals	40 vs Merrimack — Feb. 18, 2020
Attempted 30 or fewer field goals	Never in Division I era
Shot 55% or better from the field	63.6% vs Sacred Heart — Mar. 6, 2021
Shot 50% or better from the field	63.6% vs Sacred Heart — Mar. 6, 2021
Shot 50% or better in both halves	55.2% (1st), 73.1% (2nd) vs Sacred Heart — Mar. 6, 2021
Shot under 30% from the field	26.1% at Rhode Island — Nov. 12, 2021
Held opponent under 30% from the field	25.4% at Saint Peter's — Nov. 13, 2019
Made 15 or more 3-pointers	15 vs Cornell — Nov. 10, 2019
Allowed 15 or more 3-pointers	17 vs Sacred Heart — Feb. 14, 2019
Did not make a 3-pointer	Never in Division I era
Did not allow a 3-pointer	vs. Yale — Jan. 2, 2009
Attempted 25 or more 3-pointers	39 at Rhode Island -- Nov. 12, 2021
Attempted fewer than five 3-pointers	Never in Division I era
Made 20 or more free throws	20 at Saint Francis U — Jan. 15, 2021
Made 30 or more free throws	32 vs St. Francis Brooklyn — Jan. 3, 2019
Attempted 30 or more free throws	32 at Saint Francis U — Jan. 14, 2021
Attempted 40 or more free throws	42 at Fairleigh Dickinson — Jan. 4, 2016
Attempted fewer than 10 free throws	9 vs Merrimack — Feb. 20, 2021
Attempted no free throws	vs. Harvard — Nov. 24, 2010
Allowed 40 or more free throws	Never in Division I era
Allowed 50 or more free throws	Never in Division I era
Shot 100% from the foul line (min. 10)	100.0% vs. Sacred Heart (14-14) — Feb. 18, 2016
Shot 90% from the foul line (min. 10)	91.7% at Yale (11-12) — Nov. 29, 2017
Shot less than 50% from the foul line	28.6% vs Columbia (4-14) — Dec. 6, 2019
Had 40 or more rebounds	40 vs Long Island -- Feb. 26, 2021
Had 50 or more rebounds	50 vs Central Connecticut — Jan. 7, 2021
Had 25 or fewer rebounds	16 at Maryland — Dec. 29, 2019
Had fewer than 20 rebounds	16 at Maryland — Dec. 29, 2019
Outrebounded opponent by double digits	39-20 vs Sacred Heart — Mar. 6, 2021
Had 20 or more assists	21 at Fairleigh Dickinson — Jan. 30, 2021
Had 30 or more assists	Never in Division I era
Had 10 or more steals	10 vs Central Connecticut — Jan. 7, 2021
Had 15 or more steals	Never in Division I era
Had 20 or more steals	Never in Division I era
Blocked 10 or more shots	10 vs. Central Connecticut — Feb. 4, 2010
Forced 20 or more turnovers	20 vs Coastal Carolina — Mar. 22, 2021
Committed 10 or fewer turnovers	9 at New Hampshire — Dec. 1, 2020
Committed 20 or more turnovers	20 vs Long Island -- Feb. 25, 2021
Had two players score 20 points or more	Michael Green III (20) and Peter Kiss (22) vs Long Island — Feb. 25, 2021
Had three players score 20 points or more	Bosko Kastur (24), Adam Grant (20), Ikenna Ndugba (20) at Yale — Nov. 29, 2017
Had five players score in double figures	vs Sacred Heart -- Mar. 6, 2021
Had six or more players score in double figures	Never in Division I era
Did not have double-digit scorer	at Yale — Dec. 2, 2015
Did not allow a double-digit scorer	Never in Division I era

Bold indicates occurred in 2021-22

* Program Record



2021-22 BRYANT UNIVERSITY BASKETBALL

2021-22 STARTING LINEUP STATISTICS

— GAME BY GAME —

Opponent	G	G	G/F	G/F	F
vs Fisher	Brelsford	Bans	Pride	Eleeda	Elisias
at URI	Brelsford	Bans	Pride	Eleeda	Elisias

— RECORD BY STARTING LINEUP —

Brelsford, Bans, Pride, Eleeda, Elisias (1-1)
 » vs Fisher (W), at URI (L)

— RECORD BY STARTS —

Elisias » 1-1 (27-18)
 Hurtado Jr. » 0-0 (11-5)
 Kiggins » 0-0 (0-0)
Pride » 1-1 (23-16)
 Kiss » 0-0 (15-7)
 Childs » 0-0 (4-1)
Bans » 1-1 (2-1)
Eleeda » 1-1 (1-1)
Brelsford » 1-1 (1-1)

Career record as starter in parentheses
 Last game's starters in bold

THE LAST TIME A BRYANT PLAYER (vs A D1 OPPONENT)...

Scored 50 points or more.....Never in Division I era
 Scored 40 points or more.....Alex Francis (43) at Long Island — Feb. 24, 2011
 Scored 30 points or more.....Charles Pride (33) vs Mount St. Mary's — Mar. 9, 2021
 Allowed an opponent 30 points or more.....Zach Walton (32), Drexel — Nov. 20, 2019
 Allowed an opponent 40 points or more.....Quincy McKnight (44), Sacred Heart — Jan. 14, 2017
 Allowed an opponent 50 points or more.....Never in Division I era
 Made 25 or more field goals.....Never in Division I era
 Made 20 or more field goals.....Alex Francis (20) at Long Island — Feb. 24, 2011
 Attempted 25 or more field goals.....Adam Grant (25) at New Hampshire — Nov. 26, 2019
 Shot 100% from the field (min. 9).....Hall Elisias (9-9) at FDU -- Jan. 30, 2021
 Shot 70% or better from field (min. 10).....Hall Elisias (9-9) at FDU -- Jan. 30, 2021
 Shot 60% or better from field (min. 10).....Hall Elisias (9-9) at FDU -- Jan. 30, 2021
 Hit 10 or more 3-pointers.....Never in Division I era
 Hit nine 3-pointers.....Adam Grant (9) at Mount St. Mary's — Jan. 4, 2018
 Hit eight 3-pointers.....Charles Pride (8) vs Mount St. Mary's — Mar. 9, 2021
 Hit seven 3-pointers.....Charles Pride (8) vs Mount St. Mary's — Mar. 9, 2021
 Hit six 3-pointers.....Charles Pride (8) vs Mount St. Mary's — Mar. 9, 2021
 Made 15 or more free throws.....Never in Division I era
 Made 10 or more free throws.....Charles Pride (10) at New Hampshire — Dec. 1, 2020
 Attempted 20 or more free throws.....Never in Division I era
 Attempted 25 or more free throws.....Never in Division I era
 Shot 100% from the foul line (min. 10).....Nisre Zouzoua (12-12) vs St. Francis Brooklyn — Dec. 29, 2016

Had 20 or more rebounds.....Hall Elisias (20) at Saint Francis U -- Jan. 15, 2021
 Had 15 or more rebounds.....Hall Elisias (20) at Saint Francis U -- Jan. 15, 2020
 Two players had 10 rebounds.....Hall Elisias (14) and Peter Kiss (10)
vs Long Island — Feb. 26, 2021
 Three players had 10 rebounds.....Never in Division I era
 Had 15 or more assists.....Never in Division I era
 Had 10 or more assists.....Peter Kiss (10) vs Central Connecticut — Jan. 7, 2021
 Had 10 or more steals.....Never in Division I era
 Had 7 or more steals.....Ikenna Ndujba (8) at FDU — Feb. 24, 2018
 Had 5 or more steals.....Charles Pride (6) at FDU — Jan. 30, 2021
 Had 10 or more blocks.....Never in Division I era
 Had 7 or more blocks.....Hall Elisias (7) vs Wagner — Dec. 17, 2020
 Had 5 or more blocks.....Hall Elisias (5) at Saint Francis U — Jan. 14, 2020
 Recorded a triple-double.....Peter Kiss (12p, 13r, 10a) vs Central Connecticut -- Jan. 7, 2021
 Recorded a double-double.....Peter Kiss (12p, 10r) vs Coastal Carolina — Mar. 22, 2021
 Two players recorded a double-double.....Peter Kiss (13p, 10a)/Hall Elisias (12p, 14r)
vs. Long Island — Feb. 26, 2021
 Three players recorded a double-double.....Never in Division I era



2021-22 BRYANT UNIVERSITY BASKETBALL

1 JOE MOON IV

GUARD » 6-1 » 185 » 50
WESTLAND, MICH. » WOODSTOCK ACADEMY (CONN.)



TOP PERFORMANCES

POINTS	
2021-22	9, vs. RIC (12/5/20)
Career	9, vs. RIC (12/5/20)
NEC	3, at Fairleigh Dickinson (1/31/21)
MINUTES	
2021-22	20, vs. RIC (12/5/20)
Career	20, vs. RIC (12/5/20)
NEC	10, vs CCSU (1/7/21)
FIELD GOALS MADE	
2021-22	3, vs. RIC (12/5/20)
Career	3, vs. RIC (12/5/20)
NEC	1, at Fairleigh Dickinson (1/31/21)
FIELD GOALS ATTEMPTED	
2021-22	8, vs. RIC (12/5/20)
Career	8, vs. RIC (12/5/20)
NEC	3, at Fairleigh Dickinson (1/31/21)
3-POINTERS MADE	
2021-22	1-2x, last at Fairleigh Dickinson (1/31/21)
Career	1-2x, last at Fairleigh Dickinson (1/31/21)
NEC	1, at Fairleigh Dickinson (1/31/21)
3-POINTERS ATTEMPTED	
2021-22	3, vs. RIC (12/5/20)
Career	3, vs. RIC (12/5/20)
NEC	2, at Fairleigh Dickinson (1/31/21)
FREE THROWS MADE	
2021-22	2, vs. RIC (12/5/20)
Career	2, vs. RIC (12/5/20)
NEC	0
FREE THROWS ATTEMPTED	
2021-22	2, vs. RIC (12/5/20)
Career	2, vs. RIC (12/5/20)
NEC	0
REBOUNDS	
2021-22	1-2x, last vs Long Island (2/25/21)
Career	1-2x, last vs Long Island (2/25/21)
NEC	1-2x, last vs Long Island (2/25/21)
ASSISTS	
2021-22	4, vs. RIC (12/5/20)
Career	4, vs. RIC (12/5/20)
NEC	1, at Fairleigh Dickinson (1/31/21)
BLOCKS	
2021-22	1, vs. RIC (12/5/20)
Career	1, vs. RIC (12/5/20)
NEC	0
STEALS	
2021-22	2, at Fairleigh Dickinson (1/31/21)
Career	2, at Fairleigh Dickinson (1/31/21)
NEC	2, at Fairleigh Dickinson (1/31/21)

NOTES: Made collegiate debut vs. RIC, finishing with 9 points and 4 assists in 20 minutes ... Postgraduate career at Woodstock Academy in Connecticut after a standout career at Michigan's John Glenn High School ... MLive Detroit Metro All-State and Michigan Mr. Basketball nominee in 2019.

MISCELLANEOUS STATS

	20-21	Career
DOUBLE-DOUBLES	0	0
20+ POINT GAMES	0	0
DOUBLE-FIGURE SCORING GAMES	0	0
DOUBLE-FIGURE REBOUND GAMES	0	0

CAREER STATISTICS

Year	Cl.	GP-GS	Min/Avg	FG-Att (Pct.)	3FG-Att (Pct.)	FT-Att (Pct.)	OReb-DReb	TotReb/Avg.	Ast	TO	Blk	Stl	Pts/Avg
2020-21	FR	9-0	46/5.1	5-15 (.333)	2-6 (.333)	2-2 (1.000)	2-0	2/0.2	6	6	1	4	14/1.6
2021-22	SO												
TOTAL		9-0	46/5.1	5-15 (.333)	2-6 (.333)	2-2 (1.000)	2-0	2/0.2	6	6	1	4	14/1.6



2021-22 BRYANT UNIVERSITY BASKETBALL

2 ERICKSON BANS

GUARD » 5-11 » 165 » SO
PAWTUCKET, R.I. » SHEA



TOP PERFORMANCES

POINTS
2021-22 13, vs. Fisher (11/9/21)
Career 14, vs. RIC (2/5/20)
NEC 13, vs. Sacred Heart (3/6/21)

MINUTES
2021-22 14, vs. Fisher (11/9/21)
Career 39, vs. Sacred Heart (3/6/21)
NEC 39, vs. Sacred Heart (3/6/21)

FIELD GOALS MADE
2021-22 4, vs. Fisher (11/9/21)
Career 6-2x, last vs. Sacred Heart (3/6/21)
NEC 6, vs. Sacred Heart (3/6/21)

FIELD GOALS ATTEMPTED
2021-22 7, vs. Fisher (11/9/21)
Career 11, vs. Sacred Heart (3/6/21)
NEC 11, vs. Sacred Heart (3/6/21)

3-POINTERS MADE
2021-22 1, vs. Fisher (11/9/21)
Career 2, 2x last vs. Coastal Carolina (3/22/21)
NEC 1-3x, last vs. Sacred Heart (3/6/21)

3-POINTERS ATTEMPTED
2021-22 4, vs. Fisher (11/9/21)
Career 4-3x, vs. Fisher (11/9/21)
NEC 4-2x, last vs. Sacred Heart (3/6/21)

FREE THROWS MADE
2021-22 4, vs. Fisher (11/9/21)
Career 4, vs. Fisher (11/9/21)
NEC 2-2x, last at SFBK (12/9/20)

FREE THROWS ATTEMPTED
2021-22 4, vs. Fisher (11/9/21)
Career 4, vs. Fisher (11/9/21)
NEC 2-3x, last vs. Wagner (12/17/20)

REBOUNDS
2021-22 4, vs. Fisher (11/9/21)
Career 4-3x, vs. Fisher (11/9/21)
NEC 4, vs. Sacred Heart (3/6/21)

ASSISTS
2021-22 4, vs. Fisher (11/9/21)
Career 4, vs. Fisher (11/9/21)
NEC 3, vs. Merrimack (2/20/21)

BLOCKS
2021-22 1, vs. Sacred Heart (3/6/21)
Career 1, vs. Sacred Heart (3/6/21)
NEC 1, vs. Sacred Heart (3/6/21)

STEALS
2021-22 2, vs. Fisher (11/9/21)
Career 2, at Saint Francis U (1/14/21)
NEC 2, at Saint Francis U (1/14/21)

#2 BANS, Erickson

Opponent	Date	GS	MIN	Total		3-Pointers		Free throws		Rebounds				PF			PTS		AVG	
				FG-FGA	PCT	3FG-3FGA	PCT	FT-FTA	PCT	OFF	DEF	TOT	AVG	A	T	BLK	STL	PTS		
Fisher	11/09/2021	*	14:16	4-7	.571	1-4	.250	4-4	1.000	1	3	4	4.0	3	4	1	0	2	13	13.0
at Rhode Island	11/12/2021	*	12:20	1-5	.200	0-3	.000	0-0	.000	0	0	0	2.0	3	0	1	0	1	2	7.5
Totals			2 26:36	5-12	.417	1-7	.143	4-4	1.000	1	3	4	2.0	6	4	2	0	3	15	7.5

Player Averages

Games Played	Minutes/game	Points/game	FG Pct	3FG Pct	FT Pct	Rebounds/game	Assists/game	Turnovers/game	Assist/Turnover ratio	Steals/game	Blocks/game
2	13.3	7.5	41.7	14.3	100.0	2.0	2.0	1.0	2.0	1.5	0.0

NOTES: CH 39 min with 13 pts in NEC Semi ... Posted 8 points vs. Stony Brook ... Scored 8 points in 14 minutes off the bench at St. Francis Brooklyn ... Posted 14 points in just nine minutes against RIC ... Made his Bryant debut at New Hampshire on Dec. 1 ... All-time leading scorer in Rhode Island Interscholastic League history with 2,605 career points ... Named Player of the Year for Rhode Island by Gatorade and the Providence Journal in 2018-20 ... All-Area Player of the Year from the Woansocket Coll.

MISCELLANEOUS STATS

	21-22	Career
DOUBLE-DOUBLES	0	0
20+ POINT GAMES	0	0
DOUBLE-FIGURE SCORING GAMES	1	3
DOUBLE-FIGURE REBOUND GAMES	0	0

CAREER STATISTICS

Year	Cl.	GP-GS	Min/Avg	FG-Att (Pct.)	3FG-Att (Pct.)	FT-Att (Pct.)	OReb-DReb	TotReb/Avg.	Ast	TO	Blk	Stl	Pts/Avg
2020-21	FR	17-1	181/10.6	30-63 (.476)	8-19 (.421)	6-8 (.750)	7-16	23/1.4	8	14	1	9	74/4.4
2021-22	SO	2-2	27/13.5	5-12 (.417)	1-7 (.143)	4-4 (1.000)	1-3	4/2.0	4	2	0	3	15/7.5
TOTAL		19-3	208/10.9	35-75 (.467)	9-26 (.346)	10-12 (.833)	8-19	27/1.4	12	16	1	12	89/4.7



2021-22 BRYANT UNIVERSITY BASKETBALL

3 ADHAM ELEEDA » ADAM UH-LEE-DOH

GUARD » 6-5 » 205 » SR
TORONTO, ONT. » NORTHERN KENTUCKY



TOP PERFORMANCES (BRYANT)

POINTS
2021-22..... 11, 2x last at URI (11/12/21)
Career.....
NEC.....

MINUTES
2021-22..... 24, 2x last at URI (11/12/21)
Career.....
NEC.....

FIELD GOALS MADE
2021-22..... 4, vs Fisher (11/9/21)
Career.....
NEC.....

FIELD GOALS ATTEMPTED
2021-22..... 10, at URI (11/12/21)
Career.....
NEC.....

3-POINTERS MADE
2021-22..... 3, 2x last at URI (11/12/21)
Career.....
NEC.....

3-POINTERS ATTEMPTED
2021-22..... 10, at URI (11/12/21)
Career.....
NEC.....

FREE THROWS MADE
2021-22..... 2, at URI (11/12/21)
Career.....
NEC.....

FREE THROWS ATTEMPTED
2021-22..... 2, at URI (11/12/21)
Career.....
NEC.....

REBOUNDS
2021-22..... 7, vs Fisher (11/9/21)
Career.....
NEC.....

ASSISTS
2021-22..... 2, vs Fisher (11/9/21)
Career.....
NEC.....

BLOCKS
2021-22.....
Career.....
NEC.....

STEALS
2021-22.....
Career.....
NEC.....

#3 ELEEDA, Adham

Opponent	Date	GS	MIN	Total		3-Pointers		Free throws		Rebounds				PF	A	TO	BLK	STL	PTS	AVG
				FG-FGA	PCT	3FG-3FGA	PCT	FT-FTA	PCT	OFF	DEF	TOT	AVG							
Fisher	11/09/2021	*	24:09	4-9	.444	3-8	.375	0-0	.000	0	7	7	7.0	1	2	1	0	0	11	11.0
at Rhode Island	11/12/2021	*	23:56	3-10	.300	3-10	.300	2-2	1.000	1	2	3	5.0	5	1	2	0	0	11	11.0
Totals		2	48:05	7-19	.368	6-18	.333	2-2	1.000	1	9	10	5.0	6	3	3	0	0	22	11.0

Player Averages

Games Played	Minutes/game	Points/game	FG Pct	3FG Pct	FT Pct	Rebounds/game	Assists/game	Turnovers/game	Assist/Turnover ratio	Steals/game	Blocks/game
2	24.0	11.0	36.8	33.3	100.0	5.0	1.5	1.5	1.0	0.0	0.0

NOTES: Transfer from Northern Kentucky ... Scored 11 points in his Bryant debut ... Has hit three 3s in each of the first two games.

MISCELLANEOUS STATS (BRYANT)

	21-22	Career
DOUBLE-DOUBLES	0	0
20+ POINT GAMES	0	0
DOUBLE-FIGURE SCORING GAMES	2	2
DOUBLE-FIGURE REBOUND GAMES	0	0

CAREER STATISTICS

Year	Cl.	GP-GS	Min/Avg	FG-Att (Pct.)	3FG-Att (Pct.)	FT-Att (Pct.)	OReb-DReb	TotReb/Avg.	Ast	TO	Blk	Stl	Pts/Avg
2019-20#	Jr.	25-1	385/15.4	27-105 (.257)	25-99 (.253)	7-10 (.700)	13-42	55/2.2	7	6	0	13	86/3.4
2020-21#	Sr.	20-14	377/18.9	32-91 (.352)	31-87 (.356)	5-5 (1.000)	12-36	48/2.4	9	10	0	4	100/5.0
2021-22	Sr.	2-2	48/24.0	7-19 (.368)	6-18 (.333)	2-2 (1.000)	1-9	10/5.0	3	3	0	0	22/11.0
TOTAL (NCAA)		47-17	810/17.2	66-215 (.307)	62-204 (.304)	14-17 (.824)	26-87	113/2.4	19	19	0	17	208/4.4

- at NKU



2021-22 BRYANT UNIVERSITY BASKETBALL

4 TYLER BRELSFORD

GUARD » 6-4 » 175 » SO
 ELLICOTT CITY, MD. » GEORGE WASHINGTON



TOP PERFORMANCES

POINTS
 2021-22 21, vs. Fisher (11/9/21)
 Career 21, vs. Fisher (11/9/21)
 NEC

MINUTES
 2021-22 37, at URI (11/12/21)
 Career 37, at URI (11/12/21)
 NEC

FIELD GOALS MADE
 2021-22 7, vs. Fisher (11/9/21)
 Career 7, vs. Fisher (11/9/21)
 NEC

FIELD GOALS ATTEMPTED
 2021-22 12, 2x last at URI (11/12/21)
 Career 12, 2x last at URI (11/12/21)
 NEC

3-POINTERS MADE
 2021-22 3, vs. Fisher (11/9/21)
 Career 3, vs. Fisher (11/9/21)
 NEC

3-POINTERS ATTEMPTED
 2021-22 6, vs. Fisher (11/9/21)
 Career 6, vs. Fisher (11/9/21)
 NEC

FREE THROWS MADE
 2021-22 4, vs. Fisher (11/9/21)
 Career 4, vs. Fisher (11/9/21)
 NEC

FREE THROWS ATTEMPTED
 2021-22 4, vs. Fisher (11/9/21)
 Career 4, vs. Fisher (11/9/21)
 NEC

REBOUNDS
 2021-22 5, vs. Fisher (11/9/21)
 Career 5, vs. Fisher (11/9/21)
 NEC

ASSISTS
 2021-22 11, vs. Fisher (11/9/21)
 Career 11, vs. Fisher (11/9/21)
 NEC

BLOCKS
 2021-22
 Career
 NEC

STEALS
 2021-22 1, 2x last at URI (11/12/21)
 Career 1, 2x last at URI (11/12/21)
 NEC

#4 BRELSFORD, Tyler

Opponent	Date	GS	MIN	Total		3-Pointers		Free throws		Rebounds				PF	A	TO	BLK	STL	PTS	AVG	
				FG-FGA	PCT	3FG-3FGA	PCT	FT-FTA	PCT	OFF	DEF	TOT	AVG								
Fisher	11/09/2021	*	23:40	7-12	.583	3-6	.500	4-4	1.000	2	3	5	5.0	3	11	2	0	1	21	21.0	
at Rhode Island	11/12/2021	*	36:55	1-12	.083	1-3	.333	1-2	.500	1	2	3	4.0	1	5	4	0	1	4	12.5	
Totals			2	60:35	8-24	.333	4-9	.444	5-6	.833	3	5	8	4.0	4	16	6	0	2	25	12.5

Player Averages

Games Played	Minutes/game	Points/game	FG Pct	3FG Pct	FT Pct	Rebounds/game	Assists/game	Turnovers/game	Assist/Turnover ratio	Steals/game	Blocks/game
2	30.3	12.5	33.3	44.4	83.3	4.0	8.0	3.0	2.7	1.0	0.0

NOTES: Transfer from George Washington ... Scored 21 points and handed out 11 assists in his Bryant debut.

MISCELLANEOUS STATS

	21-22	Career
DOUBLE-DOUBLES	1	1
20+ POINT GAMES	1	1
DOUBLE-FIGURE SCORING GAMES	1	1
DOUBLE-FIGURE REBOUND GAMES	0	0

CAREER STATISTICS

Year	Cl.	GP-GS	Min/Avg	FG-Att (Pct.)	3FG-Att (Pct.)	FT-Att (Pct.)	OReb-DReb	TotReb/Avg.	Ast	TO	Blk	Stl	Pts/Avg
2020-21	FR	14-1	271/19.4	20-52 (.385)	11-31 (.355)	10-17 (.588)	3-32	35/2.5	16	15	1	5	61/4.4
2021-22	SO	2-2	61/30.5	8-24 (.333)	4-9 (.444)	5-6 (.833)	3-5	8/4.0	16	6	0	2	25/12.5
TOTAL		16-3	332/20.8	28-76 (.368)	15-40 (.375)	15-23 (.652)	6-37	43/2.7	32	21	1	7	86/5.4



2021-22 BRYANT UNIVERSITY BASKETBALL

5 CHARLES PRIDE

GUARD » 6-4 » 200 » JR
SYRACUSE, N.Y. » PUTNAM SCIENCE (CONN.)



TOP PERFORMANCES

POINTS
2021-22..... 25, 2x last at URI (11/12/21)
Career..... 33, vs Mount (3/9/21)
NEC..... 33, vs Mount (3/9/21)

MINUTES
2021-22..... 38, at URI (11/12/21)
Career..... 40, 2x, last vs Mount (3/9/21)
NEC..... 40, 2x, last vs Mount (3/9/21)

FIELD GOALS MADE
2021-22..... 11, vs. Fisher (11/9/21)
Career..... 12, vs Mount (3/9/21)
NEC..... 12, vs Mount (3/9/21)

FIELD GOALS ATTEMPTED
2021-22..... 20, at URI (11/12/21)
Career..... 22, vs Mount (3/9/21)
NEC..... 22, vs Mount (3/9/21)

3-POINTERS MADE
2021-22..... 5, at URI (11/12/21)
Career..... 8, vs Mount (3/9/21)
NEC..... 8, vs Mount (3/9/21)

3-POINTERS ATTEMPTED
2021-22..... 11, at URI (11/12/21)
Career..... 12, vs Mount (3/9/21)
NEC..... 12, vs Mount (3/9/21)

FREE THROWS MADE
2021-22..... 6, at URI (11/12/21)
Career..... 10, at New Hampshire (12/1/20)
NEC..... 5-2x, last vs Sacred Heart (3/6/21)

FREE THROWS ATTEMPTED
2021-22..... 7, at URI (11/12/21)
Career..... 12, at New Hampshire (12/1/20)
NEC..... 6, 4x, last at Saint Francis U (1/15/21)

REBOUNDS
2021-22..... 11, vs. Fisher (11/9/21)
Career..... 17, at SFBK (12/8/20)
NEC..... 17, at SFBK (12/8/20)

ASSISTS
2021-22..... 2, vs. Fisher (11/9/21)
Career..... 8, vs Stony Brook (12/12/20)
NEC..... 5-2x, last at FDU (1/30/21)

BLOCKS
2021-22..... 1, 2x last at URI (11/12/21)
Career..... 1, 9x, at URI (11/12/21)
NEC..... 1, 5x, last vs CCSU (1/7/21)

STEALS
2021-22..... 1, 2x, at URI (11/12/21)
Career..... 6, at FDU (1/30/21)
NEC..... 6, at FDU (1/30/21)

#5 PRIDE, Charles

Opponent	Date	GS	MIN	Total		3-Pointers		Free throws		Rebounds				PF A TO BLK STL PTS				AVG		
				FG-FGA	PCT	3FG-3FGA	PCT	FT-FTA	PCT	OFF	DEF	TOT	AVG	PF	A	TO	BLK		STL	PTS
Fisher	11/09/2021	*	29:12	11-16	.688	2-3	.667	1-3	.333	3	8	11	11.0	0	2	0	1	1	25	25.0
at Rhode Island	11/12/2021	*	38:08	7-20	.350	5-11	.455	6-7	.857	2	3	5	8.0	3	1	1	1	1	25	25.0
Totals			2 67:20	18-36	.500	7-14	.500	7-10	.700	5	11	16	8.0	3	3	1	2	2	50	25.0

Player Averages

Games Played	Minutes/game	Points/game	FG Pct	3FG Pct	FT Pct	Rebounds/game	Assists/game	Turnovers/game	Assist/Turnover ratio	Steals/game	Blocks/game
2	33.7	25.0	50.0	50.0	70.0	8.0	1.5	0.5	3.0	1.0	1.0

NOTES: 25 points in each of first two games of 21-22 ... CH 33 pts in NEC Final ... Made NEC Finals record 8 3s ... 16 pts, 11 reb in NEC Semi ... 16 points and 17 rebounds in his second-career double-double at SFBK ... 17 boards are fourth-most in a game in DI program history ... Four-time NEC Rookie of the Week in his freshman season ... Pride's 22 points at Rutgers were the most ever by a Bryant freshman against a major-conference opponent.

MISCELLANEOUS STATS

	21-22	Career
DOUBLE-DOUBLES	1	7
20+ POINT GAMES	2	6
DOUBLE-FIGURE SCORING GAMES	2	31
DOUBLE-FIGURE REBOUND GAMES	1	8

CAREER STATISTICS

Year	Cl.	GP-GS	Min/Avg	FG-Att (Pct.)	3FG-Att (Pct.)	FT-Att (Pct.)	OReb-DReb	TotReb/Avg.	Ast	TO	Blk	Stl	Pts/Avg
2019-20	FR	29-15	722/24.9	92-215 (.428)	21-76 (.276)	32-48 (.667)	66-79	145/5.0	49	41	5	24	237/8.2
2020-21	SO	22-22	701/31.9	106-215 (.493)	36-88 (.409)	53-68 (.779)	46-107	153/7.0	55	39	2	30	301/13.7
2021-22	JR	2-2	67/33.5	18-36 (.500)	7-14 (.500)	7-10 (.700)	5-11	16/8.0	3	1	2	2	50/25.0
TOTAL		53-39	1,487/28.1	216-466 (.464)	64-178 (.360)	92-126 (.730)	117-197	314/5.9	107	81	9	56	588/11.1



2021-22 BRYANT UNIVERSITY BASKETBALL

10 LUIS HURTADO JR.

GUARD » 6-6 » 220 » SR
MERIDA, VENEZUELA » UAB



TOP PERFORMANCES

POINTS
2021-22..... 8, vs. Fisher (11/9/21)
Career..... 13, at SFBK (12/9/20)
NEC..... 13, at SFBK (12/9/20)

MINUTES
2021-22..... 26, vs. Fisher (11/9/21)
Career..... 35, vs Sacred Heart (3/6/21)
NEC..... 35, vs Sacred Heart (3/6/21)

FIELD GOALS MADE
2021-22..... 4, vs. Fisher (11/9/21)
Career..... 5-3x, last vs Sacred Heart (3/6/21)
NEC..... 5-2x, last vs Sacred Heart (3/6/21)

FIELD GOALS ATTEMPTED
2021-22..... 6, vs. Fisher (11/9/21)
Career..... 8-2x, vs Sacred Heart (3/6/21)
NEC..... 8-2x, vs Sacred Heart (3/6/21)

3-POINTERS MADE
2021-22.....
Career..... 2, at Merrimack (2/21/21)
NEC..... 2, at Merrimack (2/21/21)

3-POINTERS ATTEMPTED
2021-22..... 2, at URI (11/12/21)
Career..... 3, vs Sacred Heart (3/6/21)
NEC..... 3, vs Sacred Heart (3/6/21)

FREE THROWS MADE
2021-22.....
Career..... 6, at UMass (12/21/20)
NEC..... 3-2x, last vs CCSU (1/7/21)

FREE THROWS ATTEMPTED
2021-22.....
Career..... 8, at UMass (12/21/20)
NEC..... 5, at SFBK (12/9/20)

REBOUNDS
2021-22..... 12, vs. Fisher (11/9/21)
Career..... 12, vs. Fisher (11/9/21)
NEC..... 8, at Merrimack (2/21/21)

ASSISTS
2021-22..... 7, vs. Fisher (11/9/21)
Career..... 7, at SFBK (12/8/20)
NEC..... 7, at SFBK (12/8/20)

BLOCKS
2021-22.....
Career..... 1, at Syracuse (11/27/20)
NEC.....

STEALS
2021-22..... 2, at URI (11/12/21)
Career..... 2-3x, last at URI (11/12/21)
NEC..... 2-2x, last at Fairleigh Dickinson (1/31/21)

#10 HURTADO, Luis

Opponent	Date	GS	MIN	Total		3-Pointers		Free throws		Rebounds				PF	A	TO	BLK	STL	PTS	AVG
				FG-FGA	PCT	3FG-3FGA	PCT	FT-FTA	PCT	OFF	DEF	TOT	AVG							
Fisher	11/09/2021		25:26	4-6	.667	0-0	.000	0-0	.000	1	11	12	12.0	2	7	2	0	0	8	8.0
at Rhode Island	11/12/2021		24:55	0-3	.000	0-2	.000	0-0	.000	2	4	6	9.0	1	3	2	0	2	0	4.0
Totals		0	50:21	4-9	.444	0-2	.000	0-0	.000	3	15	18	9.0	3	10	4	0	2	8	4.0

Player Averages

Games Played	Minutes/game	Points/game	FG Pct	3FG Pct	FT Pct	Rebounds/game	Assists/game	Turnovers/game	Assist/Turnover ratio	Steals/game	Blocks/game
2	25.2	4.0	44.4	0.0	0.0	9.0	5.0	2.0	2.5	1.0	0.0

NOTES: 35 min, 12 pts, 5 reb, 5 ast in NEC Semi ... CH 8 boards at Merrimack on 2/21 ... Has 3 games of 6+ assists ... 9 points, 5 boards, 3 assists on Jan. 7 ... 5 boards, 5 assists in win at UMass ... 12 points in win vs. Stony Brook ... Career-high 13 points at SFBK on Dec. 9 ... Career-high 7 assists at SFBK on Dec. 8 ... Grabbed 7 boards and didn't commit a TO in 24 minutes at UNH ... Posted 5 points, 5 rebounds and 6 assists in Bryant debut at Syracuse ... Transferred to Bryant after three seasons (one redshirt) at UAB ... Recipient of UAB's Flame On Courage Award for returning to the court after battling testicular cancer ... Made a three-pointer against Mount St. Mary's on his first shot attempt after his return to action.

MISCELLANEOUS STATS

	21-22	Career
DOUBLE-DOUBLES	0	0
20+ POINT GAMES	0	0
DOUBLE-FIGURE SCORING GAMES	0	3
DOUBLE-FIGURE REBOUND GAMES	1	1

CAREER STATISTICS

Year	CL	GP-GS	Min/Avg	FG-Att (Pct.)	3FG-Att (Pct.)	FT-Att (Pct.)	OREB-DREB	TotReb/Avg.	Ast	TO	Blk	Stl	Pts/Avg
2017-18	FR	--	--	--	--	--	REDSHIRTED	--	--	--	--	--	--
2018-19!	R-FR	6-0	17/2.8	2-2 (.000)	0-0	0-0	0-1	1/0.2	0	3	0	1	4/0.7
2019-20!	R-SO	9-0	72/8.0	3-7 (.429)	3-6 (.500)	3-6 (.500)	0-3	3/0.3	10	1	0	1	12/1.3
2020-21	R-JR	22-16	502/22.8	41-82 (.500)	9-19 (.474)	24-41 (.585)	18-78	96/4.4	60	39	1	6	115/5.2
2021-22	R-SR	2-0	50/25.0	4-9 (.444)	0-2 (.000)	0-0	3-15	18/9.0	10	4	0	2	8/4.0
TOTAL		39-16	622/15.9	50-100 (.500)	12-27 (.444)	27-47 (.574)	21-97	118/3.0	80	47	1	10	139/3.6

! - UAB



2021-22 BRYANT UNIVERSITY BASKETBALL

11 MAX ZAKHEIM » ZACH-HYME

GUARD » 5-11 » 160 » FR
BERGENFIELD, N.J. » FRISCH SCHOOL



TOP PERFORMANCES

POINTS
2021-22.....3, vs. Fisher (11/9/21)
Career.....3, vs. Fisher (11/9/21)
NEC.....

MINUTES
2021-22.....10, vs. Fisher (11/9/21)
Career.....10, vs. Fisher (11/9/21)
NEC.....

FIELD GOALS MADE
2021-22.....1, vs. Fisher (11/9/21)
Career.....1, vs. Fisher (11/9/21)
NEC.....

FIELD GOALS ATTEMPTED
2021-22.....2, vs. Fisher (11/9/21)
Career.....2, vs. Fisher (11/9/21)
NEC.....

3-POINTERS MADE
2021-22.....1, vs. Fisher (11/9/21)
Career.....
NEC.....

3-POINTERS ATTEMPTED
2021-22.....2, vs. Fisher (11/9/21)
Career.....
NEC.....

FREE THROWS MADE
2021-22.....
Career.....
NEC.....

FREE THROWS ATTEMPTED
2021-22.....
Career.....
NEC.....

REBOUNDS
2021-22.....2, vs. Fisher (11/9/21)
Career.....2, vs. Fisher (11/9/21)
NEC.....

ASSISTS
2021-22.....
Career.....
NEC.....

BLOCKS
2021-22.....
Career.....
NEC.....

STEALS
2021-22.....
Career.....
NEC.....

#11 ZAKHEIM, Max

Opponent	Date	GS	MIN	Total		3-Pointers		Free throws		Rebounds				PF	A	TO	BLK	STL	PTS	AVG
				FG	FGA	PCT	3FG	3FGA	PCT	FT	FTA	PCT	OFF							
Fisher	11/09/2021		09:52	1-2	.500	1-2	.500	0-0	.000	0	2	2	2.0	0	0	1	0	0	3	3.0
Totals		0	09:52	1-2	.500	1-2	.500	0-0	.000	0	2	2	2.0	0	0	1	0	0	3	3.0

Player Averages

Games Played	Minutes/game	Points/game	FG Pct	3FG Pct	FT Pct	Rebounds/game	Assists/game	Turnovers/game	Assist/Turnover ratio	Steals/game	Blocks/game
1	9.9	3.0	50.0	50.0	0.0	2.0	0.0	1.0	0.0	0.0	0.0

NOTES:

MISCELLANEOUS STATS

	21-22	Career
DOUBLE-DOUBLES	0	0
20+ POINT GAMES	0	0
DOUBLE-FIGURE SCORING GAMES	0	0
DOUBLE-FIGURE REBOUND GAMES	0	0

CAREER STATISTICS

Year	Cl.	GP-GS	Min/Avg	FG-Att (Pct.)	3FG-Att (Pct.)	FT-Att (Pct.)	OReb-DReb	TotReb/Avg.	Ast	TO	Blk	Stl	Pts/Avg
2021-22	FR	1-0	10/10.0	1-2 (.500)	1-2 (.500)	0-0	0-2	2/2.0	0	1	0	0	3/3.0
TOTAL		1-0	10/10.0	1-2 (.500)	1-2 (.500)	0-0	0-2	2/2.0	0	1	0	0	3/3.0



2021-22 BRYANT UNIVERSITY BASKETBALL

12 TIMMY KIGGINS

GUARD » 6-0 » 185 » JR
WESTBURY, N.Y. » HOLY TRINITY



TOP PERFORMANCES

POINTS

2021-22
Career5, vs. NVU-Lyndon (11/15/19)
NEC

MINUTES

2021-224, vs. Fisher (11/9/21)
Career5, vs. RIC (12/5/20)
NEC3, vs. Sacred Heart (3/6/21)

FIELD GOALS MADE

2021-22
Career2, vs. NVU-Lyndon (11/15/19)
NEC

FIELD GOALS ATTEMPTED

2021-222, vs. Fisher (11/9/21)
Career2-2x, last vs. Fisher (11/9/21)
NEC

3-POINTERS MADE

2021-22
Career1, vs. NVU-Lyndon (11/15/19)
NEC

3-POINTERS ATTEMPTED

2021-221, vs. Fisher (11/9/21)
Career1, 3x, vs. Fisher (11/9/21)
NEC1, at Saint Francis U (2/1/20)

FREE THROWS MADE

2021-22
Career
NEC

FREE THROWS ATTEMPTED

2021-22
Career
NEC

REBOUNDS

2021-223, vs. Fisher (11/9/21)
Career3, vs. Fisher (11/9/21)
NEC1-2x, last vs. CCSU (1/7/21)

ASSISTS

2021-222, vs. Fisher (11/9/21)
Career2, vs. Fisher (11/9/21)
NEC

BLOCKS

2021-22
Career
NEC

STEALS

2021-22
Career2, vs. NVU-Lyndon (11/15/19)
NEC

#12 KIGGINS, Timmy

Opponent	Date	GS	MIN	Total		3-Pointers		Free throws		Rebounds				PF	A	TO	BLK	STL	PTS	AVG
				FG-FGA	PCT	3FG-3FGA	PCT	FT-FTA	PCT	OFF	DEF	TOT	AVG							
Fisher	11/09/2021		03:59	0-2	.000	0-1	.000	0-0	.000	0	3	3	3.0	1	2	0	0	0	0	0.0
Totals		0	03:59	0-2	.000	0-1	.000	0-0	.000	0	3	3	3.0	1	2	0	0	0	0	0.0

Player Averages

Games Played	Minutes/game	Points/game	FG Pct	3FG Pct	FT Pct	Rebounds/game	Assists/game	Turnovers/game	Assist/Turnover ratio	Steals/game	Blocks/game
1	4.0	0.0	0.0	0.0	0.0	3.0	2.0	0.0	2.0	0.0	0.0

NOTES: Played three minutes off the bench in the NEC semis ... Made first appearance of 20-21 vs. RIC, playing 5 minutes ... Appeared in seven games as a freshman, making his debut in the Nov. 13, 2019 win over Saint Peter's ... Career-high five points two days later against NVU-Lyndon.

MISCELLANEOUS STATS

	21-22	Career
DOUBLE-DOUBLES	0	0
20+ POINT GAMES	0	0
DOUBLE-FIGURE SCORING GAMES	0	0
DOUBLE-FIGURE REBOUND GAMES	0	0

CAREER STATISTICS

Year	Cl.	GP-GS	Min/Avg	FG-Att (Pct.)	3FG-Att (Pct.)	FT-Att (Pct.)	OReb-DReb	TotReb/Avg.	Ast	TO	Blk	Stl	Pts/Avg
2019-20	FR	7-0	9/1.3	2-3 (.667)	1-2 (.500)	0-0 (.000)	0-1	1/0.1	1	0	0	3	5/0.7
2020-21	SO	4-0	12/3.0	1-1 (1.000)	0-0 (.000)	0-2 (.000)	1-2	3/1.0	2	0	0	0	2/0.5
2021-22	JR	1-0	4/4.0	0-2 (.000)	0-1 (.000)	0-0	0-3	3/3.0	2	0	0	0	0/0.0
TOTAL		12-0	25/2.1	3-6 (.500)	1-3 (.333)	0-2 (.000)	1-6	7/0.6	5	0	0	3	7/0.6



2021-22 BRYANT UNIVERSITY BASKETBALL

13 MIKE MARSHALL JR.

FORWARD » 6-3 » 185 » FR
WEYMOUTH, MASS. » THAYER ACADEMY



TOP PERFORMANCES

POINTS
2021-22.....
Career.....
NEC.....

MINUTES
2021-22.....
Career.....
NEC.....

FIELD GOALS MADE
2021-22.....
Career.....
NEC.....

FIELD GOALS ATTEMPTED
2021-22.....
Career.....
NEC.....

3-POINTERS MADE
2021-22.....
Career.....
NEC.....

3-POINTERS ATTEMPTED
2021-22.....
Career.....
NEC.....

FREE THROWS MADE
2021-22.....
Career.....
NEC.....

FREE THROWS ATTEMPTED
2021-22.....
Career.....
NEC.....

REBOUNDS
2021-22.....
Career.....
NEC.....

ASSISTS
2021-22.....
Career.....
NEC.....

BLOCKS
2021-22.....
Career.....
NEC.....

STEALS
2021-22.....
Career.....
NEC.....

NOTES:

MISCELLANEOUS STATS

	20-21	Career
DOUBLE-DOUBLES	0	0
20+ POINT GAMES	0	0
DOUBLE-FIGURE SCORING GAMES	0	0
DOUBLE-FIGURE REBOUND GAMES	0	0

CAREER STATISTICS

Year	Cl.	GP-GS	Min/Avg	FG-Att (Pct.)	3FG-Att (Pct.)	FT-Att (Pct.)	OReb-DReb	TotReb/Avg.	Ast	TO	Blk	Stl	Pts/Avg
2021-22	FR												

TOTAL



2021-22 BRYANT UNIVERSITY BASKETBALL

14 LIAM DUNFEE

FORWARD » 6-6 » 225 » FR
 NAHANT, MASS. » GOVERNORS ACADEMY



TOP PERFORMANCES	
POINTS	
2021-22
Career
NEC
MINUTES	
2021-22
Career
NEC
FIELD GOALS MADE	
2021-22
Career
NEC
FIELD GOALS ATTEMPTED	
2021-22
Career
NEC
3-POINTERS MADE	
2021-22
Career
NEC
3-POINTERS ATTEMPTED	
2021-22
Career
NEC
FREE THROWS MADE	
2021-22
Career
NEC
FREE THROWS ATTEMPTED	
2021-22
Career
NEC
REBOUNDS	
2021-22
Career
NEC
ASSISTS	
2021-22
Career
NEC
BLOCKS	
2021-22
Career
NEC
STEALS	
2021-22
Career
NEC

Opponent	Date	Min	FG-A(%)	3FG-A(%)	FT-A(%)	O-D-Reb	A	TO	Blk	Stl	PF	Pts
----------	------	-----	---------	----------	---------	---------	---	----	-----	-----	----	-----

NOTES:

MISCELLANEOUS STATS		
	20-21	Career
DOUBLE-DOUBLES	0	0
20+ POINT GAMES	0	0
DOUBLE-FIGURE SCORING GAMES	0	0
DOUBLE-FIGURE REBOUND GAMES	0	0

CAREER STATISTICS

Year	Cl.	GP-GS	Min/Avg	FG-Att (Pct.)	3FG-Att (Pct.)	FT-Att (Pct.)	OReb-DReb	TotReb/Avg.	Ast	TO	Blk	Stl	Pts/Avg
2021-22	FR	--	--	--	--	--		--	--	--	--	--	--

TOTAL



2021-22 BRYANT UNIVERSITY BASKETBALL

15 GREG CALIXTE » KUH-LIX-TUH

FORWARD » 6-8 » 235 » GR
MOUNT VERNON, N.Y. » GEORGE MASON



TOP PERFORMANCES

POINTS
 2021-22 15, vs. Fisher (11/9/21)
 Career 15, vs. Fisher (11/9/21)
 NEC

MINUTES
 2021-22 17, vs. Fisher (11/9/21)
 Career 17, vs. Fisher (11/9/21)
 NEC

FIELD GOALS MADE
 2021-22 6, vs. Fisher (11/9/21)
 Career 6, vs. Fisher (11/9/21)
 NEC

FIELD GOALS ATTEMPTED
 2021-22 7, vs. Fisher (11/9/21)
 Career 7, vs. Fisher (11/9/21)
 NEC

3-POINTERS MADE
 2021-22
 Career
 NEC

3-POINTERS ATTEMPTED
 2021-22
 Career
 NEC

FREE THROWS MADE
 2021-22 3, vs. Fisher (11/9/21)
 Career 3, vs. Fisher (11/9/21)
 NEC

FREE THROWS ATTEMPTED
 2021-22 4, vs. Fisher (11/9/21)
 Career 4, vs. Fisher (11/9/21)
 NEC

REBOUNDS
 2021-22 6, vs. Fisher (11/9/21)
 Career 6, vs. Fisher (11/9/21)
 NEC

ASSISTS
 2021-22
 Career
 NEC

BLOCKS
 2021-22 3, vs. Fisher (11/9/21)
 Career 3, vs. Fisher (11/9/21)
 NEC

STEALS
 2021-22
 Career
 NEC

#15 CALIXTE, Greg

Opponent	Date	GS	MIN	Total		3-Pointers		Free throws		Rebounds				PF	A	TO	BLK	STL	PTS	AVG
				FG-FGA	PCT	3FG-3FGA	PCT	FT-FTA	PCT	OFF	DEF	TOT	AVG							
Fisher	11/09/2021		16:36	6-7	.857	0-0	.000	3-4	.750	3	3	6	6.0	2	0	1	3	0	15	15.0
Totals		0	16:36	6-7	.857	0-0	.000	3-4	.750	3	3	6	6.0	2	0	1	3	0	15	15.0

Player Averages

Games Played	Minutes/game	Points/game	FG Pct	3FG Pct	FT Pct	Rebounds/game	Assists/game	Turnovers/game	Assist/Turnover ratio	Steals/game	Blocks/game
1	16.6	15.0	85.7	0.0	75.0	6.0	0.0	1.0	0.0	0.0	3.0

NOTES: George Mason transfer ... Scored 15 points in his Bryant debut vs Fisher ... Missed the URI game with the flu.

MISCELLANEOUS STATS

	21-22	Career
DOUBLE-DOUBLES	0	0
20+ POINT GAMES	0	0
DOUBLE-FIGURE SCORING GAMES	1	1
DOUBLE-FIGURE REBOUND GAMES	0	0

CAREER STATISTICS

Year	CL	GP-GS	Min/Avg	FG-Att (Pct.)	3FG-Att (Pct.)	FT-Att (Pct.)	OREB-DREB	TotReb/Avg.	Ast	TO	Blk	Stl	Pts/Avg
2017-18!	FR	33-22	620/18.8	72-118 (.610)	0-0	19-44 (.432)	44-97	141/4.3	13	28	17	7	163/4.9
2018-19!	SO	30-3	428/14.3	58-95 (.611)	0-0	21-53 (.396)	27-78	105/3.5	6	20	11	7	137/4.6
2019-20!	JR	29-12	380/13.1	39-68 (.574)	0-0	7-21 (.333)	33-61	94/3.2	14	24	10	8	85/2.9
2020-21!	SR	19-1	156/8.2	15-25 (.600)	0-0	3-13 (.231)	12-25	37/1.9	4	16	3	2	33/1.7
2021-22	GR	1-0	17/17.0	6-7 (.857)	0-0	3-4 (.750)	3-3	6/6.0	0	1	3	0	15/15.0
TOTAL		112-38	1601/14.3	190-313 (.607)	0-0	53-135 (.393)	119-264	383/3.4	37	89	44	24	433/3.9

! - George Mason



2021-22 BRYANT UNIVERSITY BASKETBALL

22 GRANT COLEMAN

FORWARD » 6-7 » 220 » SO
MAHOMET, ILL. » MILWAUKEE



TOP PERFORMANCES

POINTS
2021-22 9, vs Fisher (11/9/21)
Career
NEC

MINUTES
2021-22 17, vs Fisher (11/9/21)
Career
NEC

FIELD GOALS MADE
2021-22 4, vs Fisher (11/9/21)
Career
NEC

FIELD GOALS ATTEMPTED
2021-22 8, vs Fisher (11/9/21)
Career
NEC

3-POINTERS MADE
2021-22 1, vs Fisher (11/9/21)
Career
NEC

3-POINTERS ATTEMPTED
2021-22 4, vs Fisher (11/9/21)
Career
NEC

FREE THROWS MADE
2021-22 3, at URI (11/12/21)
Career
NEC

FREE THROWS ATTEMPTED
2021-22 at URI (11/12/21)
Career
NEC

REBOUNDS
2021-22 3, vs Fisher (11/9/21)
Career
NEC

ASSISTS
2021-22 4, vs Fisher (11/9/21)
Career
NEC

BLOCKS
2021-22 1, vs Fisher (11/9/21)
Career
NEC

STEALS
2021-22 1, vs Fisher (11/9/21)
Career
NEC

#22 COLEMAN, Grant

Opponent	Date	GS	MIN	Total		3-Pointers		Free throws		Rebounds				PF						
				FG-FGA	PCT	3FG-3FGA	PCT	FT-FTA	PCT	OFF	DEF	TOT	AVG	A	TO	BLK	STL	PTS	AVG	
Fisher	11/09/2021		17:19	4-8	.500	1-4	.250	0-0	.000	0	3	3	3.0	1	4	0	1	1	9	9.0
at Rhode Island	11/12/2021		08:13	1-3	.333	0-2	.000	3-3	1.000	0	1	1	2.0	1	1	0	0	0	5	7.0
Totals		0	25:32	5-11	.455	1-6	.167	3-3	1.000	0	4	4	2.0	2	5	0	1	1	14	7.0

Player Averages

Games Played	Minutes/ game	Points/ game	FG Pct	3FG Pct	FT Pct	Rebounds/ game	Assists/ game	Turnovers/ game	Assist/Turnover ratio	Steals/ game	Blocks/ game
2	12.8	7.0	45.5	16.7	100.0	2.0	2.5	0.0	5.0	0.5	0.5

NOTES: Transfer from Milwaukee ... Scored nine points in his Bryant debut ... Posted five points at URI.

MISCELLANEOUS STATS

	21-22	Career
DOUBLE-DOUBLES	0	0
20+ POINT GAMES	0	0
DOUBLE-FIGURE SCORING GAMES	0	0
DOUBLE-FIGURE REBOUND GAMES	0	0

CAREER STATISTICS

Year	Cl.	GP-GS	Min/Avg	FG-Att (Pct.)	3FG-Att (Pct.)	FT-Att (Pct.)	OReb-DReb	TotReb/Avg.	Ast	TO	Blk	Stl	Pts/Avg
2020-21!	FR	20-7	363/18.2	31-80 (.388)	18-50 (.360)	21-29 (.724)	10-46	56/2.8	9	19	7	6	101/5.1
2021-22	SO	2-0	25/12.5	5-11 (.455)	1-6 (.167)	3-3 (1.000)	0-4	4/2.0	5	0	1	1	14/7.0
TOTAL		22-7	388/17.6	36-91 (.396)	19-56 (.339)	24-32 (.750)	10-50	60/2.7	14	19	8	7	115/5.2

! - Milwaukee



2021-22 BRYANT UNIVERSITY BASKETBALL

30 CHRIS CHILDS

GUARD » 6-2 » 185 » SR
BRONX, N.Y. » INDIAN HILLS CC



TOP PERFORMANCES (BRYANT)

POINTS
2021-22.....10, at URI (11/12/21)
Career.....24, vs Coastal Carolina (3/22/21)
NEC.....22, at FDU (1/30/21)

MINUTES
2021-22.....30, at URI (11/12/21)
Career.....34, vs Coastal Carolina (3/22/21)
NEC.....32, at Saint Francis U (1/15/21)

FIELD GOALS MADE
2021-22.....3, at URI (11/12/21)
Career.....8, vs Coastal Carolina (3/22/21)
NEC.....7, at FDU (1/30/21)

FIELD GOALS ATTEMPTED
2021-22.....9, at URI (11/12/21)
Career.....17, at FDU (1/30/21)
NEC.....17, at FDU (1/30/21)

3-POINTERS MADE
2021-22.....2, at URI (11/12/21)
Career.....6, at FDU (1/30/21)
NEC.....6, at FDU (1/30/21)

3-POINTERS ATTEMPTED
2021-22.....6, at URI (11/12/21)
Career.....13, at FDU (1/31/21)
NEC.....13, at FDU (1/31/21)

FREE THROWS MADE
2021-22.....2, at URI (11/12/21)
Career.....7, at New Hampshire (12/1/20)
NEC.....6, vs CCSU (1/7/21)

FREE THROWS ATTEMPTED
2021-22.....2, at URI (11/12/21)
Career.....7, at New Hampshire (12/1/20)
NEC.....6, vs CCSU (1/7/21)

REBOUNDS
2021-22.....3, at URI (11/12/21)
Career.....5, vs Wagner (12/17/20)
NEC.....5, vs Wagner (12/17/20)

ASSISTS
2021-22.....0
Career.....3-3x, last vs CCSU (1/8/21)
NEC.....3-3x, last vs CCSU (1/8/21)

BLOCKS
2020-21.....0
Career.....0
NEC.....0

STEALS
2021-22.....0
Career.....4, vs Coastal Carolina (3/22/21)
NEC.....2-2x, last at Merrimack (2/21/21)

#30 CHILDS, Chris

Opponent	Date	GS	MIN	Total		3-Pointers		Free throws		Rebounds				PF A TO BLK STL PTS				AVG		
				FG-FGA	PCT	3FG-3FGA	PCT	FT-FTA	PCT	OFF	DEF	TOT	AVG	PF	A	TO	BLK		STL	PTS
at Rhode Island	11/12/2021		29:10	3-9	.333	2-6	.333	2-2	1.000	1	2	3	3.0	3	0	0	0	0	10	10.0
Totals		0	29:10	3-9	.333	2-6	.333	2-2	1.000	1	2	3	3.0	3	0	0	0	0	10	10.0

Player Averages

Games Played	Minutes/game	Points/game	FG Pct	3FG Pct	FT Pct	Rebounds/game	Assists/game	Turnovers/game	Assist/Turnover ratio	Steals/game	Blocks/game
1	29.2	10.0	33.3	33.3	100.0	3.0	0.0	0.0	0.0	0.0	0.0

NOTES: 20th nationally with 3.2 3s per game ... Season-high 22 pts on Jan. 30 at FDU ... Made season-high 6 3s ... 20 points vs CCSU on Jan. 7 ... Multiple 3s in all but one game ... 14 points vs Stony Brook ... Season high 19 points on 5-of-9 from 3 at SFBK ... Hit 10-of-17 from deep in two games ... Posted 17 points on 7-of-12 shooting vs. RIC ... Made all 7 free throws and finished with 12 points at UNH ... Scored 18 points on 5-of-9 shooting from three in Bryant debut at Syracuse ... NJCAA All-America Second Team and ICACC Player of the Year in 2019-20 at Indian Hills CC, which earned the No. 2 overall seed in the national tournament ... Played his freshman year at Saint Joseph (Conn.) for Hall of Fomer Jim Calhoun ... Ranked fourth in Division III in three-point percentage as a freshman ... Scored 20+ points in 16 of 27 games at Saint Joseph, including a pair of 32-point efforts.

MISCELLANEOUS STATS (BRYANT)

	21-22	Career
DOUBLE-DOUBLES	0	0
20+ POINT GAMES	0	3
DOUBLE-FIGURE SCORING GAMES	1	18
DOUBLE-FIGURE REBOUND GAMES	0	0

CAREER STATISTICS

Year	Cl.	GP-GS	Min/Avg	FG-Att (Pct.)	3FG-Att (Pct.)	FT-Att (Pct.)	OReb-DReb	TotReb/Avg.	Ast	TO	Blk	Stl	Pts/Avg
2018-19 +	FR	27-15	776/28.7	165-356 (.463)	87-178 (.489)	87-102 (.853)	16-83	99/3.7	59	62	5	19	504/18.7
2019-20 #	SO	32-28	820/25.6	143-315 (.454)	107-238 (.450)	61-69 (.884)	16-72	88/2.8	95	42	1	14	454/14.0
2020-21	JR	21-5	582/27.7	90-220 (.409)	61-154 (.396)	52-60 (.867)	9-41	50/2.4	26	37	0	15	293/14.0
2021-22	SR	1-0	30/30.0	3-9 (.333)	2-6 (.333)	2-2 (1.000)	1-2	3/3.0	0	0	0	0	10/10.0

TOTAL (NCAA) 49-20 1,388/28.3 258-584 (.442) 150-338 (.444) 141-164 (.860) 26-126 152/3.1 85 99 5 34 807/16.5

+ - Saint Joseph (Conn.); # - Indian Hills CC



2021-22 BRYANT UNIVERSITY BASKETBALL

32 PETER KISS

GUARD » 6-5 » 200 » SR
NEW YORK, N.Y. » RUTGERS



TOP PERFORMANCES

POINTS

2021-22
Career 27, vs CCSU (1/8/21)
NEC 27, vs CCSU (1/8/21)

MINUTES

2021-22
Career 43, vs Fairfield (2/17/17)
NEC 37-3x, last vs Long Island (2/26/21)

FIELD GOALS MADE

2021-22
Career 11, vs CCSU (1/8/21)
NEC 11, vs CCSU (1/8/21)

FIELD GOALS ATTEMPTED

2021-22
Career 18-4x, at Fairleigh Dickinson (1/31/21)
NEC 18, at Fairleigh Dickinson (1/31/21)

3-POINTERS MADE

2021-22
Career 4, 3x, last Saint Francis U (1/14/21)
NEC 4, at Saint Francis U (1/14/21)

3-POINTERS ATTEMPTED

2021-22
Career 11, at Syracuse (11/27/20)
NEC 7, at Fairleigh Dickinson (1/31/21)

FREE THROWS MADE

2021-22
Career 9, vs. Wagner (12/16/20)
NEC 9, vs. Wagner (12/16/20)

FREE THROWS ATTEMPTED

2021-22
Career 11, vs. Wagner (12/16/20)
NEC 11, vs. Wagner (12/16/20)

REBOUNDS

2021-22
Career 13-2x, last vs CCSU (1/7/21)
NEC 13, vs CCSU (1/7/21)

ASSISTS

2021-22
Career 10, vs CCSU (1/7/21)
NEC 10, vs CCSU (1/7/21)

BLOCKS

2021-22
Career 1, 14x, last vs Mount (3/9/21)
NEC 1-5x, last vs Mount (3/9/21)

STEALS

2021-22
Career 6, vs. RIC (12/5/20)
NEC 4-2x, last vs CCSU (1/8/21)

NOTES: Double-double in NEC Title game (12p, 12r) ... Double-double of 13p/10r vs LIU ... 24 pts at FDU on Jan. 31 ... 22 pts at SFU on Jan. 15 ... Career-high 27 points vs. CCSU on Jan. 8 ... Recorded first triple-double in DI program history on Jan. 7 ... 12 points, 13 boards and 10 assists ... 20+ points in 6 of first 10 ... 21 points at SFBK on Dec. 9 ... 20 points and a career-high 6 steals vs. RIC ... Scored 22 points and had 9 boards at UNH ... Pasted 12 points, seven rebounds and three assists in his Bryant debut at Syracuse ... Graduate transfer joins the Bulldogs after 32 games in two seasons at Rutgers ... Made 12 starts as a sophomore ... MAAC All-Rookie selection in 2016-17 at Quinnipiac, where he scored in double figures 21 times on the year.

MISCELLANEOUS STATS

	21-22	Career
DOUBLE-DOUBLES	0	6
20+ POINT GAMES	0	13
DOUBLE-FIGURE SCORING GAMES	0	48
DOUBLE-FIGURE REBOUND GAMES	0	7

CAREER STATISTICS

Year	Cl.	GP-GS	Min/Avg	FG-Att (Pct.)	3FG-Att (Pct.)	FT-Att (Pct.)	OReb-DReb	TotReb/Avg.	Ast	TO	Blk	Stl	Pts/Avg
2016-17 +	FR	31-20	925/29.8	154-377 (.408)	36-130 (.277)	69-93 (.742)	37-138	175/5.6	88	90	6	38	413/13.3
2017-18 !	SO	--	--	--	--	--	REDSHIRTED	--	--	--	--	--	--
2018-19 !	R-SO	30-12	544/18.1	66-172 (.384)	29-96 (.302)	18-31 (.581)	19-47	66/2.2	26	28	3	12	179/6.0
2019-20 !	R-JR	2-0	13/6.5	0-4 (.000)	0-3 (.000)	0-1 (.000)	0-2	2/1.0	1	1	0	1	0/0.0
2020-21	R-SR	22-22	725/33.0	128-254 (.504)	36-85 (.424)	74-87 (.851)	33-109	142/6.5	70	59	6	40	366/16.6
2021-22	SR												
TOTAL		85-54	2,206/26.0	348-807 (.431)	101-314 (.322)	161-212 (.759)	89-296	385/4.5	185	178	15	91	958/11.3

+ - Quinnipiac; ! - Rutgers



2021-22 BRYANT UNIVERSITY BASKETBALL

33 MIKE IUZZOLINO » IZ-UH-LEE-NO

GUARD » 6-3 » 180 » FR
PITTSBURGH, PA. » FIRST LOVE CHRISTIAN



TOP PERFORMANCES

POINTS
2021-22.....12, vs Fisher (11/9/21)
Career.....12, vs Fisher (11/9/21)
NEC.....

MINUTES
2021-22.....12, vs Fisher (11/9/21)
Career.....12, vs Fisher (11/9/21)
NEC.....

FIELD GOALS MADE
2021-22.....
Career.....
NEC.....

FIELD GOALS ATTEMPTED
2021-22.....4, vs Fisher (11/9/21)
Career.....4, vs Fisher (11/9/21)
NEC.....

3-POINTERS MADE
2021-22.....
Career.....
NEC.....

3-POINTERS ATTEMPTED
2021-22.....4, vs Fisher (11/9/21)
Career.....4, vs Fisher (11/9/21)
NEC.....

FREE THROWS MADE
2021-22.....
Career.....
NEC.....

FREE THROWS ATTEMPTED
2021-22.....
Career.....
NEC.....

REBOUNDS
2021-22.....2, vs Fisher (11/9/21)
Career.....2, vs Fisher (11/9/21)
NEC.....

ASSISTS
2021-22.....
Career.....
NEC.....

BLOCKS
2021-22.....
Career.....
NEC.....

STEALS
2021-22.....1, vs Fisher (11/9/21)
Career.....1, vs Fisher (11/9/21)
NEC.....

#33 IUZZOLINO, Mike

Opponent	Date	GS	MIN	Total		3-Pointers		Free throws		Rebounds				PF	A	TO	BLK	STL	PTS	AVG
				FG-FGA	PCT	3FG-3FGA	PCT	FT-FTA	PCT	OFF	DEF	TOT	AVG							
Fisher	11/09/2021		12:07	0-4	.000	0-4	.000	0-0	.000	1	1	2	2.0	1	0	1	0	1	0	0.0
Totals		0	12:07	0-4	.000	0-4	.000	0-0	.000	1	1	2	2.0	1	0	1	0	1	0	0.0

Player Averages

Games Played	Minutes/ game	Points/ game	FG Pct	3FG Pct	FT Pct	Rebounds/ game	Assists/ game	Turnovers/ game	Assist/Turnover ratio	Steals/ game	Blocks/ game
1	12.1	0.0	0.0	0.0	0.0	2.0	0.0	1.0	0.0	1.0	0.0

NOTES:

MISCELLANEOUS STATS

	21-22	Career
DOUBLE-DOUBLES	0	0
20+ POINT GAMES	0	0
DOUBLE-FIGURE SCORING GAMES	0	0
DOUBLE-FIGURE REBOUND GAMES	0	0

CAREER STATISTICS

Year	Cl.	GP-GS	Min/Avg	FG-Att (Pct.)	3FG-Att (Pct.)	FT-Att (Pct.)	OReb-DReb	TotReb/Avg.	Ast	TO	Blk	Stl	Pts/Avg
2021-22	FR	1-0	12/12.0	0-4 (.000)	0-4 (.000)	0-0	1-1	2/2.0	0	1	0	1	0/0.0
TOTAL		1-0	12/12.0	0-4 (.000)	0-4 (.000)	0-0	1-1	2/2.0	0	1	0	1	0/0.0



2021-22 BRYANT UNIVERSITY BASKETBALL

34 HALL ELISIAS

FORWARD » 6-8 » 230 » SR
VALLEY STREAM, N.Y. » NEW MEXICO JC



TOP PERFORMANCES (BRYANT)

POINTS
2021-22..... 9, vs Fisher (11/9/21)
Career..... 20, at Merrimack (2/21/21)
NEC..... 20, at Merrimack (2/21/21)

MINUTES
2021-22..... 25, at URI (11/12/21)
Career..... 35, vs Mount (3/9/21)
NEC..... 35, vs Mount (3/9/21)

FIELD GOALS MADE
2021-22..... 4, vs Fisher (11/9/21)
Career..... 9, at FDU (1/30/21)
NEC..... 9, at FDU (1/30/21)

FIELD GOALS ATTEMPTED
2021-22..... 8, vs Fisher (11/9/21)
Career..... 13, vs Long Island (2/26/21)
NEC..... 13, vs Long Island (2/26/21)

3-POINTERS MADE
2021-22..... 1, 2x, at URI (11/12/21)
Career..... 1, 2x, at URI (11/12/21)
NEC.....

3-POINTERS ATTEMPTED
2021-22..... 2, at URI (11/12/21)
Career..... 3, at Coastal Carolina (3/20/21)
NEC..... 1-2x, last Saint Francis U (1/14/21)

FREE THROWS MADE
2021-22..... 2, at URI (11/12/21)
Career..... 8, vs Wagner (12/17/20)
NEC..... 8, vs Wagner (12/17/20)

FREE THROWS ATTEMPTED
2021-22..... 2, 2x, at URI (11/12/21)
Career..... 10, at Fairleigh Dickinson (2/27/20)
NEC..... 10, at Fairleigh Dickinson (2/27/20)

REBOUNDS
2021-22..... 7, vs Fisher (11/9/21)
Career..... 20, Saint Francis U (1/14/21)
NEC..... 20, Saint Francis U (1/14/21)

ASSISTS
2021-22..... 2, at URI (11/12/21)
Career..... 2-3x, last at URI (11/12/21)
NEC..... 2-2x, last at Merrimack (2/21/21)

BLOCKS
2021-22..... 6, vs Fisher (11/9/21)
Career..... 8, vs Navy (12/2/19)
NEC..... 7, vs Wagner (12/17/20)

STEALS
2021-22..... 1, at URI (11/12/21)
Career..... 3, 3x, last Saint Francis U (1/14/21)
NEC..... 3-2x, last Saint Francis U (1/14/21)

#34 ELISIAS, Hall

Opponent	Date	GS	MIN	Total		3-Pointers		Free throws		Rebounds				PF						
				FG-FGA	PCT	3FG-3FGA	PCT	FT-FTA	PCT	OFF	DEF	TOT	AVG	A	TO	BLK	STL	PTS	AVG	
Fisher	11/09/2021	*	16:54	4-8	.500	0-0	.000	1-2	.500	2	5	7	7.0	2	1	5	6	0	9	9.0
at Rhode Island	11/12/2021	*	25:40	2-7	.286	1-2	.500	2-2	1.000	4	2	6	6.5	6	2	1	2	1	7	8.0
Totals			2 42:34	6-15	.400	1-2	.500	3-4	.750	6	7	13	6.5	8	3	6	8	1	16	8.0

Player Averages

Games Played	Minutes/ game	Points/ game	FG Pct	3FG Pct	FT Pct	Rebounds/ game	Assists/ game	Turnovers/ game	Assist/Turnover ratio	Steals/ game	Blocks/ game
2	21.3	8.0	40.0	50.0	75.0	6.5	1.5	3.0	0.5	0.5	4.0

NOTES: 14th nationally in blocks/g ... Made 9-of-9 field goals at FDU, a first in program history ... DI program record 20 rebounds at SFU on Jan. 15 ... Broke Bryant's DI single-season records for blocks and dunks in his first year in Smithfield ... Recorded four games of 6+ blocks, including eight in a win over Navy ... Ranked third nationally in KenPom block percentage ... Has a 7'2" wingspan.

MISCELLANEOUS STATS (BRYANT)

	21-22	Career
DOUBLE-DOUBLES	0	4
20+ POINT GAMES	0	1
DOUBLE-FIGURE SCORING GAMES	0	19
DOUBLE-FIGURE REBOUND GAMES	0	9

CAREER STATISTICS

Year	CL	GP-GS	Min/Avg	FG-Att (Pct.)	3FG-Att (Pct.)	FT-Att (Pct.)	OReb-DReb	TotReb/Avg.	Ast	TO	Blk	Stl	Pts/Avg
2016-17 +	FR	17-9	352/20.7	42-79 (.532)	0-0 (.000)	38-52 (.731)	44-78	122/7.2	2	26	31	1	122/7.2
2017-18 +	SO	---	---	---	---	---	REDSHIRTED	---	---	---	---	---	---
2018-19 #	R-SO	20-14	416/20.8	49-93 (.527)	3-8 (.375)	50-76 (.658)	29-76	105/5.3	10	34	24	5	151/7.5
2019-20	R-JR	30-21	583/19.4	75-120 (.625)	0-0 (.000)	59-89 (.663)	48-117	165/5.5	10	37	78	21	209/7.0
2020-21	R-SR	22-22	526/23.9	91-143 (.636)	1-5 (.200)	44-67 (.657)	43-125	168/7.6	7	29	56	9	227/10.3
2021-22	SR	2-2	42/21.0	6-15 (.400)	1-2 (.500)	3-4 (.750)	6-7	13/6.5	3	6	8	1	16/8.0
TOTAL (NCAA)		71-54	1,502/21.2	214-358 (.598)	2-7 (.286)	144-213 (.676)	141-327	468/6.6	22	95	173	31	564/7.9

+ - LIU Post; # - New Mexico JC



2021-22 BRYANT UNIVERSITY BASKETBALL

50 JOSH OZABOR

FORWARD » 6-5 » 200 » FR
NIGERIA » IMG ACADEMY



TOP PERFORMANCES

POINTS
2021-22..... 8, vs Fisher (11/9/21)
Career..... 8, vs Fisher (11/9/21)
NEC.....

MINUTES
2021-22..... 6, vs Fisher (11/9/21)
Career..... 6, vs Fisher (11/9/21)
NEC.....

FIELD GOALS MADE
2021-22..... 4, vs Fisher (11/9/21)
Career..... 4, vs Fisher (11/9/21)
NEC.....

FIELD GOALS ATTEMPTED
2021-22..... 4, vs Fisher (11/9/21)
Career..... 4, vs Fisher (11/9/21)
NEC.....

3-POINTERS MADE
2021-22.....
Career.....
NEC.....

3-POINTERS ATTEMPTED
2021-22.....
Career.....
NEC.....

FREE THROWS MADE
2021-22.....
Career.....
NEC.....

FREE THROWS ATTEMPTED
2021-22..... 1, vs Fisher (11/9/21)
Career..... 1, vs Fisher (11/9/21)
NEC.....

REBOUNDS
2021-22..... 2, vs Fisher (11/9/21)
Career..... 2, vs Fisher (11/9/21)
NEC.....

ASSISTS
2021-22.....
Career.....
NEC.....

BLOCKS
2021-22..... 1, vs Fisher (11/9/21)
Career..... 1, vs Fisher (11/9/21)
NEC.....

STEALS
2021-22.....
Career.....
NEC.....

#50 OZABOR, Josh

Opponent	Date	GS	MIN	Total		3-Pointers		Free throws		Rebounds				PF A TO BLK STL PTS AVG					
				FG-FGA	PCT	3FG-3FGA	PCT	FT-FTA	PCT	OFF	DEF	TOT	AVG	PF	A	TO	BLK	STL	PTS
Fisher	11/09/2021		06:30	4-4	1.000	0-0	.000	0-1	.000	1	1	2	2.0	1	0	1	0	8	8.0
at Rhode Island	11/12/2021		00:43	0-0	.000	0-0	.000	0-0	.000	0	0	0	1.0	0	0	0	0	0	4.0
Totals		0	07:13	4-4	1.000	0-0	.000	0-1	.000	1	1	2	1.0	1	0	1	0	8	4.0

Player Averages

Games Played	Minutes/game	Points/game	FG Pct	3FG Pct	FT Pct	Rebounds/game	Assists/game	Turnovers/game	Assist/Turnover ratio	Steals/game	Blocks/game
2	3.6	4.0	100.0	0.0	0.0	1.0	0.0	0.0	0.0	0.0	0.5

NOTES:

MISCELLANEOUS STATS

	21-22	Career
DOUBLE-DOUBLES	0	0
20+ POINT GAMES	0	0
DOUBLE-FIGURE SCORING GAMES	0	0
DOUBLE-FIGURE REBOUND GAMES	0	0

CAREER STATISTICS

Year	Cl.	GP-GS	Min/Avg	FG-Att (Pct.)	3FG-Att (Pct.)	FT-Att (Pct.)	OReb-DReb	TotReb/Avg.	Ast	TO	Blk	Stl	Pts/Avg
2021-22	FR	2-0	7/3.5	4-4 (1.000)	0-0	0-1 (.000)	1-1	2/1.0	0	0	1	0	8/4.0
TOTAL		2-0	7/3.5	4-4 (1.000)	0-0	0-1 (.000)	1-1	2/1.0	0	0	1	0	8/4.0



2021-22 BRYANT UNIVERSITY BASKETBALL

JARED GRASSO

HEAD COACH » FOURTH SEASON

QUINNIPIAC '02 »  @JARED_GRASSO11



Jared Grasso enters his fourth season as the head coach of the Bryant University men's basketball program in 2021-22.

Grasso, the 2021 USBWA District I Coach of the Year, has turned the Bryant men's basketball program around in three short years on the sidelines. Bryant is 40-44 in three seasons under Grasso, after going 23-71 in the three years prior to his arrival. Grasso has helped the Bulldogs grow into one of the region's top mid-major programs and guided the Black and Gold into the mid-major top 25 in 2021 for the first time in eight years.

The 2020-21 season will go down as one of the best in program history for the Bulldogs as they went 15-7 overall, advanced to and hosted the Northeast Conference Championship for the first time in program history and earned a postseason berth for the second time in DI program history. Bryant started the season with a near-upset of Syracuse and went on to post a 93-88 victory over UMass, Bryant's second win over an A-10 program in as many seasons. The Black and Gold would finish second in the NEC standings and advanced to their first title game with an 85-55 victory over Sacred Heart. Bryant then hosted the NEC Championship inside the Chace Athletic Center on ESPN2, falling to Mount St. Mary's 73-68. The Bulldogs, however, received a bid to the CBI, facing Coastal Carolina.

Bryant was one of the most feared offensive teams in the nation in 20-21, finishing the season in the top 10 nationally in tempo and points per game. The Bulldogs finished fourth nationally with 83.8 points per game and also ranked eighth in three-point FG defense, 22nd in three-point FG per game, 13th in three-point FG percentage and 15th in rebounds per game. Bryant also had several individuals earn postseason honors, led by First Team All-NEC and USBWA All-District selection Peter Kiss.

The second season for Grasso in Smithfield saw a continue in the rise of the Bryant program. The Bulldogs won 15 games in 2019-20 - Bryant's fourth-most in its Division I history - including the program's first win over an Atlantic 10 opponent and three victories over Ivy League members - in addition to another near-upset of a Big Ten opponent with a two-point defeat at Rutgers in November. Michael Green III was named NEC Rookie of the Year, while the freshman trio of Green, Benson Lin and Charles Pride combined to win nine NEC Rookies of the Week, the most in program history. Newcomer Hall Elisias set Bryant's single-season blocks record with 78 and ranked third in the nation in KenPom block percentage, while Patrick Harding broke Alex Francis' single-season rebounding record with 280 and ranked fourth nationally in KenPom defensive rebounding percentage. Adam Grant finished his illustrious Bryant career second in DI program history in scoring and third in NEC history with 305 made three-pointers thanks to a single-season program-record 101 threes on the year.

Grasso authored one of the nation's best improvements in 2018-19, as the Bulldogs were the only team in the nation to triple their win total from a year ago. Bryant collected season sweeps of Wagner and Mount St. Mary's and posted a 7-11 mark in NEC play after recording just two conference wins the year before. The Bulldogs battled No. 24 Iowa for 40 minutes in their non-conference finale, falling 72-67 to a Hawkeyes team that would advance to the Second Round of the NCAA Tournament. Adam Grant and SaBastian Townnes were named All-NEC selections and Grasso recruit Joe Kasperzyk was selected to the NEC All-Rookie Team. Grasso was named a finalist for the Joe B. Hall Award, given to the nation's top first-year coach, for his efforts in his first season in Smithfield.

The seven-win improvement in Grasso's first year at the helm ranked seventh among the 55 Division I head coaches in their first season leading a program. Bryant, which had missed the NEC Tournament in two of the previous three seasons, battled to a 67-63 defeat at top-seeded Saint Francis U in the NEC Quarterfinals.

Grasso was tabbed to lead the Bryant program after most recently working for the last eight seasons at Iona, where he helped the Gaels to unparalleled success both at Iona and in the MAAC.

Iona posted a record of 182-92 (.664) and a mark of 112-40 (.737) in the MAAC from 2010-18, as the Gaels staff led by Tim Cluess became the fastest to 100 MAAC wins in conference history. The Gaels made five NCAA Tournament appearances (2012, 2013, 2016, 2017, 2018) in Grasso's eight years in New Rochelle, with the 2011-12 Iona team being one of just two in MAAC history to earn an at-large selection to the NCAA Tournament. The Gaels won three MAAC regular-season championships (2012, 2014, 2015) during Grasso's tenure, with the 2014 and 2015 iterations of the Gaels qualifying for the NIT.

The Gaels battled to win the MAAC Tournament Championship in each of the last three seasons, making Iona one of three programs from a mid-major conference to qualify for three straight NCAA Tournament appearances from 2016-18. Iona advanced to the MAAC Championship Final seven times in Grasso's eight years at Iona, including a conference-record six straight appearances from 2013-2018.

As Iona's recruiting coordinator, Grasso has been instrumental in the recruiting and coaching of a group that includes 11 MAAC first-team all-conference selections, three MAAC Player of the Year honorees and one MAAC Rookie of the Year during his eight seasons with the Gaels. Iona has seen 22 players play professionally over the last seven seasons between the NBA, NBA G-League and international opportunities. The Gaels are the only NCAA Division I program to send a player to the prestigious Portsmouth Invitational Tournament for five straight seasons.

Prior to Iona, Grasso spent four seasons on the staff at Fordham, including the majority of the final year as interim head coach. Grasso was the lead recruiter in the Rams' 2009 recruiting class which was ranked in the top 25 nationally by Scout.com. In 2006-07, Grasso helped guide Fordham to its winningest season in 15 years.

Grasso spent the 2005-06 season at his alma mater, Quinnipiac, where he recruited a pair of first-team All-NEC selections who would go on to be 1,000-point scorers in Hamden. Prior to Quinnipiac, Grasso worked two seasons on the staff at Hartford, where he recruited a first-team All-America East honoree. Grasso began his coaching career as a graduate assistant at Hofstra in the 2002-03 season.

A four-year starter and two-year captain at Quinnipiac as a guard, Grasso currently ranks 23rd on the Bobcats' all-time scoring list with 1,134 career points. He is fifth on the all-time list in assists with 404 and ranks fourth all-time in three-point field goals with 216. He graduated from Quinnipiac with a degree in mass communications in May 2002 and was elected to the Quinnipiac Athletics Hall of Fame in 2014.

A native of Syosset, New York, Grasso attended St. Anthony's High School in South Huntington, New York, from 1994-98. He earned honorable mention All-American honors as a senior at St. Anthony's after averaging 23 points, seven rebounds and eight assists per game. He, his wife Andrea and their two sons currently reside in North Smithfield.

2021-22 BRYANT UNIVERSITY BASKETBALL

GAME 1

BRYANT 122, FISHER 54 NOV. 9, 2021 • SMITHFIELD, R.I.



Official Basketball Box Score - Final
Fisher at Bryant
11/09/21, Chase Athletic Center, Smithfield
2021-22 Men's Basketball

Game Time: 7:00 PM
Game Duration: 1:49
Attendance: 1,250
Officials: Jim Burns, Ray McGraw, John Cahill Jr.

Fisher - 54																
NO. Name	Min	FG	3P	FT	Rebounds		Fouls		TP	AS	TO	ST	Blocks	+/-		
					OR	DR	OR	DR								
1 Ko Andre Perceal	19:54	5-9	1-2	0-0	1	2	3	0	0	11	1	2	1	0	1	31
24 Tanner Hoffmann	F 21:28	0-15	2-6	0-0	1	3	4	3	0	12	1	0	0	0	1	42
3 Kyle Butler-Gaffney	G 24:44	0-12	0-3	3-4	1	3	4	3	3	3	3	0	0	5	52	
10 Gaddy Marc	G 28:27	2-10	1-8	0-0	0	1	1	1	1	15	4	1	1	1	0	56
20 Johnny Ortiz	G 26:22	1-7	0-1	0-2	2	1	3	2	3	4	1	0	0	4	42	
0 Chris Lemear	17:15	0-12	0-1	1-3	3	4	7	2	3	13	0	2	0	0	1	31
21 Rafeeq Reid	12:14	1-2	0-0	3-4	1	1	2	2	2	5	2	0	0	0	0	15
32 Zachary Anderson	11:34	0-4	0-0	0-0	0	2	2	1	2	0	0	0	0	1	0	23
4 Michael Odoana	12:01	0-5	0-0	0-0	1	2	3	1	1	0	0	1	1	0	0	14
11 Trent DeVries	11:01	0-2	0-2	0-0	0	0	0	0	0	1	0	0	0	0	0	9
22 Gio De La Fuente	12:30	0-4	0-2	3-3	2	2	0	1	1	1	1	1	0	0	0	21
23 Gustavo Cruz	03:00	0-1	0-1	0-0	0	0	0	0	0	0	0	0	0	0	0	8
Team					2	4	6									
Totals	20:83	4-28	10-16	14	23	37	15	17	54	15	14	6	2	12	48	

Bryant - 122																
NO. Name	Min	FG	3P	FT	Rebounds		Fouls		TP	AS	TO	ST	Blocks	+/-		
					OR	DR	OR	DR								
34 Hall Elias	F 16:54	4-8	0-0	1-2	2	5	7	2	2	3	1	5	0	8	0	19
2 Erickson Bans	G 14:16	4-7	1-4	4-4	1	3	4	3	2	13	4	1	2	0	0	28
3 Adham Elecks	G 24:09	4-9	3-8	0-0	0	0	7	1	0	11	2	1	0	0	0	38
4 Tyler Brelsford	G 23:40	1-12	3-8	4-4	2	3	5	3	2	11	2	1	0	0	47	
5 Charles Pride	G 28:12	11-16	2-3	1-3	3	8	11	0	4	25	2	0	1	1	51	
10 Luis Hurtado	25:28	4-8	0-0	0-0	1	11	12	2	2	8	7	2	0	0	0	38
15 Greg Caltie	16:36	6-7	0-0	3-4	3	3	6	2	2	15	0	1	0	3	40	
33 Mike Iuzzolino	12:07	0-4	0-4	0-0	1	1	2	1	0	0	0	1	1	0	0	18
22 Grant Coleman	17:19	4-8	1-4	0-0	0	3	3	1	0	9	4	0	1	1	0	34
11 Max Zalkheim	09:52	1-2	1-2	0-0	0	2	0	0	3	0	1	0	0	0	12	
50 Josh Ozabor	06:30	4-4	0-0	1-1	2	1	1	1	8	4	0	0	0	0	0	16
12 Timmy Kiggins	03:59	0-2	0-1	0-0	0	3	3	1	0	2	0	0	0	0	1	6
Team					3	3	6									
Totals	49:05	11-32	13-18	17	53	70	17	15	122	33	14	6	12	2	88	

Technical Fouls: NONE												
Fisher		BRYANT		Points from Turnovers		Fisher		BRYANT		Period by Period Scoring		
Biggest Lead	2 (1 st 19:22)	68 (2 nd 1:11)	13	25	1st	2nd	TOT	Fisher	31	23	54	
Best Scoring Run	8 (1 st 18:24)	13 (2 nd 18:46)	2	24	BRYANT	54	68	122				
Lead Changes	3	3	3	19								
Times Tied	0	0	21	43								
Time with Lead	00:31	37:49										



GAME 2

BRYANT AT RHODE ISLAND NOV. 12, 2021 • KINGSTON, R.I.



Official Basketball Box Score - Final
Bryant at Rhode Island
11/12/21 Thomas M. Ryan Center, Kingston, R.I.
2021-22 Men's Basketball

Game Time: 6:04 PM
Game Duration: 2:12
Attendance: 5,455
Officials: Jeffrey Clark, Tina Smith, Mike Palau

Bryant - 64																
NO. Name	Min	FG	3P	FT	Rebounds		Fouls		TP	AS	TO	ST	Blocks	+/-		
					OR	DR	OR	DR								
34 Hall Elias	F 25:40	2-7	1-2	2-2	4	2	6	3	7	2	1	1	2	2	-6	
2 Erickson Bans	G 12:20	1-5	0-3	0-0	0	0	0	3	0	2	0	1	1	0	1	-3
3 Adham Elecks	G 23:56	0-10	3-10	2-2	1	2	3	5	2	11	1	2	0	0	0	-6
4 Tyler Brelsford	G 36:55	3-12	1-3	1-2	1	2	3	1	6	4	5	4	0	5	-17	
5 Charles Pride	G 38:08	7-20	5-11	6-7	2	3	5	3	6	25	1	1	1	1	3	-17
10 Luis Hurtado	24:55	0-3	0-2	0-0	2	4	6	1	4	0	3	2	2	0	1	-19
30 Chris Chids	29:10	3-9	2-6	2-2	1	2	3	3	2	10	0	0	0	0	0	-16
22 Grant Coleman	08:13	1-3	0-2	3-3	0	1	1	1	2	5	1	0	0	0	0	-9
50 Josh Ozabor	00:43	0-0	0-0	0-0	0	0	0	0	0	0	0	0	0	0	0	-2
Team					3	1	4									
Totals	18:49	12-39	16-18	14	17	31	23	25	64	13	11	6	3	12	-19	

Rhode Island - 83																
NO. Name	Min	FG	3P	FT	Rebounds		Fouls		TP	AS	TO	ST	Blocks	+/-		
					OR	DR	OR	DR								
21 Malik Mitchell	F 18:34	5-11	0-0	3-4	4	14	18	4	2	13	3	5	0	0	1	5
22 Makhi Mitchell	F 31:08	6-9	0-0	5-8	3	4	7	4	5	17	1	4	0	5	0	17
2 Jeremy Sheppard	G 28:33	2-7	2-5	4-4	1	4	5	2	1	10	4	2	2	1	0	11
19 Ishmael Leggett	G 37:49	4-12	2-3	3-4	1	5	6	2	4	13	4	2	1	1	2	15
42 Ishmael El-Amin	G 18:58	2-3	0-0	1-1	0	2	2	5	2	5	1	1	1	0	0	2
5 Ahsan Walker	21:51	4-4	0-0	1-2	3	5	8	4	2	9	1	2	1	2	0	13
12 Malik Martin	25:10	0-5	0-0	0-6	2	3	5	2	5	9	1	1	1	2	0	15
0 Sebastian Thomas	17:57	3-7	1-5	0-0	0	0	0	0	2	7	0	0	0	1	0	14
Team					2	2	4									
Totals	29:58	5-13	20-29	18	39	55	25	21	83	15	19	8	12	3	19	

Technical Fouls: NONE												
BRY		URI		Points from Turnovers		BRY		URI		Period by Period Scoring		
Biggest Lead	6 (2 nd 17:39)	22 (2 nd 1:38)	13	11	1st	2nd	TOT	BRY	37	27	64	
Best Scoring Run	8 (2 nd 18:52)	11 (2 nd 6:43)	2	24								
Lead Changes	7	3	3	19								
Times Tied	8	8	8	6								
Time with Lead	19:26	15:49										



GAME 3

BRYANT AT CLEMSON NOV. 15, 2021 • CLEMSON, S.C.

GAME 4

BRYANT VS BETHUNE-COOKMAN NOV. 20, 2021 • DAYTONA BEACH, FLA.





2021-22 BRYANT UNIVERSITY BASKETBALL

2021-22 SEASON HIGHS (vs D1 OPPONENTS)

Points	64	at URI (11/12/21)	3-pt. FG Made	12	at URI (11/12/21)
Rebounds	31	at URI (11/12/21)	3-pt. FG Attempted	39	at URI (11/12/21)
Assists	13	at URI (11/12/21)	3-pt. FG Percentage308 (12-39)	at URI (11/12/21)
Turnovers (low)	11	at URI (11/12/21)	FT Made	16	at URI (11/12/21)
Blocks	3	at URI (11/12/21)	FT Attempted	18	at URI (11/12/21)
Steals	6	at URI (11/12/21)	FT Percentage889 (16-18)	at URI (11/12/21)
FG Made	18	at URI (11/12/21)			
FG Attempted	69	at URI (11/12/21)			
FG Percentage261 (18-69)	at URI (11/12/21)			

DIVISION I SINGLE-GAME RECORDS

Points	110	vs. Sacred Heart (1/14/17)
Rebounds	54	at St. Francis Brooklyn (12/8/20)
Assists	24	3x, last vs Saint Francis U (12/31/17)
Blocks	12	at LIU Brooklyn (12/3/09)
Steals	15	vs. Sacred Heart (1/14/17)
FG Made	40	vs. Sacred Heart (1/14/17)
FG Attempted	85	vs. Sacred Heart (1/14/17)
FG Percentage (min. 20 made)692	36-52 vs. Sacred Heart (2/14/19)
3-pt. FG Made	17	vs. Monmouth (1/22/11)
3-pt. FG Attempted	45	vs. Fairleigh Dickinson (1/4/20)
3-pt. FG Percentage (min. 10)647	11-17 at Fairleigh Dickinson (1/18/14)
FT Made	35	vs. St. Francis Brooklyn (1/25/14)
FT Attempted	44	vs. St. Francis Brooklyn (1/25/14)
FT Percentage (min. 10 made)	1.000	14-14 vs. Sacred Heart (2/18/16)

Records set or matched in 2020-21 in BOLD

ALL-TIME SINGLE-GAME RECORDS

Points	138	vs. Rhode Island College (12/5/20)
Rebounds	78	vs. Nichols (1972-73)
Assists	39	vs. UMaine-Portland (1/30/74)
Blocks	16	vs. Quinnipiac (12/6/73)
Steals	24	vs. Babson (1994)
FG Made	53	vs. Babson (1964-65)
FG Attempted	97	vs. Nichols (12/09/74)
FG Percentage (min. 20 made)692	36-52 vs. Sacred Heart (2/14/19)
3-pt. FG Made	17	vs. Monmouth (1/22/11)
3-pt. FG Attempted	45	vs. Fairleigh Dickinson (1/4/20)
3-pt. FG Percentage (min. 10)647	11-17 at FDU (1/18/14)
FT Made	46	vs. Mount St. Mary's (1983-84)
FT Attempted	61	vs. Mount St. Mary's (1983-84)
FT Percentage (min. 10 made)	1.000	4x, last vs. Sacred Heart (14-14; 2/18/16)

Records set or matched in 2020-21 in BOLD

2021-22 GAME-BY-GAME STATISTICS

Opponent	Date	Score	Total		3-Pointers		Free throws		Rebounds				PF	A	TO	BLK	STL	PTS	AVG
			FG-FGA	PCT	3FG-3FGA	PCT	FT-FTA	PCT	OFF	DEF	TOT	AVG							
Fisher	11/09/2021	122-54 W	49-85	.576	11-32	.344	13-18	.722	17	53	70	70.0	17	33	14	12	6	122	122.0
at Rhode Island	11/12/2021	64-83 L	18-69	.261	12-39	.308	16-18	.889	14	17	31	50.5	23	13	11	3	6	64	93.0
Total		186	67-154	.435	23-71	.324	29-36	.806	31	70	101	50.5	40	46	25	15	12	186	93.0
Opponents		137	49-141	.348	9-41	.220	30-45	.667	30	62	92	46.0	40	30	33	14	12	137	68.5

Bryant Averages

Games Played	Points/game	FG Pct	3FG Pct	FT Pct	Rebounds/game	Assists/game	Turnovers/game	Assist/Turnover ratio	Steals/game	Blocks/game
2	93.0	43.5	32.4	80.6	50.5	23.0	12.5	1.8	6.0	7.5



2021-22 BRYANT UNIVERSITY BASKETBALL

STATISTICS - ALL GAMES

Game Records

Record	Overall	Home	Away	Neutral
ALL GAMES	1-1	1-0	0-1	0-0
CONFERENCE	0-0	0-0	0-0	0-0
NON-CONFERENCE	1-1	1-0	0-1	0-0

Score by Periods

Team	1st	2nd	OT	TOT
Bryant	91	95	0	186
Opponents	68	69	0	137

Team Box Score

No.	Player				Total		3-Point		F-Throw		Rebounds											
		GP-GS	MIN	AVG	FG-FGA	FG%	3FG-3FGA	3FG%	FT-FTA	FT%	OFF	DEF	TOT	AVG	PF	DQ	A	TO	BLK	STL	PTS	AVG
5	PRIDE, Charles	2-2	67:20	33.7	18-36	.500	7-14	.500	7-10	.700	5	11	16	8.0	3	0	3	1	2	2	50	25.0
15	CALIXTE, Greg	1-0	16:36	16.6	6-7	.857	0-0	.000	3-4	.750	3	3	6	6.0	2	0	0	1	3	0	15	15.0
4	BRELSFORD, Tyler	2-2	60:35	30.3	8-24	.333	4-9	.444	5-6	.833	3	5	8	4.0	4	0	16	6	0	2	25	12.5
3	ELEEDA, Adham	2-2	48:05	24.0	7-19	.368	6-18	.333	2-2	1.000	1	9	10	5.0	6	1	3	3	0	0	22	11.0
30	CHILDS, Chris	1-0	29:10	29.2	3-9	.333	2-6	.333	2-2	1.000	1	2	3	3.0	3	0	0	0	0	0	10	10.0
34	ELISIAS, Hall	2-2	42:34	21.3	6-15	.400	1-2	.500	3-4	.750	6	7	13	6.5	8	1	3	6	8	1	16	8.0
2	BANS, Erickson	2-2	26:36	13.3	5-12	.417	1-7	.143	4-4	1.000	1	3	4	2.0	6	0	4	2	0	3	15	7.5
22	COLEMAN, Grant	2-0	25:32	12.8	5-11	.455	1-6	.167	3-3	1.000	0	4	4	2.0	2	0	5	0	1	1	14	7.0
50	OZABOR, Josh	2-0	07:13	3.6	4-4	1.000	0-0	.000	0-1	.000	1	1	2	1.0	1	0	0	0	1	0	8	4.0
10	HURTADO, Luis	2-0	50:21	25.2	4-9	.444	0-2	.000	0-0	.000	3	15	18	9.0	3	0	10	4	0	2	8	4.0
11	ZAKHEIM, Max	1-0	09:52	9.9	1-2	.500	1-2	.500	0-0	.000	0	2	2	2.0	0	0	0	1	0	0	3	3.0
12	KIGGINS, Timmy	1-0	03:59	4.0	0-2	.000	0-1	.000	0-0	.000	0	3	3	3.0	1	0	2	0	0	0	0	0.0
33	IUZZOLINO, Mike	1-0	12:07	12.1	0-4	.000	0-4	.000	0-0	.000	1	1	2	2.0	1	0	0	1	0	1	0	0.0
Team											6	4	10									
Total		2	400		67-154	.435	23-71	.324	29-36	.806	31	70	101	50.5	40	2	46	25	15	12	186	93.0
Opponents		2	400		49-141	.348	9-41	.220	30-45	.667	30	62	92	46.0	40	1	30	33	14	12	137	68.5

Team Statistics

	BRY	OPP
Scoring	186	137
Points per game	93.0	68.5
Scoring margin	+24.5	-
Field goals-att	67-154	49-141
Field goal pct	.435	.348
3 point fg-att	23-71	9-41
3-point FG pct	.324	.220
3-pt FG made per game	11.5	4.5
Free throws-att	29-36	30-45
Free throw pct	.806	.667
F-Throws made per game	14.5	15.0
Rebounds	101	92
Rebounds per game	50.5	46.0
Rebounding margin	+4.5	-
Assists	46	30
Assists per game	23.0	15.0
Turnovers	25	33
Turnovers per game	12.5	16.5
Turnover margin	+4.0	-
Assist/turnover ratio	1.8	0.9
Steals	12	12
Steals per game	6.0	6.0
Blocks	15	14
Blocks per game	7.5	7.0
Winning streak	0	-
Home win streak	1	-
Attendance	1250	5455
Home games-Avg/Game	1-1250	1-5455
Neutral site-Avg/Game	-	0-0

Team Results

Date	Opponent		Score	Att.
11/09/2021	Fisher	W	122-54	1250
11/12/2021	at Rhode Island	L	64-83	5455



2021-22 BRYANT UNIVERSITY BASKETBALL

STATISTICS - NORTHEAST CONFERENCE GAMES

Game Records

Record	Overall	Home	Away	Neutral
ALL GAMES	10-4	7-0	3-4	0-0
CONFERENCE	10-4	7-0	3-4	0-0
NON-CONFERENCE	0-0	0-0	0-0	0-0

Score by Periods

Team	1st	2nd	OT	TOT
Bryant	593	526	0	1119
Opponents	497	533	0	1030

Team Box Score

No.	Player	Total			3-Point		F-Throw		Rebounds				Other Stats									
		GP-GS	MIN	AVG	FG-FGA	FG%	3FG-FGA	3FG%	FT-FTA	FT%	OFF	DEF	TOT	AVG	PF	DQ	A	TO	BLK	STL	PTS	AVG
32	KISS, Peter	14-14	470:15	33.6	84-165	.509	26-51	.510	54-63	.857	26	62	88	6.3	37	3	49	43	3	28	248	17.7
3	GREEN III, Michael	14-14	484:30	34.6	60-172	.349	25-77	.325	63-80	.788	10	44	54	3.9	26	0	57	53	2	16	208	14.9
30	CHILDS, Chris	14-4	393:27	28.1	58-152	.382	42-112	.375	34-41	.829	6	31	37	2.6	21	0	20	24	0	7	192	13.7
5	PRIDE, Charles	14-14	436:39	31.2	56-121	.463	22-53	.415	26-36	.722	33	58	91	6.5	28	0	32	31	2	21	160	11.4
34	ELISIAS, Hall	14-14	359:34	25.7	63-99	.636	0-2	.000	29-50	.580	28	87	115	8.2	40	1	5	14	31	7	155	11.1
4	STOKES, Nathaniel	12-0	208:15	17.4	19-44	.432	9-26	.346	6-9	.667	7	26	33	2.8	28	1	11	12	3	6	53	4.4
10	HURTADO, Luis	14-10	294:41	21.0	22-41	.537	5-9	.556	12-21	.571	14	47	61	4.4	22	0	36	24	0	3	61	4.4
2	BANS, Erickson	10-0	91:01	9.1	13-32	.406	2-9	.222	5-6	.833	4	9	13	1.3	13	0	4	8	0	7	33	3.3
55	KOSTMAYER, Kai	3-0	17:05	5.7	2-7	.286	0-1	.000	0-0	.000	0	5	5	1.7	1	0	2	1	0	0	4	1.3
1	MOON IV, Joe	8-0	25:24	3.2	2-7	.286	1-3	.333	0-0	.000	2	0	2	0.3	7	0	2	3	0	3	5	0.6
33	CROCKER, Nick	2-0	03:05	1.5	0-2	.000	0-2	.000	0-0	.000	0	2	2	1.0	0	0	0	0	0	0	0	0.0
35	SUTHERLAND, Luke	4-0	13:10	3.3	0-5	.000	0-1	.000	0-2	.000	1	3	4	1.0	1	0	0	0	0	0	0	0.0
12	KIGGINS, Timmy	2-0	02:54	1.5	0-0	.000	0-0	.000	0-2	.000	1	0	1	0.5	0	0	0	0	0	0	0	0.0
Team											26	31	57				13					
Total		14	2800		379-847	.447	132-346	.382	229-310	.739	158	405	563	40.2	224	5	218	226	41	98	1119	79.9
Opponents		14	2800		386-930	.415	100-359	.279	158-227	.696	175	354	529	37.8	275	7	200	190	49	110	1030	73.6

Team Statistics

	BRY	OPP
Scoring	1119	1030
Points per game	79.9	73.6
Scoring margin	+6.4	-
Field goals-att	379-847	386-930
Field goal pct	.447	.415
3 point fg-att	132-346	100-359
3-point FG pct	.382	.279
3-pt FG made per game	9.4	7.1
Free throws-att	229-310	158-227
Free throw pct	.739	.696
F-Throws made per game	16.4	11.3
Rebounds	563	529
Rebounds per game	40.2	37.8
Rebounding margin	+2.4	-
Assists	218	200
Assists per game	15.6	14.3
Turnovers	226	190
Turnovers per game	16.1	13.6
Turnover margin	-2.6	-
Assist/turnover ratio	1.0	1.1
Steals	98	110
Steals per game	7.0	7.9
Blocks	41	49
Blocks per game	2.9	3.5
Winning streak	4	-
Home win streak	7	-
Attendance	0	0
Home games-Avg/Game	7-0	7-0
Neutral site-Avg/Game	-	0-0

Team Results

Date	Opponent		Score	Att.
12/08/2020	at St. Francis Brooklyn	W	101-82	0
12/09/2020	at St. Francis Brooklyn	L	91-93	0
12/16/2020	Wagner	W	74-62	0
12/17/2020	Wagner	W	81-75	0
01/07/2021	Central Conn. St.	W	93-68	0
01/08/2021	Central Conn. St.	W	76-64	0
01/14/2021	at Saint Francis (PA)	L	82-89	0
01/15/2021	at Saint Francis (PA)	W	72-63	0
01/30/2021	at Fairleigh Dickinson	L	79-81	0
01/31/2021	at Fairleigh Dickinson	L	84-95	0
02/20/2021	Merrimack	W	60-58	0
02/21/2021	at Merrimack	W	76-60	0
02/25/2021	LIU	W	87-80	0
02/26/2021	LIU	W	63-60	0



2021-22 BRYANT UNIVERSITY BASKETBALL



1 **JOE MOON IV**
SO | G | 6-2 | 190
WESTLAND, MICH.
WOODSTOCK ACADEMY



2 **ERICKSON BANS**
SO | G | 5-11 | 175
PAWTUCKET, R.I.
SHEA



3 **ADHAM ELEEDA**
GR | G | 6-5 | 210
TORONTO, ONT.
NORTHERN KENTUCKY



4 **TYLER BRELSFORD**
SO | G | 6-4 | 183
ELLICOTT CITY, MD.
GEORGE WASHINGTON



5 **CHARLES PRIDE**
JR | G | 6-4 | 200
SYRACUSE, N.Y.
PUTNAM SCIENCE



10 **LUIS HURTADO JR.**
SR | G | 6-6 | 215
MERIDA, VENEZUELA
UAB




11 **MAX ZAKHEIM**
FR | G | 5-11 | 160
BERGENFIELD, N.J.
FRISCH SCHOOL




12 **TIMMY KIGGINS**
JR | G | 6-0 | 180
WESTBURY, N.Y.
HOLY TRINITY



13 **MIKE MARSHALL**
FR | F | 6-3 | 185
WEYMOUTH, MASS.
THAYER ACADEMY



14 **LIAM DUNFEE**
FR | F | 6-6 | 225
NAHANT, MASS.
GOVERNORS ACADEMY



15 **GREG CALIXTE**
GR | F | 6-8 | 235
MOUNT VERNON, N.Y.
GEORGE MASON



22 **GRANT COLEMAN**
SO | F | 6-7 | 220
MAHOMET, ILL.
MILWAUKEE



30 **CHRIS CHILDS**
JR | G | 6-2 | 180
BRONX, N.Y.
INDIAN HILLS CC



32 **PETER KISS**
R-JR | G | 6-5 | 200
NEW YORK, N.Y.
RUTGERS



33 **MIKE IUZZOLINO**
FR | G | 6-3 | 180
PITTSBURGH, PA.
FIRST LOVE CHRISTIAN



34 **HALL ELISIAS**
GR | F | 6-7 | 230
VALLEY STREAM, N.Y.
NEW MEXICO JC



50 **JOSH OZABOR**
FR | F | 6-5 | 200
JOHANNESBURG, SOUTH AFRICA
IMG ACADEMY



JARED GRASSO
HEAD COACH
FOURTH SEASON




PHIL MARTELLI JR.
ASSOCIATE HEAD COACH
FOURTH SEASON




CHRIS COLE
ASSISTANT COACH
FOURTH SEASON



EAMONN MAHAR
ASSISTANT COACH
FOURTH SEASON



LUKE ST. LIFER
DIRECTOR OF OPERATIONS
SECOND SEASON



DOUG NIBLOCK
DIR. INNOVATION AND
ANALYTICS
FIRST SEASON



JUSTIN KENNEDY
SPECIAL ASSISTANT
FIRST SEASON



CHRIS DUHON
DIR. SCOUTING AND
VIDEO ANALYSIS
FIRST SEASON



JAY CYRIAC
DIR. PLAYER PERSONNEL
FIRST SEASON