GAME NOTES

ACC 30 POSTSEASON APPEARANCES | 13 NCAA TOURNAMENTS | 4 SWEET SIXTEENS | 1 ELITE EIGHT | 1990 ACC REGULAR SEASON CHAMPIONS

CLEMSON (5-4, 0-1 ACC) vs. DRAKE (6-3, 1-0 MISSOURI VALLEY)

SATURDAY, DECEMBER 11 • 2:01 P.M. ET • STATE FARM ARENA • ATLANTA, GA.

GAME 10

CLEMSON RECORDS

Overall:	5-4	Loss-2
vs. ACC opponents:	0-1	Loss-2
Non-Conference regular-season:	5-3	Loss-1
Home:	4-0	Won-10
Away:	0-2	Loss-3
Neutral:	1-2	Loss-2

2021-22 SCHEDULE/RESULTS

Date	Opponent	TV	Score/Time (ET)
11/1	**Georgia SW State (Exh.)**	**ACCNX**	**W, 77-51**
11/9	**Presbyterian**	**ACCNX**	**W, 64-53**
11/12	**Wofford**	**ACCNX**	**W, 76-68**
11/15	**Bryant**	**RSN**	**W, 93-70**
11/18	vs. Temple [1]	ESPN2	W, 75-48
11/19	vs. St. Bonaventure[1]	ESPN2	L, 65-68
11/21	vs. West Virginia[1]	ESPN2	L, 59-66
11/26	**Charleston Southern**	**ACCNX**	**W, 91-59**
11/30	at Rutgers [2]	ESPN2	L, 64-74
12/4	at Miami*	ACCN	L, 75-80
12/11	vs. Drake [3]	ACCN	2 p.m.
12/14	**Miami (Ohio)**	**ACCNX**	**7 p.m.**
12/18	**South Carolina**	**ACCN**	**8 p.m.**
12/22	at Virginia*	ACCN	8 p.m.
12/29	**Duke***	**ACCN**	**2 p.m.**
1/4	**Virginia***	**RSN**	**9 p.m.**
1/8	at NC State*	RSN	12 p.m.
1/12	at Notre Dame*	RSN	9 p.m.
1/15	**Boston College***	**RSN**	**6:30 p.m.**
1/18	at Syracuse*	ACCN	8 p.m.
1/22	**Pittsburgh***	**ACCN**	**6 p.m.**
1/25	at Duke*	ESPN/2	7 p.m.
2/2	**Florida State***	**ACCN**	**7 p.m.**
2/5	at Georgia Tech*	RSN	2 p.m.
2/8	**North Carolina***	**ESPN/2**	**9 p.m.**
2/12	**Notre Dame***	**ACCN**	**7 p.m.**
2/15	at Florida State*	RSN	7 p.m.
2/19	at Louisville*	RSN	3 p.m.
2/23	**Wake Forest***	**ACCN**	**8 p.m.**
2/26	at Boston College*	ACCN	3 p.m.
3/2	**Georgia Tech***	**ACCN**	**7 p.m.**
3/5	**Virginia Tech***	**RSN**	**2 p.m.**
3/8-12	New York Life ACC Tournament [4]		ESPN/ACCN

* - ACC contest, ^ Overtime; Note: Home games in **bold**; [1] Charleston Classic (Charleston, S.C.); [2] ACC/Big 10 Challenge; [3] Holiday Hoopsgiving (Atlanta, Ga.); [4] ACC Tournament (Barclays Center, Brooklyn, N.Y.)

TABLE OF CONTENTS

Broadcast Sheet 2
Rosters 3
Head Coach Brad Brownell 4
Team Notes 5-9
Player Stats/Notes 10-30
Miscellaneous Stats 31
Superlatives 32-33
Stats/Box Scores 34-37
Radio/Television Roster 38

CLEMSON SOCIAL MEDIA

Twitter | Instagram	@ClemsonMBB
Facebook	Facebook.com/ClemsonMBB

ATHLETIC COMMUNICATIONS

SID Contact:	Ben Winterrowd
Cell Phone:	630.862.8828
Email:	winterr@clemson.edu
Secondary Contact:	Jere Drummond
Email:	jered@g.clemson.edu

BROADCAST INFORMATION

TV: ACCN (Mike Couzens; PxP and Cory Alexander; Analyst)
Watch Link: https://es.pn/3y4EWhG
Radio: Clemson Athletic Network (Don Munson/Tim Bourret)
Engineer: Ben Milstead
Clemson Radio Affiliates: 105.5 The ROAR (Flagship)
Sirius/XM: 371 / 371 (Clemson Broadcast)

SERIES HISTORY

Overall: FIRST MEETING
In Clemson: N/A
In Des Moines: N/A
At neutral sites: N/A
Current streak: N/A
Coach Brownell vs. Drake: 0-0

SETTING THE SCENE BETWEEN THE TIGERS AND BULLDOGS

- Clemson will look to get back to its winning ways when it challenges Drake in the 2021 Holiday Hoopsgiving.
- The contest will be televised on ACCN with Mike Couzens and Cory Alexander calling the action, while Don Munson and Tim Bourret will call the action on the radio waves. The radio call will be available on the Clemson Athletic Network and Tunein.com.
- Live stats will be provided on ClemsonTigers.com and Twitter updates will be available on Clemson's official account (@ClemsonMBB).

CLEMSON BASKETBALL HEADLINES

- Clemson is second in the ACC and is eighth nationally in 3-point shooting: 41.8 percent (68-for-163).
- Nick Honor is one of just seven players nationally (only three in Power 5) to have: 45.0% FG, 40.0% 3FG (min. 30 attempts) and 30+ assists. He is 25th nationally in assist/turnover ratio: 3.30.
- PJ Hall tied his career-highs in points (22) and rebounds (eight) against St. Bonaventure (11/19/21). Hall swatted a career-best three shots and knocked down a career-high three triples.
- Nick Honor scored a season-high 19 points vs. Temple. Honor finished 7-for-7 from the field and 4-for-4 from three.
- Clemson made 35 field goals in a win over Bryant (Nov. 15) – which ties for the most made field goals for the Tigers during the Brad Brownell Era (35 vs. The Citadel on 1/1/13). The Tigers finished the game with 20 assists, which gave Clemson its fifth 20-assist game since the 2017-18 season.
- Clemson finished the first half against Bryant with 52 points – its most in a half since scoring 54 against Alabama A&M on Nov. 21, 2019.
- Hunter Tyson added his third career 20-point game in a rout of Bryant. Tyson finished 8-for-13 from the floor and added five rebounds and an assist.
- David Collins nearly tallied his first double-double as a Tiger, with 10 points and nine rebounds against Bryant.
- Nick Honor became just the third Tiger since 2015-16 to finish a game with at least five steals (vs. Wofford).
- Clemson overcame an 11-point deficit to win its season opener against Presbyterian behind 21 points from Al-Amir Dawes.
- Clemson added three signees to its program on NSD 2021: Chauncey Wiggins, Chauncey Gibson and RJ Godfrey Jr.
- Clemson was picked to finish 11th in the ACC this season by select media, however, the Tigers have outperformed the preseason poll rankings in eight of Brad Brownell's 11 seasons in Tigertown.
- Clemson finished the season 16-8 overall, including 10-6 in the ACC. The Tigers finished tied for fifth in the league during the regular season - a five-place improvement from preseason rankings to final standings.
- The five-place improvement was tied for the second-best in the league with Georgia Tech (picked ninth, finished fourth).
- The Tigers earned their 13th NCAA Tournament berth in program history and second in the last four years (in the three if you include the 2020 postseason being cancelled).
- Head Coach Brad Brownell won his 200th game as Clemson's coach last season and stands at 206 wins all-time in charge of the Tigers.

STATISTICAL OUTLOOK

--/--	Clemson	Ht.	Wt.	Yr.	Hometown	GP/GS	PPG	RPG	APG	MPG
G 0	*Josh Beadle*	*6-3*	*180*	*Fr.*	*Columbia, S.C.*			*REDSHIRT*		
F 1	Ian Schieffelin	6-7	225	Fr.	Loganville, Ga.	8/0	2.8	1.8	0.3	8.2
G 2	Al-Amir Dawes	6-2	182	Jr.	Newark, N.J.	9/9	11.1	4.1	1.9	31.1
G 3	Chase Hunter	6-3.5	204	So.	Atlanta, Ga.	9/0	4.4	2.1	1.3	17.6
G 4	Nick Honor	5-10	195	RJr.	Orlando, Fla.	9/9	11.2	1.9	3.7	29.7
F 5	Hunter Tyson	6-8	215	Sr.	Monroe, N.C.	9/9	11.3	5.3	1.0	28.7
F 10	Ben Middlebrooks	6-10	232	Fr.	Fort Lauderdale, Fla.	9/0	0.9	1.0	0.3	3.7
G 11	Parker Fox	6-7	210	Sr.	Reno, Nev.	3/0	1.0	0.7	0.0	2.0
G 12	Alex Hemenway	6-3.5	195	Jr.	Newburgh, Ind.	7/0	3.0	1.4	0.0	10.2
G 13	David Collins	6-4.5	217	+Sr.	Youngstown, Ohio	9/9	10.9	6.3	2.0	28.2
G 14	Devin Foster	6-2	180	Jr.	Canton, Mass.	3/0	0.0	0.3	0.0	1.5
G 15	Jack Nauseef	6-1	160	Jr.	Dayton, Ohio	2/0	0.0	0.0	0.0	1.5
F 24	PJ Hall	6-10	240	So.	Spartanburg, S.C.	9/9	13.9	5.4	1.6	24.9
F 33	Naz Bohannon	6-6	232	+Sr.	Lorain, Ohio	9/0	4.7	4.0	2.6	19.5

2021-22 CLEMSON BROADCAST SHEET

0



JOSH BEADLE

FR. • G • 6-3 • 180 • COLUMBIA, S.C./CARDINAL NEWMAN

	MIN	PTS	REB	AST	FG%	3FG%	FT%
21-22	REDSHIRT						
Career	--	--	--	--	--	--	--
Season Highs:							

» Rated as a three-star prospect, according to 247Sports and Rivals.
» Averaged 16.9 points, 6.2 rebounds, 3.8 assists and 1.4 steals per game as a senior at Cardinal Newman. Eclipsed 1,000 career points.
» Won back-to-back SCISA Class 3A Championships and led team in scoring. Last three seasons: shot over 50.0%, 40.0% from three, 70.0% at the line.
» Three-time All-Region, All-State, All-Tournament and All-Star player.
» Chose Clemson over Wake Forest and VCU.

1



IAN SCHIEFFELIN (CHEF-LIN)

FR. • F • 6-7 • 225 • LOGANVILLE, GA./GRAYSON

	MIN	PTS	REB	AST	FG%	3FG%	FT%
21-22	8.2	2.8	1.8	0.3	.615	.750	.429
Career	8.2	2.8	1.8	0.3	.615	.750	.429
Season Highs:	*PTS (6), FG (3), FT (2), REB (4), OREB (2), AST (1), STL (1)*						

» Scored season-high six points (3-for-3), grabbed four rebounds, one assist and one steal.
» Rated three-star prospect, according to 247Sports and Rivals.
» Averaged 12.0 points, 12.0 rebounds and 3.0 blocks per game as a senior for a top-ranked program in Georgia (Grayson HS). Finished 10th in country and No. 1 among public schools.
» Helped lead Grayson to a Region 8-AAAAAAA championship and 25-4 record as a soph.
» Chose Clemson over Virginia Tech and Dayton.

2

AL-AMIR DAWES

JR. • G • 6-2 • 182 • NEWARK, N.J./THE PATRICK SCHOOL

	MIN	PTS	REB	AST	FG%	3FG%	FT%
21-22	31.1	11.1	4.1	1.9	.451	.489	.867
Career	28.4	9.3	2.7	2.2	.406	.371	.867
Season Highs:	*PTS (21), FG (7), 3FG (4), FT (4), REB (7), AST (3), STL (2)*						

» Season-high 21 points vs. Presbyterian (Nov. 9); 5 double-digit scoring games in 2021-22.
» In 2020-21, Clemson was 9-2 in games that Dawes netted double figures in scoring.
» Scored in double figures 11 times last season, including shooting a career-best 42.1 percent from the floor and 39.4 percent from three.
» Career-high 22 points at Boston College (Feb. 22, 2020).
» Chose Clemson over Providence, Seton Hall, St. John's and UCONN.

3



CHASE HUNTER

R-SO. • G • 6-3.5 • 204 • ATLANTA, GA./WESTLAKE HS

	MIN	PTS	REB	AST	FG%	3FG%	FT%
21-22	17.6	4.4	2.1	1.3	.342	.273	.786
Career	16.0	3.7	1.4	1.1	.335	.217	.703
Season Highs:	*PTS (15), FG (5), 3FG (3), FT (3), OREB (3), REB (3), AST (3), BLK (1), STL (1)*						

» Scored career-high 15 points (5-7 FG, 3-4 3FG) at Miami (Dec. 4).
» Suffered a foot fracture that limited him to just nine games in 2019-20.
» Averaged 5.3 points, 1.0 rebound, 1.6 assists and 0.8 steals per contest as a freshman.
» Came to Clemson as a four-star prospect and No. 98 overall in 247Sports' Top 100.
» Rated the No. 4 player in the state of Georgia and the No. 14 combo guard in the country.
» Chose Clemson over Georgia, Virginia, Oklahoma and Michigan State.

4



NICK HONOR

R-JR. • G • 5-10 • 195 • ORLANDO, FLA./LAKE HIGHLAND HS/FORDHAM

	MIN	PTS	REB	AST	FG%	3FG%	FT%
21-22	29.7	11.2	1.9	3.7	.487	.436	.889
Career	30.5	12.1	1.9	2.8	.390	.354	.807
Season Highs:	*PTS (19), FG (7), 3FG (4), FT (3), REB (2), AST (7), STL (5), BLK (1)*						

» 19 points and 7-7 FG, 4-4 3FG in win over Temple; Scored 12-straight in the first half.
» Career high five steals in victory over Wofford; career-high seven assists vs. Bryant.
» Averaged 8.1 points, 1.3 rebounds, 2.2 assists and 1.3 steals per game last season.
» Hit game-winning 3-pointer with 1.1 seconds left to top Georgia Tech last season.
» Scored season-high 21 points (8-11 FG, 5-6 3FG) in OT win vs. NC State (Jan. 5).
» Named to All-Tournament Team in Space Coast Challenge; 17 pts vs. Purdue.
» Ran point guard for Clemson's scout team in 2019-20.

5



HUNTER TYSON

SR. • F • 6-8 • 215 • MONROE, N.C./PIEDMONT HS

	MIN	PTS	REB	AST	FG%	3FG%	FT%
21-22	28.7	11.3	5.3	1.0	.480	.367	.826
Career	14.0	5.2	2.8	0.4	.425	.335	.750
Season Highs:	*PTS (20), FG (8), 3FG (2), FT (4), REB (7), AST (3), BLK (1), STL (2)*						

» Six double-figure scoring games this season, including 10 points each in the last two games.
» Scored season-high 20 points in win over Bryant (Nov. 15).
» Averaged career-highs in points (7.5) and rebounds (4.2) last season.
» Has netted double figures in points 14 times in his career, including a career-high 21 points against Wake Forest on Jan. 21, 2020.
» First career start came against South Carolina (Dec. 15, 2019).

10



BEN MIDDLEBROOKS

FR. • F • 6-10 • 232 • FORT LAUDERDALE, FLA./WESTMINISTER ACADEMY

	MIN	PTS	REB	AST	FG%	3FG%	FT%
21-22	3.7	0.9	1.0	0.3	.667	.000	1.000
Career	3.7	0.9	1.0	0.3	.667	.000	1.000
Season Highs:	*PTS (6), FG (2), FT (2), REB (3), OREB (1), AST (2), BLK (2)*						

» Rated a four-star prospect according to ESPN and reclassified from the Class of 2022. Middlbrooks was a Top 100 player in the Class of 2022.
» Averaged 20.5 points and 13.6 rebounds per game as a senior.
» Chose Clemson over Florida, Auburn, Georgia, Ole Miss, Virginia Tech, Notre Dame and Dayton.
» Sister, Mackenzy, was a member of Clemson's women's tennis program (graduated 2021).

11

PARKER FOX

SR. • F • 6-7 • 210 • RENO, NEV./OCONEE COUNTY (GA.)

	MIN	PTS	REB	AST	FG%	3FG%	FT%
21-22	2.0	1.0	0.7	0.0	1.000	1.000	.000
Career	1.7	0.8	0.3	0.1	.714	.667	.333
Season Highs:	*PTS (3), FG (1), 3FG (1), REB (1), BLK (1)*						

» Was put on full scholarship on August 18, 2021 (video available online if needed).
» Appeared in 16 games throughout his career and has played 26 minutes.
» Scored a career-best four points last season vs. South Carolina State (Dec. 2, 2020).
» 4-for-6 from the floor in his career and 3-for-5 from three. Has totaled three rebounds and one assist.
» Father, Mark, is the Head Coach at the University of California.

12



ALEX HEMENWAY

JR. • G • 6-3.5 • 195 • NEWBURGH,IND./CASTLE HS

	MIN	PTS	REB	AST	FG%	3FG%	FT%
21-22	10.2	3.0	1.4	0.0	.350	.385	.400
Career	13.7	4.5	1.2	0.4	.436	.419	.800
Season Highs:	*PTS (6), FG (2), 3FG (2), FT (2), REB (3), OREB (1)*						

» Appeared in 24 games last season, including 11 starts (first of his career).
» Career-high 17 points and five made threes at Wake Forest (Feb. 24)
» As it stands, he ranks sixth all-time in 3-point percentage in school history (41.9%).
» In 42 career games, he's shooting 45.1% from the floor, 42.9% from three and 83.3% at the line.
» Chose Clemson over Nebraska, Creighton, DePaul and Belmont.
» Father, Todd, played high school soccer in Indiana with Head Coach Brad Brownell.

13

DAVID COLLINS

+SR. • G • 6-4.5 • 217 • YOUNGSTOWN, OHIO/FIRST LOVE CHRISTIAN ACAD./USF

	MIN	PTS	REB	AST	FG%	3FG%	FT%
21-22	28.2	10.9	6.3	2.0	.537	.417	.525
Career	30.5	13.1	3.7	2.6	.425	.326	.660
Season Highs:	*PTS (14), FG (6), 3FG (1), FT (3), REB (9), AST (3), STL (3)*						

» Second career double-double vs. Rutgers (Nov. 30) with 18 points and 10 rebounds.
» Scored 1,516 career points at South Florida (seventh-most in program history), which included a 587-point campaign in 2018-19. That is the sixth-most points in a single season in program history.
» Set the attempts (739) and makes (493) records in the AAC.
» Has earned All-AAC Rookie and Third Team honors during his time in Tampa.
» Earned undergraduate degree from USF in business finance.

24



PJ HALL

SO. • F • 6-10 • 240 • SPARTANBURG, S.C./DORMAN HS

	MIN	PTS	REB	AST	FG%	3FG%	FT%
21-22	24.9	13.9	5.4	1.6	.533	.346	.692
Career	14.4	6.6	3.0	0.5	.516	.268	.714
Season Highs:	*PTS (22), FG (8), 3FG (3), FT (7), REB (8), OREB (3), AST (3), BLK (3), STL (1)*						

» Eight consecutive double-figure scoring games.
» Career-high-tying 22 points vs. St. Bonaventure; Tied career high in rebounds with eight; Set career-high with three offensive rebounds.
» 2020 No. 1 prospect in the state of South Carolina; ESPN ranked Hall No. 60 in its Top 100.
» Highest rated prospect of the Brownell Era and fourth all-time at Clemson (247Sports).
» Sister, Thayer, plays volleyball for the Florida Gators.
» Chose Clemson over Virginia Tech, Florida, Tennessee, Georgia Tech and South Carolina.

33

NAZ BOHANNON (NAHZ)

+SR. • F • 6-6 • 232 • LORAIN, OHIO/LORAIN/YOUNGSTOWN STATE

	MIN	PTS	REB	AST	FG%	3FG%	FT%
21-22	19.5	4.7	4.0	2.6	.559	.000	.667
Career	30.0	10.0	8.0	2.5	.490	.228	.589
Season Highs:	*PTS (10), FG (5), FT (3), REB (7), OREB (3), AST (4), BLK (1)*						

» One of eight players dating back to the 1992-93 season to post at least 1,200 points, 1,000 rebounds and 300 assists in a career (College Basketball Reference).
» Averaged 16.5 points and 8.2 rebounds last year, shooting team-best 52.6 percent.
» Posted 11 20-point outings, including season-high 32 vs. Green Bay (Jan. 1, 2021).
» Scored 1,236 points and grabbed 990 rebounds in his career.
» Graduated Youngstown State with a degree in business administration.

14

DEVIN FOSTER

JR. • G • 6-2 • 180
CANTON, MASS.
CANTON

» Promoted undergraduate manager.
» 2019 Mr. Basketball in Massachusetts
» All-time leading scorer at Canton HS (1,306 points).

15



JACK NAUSEEF

JR. • G • 6-1 • 180
DAYTON, OHIO
CHAMINADE JULIENNE CATHOLIC

» Promoted undergraduate manager
» Team captain and two-year starter in high school

ROSTER

ALPHABETICAL

No	Name	Pos	Hgt	Wgt	Cl.	Exp.	Hometown	Previous School
0	Josh Beadle	G	6-3	180	Fr.	HS	Columbia, S.C.	Cardinal Newman HS
33	Naz Bohannon	F	6-6	232	+Sr.	TR	Lorain, Ohio	Youngstown State
13	David Collins	G	6-4.5	217	+Sr.	TR	Youngstown, Ohio	USF
2	Al-Amir Dawes	G	6-2	182	Jr.	2VL	Newark, N.J.	The Patrick School
14	Devin Foster	G	6-2	180	Jr.	HS	Canton, Mass.	Canton HS
11	Parker Fox	G	6-7	210	Jr.	3VL	Reno, Nev.	Oconee HS (GA
24	PJ Hall	F	6-10	240	So.	1VL	Spartanburg, S.C.	Dorman HS
12	Alex Hemenway	G	6-3.5	195	Jr.	2VL	Newburgh, Ind.	Castle HS
4	Nick Honor	G	5-10	195	RJr.	1VL	Orlando, Fla.	Fordham
3	Chase Hunter	G	6-3.5	204	RSo.	2VL	Atlanta, Ga.	Westlake HS
10	Ben Middlebrooks	F	6-10	240	Fr.	HS	Fort Lauderdale, Fla.	Westminster Academy
15	Jack Nauseef	G	6-1	160	Jr.	HS	Dayton, Ohio	Chaminade Julienne Catholic
1	Ian Schieffelin	F	6-7	225	Fr.	HS	Loganville, Ga.	Grayson HS
5	Hunter Tyson	F	6-8	215	Sr.	3VL	Monroe, N.C.	Piedmont HS

NUMERICAL

No	Name	Pos	Hgt	Wgt	Cl.	Exp.	Hometown	Previous School
0	Josh Beadle	G	6-3	180	Fr.	HS	Columbia, S.C.	Cardinal Newman HS
1	Ian Schieffelin	F	6-7	225	Fr.	HS	Loganville, Ga.	Grayson HS
2	Al-Amir Dawes	G	6-2	182	Jr.	2VL	Newark, N.J.	The Patrick School
3	Chase Hunter	G	6-3.5	204	RSo.	2VL	Atlanta, Ga.	Westlake HS
4	Nick Honor	G	5-10	195	RJr.	1VL	Orlando, Fla.	Fordham
5	Hunter Tyson	F	6-8	215	Sr.	3VL	Monroe, N.C.	Piedmont HS
10	Ben Middlebrooks	F	6-10	232	Fr.	HS	Fort Lauderdale, Fla.	Westminster Academy
11	Parker Fox	G	6-7	210	Sr.	3VL	Reno, Nev.	Oconee HS (Ga.)
12	Alex Hemenway	G	6-3.5	195	Jr.	2VL	Newburgh, Ind.	Castle HS
13	David Collins	G	6-4.5	217	+Sr.	TR	Youngstown, Ohio	USF
14	Devin Foster	G	6-2	180	Jr.	HS	Canton, Mass.	Canton HS
15	Jack Nauseef	G	6-1	160	Jr.	HS	Dayton, Ohio	Chaminade Julienne Catholic
24	PJ Hall	F	6-10	240	So.	1VL	Spartanburg, S.C.	Dorman HS
33	Naz Bohannon	F	6-6	232	+Sr.	TR	Lorain, Ohio	Youngstown State

Head Coach: Brad Brownell
Assistant Coaches: Antonio Reynolds Dean, Kareem Richardson, Dick Bender
Director of Basketball Operations: Matt Bucklin
Special Assistant to the Head Coach: Jeff Reynolds
Strength & Conditioning: Justin McClelland
Director of Player Development: Terrell McIntyre
Sports Medicine: Brad Crowe
Video Coordinator: Amit Tailor
Nutritionist: Michelle Sweeney
Graduate Manager: Will Durham
Undergraduate Managers: Joel Dance (Head Manager), Conner Pederson (Assistant *to the* Head Manager), Luke Ferrell, Robert Liollio, Daniel Nauseef, Andrew Latiff, Hayden Johnson, Tyler Pepicilli, Stuart Derrick, Cameron White, John Moreir, Jacorie McCall

PRONUNCIATION GUIDE

Naz Bohannon	**NAHZ**
Brad Brownell	**BROW-nehl**
Jack Nauseef	**NAW-seef**
Ian Schieffelin	**CHEF-lin**

CLEMSON TIGERS BLUEPRINT

Via High School Ranks (8)
Josh Beadle (2021 recruiting class)
Al-Amir Dawes (2019 recruiting class)
Parker Fox (2018 Recruiting Class)
PJ Hall (2020 recruiting class)
Alex Hemenway (2019 recruiting class)
Chase Hunter (2019 recruiting class)
Ben Middlebrooks (2021 recruiting class)
Ian Schieffelin (2021 recruiting class)
Hunter Tyson (2018 recruiting class)

Via Transfer Portal (3)
Naz Bohannon (2021 transfer from Youngstown State)
David Collins (2021 transfer from USF)
Nick Honor (2019 transfer from Fordham)

Via Walk-On (2)
Devin Foster (2019 Recruiting Class - Elevated manager)
Jack Nauseef (2019 Recruiting Class - Elevated manager)

HEAD COACH BRAD BROWNELL

(Clicking on Coach Brownell's headshot will take you to his online bio)

CAREER RECORDS

Overall Record: 373-239
Conference Games (regular season career): 196-141
Non-Conference Games (at Clemson): 106-44
ACC Tournament: 5-10
NCAA Tournament (career): 3-6
Overtime Games (at Clemson): 12-7
NIT (career): 4-3

CAREER RECORDS (ACC PLAY)

Overall Record (Regular Season): 95-100
Overall Record (inc. postseason): 100-110
ACC Tournament: 5-9

ALL-TIME WINNINGEST COACHES

1.	***Brad Brownell (2010-present)***	***206-154***
2.	Cliff Ellis (1985-94)	177-128
3.	Bill Foster (1975-84)	156-106
4.	Oliver Purnell (2003-10)	138-88
5.	Joe Davis (1932-40)	101-86

CAREER COACHING RECORDS

Season Victories: 25
Cliff Ellis, 1986-87
Oliver Purnell, 2006-07
Brad Brownell, 2017-18

ACC Season Victories
11, Brad Brownell, 2017-18

ACC Home Victories
8, Brad Brownell, 2017-18; 2020-21

ACC Regular Season Career Victories
95, Brad Brownell (95-100), 2010-21

Overall Wins vs. ACC Teams
100, Brad Brownell (100-110), 2010-21

Overall Winning Percentage
vs. ACC Teams: .476, Brad Brownell (100-110), 2010-21

Overall ACC Home Winning Percentage
.694, Brad Brownell (75-33), 2010-21

BROWNELL'S YEAR-BY-YEAR HEAD COACHING RECORD

YEAR	SCHOOL	OVERALL	.PCT	CONF.	POSTSEASON
2002-03	UNC Wilmington	24-7	.744	15-3	NCAA, 1st round
2003-04	UNC Wilmington	15-15	.500	9-9	
2004-05	UNC Wilmington	19-10	.655	13-5	
2005-06	UNC Wilmington	25-8	.758	15-3	NCAA, 1st round
2006-07	Wright State	23-10	.697	13-3	NCAA, 1st round
2007-08	Wright State	21-10	.677	12-6	
2008-09	Wright State	20-13	.606	12-6	
2009-10	Wright State	20-12	.625	12-6	
2010-11	Clemson	22-12	.647	9-7	NCAA, 2nd round
2011-12	Clemson	16-15	.516	8-8	
2012-13	Clemson	13-18	.419	5-13	
2013-14	Clemson	23-13	.639	10-8	NIT, Semifinals
2014-15	Clemson	16-15	.516	8-10	
2015-16	Clemson	17-14	.548	10-8	
2016-17	Clemson	17-16	.515	6-12	NIT, 1st Round
2017-18	Clemson	25-10	.714	11-7	NCAA, Sweet 16
2018-19	Clemson	20-14	.588	9-9	NIT, 2nd Round
2019-20	Clemson	16-15	.516	9-11	No Postseason Due to COVID-19
2020-21	Clemson	16-8	.667	10-6	NCAA, 1st Round
2021-22	Clemson	5-4	.556	0-1	

HEAD COACHING SUMMARY

at UNC Wilmington	83-40	.675	52-20
at Wright State	84-45	.651	49-21
at Clemson	206-154	.572	95-100
TOTALS	**373-239**	**.609**	**196-141**

NOTE: Conference record is regular season only.

ABOUT BRAD BROWNELL

Born November 15, 1968
Hometown Evansville, Indiana
High School Harrison High School
Degree DePauw University (1991); history
Master's University of Indianapolis (1994); history

FAMILY
Wife Paula
Daughter Abby
Daughter Kate

COACHING EXPERIENCE

Years	School, Position
1991-92	Evansville, graduate assistant
1992-94	Indianapolis; assistant coach
1994-2002	UNC Wilmington, assistant coach
2002-06	UNC Wilmington, head coach
2006-10	Wright State, head coach
2010-pres.	Clemson, head coach

PLAYING EXPERIENCE

Years
1988-91 DePauw University
(Ranks seventh in school history in career assists - 332; 15th in steals - 102; 17th in free throw percentage - .782)
1989-90 Season
.899 free throw percentage; 132 assists, 47 steals (all top 10 single season; 2nd in FT, 10th in AST, 9th in STL)

COACHING HONORS

2003	Colonial Athletic Association Coach of the Year
2006	Colonial Athletic Association Coach of the Year
2008	Horizon League Coach of the Year
2018	Sports Illustrated College Basketball Coach of the Year

COACHING TREE
Zavier Anderson *(Assistant coach at Florida International)*
Colton Ayers *(Assistant coach at Limestone College)*
Nick Bowman *(Associate head coach at Nicholls State)*
Tee Butters *(Associate head coach at Charleston Southern)*
Kylen Butler *(Director of Recruiting at Grand Canyon)*
Mark Byington *(Head coach at James Madison)*
Austin Claunch *(Head coach at Nicholls State)*
Aaron Coombs *(Head coach at Georgia Southwestern State)*
Billy Donlon *(Head coach at UMKC)*
Jimmy Garrity *(Head women's coach at Wofford)*
Earl Grant *(Head coach at Boston College)*
Marty McGillan *(Assistant coach at Longwood)*
Riley McGillan *(Assistant coach at Lenoir-Rhyne)*
Rick Ray *(Assistant coach at Colorado)*
Richie Riley *(Head coach at South Alabama)*
Tanner Smith *(Assistant coach at Stephen F. Austin)*

NBA DRAFT PICKS UNDER BROWNELL

2014	K.J. McDaniels, 32nd to Philadelphia
2017	Jaron Blossomgame, 59th to San Antonio

TEAM NOTES

SERIES HISTORY VS. DRAKE

- This marks the first matchup between Clemson and Drake all time.
- Clemson is 8-3 all-time against members of the Missouri Valley Conference.
- The Tigers are 6-2 against MVC members on a neutral floor.

HOLIDAY HOOPSGIVING

- This marks the second consecutive season that the Tigers will compete in the Holiday Hoopsgiving event.
- Last year Clemson defeated Alabama 64-56.

CLEMSON FROM DOWNTOWN

- Clemson has gotten off to a red-hot start from 3-point land in the early going this season.
- The Tigers are shooting 41.8 percent this season (77-for-184).
- As it stands, the Tigers are second in the ACC and are ninth nationally in 3-point shooting, despite a 4-for-18 shooting night at Rutgers (Nov. 30).
- Clemson opened the season with four-straight games of shooting 40.0 percent or better from three. The first four game stretch since Jan. 28-Feb. 8, 2018.
- It marked the first time in Clemson history the Tigers have started a season with four consecutive games that way.
- Clemson has just one game of less than eight 3-pointers in a game this season and has hit double digit threes twice, including a season-high 11 against Temple (Nov. 18).

CLEMSON DEFENDING THE ARC

- Clemson has limited opponents to just 30.1 percent shooting from three this season.
- In five of the Tigers' first eight games this season they have held opponents to less than 30.0 percent.
- It marks the first time since 2013-14 that the Tigers have done so.
- Defensively, the Tigers are limiting opponents to just 31.7 percent (66-for-208) shooting from three. That number sits fourth in the ACC.

CLEMSON FROM THE FIELD

- Clemson currently ranks 33rd nationally in field goal percentage (48.8 percent).
- That mark is good for third in the league.
- The Tigers rank in the top five of field goal percentage offense (third) and defense (second) in the ACC.
- Clemson also ranks second in the league in 3-point shooting.

ACC FIELD GOAL PERCENTAGE LEADERS

Rk	School	FGM	FGA	Pct.
1.	Wake Forest	264	528	.500
2.	North Carolina	235	477	.493
3.	**Clemson**	**241**	**494**	**.488**
4.	Georgia Tech	222	463	.479
5.	Duke	251	529	.474

ACC FIELD GOAL PERCENTAGE DEFENSE LEADERS

Rk	School	FGM	FGA	Pct.
1.	Louisville	180	465	.387
2.	**Clemson**	**207**	**522**	**.397**
3.	Virginia	204	512	.398
4.	Virginia Tech	216	540	.400
5.	Florida State	184	452	.407

ACC 3-PT FIELD GOAL PERCENTAGE LEADERS

Rk	School	FGM	FGA	Pct.
1.	North Carolina	71	164	.433
2.	Clemson	77	184	.418
3.	Virginia Tech	89	220	.405
4.	Georgia Tech	56	139	.403
5.	Boston College	51	134	.381

CLEMSON TOUGH TO BEAT WHEN ALLOWING 50 OR LESS POINTS

- In Brad Brownell's tenure as head coach at Clemson, the Tigers are a combined 51-2 when they allow 50 or less points to its opponent.
- The Tigers have won their last 30 contests in which they have allowed 50 or less points.
- Clemson's first in 2021-22 was a 75-48 thrashing of Temple in the quarterfinal round of the Shriners Children's Charleston Classic.
- The third time in ACC play last season and fifth time overall, the Tigers allowed just 39 points in a 60-39 rout of Wake Forest.
- The second time in ACC play in 2020-21 and fourth time overall, the Tigers allowed 50 points or less in 63-50 win over North Carolina.
- The 50 points allowed to the Tar Heels last season was the fewest in the series since 1985 and tied for the fewest allowed since 1940.
- The Tigers also held Louisville to 50 or less in a 54-50 victory over No. 25 Louisville (Jan. 27, 2021).
- For the second time in 2020-21, the Tigers held their opponent to less than 50 points. Clemson held SC State to just 38 points in the Tigers' home opener.
- In the 2020-21 season opener, the Tigers held Mississippi State to just 42 points in an 11-point victory.
- In 2018-19 the Tigers held Jacksonville to just 39 total points (only 11 in the second half) en route to a 68-39 victory last season.
- In just the Tigers' second game of the 2019-20 season, they held Presbyterian to just 45 points, marking the first time this season they have held an opponent under the 50-point threshold.
- Clemson went 4-0 during 2018-19 in such games.
- The Tigers topped Pittsburgh with a 62-48 victory on the road on Feb. 27.
- Clemson rolled Georgia Tech on the road on Feb. 6, 65-42, and clinching the fewest points allowed in consecutive ACC games in Clemson history.
- The Tigers dominated Wake Forest on Feb. 3, 64-37, holding the Demon Deacons to the lowest point total allowed in an ACC game under Brownell.
- The 37 points ties Georgia Tech from a Feb. 21, 2012, 56-37, Tiger victory.
- The 40th win came on Nov. 20 in the Cayman Islands Classic semifinals with a 64-49 win over Georgia.
- The only losses on the record are losses to Virginia (49-47, Feb. 2, 2011) and Miami (45-43, Feb. 17, 2013).

CLEMSON'S RECORD IN GAMES ALLOWING 50 POINTS OR LESS (UNDER BROWNELL)

Year	Record
2010-11	6-1
2011-12	7-0
2012-13	6-1
2013-14	9-0
2014-15	3-0
2015-16	4-0
2016-17	2-0
2017-18	2-0
2018-19	4-0
2019-20	2-0
2020-21	5-0
2021-21	**1-0**
RECORD	**51-2**

SEASON OPENING DOMINANCE

- With a win over Presbyterian on Nov. 9, Clemson has won 36-out-of-37 games to open a season, which dates back to the 1985-86 season.
- Head coach Brad Brownell is 11-1 in season openers at Clemson.

OVERCOMING 10-POINT DEFICITS

- Clemson has overcome a 10-point or more deficit six times dating back to the beginning of the 2019-20 season.
- The Tigers overcame five 10-point or more deficits in 2019-20.
- Clemson erased an early 11-point deficit in the 2021-22 season opener against Presbyterian to win by the same margin (64-53).
- The Tigers used a 40-21 second half, which also included an 18-2 run to engineer the comeback.

OVERCOMING 10-POINT DEFICITS (SINCE 2019)

Date	Opponent	Down	Time (Half)	Score	Final
11-9-21	Presbyterian	11	1:16 (1)	19-30	64-53
2-29-20	Florida State	10	19:40 (2)	32-42	70-69
1-28-20	Syracuse	10	16:26 (2)	35-45	71-70
1-21-20	Wake Forest	10	7:38 (1)	17-27	71-68
1-11-20	North Carolina	10	2:08 (2)	58-68	^79-76
11-24-19	TCU	15	7:39 (2)	37-52	^62-60

CLEMSON HAS OVERCOME HALFTIME DEFICIT 11 TIMES SINCE 2019-20

- Clemson overcame an eight point deficit in the season opener and would go on to beat Presbyterian by 11.
- Clemson overcame a halftime deficit to win five times last season, including in three consecutive games earlier in the year.
- The Tigers trailed Georgia Tech 30-26 at the half before exploding for 48 second-half points and winning the game on a Nick Honor buzzer-beating 3-pointer.
- Clemson trailed Louisville 22-21 on Jan. 27, 2021 and overcame the slim halftime margin to win 54-50.
- The Tigers trailed by seven to NC State at home on Jan. 5, 2021, but were able to overcome the halftime deficit and force overtime.
- In Clemson's first overtime game this season, the Tigers prevailed 12-8 in the extra period for a 74-70 win.
- Clemson found themselves trailing Miami (Jan. 2, 2021), 34-32 and won the second half by a 34-31 tally for a one-point victory.
- Clemson's first halftime deficit overcome was a 34-29 halftime deficit to defeat Florida State on Dec. 29, 2020. It was Clemson's first victory after trailing at the half this season.
- Last season, the Tigers overcame six games with a halftime deficit and won, which ties the program record.
- The record for halftime deficits overcome for victory is six, and was also previously set in 1989-90 and 2013-14.

OVERCOMING HALFTIME DEFICITS (2019-20 to Present)

Date	Site	Half	Opponent	Half Margin	Final
11-9-21	**H**	**24-32**	**Presbyterian**	**-8**	**64-53**
2-12-21	H	26-30	Georgia Tech	-4	74-72
1-27-21	H	21-22	Louisville	-1	54-50
1-5-21	H	32-39	NC State	-7	74-70 (OT)
1-2-21	A	32-34	Miami (Fla.)	-2	66-65
12-29-20	H	29-34	Florida State	-5	77-67
3-11-20	N	21-23	Miami (Fla.)	-2	69-64
2-29-20	H	32-39	Florida State	-7	70-69
1-28-20	H	33-35	Syracuse	-2	71-70
1-21-20	H	31-37	Wake Forest	-6	71-68
1-11-20	A	29-39	North Carolina	-10	79-76 (OT)
11-24-19	N	23-25	TCU	-2	62-60 (OT)

BOLD signifies this current 2021-22 season

CLEMSON'S TRANSFER PRODUCTION

- Head Coach Brad Brownell added two highly experienced and productive transfers during the offseason.
- The Tigers welcomed David Collins (South Florida) and Naz Bohannon (Youngstown State) into the fold for the 2021-22 season.
- Both players have had ultra-impressive careers to this point, combining for 2,776 total points.
- That point total is ninth-best in the nation for the 2021-22 class of transfers as it pertains to new schools.

Stats are prior to games played in 2021-22

TEAM NOTES

PRONUNCIATION GUIDE

COACHES

HC Brad **Brownell**	BROW-nehl
Player Development **Terrell** McIntyre	TUH-rell
Athletic Trainer Brad **Crowe**	"Crow"
Video Coordinator **Amit Tailor**	uh-MEET Taylor

PLAYERS

F **Naz** Bohannon	NAHZ
G Jack **Nauseef**	NAW-seef
Ian **Schieffelin**	CHEF-lin

HOMETOWNS/HIGH SCHOOLS

Chaminade Julienne Catholic (Jack Nauseef)	SHA-min-nod
Oconee High School (Ga.) (Parker Fox)	OH-cone-ee

NCAA 2021-22 CLASS (DIVISION I ONLY)

Rk	School	Number of Transfers	Career Points
1.	Arkansas	6	4,125
2.	Florida	4	3,882
3.	SMU	4	3,733
4.	Penn State	4	3,577
5.	Kentucky	4	3,538
6.	Georgia	5	3,354
7.	Utah	6	3,175
8.	Arizona State	3	3,132
9.	**Clemson**	**2**	**2,776**
10.	Washington State	3	2,743
11.	Stony Brook	3	2,497
12.	TCU	7	2,481
13.	USF	7	2,337

IT'S IN THE CLEMSON FAMILY

- Head Coach Brad Brownell added new staff this season, including Assistant Coach Kareem Richardson and Special Assistant to the Head Coach Jeff Reynolds.
- While Coach Brownell was a graduate assistant at the University of Evansville, he was involved to a degree in the recruitment of current Assistant Coach Kareem Richardson.
- For a recruiting visit, Brownell drove from Evansville to Richardson's house in Rantoul, Ill. He drove him and his family to the airport and then drove back to Evansville.
- Although Richardson began his career at East Carolina, he later transferred to Evansville, at which point Brownell was a member of the coaching staff at UNC Wilmington.
- Brownell jokes now that he finally recruited Coach Richardson when he hired the veteran coach this past summer.
- Coach Reynolds enters his first season at Clemson with four decades of experience at the collegiate level.
- Reynolds will be on staff for Hunter Tyson's senior season, which provides a special overlap for him.
- While the head coach at Wingate University, Reynolds coached Tyson's father, Jonathan.
- Jonathan Tyson was an All-State selection by USA Today in 1997 and posted a then record of 1,650 points at Sun Valley High in Monroe, N.C.
- The elder Tyson was a two-time South Atlantic Conference Second Team selection in 1999-00 and a First Team selection 2000-01.
- During Tyson's player career under Reynolds, Wingate won two conference championships and advanced to the second round of two NCAA Division II Tournaments.
- While Reynolds was an assistant at UNCG in 1995, he recruited the Tigers' second all-time leading scorer and current Director of Player Development Terrell McIntyre. Needless to say, Reynolds is happy to finally be working with McIntyre.
- Current undergraduate manager Conner Pederson is the son of former basketball manager and current Lander women's basketball Head Coach Kevin Pederson.
- Conner is in his sophomore year and second working with the men's program. His sister, Clary, works with the women's program as a freshman.
- Conner's mom, Adair, was as student worker in the sports information office for longtime SID and current basketball radio analyst Tim Bourret. Adair's father, Gary Clary, worked as a student in sports information for legendary SID Bob Bradley.

CLEMSON CONSISTENTLY EXCEEDING PRESEASON EXPECTATIONS

- The Tigers were picked to finished 11th in the ACC this season, as voted on by selected media members.
- Clemson has exceeded the preseason poll projection eight times in Head Coach Brad Brownell's 11 full seasons leading the program.
- With a 10-6 record last year, Clemson finished the season in a tie for fifth place in the ACC standings entering games. The Tigers were picked 10th in the preseason vote by the Atlantic Coast Conference Media – a five-place improvement over the preseason prediction.
- Brad Brownell's team had the second-best standing relative to its preseason prediction. Only Virginia Tech was better, standing eight spots ahead of its preseason prediction. Virginia Tech was 11th in the preseason media poll and finished in third.
- Brownell's teams have finished equal to or better than its preseason prediction by the ACC media in eight-of-his-previous 11 years. That includes a 10-place improvement in 2017-18 when the Tigers were picked 13th in the preseason and finished third.
- That is the all-time record improvement in ACC history from the preseason to the postseason. That team also reached the Sweet 16 of the NCAA Tournament and Brownell was named the National College Coach of the Year by *Sports Illustrated*.
- As you can see by the chart below, his 2013-14 finished eighth spots ahead of its prediction and the 2015-16 team was five spots better.

CLEMSON ACC STANDING RELATIVE TO PRESEASON RANKING UNDER HEAD COACH BRAD BROWNELL

Year	Preseason	Final Record	Rank	+/-
2020-21	**10th**	**10-6**	**5th**	**+5**
2019-20	**11th**	**9-11**	**8th**	**+3**
2018-19	6th	9-9	9th	-3
2017-18	**13th**	**11-7**	**3rd**	**+10**
2016-17	11th	6-12	12th	-1
2015-16	**12th**	**10-8**	**7th**	**+5**
2014-15	**11th**	**8-10**	**9th**	**+2**
2013-14	**14th**	**10-8**	**6th**	**+8**
2012-13	8th	5-13	11th	-3
2011-12	**7th**	**8-8**	**7th**	**E**
2010-11	**7th**	**9-7**	**4th**	**+3**

BOLD signifies years that Clemson finished at least even with preseason rank.

IN THE RAFTERS: CLEMSON HONORING LITTLEJOHN LEGENDS

- Clemson basketball has a rich history of incredible moments, jaw-dropping plays and legendary players. The basketball programs, IPTAY and the Block C Club have come together to recognize some of the most iconic members of the Clemson Basketball Family by hanging their jerseys from the rafters.
- The inaugural group will be celebrated throughout the 2021-22 campaign. Men's Basketball alumnus Jordan Roper, now a member of the IPTAY staff, spearheaded the initiative.
- The inaugural group of retired jerseys includes: Horace Grant, Trevor Booker, Dale Davis, Elden Campbell, Terrell McIntyre, Tree Rollins, Sharone Wright, Larry Nance, Banks McFadden, Greg Buckner and Jaron Blossomgame.
- The 11 from the men's program have combined for five NBA championships and a Slam Dunk Champion (Horace Grant – Four titles, Elden Campbell – One title, Larry Nance – Slam Dunk Champion). Ten of the members have scored 1,000 points and seven are in the Top 10, including Campbell and McIntyre – the only two members to eclipse 1,800 career points. McIntyre is currently on the men's basketball staff as the director of player development.

BRAD BROWNELL VS. 2021-22 OPPONENTS

Opponent	at Clemson	Overall
Boston College	11-3	11-3
Bryant	1-0	1-0
Charleston Southern	2-0	2-0
Drake	0-0	0-0
Duke	3-10	3-10
Florida State	8-16	8-16
Georgia Tech	17-7	17-7
Louisville	4-4	4-4
Miami (Fla.)	8-9	8-9
Miami (Ohio)	0-0	2-2
North Carolina	3-11	3-13
NC State	9-10	9-10
Notre Dame	2-6	2-6
Pittsburgh	8-3	8-3
Presbyterian	4-0	5-0
Rutgers	1-2	1-2
South Carolina	5-5	5-5
St. Bonaventure	0-1	0-1
Syracuse	5-5	5-5
Temple	1-1	1-1
Virginia	2-13	2-13
Virginia Tech	6-10	6-10
Wake Forest	13-2	13-3
West Virginia	0-1	0-1
Wofford	3-0	3-0

CLEMSON VS. 2021-22 OPPONENTS

Opponent	Overall
Boston College	19-7
Bryant	1-0
Charleston Southern	20-0
Drake	0-0
Duke	32-110
Florida State	34-45
Georgia Tech	74-66
Louisville	4-7
Miami (Fla.)	17-15
Miami (Ohio)	1-0
North Carolina	23-133
NC State	55-105
Notre Dame	2-6
Pittsburgh	8-3
Presbyterian	59-18-1
Rutgers	2-3
South Carolina	79-91
St. Bonaventure	0-1
Syracuse	7-5
Temple	2-3
Virginia	53-78
Virginia Tech	16-22
Wake Forest	65-100
West Virginia	1-4
Wofford	53-16

CLEMSON WAS HARD TO BEAT AT HOME LAST SEASON

- Clemson finished the regular season with an 11-1 (.917) home record. That winning percentage ranks highly all-time for Tiger basketball teams in Littlejohn Coliseum.
- Head Coach Brad Brownell has two seasons in the top five all-time in Littlejohn Coliseum history, which dates back to the 1968-69 season.
- In a COVID-19 year, the Tigers limited their attendance to 1,876 per home game. Clemson finished with 21,613 for the season in 12 home contests.
- That figure finished the regular season good for 19th in the country.

TEAM NOTES

LITTLEJOHN COLISEUM

First Game: Nov. 30, 1968 (Clemson 76, Georgia Tech 72)
Games: 777
Overall Record: 572-205 (.736)
Non-Conference: 352-44 (.889) | **ACC:** 220-161 (.577)
Brownell Era: 124-43 (.743) | **Non-Con:** 64-12 (.842) | **ACC:** 60-31 (.659)
Total Attendance (Avg.): 6,310,338 (8,122)
Total Attendance (Avg. Minus COVID-19): 6,288,735 (8,221)
Most Wins / Season: 16 (2006-07; 2013-14)

LITTLEJOHN COLISEUM HOME RECORD

Year	Overall	Pct.	Attn.	Avg.
1968-69	4-7	.364	55,150	5,014
1969-70	6-5	.546	50,877	4,625
1970-71	8-4	.667	63,488	5,291
1971-72	6-4	.600	81,278	8,128
1972-73	9-2	.818	85,750	7,795
1973-74	9-4	.692	103,519	7,963
1974-75	11-1	.917	113,515	9,460
1975-76	8-5	.615	107,220	8,248
1976-77	13-2	.867	134,841	8,883
1977-78	10-5	.667	138,115	9,208
1978-79	13-3	.813	144,535	9,033
1979-80	15-0	1.000	130,900	8,727
1980-81	12-4	.750	145,792	9,112
1981-82	11-5	.688	139,731	8,733
1982-83	9-7	.563	131,063	8,191
1983-84	11-5	.688	129,600	8,100
1984-85	12-4	.750	130,136	8,134
1985-86	14-5	.737	144,699	7,616
1986-87	15-2	.882	142,274	7,328
1987-88	12-4	.750	117,250	7,328
1988-89	13-1	.929	114,123	8,151
1989-90	14-0	1.000	122,540	8,753
1990-91	9-7	.563	121,314	7,582
1991-92	12-4	.750	114,691	7,168
1992-93	11-5	.688	113,803	7,113
1993-94	11-4	.733	108,074	7,205
1994-95	11-5	.688	116,754	7,297
1995-96	14-2	.875	150,037	9,377
1996-97	12-3	.800	147,019	9,801
1997-98	11-3	.786	156,103	11,151
1998-99	12-3	.800	141,728	9,449
1999-00	7-9	.438	142,679	8,918
2000-01	9-7	.563	137,909	8,619
2001-02	8-8	.500	139,954	8,747
2002-03	5-4	.555	80,600	8,956
2003-04	10-6	.625	122,900	7,681
2004-05	10-5	.667	111,886	7,459
2005-06	12-4	.750	106,251	6,641
2006-07	16-4	.800	147,122	7,356
2007-08	14-2	.875	137,739	8,609
2008-09	13-3	.813	135,619	8,476
2009-10	14-2	.875	151,442	9,465
2010-11	15-2	.882	140,920	8,289
2011-12	11-5	.688	125,249	7,828
2012-13	8-7	.533	118,305	7,887
2013-14	16-3	.842	142,231	7,486
2014-15	11-6	.611	129,800	7,635
2015-16	Home games held in Greenville, S.C. due to renovation			
2016-17	11-6	.611	123,442	7,262
2017-18	15-1	.938	123,895	7,743
2018-19	14-5	.737	133,290	7,015
2019-20	11-6	.647	116,139	6,832
2020-21*	11-1	.912	21,613	1,801
2021-22	4-0	1.000	25,443	6,361

** - limited capacity due to COVID-19 regulations and protocols (1,876 max capacity).*

Largest Crowds

Attendance	Date	W/L	Results
13,863	1-9-1980	W	Clemson 87, Duke 82 (OT)
13,136	2-28-1990	W	Clemson 97, Duke 93
12,632	1-29-1977	W	Clemson 93, UNC 73
12,611	1-7-1987	W	Clemson 73, NC State 69
12,267	1-19-1981	L	Virginia 74, Clemson 59
12,258	1-17-1981	L	Maryland 68, Clemson 62 (OT)
12,013	2-24-1990	W	Clemson 69, UNC 61
11,909	1-11-1978	L	Duke 107, Clemson 85
11,800	1-22-1975	W	Clemson 83, Maryland 82
11,800	2-22-1975	W	Clemson 92, NC State 70
11,800	1-24-1976	L	Virginia 69, Clemson 62
11,742	1-23-1988	W	Clemson 69, S. Carolina 65

Note: The arena was named for J.C. Littlejohn, a long-time Clemson University employee, for many years the school's business manager.

LITTLEJOHN COLISEUM HOME RECORD

Rk.	Year	Overall	Pct.	Attn.	Avg.
1.	1979-80	15-0	1.000	130,900	8,727
2.	1989-90	14-0	1.000	122,540	8,753
3.	***2017-18***	***15-1***	***.938***	***123,895***	***7,743***
4.	1988-89	13-1	.929	114,123	8,151
5.	***2020-21***	***11-1***	***.917***	***21,613****	***1,801****
	1974-75	11-1	.917	113,515	9,460

BOLD ITALIC *- Brad Brownell coached teams; * - limited capacity due to COVID-19 regulations and protocols (1,876 max capacity).*

CLEMSON ADDS THREE TO PROGRAM ON NATIONAL SIGNING DAY

- Head Coach Brad Brownell and his staff added three players to the Clemson University men's basketball program. **Chauncey Wiggins** (Covington, Ga./Grayson), **Chauncey Gibson** (Dallas, Texas/Kimball) and **RJ Godfrey** Jr. (Suwanee, Ga./North Gwinnett) all signed letters of intent to play for the Tigers beginning in 2022-23.
- Wiggins is a 6-9, 205-pound forward from Covington, Ga. and is rated a three-star prospect, according to 247Sports and Rivals. Wiggins averaged 12.1 points, 6.6 rebounds, 2.3 assists, 1.2 steals and 1.8 blocks per game last season for Grayson. He was high school teammates with current Tiger Ian Schieffelin (Loganville, Ga./Grayson).
- Wiggins is ranked as the fourth-best player in the 2022 class from the state of Georgia and is a Top 150 player according to 247Sports.
- Wiggins chose Clemson over NC State, Georgia, South Florida and Maryland.
- Gibson is a 6-5, 190-pound combo guard from Dallas, Texas and is rated as a three-star prospect by 247Sports and Rivals. Gibson averaged 17.6 points, 7.0 rebounds and 5.0 assists per game last season for Kimball High School.
- Gibson is listed as the No. 23 player in the state of Texas by Blue Zurtuche and Texas Basketball Review.
- He chose Clemson over SMU, Old Dominion and Texas Tech.
- Godfrey Jr. is a 6-7, 225-pound forward from Suwanee, Ga. and is rated as a three-star prospects by 247Sports (#130) and Rivals (#135). Godfrey averaged 16.0 points, 9.0 rebounds, 4.0 assists and 3.0 blocks per game last season. He is the rated the No. 5 player in the state of Georgia.
- His father, Randall Godfrey, is an 11-year NFL veteran who played linebacker for the Dallas Cowboys, Tennessee Titans, Seattle Seahawks, San Diego Chargers and the Washington Football Team.
- Godfrey chose Clemson over Ole Miss, Texas Tech, Georgia Tech, Utah and Georgia.

CLEMSON FINISHES WITH DOUBLE-DIGIT ACC WINS

- With a 77-62 win over Pittsburgh (March 6, 2021), the Tigers clinched its seventh season of winning at least 10 ACC games.
- Head Coach Brad Brownell has coached four of the teams that have secured double-digit ACC victories.
- The 10-6 mark (.625) is the best win percentage in league play since the 2007-08 season.
- The Clemson record for wins in the ACC is 11 - set by Brownell's 2017-18 (11-7) squad that later reached the Sweet 16.
- The 11 victories ties the record for wins in any conference. Clemson was 11-4 in the Southern Conference under Head Coach Banks McFadden in 1951-52.

CLEMSON'S MOST ACC WINS IN A SEASON

Year	Overall	ACC (Finish)
2017-18	**22-8**	**11-7 (T-3rd)**
1986-87	25-6	10-4 (2nd)
1989-90	24-8	10-4 (1st)

TIGERS IN THE NBA

Randy Mahaffey, F
Kentucky Colonels 1968-69
New York Nets 1969-70
Carolina Cougars 1970-71

Skip Wise, G
San Antonio Spurs 1975-76

Tree Rollins, C
Atlanta Hawks 1978-88
Cleveland Cavaliers 1989-90
Detroit Pistons 1990-91
Houston Rockets 1991-93
Orlando Magic 1993-95

Larry Nance, F
Phoenix Suns 1982-88
Cleveland Cavaliers 1988-94

Horace Grant, F
Chicago Bulls 1988-94
Orlando Magic 1994-99, 2001-03
Seattle Supersonics 1999-2000
Los Angeles Lakers 2000-01, 2003-04

Devin Gray, F
San Antonio Spurs, Sacramento Kings 1996-97
Houston Rockets 1999-2000

Elden Campbell, C
Los Angeles Lakers 1990-99
Charlotte/New Orleans Hornets 1999-2002
Seattle Supersonics 2002-03
Detroit Pistons 2003-05

Dale Davis, F
Indiana Pacers 1991-2000, 2004-05
Portland Trailblazers 2000-04
Golden State Warriors 2004-05
Detroit Pistons 2005-07

Chris Whitney, G
San Antonio Spurs 1993-95
Washington Wizards 1995-2002, 2003-04
Denver Nuggets 2002-03
Orlando Magic 2002-03

Sharone Wright, C
Philadelphia 76ers 1994-95
Toronto Raptors 1995-98

Greg Buckner, G
Dallas Mavericks 1999-2002, 2006-07
Philadelphia 76ers 2002-04
Denver Nuggets 2004-06
Minnesota Timberwolves 2007-08
Memphis Grizzlies 2008-09

Harold Jamison, F
Miami Heat 1999-2000
Los Angeles Clippers 2001-02

Will Solomon, G
Memphis Grizzlies 2001-02
Toronto Raptors, Sacramento Kings 2008-09

Trevor Booker, F
Washington Wizards 2010-14
Utah Jazz 2014-16
Brooklyn Nets 2016-18
Indiana Pacers 2018

K.J. McDaniels, G
Philadelphia 76ers 2014-15
Houston Rockets 2015-17
Brooklyn Nets 2017
Toronto Rapters 2017

Jaron Blossomgame, F
Cleveland Cavaliers 2018-19

Donte Grantham, F
Oklahoma City Thunder 2018-19

TEAM NOTES

1,000 POINT SCORERS

CLEMSON TIGER BASKETBALL 1,000-POINT CLUB

Rk	Name	Years	GP	Avg	Pts
1.	Elden Campbell*	1986-90	123	15.3	1880
2.	Terrell McIntyre*	1995-99	126	14.6	1839
3.	Butch Zatezalo*	1967-70	75	23.5	1761
4.	Greg Buckner*	1994-98	122	14.4	1754
5.	**Jaron Blossomgame**	**2013-17**	**128**	**13.5**	**1733**
6.	Trevor Booker*	2006-10	134	12.9	1725
7.	Horace Grant*	1983-87	122	13.9	1696
8.	K.C. Rivers*	2005-09	134	12.6	1684
9.	Dale Davis*	1987-91	121	13.6	1650
10.	Bill Yarborough*	1952-57	85	18.3	1553
11.	Vincent Hamilton*	1980-85	116	13.2	1530
12.	**Marcquise Reed**	**2016-19**	**99**	**15.0**	**1484**
13.	Cliff Hammonds*	2004-08	134	10.9	1465
14.	Tree Rollins*	1973-77	110	13.3	1463
15.	Will Solomon	1998-01	94	15.2	1431
16.	Stan Rome	1974-78	109	12.5	1365
	Demontez Stitt	**2007-11**	**126**	**10.8**	**1365**
18.	Vince Yockel*	1955-58	74	18.2	1350
19.	Larry Nance*	1977-81	117	11.5	1341
20.	Devin Gray	1991-95	94	14.1	1322
21.	Jim Brennan*	1961-64	76	17.3	1317
22.	Sharone Wright*	1991-94	92	14.2	1308
23.	Vernon Hamilton	2003-07	127	9.7	1238
24.	Harold Jamison	1995-99	129	9.5	1231
25.	Jim Sutherland*	1964-67	71	17.3	1230
26.	Edward Scott*	1999-03	112	10.9	1226
27.	**Andre Young**	**2008-12**	**129**	**9.5**	**1223**
28.	Shawan Robinson	2002-06	120	9.8	1177
29.	Randy Mahaffey*	1964-67	73	16.0	1171
30.	Sharrod Ford	2001-05	118	9.8	1154
	Devin Booker	**2009-13**	**128**	**9.0**	**1154**
32.	Choppy Patterson*	1959-63	76	14.8	1131
33.	Jerry Pryor	1985-89	123	9.1	1124
34.	**Aamir Simms**	**2017-21**	**122**	**9.2**	**1122**
35.	**Donte Grantham**	**2014-18**	**114**	**9.6**	**1100**
36.	**Shelton Mitchell**	**2016-19**	**94**	**11.6**	**1084**
37.	Billy Williams*	1977-80	85	12.7	1078
38.	Johnny Snee	1948-52	82	13.1	1077
39.	Colon Abraham	1874-78	106	10.0	1061
40.	**K.J. McDaniels**	**2011-14**	**94**	**11.0**	**1035**
41.	Richie Mahaffey	1966-70	75	13.6	1019
42.	Derrick Johnson	1975-79	111	9.1	1014

Note: Names in bold played for Head Coach Brad Brownell;
* - signifies Clemson Hall of Fame

2020-21	**16-8**	**10-6 (T-5th)**
2007-08	24-10	10-6 (3rd)
2013-14	**23-13**	**10-8 (6th)**
2015-16	**17-14**	**10-8 (7th)**

BOLD signifies years led by Head Coach Brad Brownell

CLEMSON AVERAGE NET RANKING OF WINS WAS 11TH-BEST IN NATION LAST SEASON

- Clemson was ranked 41st in the NET as of March 26, 2021. Clemson finished 16-8, and 10-6 in the ACC.
- The Tigers had four non-conference wins over Power 5 Conference teams, the only ACC team that can make that claim.
- Clemson had four wins over teams ranked in the top 32 of the NET and four more over teams ranked 33-56.
- Clemson had top 30 NET wins over Alabama (No. 7 NET ranking), Purdue (No. 22) and Florida State (No. 25). Clemson has also defeated North Carolina (No. 32), Georgia Tech (No. 34), Maryland (35), Syracuse (40) and Louisville (No. 56).
- The average NET ranking of the teams Clemson defeated was 91, tied for 12th best in the nation. Alabama, a team Clemson defeated, was tied for second at 74. Purdue, another team Clemson defeated was sixth at 83, while Maryland was tied for ninth at 90 and Florida State was 14th at 96.
- The Tigers were 4-2 against teams listed in the top 16.

AVERAGE NET RANKING OF WINS
(Min. 10 wins, Top 100 NET Ranking, .500 Record)

Rank	Team	W-L	ANETW
1.	Michigan	23-5	73
2.	Alabama	26-7	74
	Ohio State	21-10	74
4.	Illinois	24-7	76
5.	Missouri	16-10	82
6.	Purdue	18-10	83
7.	Rutgers	16-12	87
8.	Villanova	18-7	88
9.	Georgetown	13-13	90
	Maryland	16-14	90
11.	**Clemson**	**16-8**	**91**
	Florida	15-10	91
13.	Oregon State	19-13	95
14.	Florida State	18-7	96
15.	Seton Hall	14-13	97
16.	West Virginia	19-10	99

ANETW signifies the average ranking of NET victories

BRAD BROWNELL WINS 100TH GAME AGAINST ACC OPPONENT

- Head Coach Brad Brownell won his 100th game against an ACC team with a 77-62 win over Pittsburgh (March 6, 2021).
- That is 41 more wins than the next closest coach in Clemson history. Cliff Ellis had 59 wins in 159 tries from 1985-94.

CLEMSON WHEN ALLOWING 40 OR LESS POINTS

- Clemson has allowed 40 points or less on 10 occasions during Brownell's tenure as head coach.
- The Tigers have accomplished this feat twice during ACC play, while the other eight contests have been out-of-conference games.
- Clemson notched its first of the 2020-21 season with a 75-38 beating of SC State on Dec. 2.
- The Tigers' second of the 2020-21 season came in dominant fashion on the road at Wake Forest.
- The 39 points surrendered to the Demon Deacons were the second-fewest they have scored at home in the ACC Era (since 1953).

CLEMSON'S RECORD IN GAMES ALLOWING 40 POINTS OR LESS (UNDER BROWNELL)

Date	Opponent	Site	W/L	Score
Feb. 21, 2021	Wake Forest	A	W	60-39
Dec. 2, 2020	SC State	H	W	75-38
Dec. 20, 2019	Jacksonville	H	W	68-39
Feb. 3, 2018	Wake Forest	H	W	64-37
Nov. 13, 2015	NC Central	H	W	74-40
Dec. 14, 2013	Furman	H	W	71-35
Nov. 29, 2013	Coastal Carolina	H	W	69-40
Nov. 13, 2013	Delaware State	H	W	58-37
Feb. 21, 2012	Georgia Tech	A	W	56-37
Dec. 17, 2011	Winthrop	H	W	60-40
Dec. 17, 2010	Savannah State	H	W	61-40
RECORD				**11-0**

CLEMSON'S DEFENSE UNDER BROWNELL

- Clemson's defense last season was otherworldly as they utilized their depth to pick teams up in the full court.
- Head Coach Brad Brownell is known for his meticulous tactics defensively, and it's a reason why of all full seasons played during the ACC Era, Brownell's teams are prevalent.
- Seven of his teams are in the Top 10 in Clemson history when it comes to scoring defense.
- Nine of his 10 full seasons are in the Top 20 in Clemson history.
- The scoring defense last season (61.9) finished second in the ACC and 12th in the nation.

CLEMSON'S TOP SCORING DEFENSIVE SEASONS

Rk	Year	Head Coach	Scoring Defense
1.	**2013-14**	**Brad Brownell**	**58.4**
2.	**2012-13**	**Brad Brownell**	**60.1**
3.	**2011-12**	**Brad Brownell**	**60.6**
4.	**2010-11**	**Brad Brownell**	**61.4**
5.	1996-97	Rick Barnes	61.5
6.	**2020-21**	**Brad Brownell**	**61.9**
7.	**2014-15**	**Brad Brownell**	**62.2**
8.	1994-95	Rick Barnes	62.5
9.	1995-96	Rick Barnes	63.0
10.	**2018-19**	**Brad Brownell**	**63.9**
11.	**2019-20**	**Brad Brownell**	**64.1**
12.	1958-59	Press Maravich	64.2
13.	1999-00	Larry Shyatt	64.4
14.	1998-99	Larry Shyatt	64.4
15.	**2015-16**	**Brad Brownell**	**64.5**
16.	2009-10	Oliver Purnell	64.5
17.	1981-82	Bill Foster	65.2
18.	1997-98	Rick Barnes	65.3
19.	1978-79	Bill Foster	65.6
20.	2006-07	Oliver Purnell	65.7
21.	**2017-18**	**Brad Brownell**	**65.9**

CLEMSON BIRTHDAYS

January 22	Naz Bohannon
February 21	PJ Hall
March 1	Ian Schieffelin
March 4	Josh Beadle
April 7	Devin Foster
April 8	Chase Hunter
May 24	Jack Nauseef
May 31	David Collins
June 13	Hunter Tyson
June 17	Alex Hemenway
July 15	Parker Fox
September 28	Al-Amir Dawes
October 3	Nick Honor
October 16	Ben Middlebrooks
November 15	Brad Brownell

HOLDING OPPONENTS TO 15 POINTS OR LESS IN A SINGLE HALF (BROWNELL ERA)

Date	Site	Half	Opponent	Points	Final
2-24-21	A	1st	Wake Forest	15	W, 60-39
12-9-20	H	1st	Maryland	15	W, 67-51
2-15-20	H	1st	Louisville	14	W, 77-62
12-20-19	H	2nd	Jacksonville	11	W, 68-39
12-15-15	H	2nd	Presbyterian	15	W, 69-41
11-8-13	H	1st	Stetson	15	W, 71-51
2-14-13	A	1st	Georgia Tech	15	W, 56-53
11-11-11	H	2nd	Gardner-Webb	15	W, 65-44

*LIT*TLEJOHN COLISEUM

- The Tigers are 55-13 (.809) dating back to the beginning of the 2017-18 season on their home floor.
- Since the inception of the newly renovated Littlejohn Coliseum (2016-17 season), the Tigers are 64-19 overall (.771 percent).
- In non-conference regular season games, the Tigers are 32-3 during that span (.914 percent).
- In total non-conference games, including home NIT games, the Tigers are 33-5 (.868 percent).

CLEMSON SEASON BREAKDOWN BY UNIFORM

- In 2017-18 the Tigers debuted three new jerseys to their arsenal, including a new version of its home white and road orange uniform. They also debuted purple, anthracite and throwback jerseys.
- Clemson wore its 2017-18 home whites the most last season, wearing them for 19-out-of-their-32 regular season games.
- With the exception of one home game in which Clemson wore 1990's throwback home white uniform against Pittsburgh, the Tigers wore its 17-18 home whites on the road in a 14-point win at Ohio State. The Buckeyes wore all red that night.
- They also wore white during their two-point triumphant comeback win over then No. 22-ranked Florida on Dec. 16 in the Orange Bowl Classic.

TEAM NOTES

- 18 of the Tigers' 25 wins in 2017-18 came while wearing their home whites.

CLEMSON'S RECORD BY UNIFORM (17/18-pres.)

Uniform	Times Worn	Wins	Losses
Home White	72	59	13
Road Orange	45	19	26
90's Throwback Home White	7	3	4
Purple	5	1	4
Anthracite	3	0	3

0 JOSH BEADLE

Fr. | Guard | 6-3 | 180
Columbia, S.C. | Cardinal Newman



» CAREER HIGHS

Points	--	--	--
Rebounds	--	--	--
Assists	--	--	--
Steals	--	--	--
FG Made	--	--	--
3FG Made	--	--	--
FT Made	--	--	--
Minutes	--	--	--

» ABOUT JOSH BEADLE

Born March 4, 2003
Hometown Columbia, S.C.
High School Cardinal Newman High School
Major Pre-Business

» 2021-22 GAME-BY-GAME

OPPONENT	FG	PCT.	3FG	PCT.	FT	PCT.	OR-DR-TOT	PF	A	TO	BLK	STL	PTS	MIN
Presbyterian	DNP													
Wofford	DNP													
Bryant	DNP													
vs. Temple	DNP													
vs. [22] St. Bonaventure	DNP													
West Virginia	DNP													
Charleston Southern	DNP													
at Rutgers	DNP													
at Miami	DNP													
vs. Drake														
Miami (Oh.)														
South Carolina														
at Virginia														
Duke														
Virginia														
at NC State														
at Notre Dame														
Boston College														
at Syracuse														
Pittsburgh														
at Duke														
Florida State														
at Georgia Tech														
North Carolina														
Notre Dame														
at Florida State														
at Louisville														
Wake Forest														
at Boston College														
Georgia Tech														
Virginia Tech														

* - Game Started; [] AP Ranking

» NOTES

BEADLE TO REDSHIRT 2021-22 SEASON

- It was announced on Monday, Nov. 15 that freshman Josh Beadle would redshirt the current season.

BEFORE CLEMSON

- Rated as a three-star prospect, according to 247Sports and Rivals.
- Beadle averaged 16.9 points, 6.2 rebounds, 3.8 assists and 1.4 steals per game last season for Cardinal Newman.
- Beadle won back-to-back SCISA Class 3A championships at Cardinal Newman and led the team in scoring last season. Beadle eclipsed the 1,000-point mark for his career.
- Over the last three seasons, Beadle has shot better than 50.0 percent from the floor, including 40.0 percent from three and over 70.0 percent from the free throw line. He is a three-time All-Region and All-State player, while also being named to several All-Tournament teams and earning multiple All-Star selections.
- Beadle chose Clemson over Wake Forest and VCU.

"Josh is a combo guard with speed and athleticism who can affect the game in both the full and half court. Josh has very good basketball instincts which allow him to make plays for himself and others. I love to add guys to our program who are winners and Josh has won back-to-back state titles at Cardinal Newman. He's an impressive young man, serving as his senior class president in high school. We expect Josh to have a prominent leadership role in our program."

» CAREER STATS

				Field Goals			3-PT						Rebounds											
Year	GP	GS	Min.	FG	FGA	Pct.	FG	FGA	Pct.	FT	FTA	Pct.	OR	DR	TOT	Avg.	PF	DQ	A	TO	Blk	Stl	Pts.	Avg.
2021-22												REDSHIRT												
TOTAL																								

1 IAN SCHIEFFELIN

Fr. | Forward | 6-7 | 225
Loganville, Ga. | Grayson



» CAREER HIGHS

Points	6	vs. Bryant	11/15/21
Rebounds	4	2x, last vs. Charleston Southern	11/26/21
Offensive Rebounds	2	2x, last vs. Charleston Southern	11/26/21
Assists	1	vs. Bryant	11/15/21
Steals	1	2x, last vs. Temple	11/18/21
FG Made	3	vs. Bryant	11/15/21
3FG Made	1	2x, last vs. St. Bonaventure	11/19/21
FT Made	2	vs. Wofford	11/12/21
Minutes	15	vs. Bryant	11/15/21

» ABOUT IAN SCHIEFFELIN

Born March 1, 2003
Hometown Loganville, Ga.
High School Grayson High School
Major Pre-Business
Fun Fact Played high school basketball with 2022 Clemson signee Chauncey Wiggins

» 2021-22 GAME-BY-GAME

OPPONENT	FG	PCT.	3FG	PCT.	FT	PCT.	OR-DR-TOT	PF	A	TO	BLK	STL	PTS	MIN
Presbyterian	0-0	.000	0-0	.000	0-0	.000	0-1-1	2	0	1	0	0	0	4
Wofford	0-1	.000	0-0	.000	2-3	.667	1-1-2	2	0	0	0	0	2	7
Bryant	3-3	1.000	0-0	.000	0-2	.000	2-2-4	1	1	0	0	1	6	15
vs. Temple	2-4	.500	1-1	1.000	0-0	.000	0-1-1	1	0	0	0	1	5	9
vs. [22] St. Bonaventure	1-1	1.000	1-1	1.000	1-1	1.000	0-1-1	1	0	0	0	0	3	6
West Virginia	0-0	.000	0-0	.000	0-0	.000	0-0-0	0	0	0	0	0	0	3
Charleston Southern	1-2	.500	1-2	.500	0-0	.000	2-2-4	0	1	1	0	0	3	14
at Rutgers	1-2	.500	0-0	.000	1-2	.500	1-0-1	2	0	0	0	0	3	6
at Miami	DNP													
vs. Drake														
Miami (Oh.)														
South Carolina														
at Virginia														
Duke														
Virginia														
at NC State														
at Notre Dame														
Boston College														
at Syracuse														
Pittsburgh														
at Duke														
Florida State														
at Georgia Tech														
North Carolina														
Notre Dame														
at Florida State														
at Louisville														
Wake Forest														
at Boston College														
Georgia Tech														
Virginia Tech														

* - Game Started; [] AP Ranking

» NOTES

CHEF BREAKS OUT VS. BRYANT

- Ian Schieffelin broke out against Bryant on Nov. 15. Shieffelin scored six points and was a perfect 3-for-3 from the field.
- The freshman also posted a season-high four rebounds, including two on the offensive glass.
- He added an assist and a steal against the Bulldogs.

BEFORE CLEMSON

- Rated as a three-star prospect, according to 247Sports and Rivals.
- Schieffelin averaged 12.0 points, 12.0 rebounds and 3.0 blocks per game last season for Grayson, a top-ranked program in Georgia. Last year they finished ranked 10th in the country and were No. 1 among public schools.
- As a sophomore, Schieffelin averaged 10.1 points, 7.7 rebounds and 1.0 block per game, while helping lead Grayson to a 25-4 record and a Region 8-AAAAAAA championship.
- Schieffelin chose Clemson over Virginia Tech and Dayton.

"Ian is a versatile front court player who impressed our coaching staff with his toughness and competitive spirit. He is an outstanding passer and rebounder who can play well both in the post and on the perimeter. Ian was a talented multi-sport athlete when he was younger, but his focus on basketball has grown his game tremendously, showing an exceptional AAU season this past spring."

» CAREER STATS

				Field Goals			3-PT						Rebounds										
Year	GP	GS	Min.	FG	FGA	Pct.	FG	FGA	Pct.	FT	FTA	Pct.	OR	DR	TOT	Avg.	PF	DQ	A	TO	Blk	Stl	Pts.	Avg.
2021-22	8	0	66	8	13	.615	3	4	.750	3	7	.429	6	8	14	1.8	9	0	2	2	0	2	22	2.8
TOTAL	**8**	**0**	**66**	**8**	**13**	**.615**	**3**	**4**	**.750**	**3**	**7**	**.429**	**6**	**8**	**14**	**1.8**	**9**	**0**	**2**	**2**	**0**	**2**	**22**	**2.8**

2 AL-AMIR DAWES

Jr. | Guard | 6-2 | 182
Newark, N.J. | The Patrick School

» CAREER HIGHS

Points	22	at Boston College	2/22/20
Rebounds	8	vs. Virginia	2/5/20
Assists	6	2x, last vs. Colorado	11/26/19
Steals	3	3x, last vs. Miami	2/27/21
FG Made	8	at Boston College	2/22/20
3FG Made	6	at Boston College	2/22/20
FT Made	9	vs. NC State	1/4/20
Minutes	37	3x, last at Virginia Tech	12/15/20

» ABOUT AL-AMIR DAWES

Born September 28, 2001
Hometown Newark, N.J.
High School The Patrick School
Major Communications
» ESPN Top 100 Prospect, 247Sports Top 150 Prospect, Rivals Top 150 Prospect.
» Chose Clemson over Providence, Seton Hall, St. John's and UCONN.

» 2021-22 GAME-BY-GAME

OPPONENT	FG	PCT.	3FG	PCT.	FT	PCT.	OR-DR-TOT	PF	A	TO	BLK	STL	PTS	MIN
* Presbyterian	7-16	.438	4-9	.444	3-3	1.000	0-0-0	0	2	3	0	1	21	36
* Wofford	3-6	.500	3-5	.600	4-5	.800	0-5-5	3	1	3	0	0	13	25
* Bryant	3-5	.600	3-5	.600	2-2	1.000	0-5-5	0	0	1	0	1	11	29
* vs. Temple	1-4	.250	1-3	.333	0-0	.000	0-4-4	1	3	3	0	0	3	29
* vs. [22] St. Bonaventure	2-11	.182	2-7	.286	0-0	.000	1-6-7	2	2	1	0	1	6	38
* West Virginia	6-9	.667	3-5	.600	3-4	.750	0-5-5	1	2	6	0	2	18	35
* Charleston Southern	6-8	.750	3-5	.600	1-1	1.000	1-6-7	2	2	1	0	0	16	28
* at Rutgers	2-7	.286	2-4	.500	0-0	.000	0-3-3	0	1	2	0	0	6	34
* at Miami	2-5	.400	2-4	.500	0-0	.000	0-1-1	2	4	3	0	0	6	24
vs. Drake														
Miami (Oh.)														
South Carolina														
at Virginia														
Duke														
Virginia														
at NC State														
at Notre Dame														
Boston College														
at Syracuse														
Pittsburgh														
at Duke														
Florida State														
at Georgia Tech														
North Carolina														
Notre Dame														
at Florida State														
at Louisville														
Wake Forest														
at Boston College														
Georgia Tech														
Virginia Tech														

* - Game Started; [] AP Ranking

» NOTES

HOT START TO THE 21-22 CAMPAIGN

- Al-Amir Dawes scored 21 points in Clemson's season opening win against Presbyterian and followed it up with 13 points against Wofford.
- Dawes finished 7-of-16 from the floor, including four threes and a perfect 3-for-3 from the foul line against the Blue Hose.
- It marked his third 20-point game of his career and just one point shy of matching his career-high.
- In two-plus seasons, Dawes has now posted 25 double-digit scoring games.

TWENTY OFF THE BENCH

- Al-Amir Dawes scored a season-best 21 points off the bench in a win over Pittsburgh (March 6, 2021).
- It marked the first time a Tiger scored 20 off the bench since Hunter Tyson scored a then-career-high 20 points in an 87-65 victory over Detroit Mercy (Nov. 17, 2019).
- Prior to Tyson, Marcquise Reed returned from a knee injury and scored 20 in a brace in a win at South Carolina (Dec. 22, 2018).

DAWES OVER HIS LAST FIVE

- Al-Amir Dawes lit it up over his last five contests of the 2020-21 season heading into the NCAA Tournament, averaging 13.0 points, 2.6 assists and 2.0 rebounds per game.
- Dawes was shooting 62.2 percent (23-37) from the field and an ultra-impressive 63.6 percent (14-22) from three over that stretch.
- Dawes tallied a season-high 21 points in a win over Pittsburgh to finish the regular season.
- It marked his second career 20-point game and third-straight in double-figures.
- The seven made field goals, five made threes and five assists against Pitt were all season highs.

DAWES LIGHTS IT UP AGAINST MIAMI

- Al-Amir Dawes scored a season-high 19 points on an extremely efficient 7-for-9 from the floor, including a perfect 4-for-4 from three point range.
- Dawes shared the team-lead in points with Aamir Simms, while tying a career-high in steals with three.

DAWES PICKING UP WHERE HE LEFT OFF

- Sophomore Al-Amir Dawes got off to a quick start for the Tigers this season, scoring in double-figures in six of the team's first seven contests.
- Dawes scored in double figures in five consecutive games earlier this season, including a season-high 18

» CAREER STATS

				Field Goals			3-PT						Rebounds											
Year	GP	GS	Min.	FG	FGA	Pct.	FG	FGA	Pct.	FT	FTA	Pct.	OR	DR	TOT	Avg.	PF	DQ	A	TO	Blk	Stl	Pts.	Avg.
2019-20	31	26	926	93	244	.381	48	151	.318	45	57	.789	6	81	87	2.8	55	1	76	78	1	30	279	9.0
2020-21	24	15	612	75	178	.421	43	109	.394	23	31	.742	9	40	49	2.0	27	0	45	39	4	21	216	9.0
2021-22	9	9	280	32	71	.451	23	47	.489	13	15	.867	2	35	37	4.1	11	0	17	23	0	5	100	11.1
TOTAL	**64**	**50**	**1818**	**200**	**493**	**.406**	**114**	**307**	**.371**	**81**	**103**	**.786**	**17**	**156**	**173**	**2.7**	**93**	**1**	**138**	**140**	**5**	**56**	**595**	**9.3**

points at Virginia Tech (Dec. 15, 2020).
• After starting the season 4-for-19 from 3-point range, Dawes went 12-for-26 over three contests (.462) vs. Virginia Tech, Morehead State and Florida State.

DAWES' HOT STREAK IN 19-20

• Dawes had 18 points, including the game-winner with one second left in Clemson's 70-69 win over Florida State.
• Clemson has won five-of-the-last-six games and Dawes led the Tigers in scoring in four of those contests.
• Over those five games, Dawes has averaged 15.0 points, shot 26-53 from the field (.491), 14-of-33 on his three-point attempts (.424) and made 75.0 percent from the line (9-12). He has added 16 assists and seven steals.
• Dawes scored 18 points at Pittsburgh (including 17 in the second half), a game he made 4-of-7 three-point shots and had a career high 22 at Boston College, where he made 6-10 three-point shots.

LEADING IN VICTORY

• Al-Amir Dawes, an All-Freshman candidate in the ACC, scored a career-high 22 points in a rout of Boston College (Feb. 22).
• Dawes finished 8-for-12 from the floor. The eight made field goals are a new career-best.
• Dawes also set a new career-best with six made 3-pointers (6-for-10).
• His career offensive performance came in a season-tying-high 37 minutes.

FUELING VICTORY

• Al-Amir Dawes, an All-Freshman candidate in the ACC last season, scored 17 of his 18 points in the second half to help fuel the Tigers to a 20-point road victory at Pittsburgh.
• Dawes scored nine double-digit point games this season.
• He netted a career-best four 3-pointers against the Panthers, finishing 4-of-7 from behind the arc.
• Overall for the game, Dawes was 5-for-9 from the floor and 4-for-6 from the foul line.
• Dawes' five assists was tied for his second most in a game this season.

CAREER NIGHT REBOUNDING

• Al-Amir Dawes grabbed a season-high eight rebounds in the Tigers' loss to Virginia (Feb. 5).
• The eight rebounds marked the most the freshman guard has corralled this season.
• He had previously collected six boards on two occasions against Virginia Tech and Yale.

DAWES' PERFORMANCE VS. ALABAMA A&M

• Al-Amir Dawes enjoyed a seasons-best game against Alabama A&M this season (Nov. 21).
• Dawes scored a season-high 19 points on a season-high seven made field goals.

BEFORE CLEMSON

• Comes to Clemson as a four-star prospect according to both ESPN and 247Sports. ESPN ranks Dawes No. 95 in its Top 100 for the 2019 signing class.
• He is rated the fifth-best prospect in New Jersey, 15th nationally at the point guard position and 24th overall on the east coast.
• Averaged 15.5 points, 4.3 assists, 3.1 rebounds and 2.1 steals per game on the NIKE EYBL Circuit en route to third-team honors – earning Top 15 recognition.
• Chose Clemson over Providence, Seton Hall, St. John's and UCONN.

HIGH SCHOOL ACCOLADES

• ESPN Top 100 Prospect
• 247Sports Top 150 Prospect
• Rivals Top 150 Prospect
• Finished Top 15 at NPBA Camp
• Finished Top 3 at Chris Paul's CP3 Camp
• Made Third-Team overall on the Nike EYBL Circuit (meaning he finished Top 15 on the Nike Circuit)

3 CHASE HUNTER

RSo. | Guard | 6-3.5 | 204
Atlanta, Ga. | Westlake

» CAREER HIGH

Points	15	at Miami	12/4/21
Rebounds	4	at Rutgers	11/30/21
Assists	4	2x, last vs. Detroit Mercy	11/17/19
Steals	3	vs. Florida State	1/23/21
FG Made	5	2x, last at Miami	12/4/21
3FG Made	3	2x, last at Miami	12/4/21
FT Made	3	vs. Presbyterian	11/9/21
Minutes	30	vs. Detroit Mercy	11/17/19

» ABOUT CHASE HUNTER

Born April 8, 2001
Hometown Atlanta, Ga.
High School Westlake
Major Parks, Recreation, Tourism Management

» 247Sports Top 100 Prospect, ranked No. 4 player in the state of Georgia, ranked No. 14 combo guard in the country according to 247Sports.

» Chose Clemson over Georgia, Virginia, Oklahoma and Michigan State.

» 2021-22 GAME-BY-GAME

OPPONENT	FG	PCT.	3FG	PCT.	FT	PCT.	OR-DR-TOT	PF	A	TO	BLK	STL	PTS	MIN
Presbyterian	1-3	.333	0-0	.000	3-4	.750	0-1-1	2	1	0	0	0	5	13
Wofford	0-3	000	0-2	.000	2-2	1.000	3-0-3	0	1	0	1	0	2	18
Bryant	2-5	.400	0-1	.000	3-4	.750	0-3-3	2	3	0	0	0	7	21
vs. Temple	3-8	.375	0-2	.000	0-0	.000	1-1-2	3	3	2	0	1	6	22
* vs. [22] St. Bonaventure	0-4	.000	0-0	000	0-0	.000	0-0-0	0	1	0	0	1	0	8
West Virginia	0-1	.000	0-1	.000	1-2	.500	0-2-2	1	1	1	0	0	1	19
Charleston Southern	1-6	.167	0-1	.000	0-0	.000	0-2-2	0	1	2	0	1	2	19
at Rutgers	1-1	1.000	0-0	.000	0-0	.000	1-3-4	2	1	0	0	1	2	14
at Miami	5-7	.714	3-4	.750	2-2	1.000	0-2-2	4	0	0	0	0	15	23
vs. Drake														
Miami (Oh.)														
South Carolina														
at Virginia														
Duke														
Virginia														
at NC State														
at Notre Dame														
Boston College														
at Syracuse														
Pittsburgh														
at Duke														
Florida State														
at Georgia Tech														
North Carolina														
Notre Dame														
at Florida State														
at Louisville														
Wake Forest														
at Boston College														
Georgia Tech														
Virginia Tech														

* - Game Started; [] AP Ranking

» NOTES

CAREER DAY ON SOUTH BEACH

- Chase Hunter scored a career-high 15 points on 5-of-7 shooting against the Hurricanes. Hunter also tied his career-best with three 3-pointers.
- The 15 points scored were the most since his freshman season when he scored 13 against Presbyterian (Nov. 7, 2019).

CAREER HIGH STEALS

- Chase Hunter scored nine points in 16 minutes of action against Florida State (Jan. 23, 2021). He also snagged a career-high three steals in the process.
- He topped his previous season-highs (which also came earlier against FSU), with four field goals and nine points.

SEASON-HIGH AGAINST FSU

- Chase Hunter played a season-high 21:47 against the Seminoles and scored a then-season-high eight points in the process.
- His three field goals against Florida State was a then-seasons-best.

HUNTER SUFFERED FOOT INJURY

- Suffered a foot injury earlier in the year last season that forced the freshman to miss 19 total games.
- Played in two games over that stretch, but made his return on Jan. 18 at NC State, playing also against Wake Forest and at Louisville.

BEFORE CLEMSON

- Comes to Clemson as a four-star prospect and No. 98 overall in 247Sports' Top 100 for the 2019 class.
- 247Sports ranks Hunter as the No. 4 player in the state of Georgia and the No. 14 combo guard in the country.
- Averaged 15.6 points, 4.1 rebounds, 2.3 assists and 1.8 steals per game as a junior.
- Scored in double-figures in 17-of-22 games and scored more than 20 points on eight occasions, including at least 30 points twice.
- On the Under Armour circuit, Hunter averaged 14.0 points, 2.7 assists, 2.5 rebounds and 1.5 steals per game.
- Hunter chose Clemson over Georgia, Virginia, Oklahoma and Michigan State.

HIGH SCHOOL ACCOLADES

- 247Sports Top 100 Prospect
- Ranked No. 4 player in the state of Georgia

» CAREER STATS

				Field Goals			3-PT						Rebounds										
Year	GP	GS	Min.	FG	FGA	Pct.	FG	FGA	Pct.	FT	FTA	Pct.	OR	DR	TOT	Avg.	PF	DQ	A	TO	Blk	Stl	Pts.	Avg.
2019-20	9	4	175	17	45	.378	7	23	.304	7	11	.636	1	8	9	1.0	17	0	14	12	0	7	48	5.3
2020-21	24	4	337	28	90	.311	5	35	.143	8	12	.667	6	23	29	1.2	27	0	22	19	3	10	69	2.9
2021-22	9	0	159	13	38	.342	3	11	.273	11	14	.786	5	14	19	2.1	14	0	12	5	1	4	40	4.4
TOTAL	**42**	**8**	**671**	**58**	**173**	**.335**	**15**	**69**	**.217**	**26**	**37**	**.703**	**12**	**45**	**57**	**1.4**	**58**	**0**	**48**	**36**	**4**	**21**	**157**	**3.7**

4 NICK HONOR

RSo. | Guard | 5-10 | 195
Orlando, Fla. | Fordham



» CAREER HIGHS

Points	30	at Maine	12/4/18
Rebounds	6	vs. George Washington	3/6/19
Assists	7	2x last vs. Charleston Southern	11/26/21
Steals	4	2x, last at Miami	1/2/21
FG Made	9	vs. Florida International	11/16/18
3FG Made	6	vs. St. Bonaventure	1/12/19
FT Made	7	vs. Florida International	11/16/18
Minutes	42	at Rhode Island	2/16/19

» ABOUT NICK HONOR

Born October 8, 2000
Hometown Orlando, Fla.
High School Lake Highland
Major Communications

» Committed to make 300 shots daily while sitting out during 2019-20 to stay sharp and get better.
» Father, Al Honor, was recently named to the "Top 100 Influential People" list in Women's College Basketball by Silver Waves Media.

» 2021-22 GAME-BY-GAME

OPPONENT	FG	PCT.	3FG	PCT.	FT	PCT.	OR-DR-TOT	PF	A	TO	BLK	STL	PTS	MIN
* Presbyterian	1-5	.200	0-2	.000	0-0	.000	1-1-2	0	4	1	0	0	2	17
* Wofford	4-10	.400	1-3	.333	2-3	.667	0-2-2	4	4	2	0	5	11	35
* Bryant	6-10	.600	3-6	.500	1-1	1.000	0-0-0	0	7	1	0	1	16	26
* vs. Temple	7-7	1.000	4-4	1.000	1-1	1.000	1-0-1	0	3	0	1	0	19	28
* vs. [22] St. Bonaventure	5-8	.625	2-5	.400	0-0	.000	0-2-2	1	3	1	0	2	12	36
* West Virginia	4-10	.400	2-5	.400	0-0	.000	0-1-1	1	2	2	0	1	10	35
* Charleston Southern	6-10	.600	3-5	.600	2-2	1.000	0-1-1	1	7	0	0	2	17	26
* at Rutgers	2-9	.222	1-5	.200	2-2	1.000	1-2-3	4	2	0	0	1	7	30
* at Miami	3-9	.333	1-4	.250	0-0	.000	1-4-5	1	1	3	0	2	7	33
vs. Drake														
Miami (Oh.)														
South Carolina														
at Virginia														
Duke														
Virginia														
at NC State														
at Notre Dame														
Boston College														
at Syracuse														
Pittsburgh														
at Duke														
Florida State														
at Georgia Tech														
North Carolina														
Notre Dame														
at Florida State														
at Louisville														
Wake Forest														
at Boston College														
Georgia Tech														
Virginia Tech														

* - Game Started; [] AP Ranking

» NOTES

RARE AIR

- Nick Honor is one of only seven players nationally and one of three (all in the ACC) in the Power 5 to shoot at least 45.0 percent from the field, 40.0 percent from three (min. 30 attempts), 85.0 percent at the line and post 30 or more assists.

ASSIST TO TURNOVER IS ELITE

- Nick Honor has a 3.30 assist-to-turnover ratio which is second in the ACC and is currently 25th nationally.
- Honor has two seven assist games and has 33 total assists to just 10 turnovers.

CAREER HIGH ASSIST MAN

- Nick Honor notched a career-best in assists during a 93-70 win over Bryant.
- Honor totaled seven dimes to just one turnover in the game. He finished with 16 points and seven assists.
- Honor matched that career-high with seven dimes in a 91-59 rout of Charleston Southern. He finished the game with zero turnovers.

HONOR AND PERFECTION

- Nick Honor finished a 75-48 win over Temple at the Charleston Classic a perfect 7-for-7 from the floor, including 4-for-4 from three and 1-for-1 at the foul line.
- Honor finished with a game-high and season-high 19 points, while scoring 12-straight points at one point early in the second half.
- Perfect from the field on seven field goals tied a high during the Brad Brownell Era.
- Adonis Filer also finished a perfect 7-for-7 in a game against The Citadel (Jan. 13, 2013).

CAREER HIGH DEFENSIVELY

- Nick Honor notched a career-best in a win over Wofford when he totaled five steals. He is just the third Tiger since the 2015-16 season to garner five in a game.
- Tevin Mack came up with five steals against Colgate (Nov. 10, 2019).
- Mack was the first Tiger to garner five steals in a game since Marcquise Reed stole five in a 67-55 win over Syracuse (March 9, 2019). Reed achieved five steals on three separate occasions last season in 2018-19.
- Avry Holmes stole six against Georgia Tech during the 2015-16 season (Feb. 13, 2016). That is the most in a single game during the Brownell Era.

HONOR'S GAME WINNER LONGEST IN

» CAREER STATS

				Field Goals			3-PT						Rebounds											
Year	GP	GS	Min.	FG	FGA	Pct.	FG	FGA	Pct.	FT	FTA	Pct.	OR	DR	TOT	Avg.	PF	DQ	A	TO	Blk	Stl	Pts.	Avg.
2018-19*	32	32	1154	174	467	.373	70	211	.332	71	87	.816	18	58	76	2.4	60	0	95	54	0	28	489	15.3
2019-20												REDSHIRT												
2020-21	24	10	560	69	176	.392	40	109	.367	17	23	.739	8	22	30	1.3	34	0	53	24	1	32	195	8.1
2021-22	9	9	267	38	78	.487	17	39	.436	8	9	.889	4	13	17	1.9	12	0	33	10	1	14	101	11.2
CLEMSON	**33**	**19**	**827**	**107**	**254**	**.421**	**57**	**148**	**.385**	**25**	**32**	**.781**	**12**	**35**	**47**	**1.4**	**46**	**0**	**86**	**34**	**2**	**46**	**296**	**9.0**
TOTAL	**65**	**51**	**1981**	**281**	**721**	**.390**	**127**	**359**	**.354**	**96**	**119**	**.807**	**30**	**93**	**123**	**1.9**	**106**	**0**	**181**	**88**	**2**	**74**	**785**	**12.1**

* Played freshman season at Fordham University

» HONOR NOTES

LITTLEJOHN HISTORY

- Nick Honor made the longest game winning shot for the Clemson men's basketball team in the history of Littlejohn Coliseum on Feb. 12, 2021 in a 74-72 win over Georgia Tech.
- Honor's three-point shot came with just 1.1 seconds left. The Tigers had gotten possession after Georgia Tech point guard, Jose Alvarado, an 88.0 percent free throw shooter for the season, missed two free throws.
- Honor's shot was roughly four feet behind the three-point line, making the attempt 26 feet. Honor was just the second Clemson player to make a game winning three-point field goal in Littlejohn Coliseum since the three-point rule came into effect for the 1986-87 season. The rule was also used for ACC games in 1982-83 from 17 feet, 9 inches.
- The only other Tiger to make a three-point winner inside the last 12 seconds of a game took place on Feb. 15, 2012 when Andre Young made a three-pointer with 11.8 seconds left to give Clemson a 72-69 lead and victory over NC State.
- His shot, taken from right in front of the Clemson bench and was not as long as Honor's attempt.
- The longest game winning shot in Clemson history regardless of site took place on Feb. 19, 1966 when Joe Ayoub made a 45-foot shot (just inside half court) to give Clemson a 76-74 win over NC State in the Charlotte Coliseum during the North-South Doubleheader.
- Ayoub shot just 30.4 percent for that season and made just 14 field goals.

CLEMSON GAME-WINNING 3-POINT SHOTS

Date	Player	Site-Opp.	Time	Final
2-12-21	**Nick Honor**	**H-Georgia Tech**	**:01.1**	**74-72**
2-15-12	Andre Young	H-NC State	:11.8	72-69
3-2-08	Terrence Oglesby	A-Maryland	:02.3	73-70
12-4-04	Cheyenne Moore	A-South Carolina	:03.4	63-62
12-30-96	Terrell McIntyre	N-Missouri	:12	47-45
2-14-87	Horace Grant	A-Virginia	:02	94-90
2-4-87	Michael Brown	A-Maryland	:08	80-79

Note: Grant's 3-pointer gave Clemson 93-90 lead with two seconds left. Virginia tried to call timeout, but had no timeouts left. Clemson made the technical foul shot and thus the four-point victory margin.

YES, YOUR HONOR

- Nick Honor netted five field goals in consecutive games last season.
- Honor was a combined 10-for-15 from the floor and 7-for-10 from 3-point range during those games.
- One of those seven made threes includes the game-winner against Georgia Tech that he made with 1.1 seconds remaining to top the Yellow Jackets 74-72.
- Trailing 72-71, Tech's Jose Alvarado missed a pair of free throws. Coming back down the floor, set up by an Aamir Simms screen, Honor let an open shot go that banked in just in the nick of time.

HONOR THE THREE

- Nick Honor carried the Tigers to a victory over the Wolfpack of NC State (Jan. 5, 2021).
- Honor scored a game-high 21 points on 8-of-11 shooting from the floor, including 5-for-6 from downtown to ignite a second-half comeback and overtime victory.

SECOND HALF MICROWAVE

- Nick Honor provided a spark off the Tiger bench in back-to-back wins over Morehead State and Florida State in 2020-21.
- Honor scored 27 points in contests against Florida State and Miami, all coming in the second half.
- He shot 8-for-12 from the floor and 6-for-9 from three in those last two second halves.
- At one point against Morehead State, Honor hit three-straight triples for Clemson.

HONOR EARNS ALL-TOURNEY ACCOLADES

- In his first game action as a Tiger, Nick Honor earned Space Coast Challenge All-Tournament honors for his performances against Mississippi State and Purdue.
- Honor scored 17 points on 6-of-10 shooting from the floor, including hitting four triples in a championship win over Purdue.
- He also finished with three assists and a then-career-high four steals.

HONOR'S WAIVER DENIED BY NCAA IN 2019

- Nick Honor transferred from Fordham.
- It was announced that the waiver submitted by Nick Honor was denied by the NCAA and he sat out the 2019-20 season.

5 HUNTER TYSON

Sr. | Forward | 6-8 | 215
Monroe, N.C. | Piedmont

» CAREER HIGHS

Points	21	vs. Wake Forest	1/21/20
Rebounds	10	at Wake Forest	2/24/21
Assists	3	2x, last at Rutgers	11/30/21
Steals	4	vs. Yale	12/22/19
FG Made	9	vs. Wake Forest	1/21/20
3FG Made	5	vs. Detroit Mercy	11/17/19
FT Made	4	5x, last vs. Presbyterian	11/9/21
Minutes	34	2x, last vs. St. Bonaventure	11/19/21

» ABOUT HUNTER TYSON

Born June 13, 2000
Hometown Monroe, N.C.
High School Piedmont
Major Sports Communications

» 2021-22 GAME-BY-GAME

OPPONENT	FG	PCT.	3FG	PCT.	FT	PCT.	OR-DR-TOT	PF	A	TO	BLK	STL	PTS	MIN
* Presbyterian	4-7	.571	2-4	.500	4-5	.800	0-7-7	1	0	2	0	1	14	28
* Wofford	5-10	.500	2-5	.400	0-0	.000	1-4-5	4	0	3	1	1	12	34
* Bryant	8-13	.615	2-3	.667	2-2	1.000	1-4-5	0	1	1	0	0	20	22
* vs. Temple	4-5	.800	2-2	1.000	0-0	.000	0-3-3	2	0	0	0	2	10	29
* [22] vs. St. Bonaventure	4-9	.444	0-3	.000	0-0	.000	0-7-7	2	2	0	0	0	8	34
* West Virginia	3-6	.500	0-2	.000	3-6	.500	0-6-6	2	1	1	1	0	9	29
* Charleston Southern	3-10	.300	1-5	.200	2-2	1.000	3-3-6	1	2	0	0	2	9	23
* at Rutgers	2-9	.222	0-2	.000	6-6	1.000	2-3-5	4	3	1	0	0	10	32
* at Miami	3-6	.500	2-4	.500	2-2	1.000	1-3-4	4	0	1	0	1	10	26
vs. Drake														
Miami (Oh.)														
South Carolina														
at Virginia														
Duke														
Virginia														
at NC State														
at Notre Dame														
Boston College														
at Syracuse														
Pittsburgh														
at Duke														
Florida State														
at Georgia Tech														
North Carolina														
Notre Dame														
at Florida State														
at Louisville														
Wake Forest														
at Boston College														
Georgia Tech														
Virginia Tech														

* - Game Started; [] AP Ranking

» NOTES

TYSON CONSISTENT TO OPEN 21-22

- Hunter Tyson provided a steady array of production up and down the box score to help propel Clemson to a season-opening victory.
- The senior scored 14 points on seven shots, grabbed seven rebounds and added a steal.
- Tyson scored a season-high 20 points against Bryant in a 93-70 win. He finished 8-for-13 from the field.
- Tyson has posted six double-digit scoring games this season, while also collecting at least five rebounds in seven-of-nine games to start the season.
- He is shooting a career-best from the field (.480) and the free throw line (.826), while chipping in a career-high rebounds per game (5.3).

TYSON'S LAST SIX TO END 20-21 SEASON

- Over his last six contests, Hunter Tyson averaged 11.4 points and 6.6 rebounds.
- He was 23-for-44 (.523) from the floor and 11-for-20 (.550) from 3-point range.
- Tyson was 10-for-13 from the foul line during that stretch.

TYSON DRAWS THREE CHARGES

- Hunter Tyson drew three charges in a win over Pittsburgh (March 6, 2021).
- Three is one off of a Clemson record for a single game.
- Marc Campbell drew four against Georgia Tech in 1983-84.
- Both Bobby Conrad and Marvin Dickerson each drew four in the same game against North Carolina in 1978-79.

CAREER NIGHT ON THE GLASS

- Hunter Tyson came away with a career-high 10 rebounds in a win over Wake Forest (Feb. 24, 2021).
- Two of his rebounds came on the offensive glass.
- He narrowly missed on his first career double-double, finishing with nine points and 10 rebounds.

BIG GAME HUNTING

- Junior forward Hunter Tyson, a Monroe, N.C. native, scored all 16 of his points in the second half against North Carolina in a 63-50 convincing victory on Feb. 2, 2021.
- Tyson scored nine-straight points to end the game, including 11-of-the-last-13 for the Tigers.
- He finished 5-for-11 from the floor, 2-for-5 from three and a perfect 4-for-4 at the foul line. He grabbed four boards, while collecting two steals, one block and

» CAREER STATS

				Field Goals			3-PT						Rebounds											
Year	GP	GS	Min.	FG	FGA	Pct.	FG	FGA	Pct.	FT	FTA	Pct.	OR	DR	TOT	Avg.	PF	DQ	A	TO	Blk	Stl	Pts.	Avg.
2018-19	31	0	258	16	63	.254	11	47	.234	6	9	.667	6	26	32	1.0	18	0	12	6	8	2	49	1.6
2019-20	31	3	422	57	128	.445	27	84	.321	29	41	.707	20	72	92	3.0	31	0	11	15	3	17	170	5.5
2020-21	19	12	320	47	101	.465	22	51	.431	27	35	.771	12	67	79	4.2	28	0	6	17	6	9	143	7.5
2021-22	9	9	258	36	75	.480	11	30	.367	19	23	.826	8	40	48	5.3	20	0	9	9	2	7	102	11.3
TOTAL	**90**	**24**	**1258**	**156**	**367**	**.425**	**71**	**212**	**.335**	**81**	**108**	**.750**	**46**	**205**	**251**	**2.8**	**97**	**0**	**38**	**47**	**19**	**35**	**464**	**5.2**

one assist.

HOT START TO 2020-21 SEASON

- Tyson got off to a great start to the season, shooting 54.2 percent from the floor, 46.7 percent from three and 70.0 percent at the line through the first five games of the season.
- Tyson is also rebounding better than any point from earlier in his career, averaging 3.6 boards per game.
- Averaging 14.9 minutes per game, Tyson has provided a much needed boost in the starting lineup and off the bench.
- After missing five games due to injury and another three due to postponements, Tyson returned to the floor against Virginia.
- Tyson finished 3-for-5 from the floor, knocking in a triple, grabbing two rebounds and finishing with seven points in 18 minutes.

TYSON IS KEY OFF TIGER BENCH

- Tyson started to put together solid outings for Clemson off of the bench during the 2019-20 season.
- The Monroe, N.C. native made it back-to-back double-digit scoring games off the bench for Clemson with 10 points in a loss at Georgia Tech.
- Tyson now has six double-digit scoring games last season for the Tigers.
- Tyson provided his fifth double-digit scoring game off the bench for the Tigers in a rout at Boston College (Feb. 22, 2020).
- Tyson was perfect from the floor in all aspects, 4-for-4 from the floor, including 1-for-1 from distance and finished 2-for-2 from the foul line.
- In what was a historic consecutive game stretch for the Tigers, Tyson has provided a boost off the bench.
- Tyson scored seven points in the Tigers' 79-72 victory over No. 3 Duke (Jan. 14, 2020). He finished 2-for-3 from the floor and 2-for-3 from 3-point land.
- In a historic program victory over North Carolina, Tyson knocked down a clutch 3-pointer a mere 13 seconds after checking into the game at the 1:55 mark to help close the gap in the final moments of regulation.
- Tyson has now posted his fourth double-digit scoring game of his career and of the season off the bench.
- Tyson scored 11 points against Yale (Dec. 22, 2019) to collect his fourth double-digit scoring game of his career.
- He also swiped four steals on the night - a new career-high and tied for the second-most in a single game this season with roommate John Newman III.

20-PIECE TYSON

- In just his second career start, Hunter Tyson enjoyed a career-best performance.
- Tyson scored a career-high 21 points on a career-best nine made field goals to help fuel a Tiger victory over Wake Forest (Jan. 21, 2020).
- Tyson was 9-for-13 from the floor and 2-for-5 from distance in the contest, scoring many of his buckets in traffic around the rim, including an emphatic fastbreak two-handed dunk.
- The Monroe, N.C. native grabbed five rebounds, including two on the offensive glass.

TYSON'S 20-PIECE

- Hunter Tyson scored a career-high 20 points in an 87-65 victory over Detroit Mercy (Nov. 17, 2019).
- Tyson became the first Tiger to score 20 points off the bench since Marcquise Reed last season at South Carolina (Dec. 22, 2018).
- Tyson's damage came via the 3-point ball. He made a career-best five long balls on 10 attempts, while also

10 BEN MIDDLEBROOKS

Fr. | Forward | 6-10 | 232
Fort Lauderdale, Fla. | Westminster Academy

» CAREER HIGHS

Points	6	vs. Charleston Southern	11/26/21
Rebounds	3	vs. Charleston Southern	11/26/21
Offensive Rebounds	1	3x, last vs. Charleston Southern	11/26/21
Assists	2	vs. Charleston Southern	11/26/21
Blocks	1	vs. Wofford	11/12/21
Steals	--	--	--
FG Made	2	vs. Charleston Southern	11/26/21
3FG Made	--	--	--
FT Made	2	2x, last vs. Charleston Southern	11/26/21
Minutes	11	vs. Charleston Southern	11/26/21

» ABOUT BEN MIDDLEBROOKS

Born October 16, 2002
Hometown Fort Lauderdale, Fla.
High School Westminster Academy
Major Pre-Business
Fun Fact Sister Mackenzy played tennis at Clemson and graduated in 2021

» 2021-22 GAME-BY-GAME

OPPONENT	FG	PCT.	3FG	PCT.	FT	PCT.	OR-DR-TOT	PF	A	TO	BLK	STL	PTS	MIN
Presbyterian	0-0	.000	0-0	.000	0-0	.000	1-0-1	0	0	0	0	0	0	1
Wofford	0-0	.000	0-0	.000	0-0	.000	0-0-0	0	0	0	1	0	0	2
Bryant	0-0	.000	0-0	.000	2-2	1.000	0-0-0	1	0	0	0	0	2	3
vs. Temple	0-0	.000	0-0	.000	0-0	.000	1-1-2	0	0	0	0	0	0	3
[22] vs. St. Bonaventure	0-0	.000	0-0	.000	0-0	.000	0-0-0	1	0	0	0	0	0	2
West Virginia	0-0	.000	0-0	.000	0-0	.000	0-0-0	0	0	0	0	0	0	4
Charleston Southern	2-3	.667	0-0	.000	2-2	1.000	1-2-3	2	2	1	2	0	6	11
at Rutgers	0-0	.000	0-0	.000	0-0	.000	0-2-2	0	1	1	0	0	0	4
at Miami	0-0	.000	0-0	.000	0-0	.000	1-0-1	1	0	1	0	0	0	2
vs. Drake														
Miami (Oh.)														
South Carolina														
at Virginia														
Duke														
Virginia														
at NC State														
at Notre Dame														
Boston College														
at Syracuse														
Pittsburgh														
at Duke														
Florida State														
at Georgia Tech														
North Carolina														
Notre Dame														
at Florida State														
at Louisville														
Wake Forest														
at Boston College														
Georgia Tech														
Virginia Tech														

* - Game Started; [] AP Ranking

» NOTES

BEFORE CLEMSON

- Middlebrooks is a 6-10, 232-pound frontcourt player who is rated as a four-star prospect, according to ESPN.
- As a senior at Westminster Academy, he averaged 20.5 points and 13.6 rebounds per game. During his junior year at Westminster Academy, he averaged 20.0 points and 13.0 rebounds per game.
- He was a member of Each 1 Teach 1 Elite basketball program and they reached the Elite Eight of the 2021 Nike EYBL Peach Jam. He finished second in rebounding during Peach Jam with 9.9 per game. He also tallied 7.7 points per contest.
- Middlebrooks chose Clemson over Florida, Auburn, Georgia, Ole Miss, Virginia Tech, Notre Dame and Dayton.

PERSONAL

- Middlebrooks' sister, Mackenzy, was a member of Clemson's women's tennis program and graduated in 2021.

"The Clemson Family certainly rings true with the Middlebrooks. I'm very happy that Ben chose to join his sister and become a Tiger," said Brownell. "Ben is a skilled, versatile big who moves very well for his size and rebounds the ball at a high level. He has a high motor and excels because of his skill level and high basketball IQ. His passion for Clemson was evident throughout the recruiting process and fans will see it in his play."

» CAREER STATS

				Field Goals			3-PT						Rebounds											
Year	GP	GS	Min.	FG	FGA	Pct.	FG	FGA	Pct.	FT	FTA	Pct.	OR	DR	TOT	Avg.	PF	DQ	A	TO	Blk	Stl	Pts.	Avg.
2021-22	9	0	33	2	3	.667	0	0	.000	4	4	1.000	4	5	9	1.0	5	0	3	3	3	0	8	0.9
TOTAL	**9**	**0**	**33**	**2**	**3**	**.667**	**0**	**0**	**.000**	**4**	**4**	**1.000**	**4**	**5**	**9**	**1.0**	**5**	**0**	**3**	**3**	**3**	**0**	**8**	**0.9**

11 PARKER FOX

Sr. | Guard | 6-7 | 210
Reno, Nev. | Oconee County (Ga.)



» CAREER HIGHS

Points	4	vs. SC State	12/2/20
Rebounds	1	5x, vs. Charleston Southern	11/26/21
Assists	1	at Virginia Tech	3/4/20
Blocks	1	vs. Bryant	11/15/21
Steals	---	---	----
FG Made	1	5x, last vs. Charleston Southern	11/26/21
3FG Made	1	4x, last vs. Charleston Southern	11/26/21
FT Made	1	vs. SC State	12/2/20
Minutes	5	vs. Presbyterian	11/7/19

» ABOUT PARKER FOX

Born July 15, 2000
Hometown Reno, Nev.
High School Oconee County (Ga.)
Major Management

» 2021-22 GAME-BY-GAME

OPPONENT	FG	PCT.	3FG	PCT.	FT	PCT.	OR-DR-TOT	PF	A	TO	BLK	STL	PTS	MIN
Presbyterian	DNP													
Wofford	DNP													
Bryant	0-0	.000	0-0	.000	0-0	.000	0-0-0	0	0	0	1	0	0	1
vs. Temple	0-0	.000	0-0	.000	0-0	.000	0-1-1	0	0	0	0	0	0	2
[22] vs. St. Bonaventure	DNP													
West Virginia	DNP													
Charleston Southern	1-1	1.000	1-1	1.000	0-0	.000	0-1-1	0	0	1	0	0	3	3
at Rutgers	DNP													
at Miami	DNP													
vs. Drake														
Miami (Oh.)														
South Carolina														
at Virginia														
Duke														
Virginia														
at NC State														
at Notre Dame														
Boston College														
at Syracuse														
Pittsburgh														
at Duke														
Florida State														
at Georgia Tech														
North Carolina														
Notre Dame														
at Florida State														
at Louisville														
Wake Forest														
at Boston College														
Georgia Tech														
Virginia Tech														

* - Game Started; [] AP Ranking

» NOTES

FOX SAYS NO

- Parker Fox tallied his first career block in a 93-70 rout of Bryant.
- Fox closed out on Bryant's Parker Kiss and blocked his shot in the near corner.

CAREER NIGHT

- Parker Fox played just a little over two minutes in the Tigers' home opener of 2020-21, but that's all he needed to eclipse a career-high in points.
- Nailing 1-of-2 at the foul line, Fox followed up with his third career triple to give him a career-best four points on the night.
- Fox has now scored 12 career points - outscoring director of operations Matt Bucklin who served as a walk-on for Fox's dad at Georgia.

BEHIND THE ARC

- Parker Fox entered his sixth game of the year last season at Pittsburgh (Feb. 12, 2021) and knocked down his second career 3-pointer from nearly the same spot on the floor.
- The three points scored tied a career-high as did the made field goal and 3-point made field goal.
- Fox grabbed a rebound in the contest, tying his career mark for rebounds in a game.
- He previously corralled a rebound against Jacksonville (Dec. 20).

SON OF A COACH

- Parker Fox has been around the game of basketball for his entire life.
- Fox grew up the son of a Division I men's basketball head coach.
- His father, Mark Fox, is currently the head coach of California's program, but has previously served as head coach at Georgia, Nevada and as an assistant at Nevada, Kansas State and Washington.

» CAREER STATS

				Field Goals			3-PT						Rebounds										
Year	GP	GS	Min.	FG	FGA	Pct.	FG	FGA	Pct.	FT	FTA	Pct.	OR	DR	TOT	Avg.	PF	DQ	A	TO	Blk	Stl	Pts.	Avg.
2018-19	5	0	5	1	2	.500	1	2	.500	0	0	.000	0	0	0	0.0	1	0	0	1	0	0	3	0.6
2019-20	8	0	17	2	3	.667	1	2	.500	0	1	.000	0	2	2	0.3	0	0	1	1	0	0	5	0.6
2020-21	3	0	4	1	1	1.000	1	1	1.000	1	2	.500	1	0	1	0.3	0	0	0	1	0	0	4	1.3
2021-22	3	0	6	1	1	1.000	1	1	1.000	0	0	.000	0	2	2	0.7	0	0	0	1	1	0	3	1.0
TOTAL	**19**	**0**	**32**	**5**	**7**	**.714**	**4**	**6**	**.667**	**1**	**3**	**.333**	**1**	**4**	**5**	**0.3**	**1**	**0**	**1**	**4**	**1**	**0**	**15**	**0.8**

12 ALEX HEMENWAY

Jr. | Guard | 6-3.5 | 195
Newburgh, Ind. | Castle



» CAREER HIGH

Points	17	at Wake Forest	2/24/21
Rebounds	4	vs. Mississippi State	11/25/20
Assists	1	2x, last vs. Notre Dame	2/9/20
Steals	1	vs. Mississippi State	11/25/20
Blocks	1	vs. Miami	1/2/21
FG Made	6	at Wake Forest	2/24/21
3FG Made	5	at Wake Forest	2/24/21
FT Made	2	2x, last vs. Maryland	12/9/20
Minutes	25	vs. North Carolina	2/2/21

» ABOUT ALEX HEMENWAY

Born June 17, 2001
Hometown Newburgh, Ind.
High School Castle
Major Sports Communications
Fun Fact His dad played high school soccer with Head Coach Brad Brownell

» 2021-22 GAME-BY-GAME

OPPONENT	FG	PCT.	3FG	PCT.	FT	PCT.	OR-DR-TOT	PF	A	TO	BLK	STL	PTS	MIN
Presbyterian	1-2	.500	0-0	.000	0-0	.000	0-2-2	3	0	0	0	0	2	13
Wofford	0-0	.000	0-0	.000	2-2	1.000	1-0-1	0	0	0	0	0	2	10
Bryant	2-4	.500	1-1	1.000	0-2	.000	1-2-3	2	0	1	0	0	5	13
vs. Temple	2-5	.400	2-5	.400	0-1	.000	0-2-2	1	0	1	0	0	6	12
[22] vs. St. Bonaventure	DNP													
West Virginia	DNP													
Charleston Southern	2-8	.250	2-6	.333	0-0	.000	0-2-2	3	0	1	0	0	6	17
at Rutgers	0-1	.000	0-1	.000	0-0	.000	0-0-0	0	0	0	0	0	0	3
at Miami	0-0	.000	0-0	.000	0-0	.000	0-0-0	1	0	0	0	0	0	3
vs. Drake														
Miami (Oh.)														
South Carolina														
at Virginia														
Duke														
Virginia														
at NC State														
at Notre Dame														
Boston College														
at Syracuse														
Pittsburgh														
at Duke														
Florida State														
at Georgia Tech														
North Carolina														
Notre Dame														
at Florida State														
at Louisville														
Wake Forest														
at Boston College														
Georgia Tech														
Virginia Tech														

* - Game Started; [] AP Ranking

» NOTES

CAREER-NIGHT FOR HEMENWAY

- Alex Hemenway scored a career-high 17 points in a 60-39 win over Wake Forest (Feb. 24, 2021).
- Hemenway scored the career-high in points off a career-best six made field goals and five made 3-pointers.

FIRST CAREER START ON SOUTH BEACH

- Alex Hemenway earned his first career start against Miami (Jan. 2, 2021).
- Hemenway finished 3-for-6 from the field, including 2-of-4 from downtown in the contest, while playing 16 minutes.
- The Indiana sharpshooter also tallied his first career block, preventing a layup.

THREE-POINT ASSASSIN

- After overcoming a severe high ankle sprain during his freshman season, Alex Hemenway became the most dangerous long range shooter for Clemson.
- Hemenway is 49-for-117 in his career (.419) from 3-point range, which currently places him fifth all-time in Clemson history. There is obviously much more basketball ahead, but important to recognize his ability and contribution from behind the arc to this point.

THREE-POINT FIELD GOAL PERCENTAGE LEADERS IN CLEMSON HISTORY (Min. 50 Attempts)

Rk	Name	Yrs	Years	FGM	FGA	Pct.
1.	Michael Tait	2	1985-87	70	136	.515
2.	Marc Campbell	4	1980-84	37	73	.507
3.	Anthony Jenkins	4	1982-87	91	199	.457
4.	Michael Brown	1	1986-87	34	76	.447
5.	**Alex Hemenway**	**2**	**2019-Pres.**	**49**	**117**	**.419**
6.	Chris Whitney	2	1991-93	167	404	.413
7.	Terrence Oglesby	2	2007-09	177	448	.395
8.	Avry Holmes	2	2015-17	119	306	.389
9.	Bruce Martin	4	1991-95	129	336	.384
10.	K.C. Rivers	4	2005-09	281	729	.385

HEMENWAY'S CAREER NIGHT

- Hemenway played a career-high 19 minutes off the Tiger bench against Notre Dame (Feb. 9, 2020) and provided a much needed offensive spark.
- Hemenway scored a career-high 16 points on 5-of-8 made field goals. The five made field goals were a career-best.
- Of those five made field goals, four were from 3-point land - another career-best.

» CAREER STATS

				Field Goals			3-PT						Rebounds											
Year	GP	GS	Min.	FG	FGA	Pct.	FG	FGA	Pct.	FT	FTA	Pct.	OR	DR	TOT	Avg.	PF	DQ	A	TO	Blk	Stl	Pts.	Avg.
2019-20	15	0	183	25	50	.500	20	42	.476	2	2	1.000	3	10	13	0.9	12	0	6	6	0	0	72	4.8
2020-21	24	11	376	36	86	.419	24	62	.387	16	18	.889	0	31	31	1.3	33	0	14	19	2	9	112	4.7
2021-22	7	0	71	7	20	.350	5	13	.385	2	5	.400	2	8	10	1.4	10	0	0	3	0	0	21	3.0
TOTAL	**46**	**11**	**631**	**68**	**156**	**.436**	**49**	**117**	**.419**	**20**	**25**	**.800**	**5**	**49**	**54**	**1.2**	**55**	**0**	**20**	**28**	**2**	**9**	**205**	**4.5**

» HEMENWAY NOTES

BEFORE CLEMSON

- Came to Clemson as a three-star prospect.
- Ranked No. 10 in the state of Indiana
- Averaged 21.0 points, 5.0 rebounds and 4.0 assists per game as a junior last season at Castle High School
- Chose Clemson over Nebraska, Creighton, DePaul and Belmont

HIGH SCHOOL ACCOLADES

- Indiana Jr. All-Star – May 2018
- Castle Basketball 1,000 Point Club – February 2018
- SIAC All-Conference First Team – 2017-18
- IBCA Supreme 15 – 2017-18
- SIAC All-Conference First Team – 2016-17
- IBCA Supreme 15 – 2016-17

13 DAVID COLLINS

+Sr. | Guard | 6-4.5 | 217
Youngstown, Ohio | First Love Christian Academy

» CAREER HIGHS

Points	31	vs. Stony Brook	3/20/19
Rebounds	11	vs. Wofford	12/12/20
Assists	7	2x, last vs. SMU	3/10/19
Steals	7	vs. Boston College	11/10/20
FG Made	11	vs. Memphis	3/8/18
3FG Made	4	2x, last vs. DePaul	4/3/19
FT Made	15	vs. Stony Brook	3/20/19
Minutes	44	2x, last vs. ECU	2/10/19

» ABOUT DAVID COLLINS

Born May 31, 1998
Hometown Youngstown, Ohio
High School First Love Christian Academy
Previous School South Florida
Major Athletic Leadership

» 2021-22 GAME-BY-GAME

OPPONENT	FG	PCT.	3FG	PCT.	FT	PCT.	OR-DR-TOT	PF	A	TO	BLK	STL	PTS	MIN
* Presbyterian	5-7	.714	1-2	.500	3-9	.333	0-5-5	3	3	2	0	1	14	36
* Wofford	3-7	.429	0-2	.000	1-2	.500	0-1-1	3	2	6	0	2	7	29
* Bryant	3-6	.500	1-1	1.000	3-3	1.000	2-7-9	1	2	0	0	1	10	23
* vs. Temple	2-7	.286	0-0	.000	3-4	.750	2-7-9	2	3	2	0	2	7	25
* [22] vs. St. Bonaventure	6-9	.667	1-2	.500	1-4	.250	0-5-5	4	0	1	0	2	14	26
* West Virginia	2-3	.667	0-0	.000	0-2	.000	1-2-3	5	1	2	0	2	4	22
* Charleston Southern	3-6	.500	0-1	.000	3-3	1.000	1-5-6	1	0	1	0	3	9	24
* at Rutgers	6-11	.545	1-3	.333	5-9	.556	0-10-10	4	2	3	0	1	18	33
* at Miami	6-11	.545	1-1	1.000	2-4	.500	2-7-9	3	5	5	0	1	15	33
vs. Drake														
Miami (Oh.)														
South Carolina														
at Virginia														
Duke														
Virginia														
at NC State														
at Notre Dame														
Boston College														
at Syracuse														
Pittsburgh														
at Duke														
Florida State														
at Georgia Tech														
North Carolina														
Notre Dame														
at Florida State														
at Louisville														
Wake Forest														
at Boston College														
Georgia Tech														
Virginia Tech														

* - Game Started; [] AP Ranking

» NOTES

COLLINS' CAREER DOUBLE-DOUBLES

- David Collins totaled his second career double-double and first as a Tiger in a loss at Rutgers (Nov. 30).

DAVID COLLINS DOUBLE-DOUBLES

Date	Opponent	Points	Rebounds
Nov. 30, 2021	at Rutgers	18	10
Dec. 12, 2020	vs. Wofford	13	11

COLLINS' IMPACT TO BEGIN 21-22

- David Collins contributed in many areas in the Tigers' season opening victory over Presbyterian.
- Collins netted 14 points on 5-of-7 shooting, including knocking down a trey.
- Collins added five boards, three assists and one steal in the effort.
- Collins has contributed three double-digit scoring games this season, including a season-high 14 against Presbyterian and St. Bonaventure.
- Collins has added multiple steals in five games this season.

BEFORE CLEMSON (USF)

- Collins is a 6-4, 220-pound guard who led the Bulls in scoring last season (2020-21) (12.5 ppg) and averaged over 30 minutes per contest. He added 3.5 rebounds and a team-leading 3.4 assists per contest. Collins shot 42.0 percent from the field, including 37.3 percent from three.
- He scored 1,516 career points as a Bull (seventh-most in program history), which included his best scoring season in 2018-19. Collins posted a 587-point campaign that culminated in a 24-win season and postseason berth. That mark is the sixth-most points scored in a single season in South Florida history and ninth-most in American Athletic Conference history.
- He scored a career-high 31 points against Stony Brook (March 20) in the opening round of the CBI.
- Collins finished his South Florida career with 309 assists and 182 steals. In 2018-19 he recorded the 20th-most steals of any player in the NCAA. He was a frequent visitor to the charity stripe, setting the attempts (739) and makes (493) records in the AAC.
- Collins has earned All-AAC Rookie Team and Third Team honors during his time in Tampa. He played in 116 games and made 96 starts.
- Collins played four seasons at South Florida (2017-21) and will be immediately eligible after graduating from USF with a degree in business finance.

» CAREER STATS

				Field Goals			3-PT						Rebounds											
Year	GP	GS	Min.	FG	FGA	Pct.	FG	FGA	Pct.	FT	FTA	Pct.	OR	DR	TOT	Avg.	PF	DQ	A	TO	Blk	Stl	Pts.	Avg.
2017-18*	27	13	668	84	169	.497	20	48	.417	81	113	.717	13	53	66	2.4	82	2	65	70	3	28	269	10.0
2018-19*	37	37	1242	167	418	.400	47	150	.313	206	293	.703	23	116	139	3.8	117	3	115	117	11	76	587	15.9
2019-20*	28	25	903	119	287	.415	22	84	.262	126	193	.653	23	86	109	3.9	82	2	54	94	10	49	386	13.8
2020-21*	22	21	668	95	226	.420	19	51	.373	65	117	.556	9	68	77	3.5	62	0	75	70	6	29	274	12.5
2021-22	9	9	254	36	67	.537	5	12	.417	21	40	.525	8	49	57	6.3	26	1	18	22	0	15	98	10.9
TOTAL	**125**	**107**	**3810**	**505**	**1188**	**.425**	**114**	**350**	**.326**	**514**	**779**	**.660**	**79**	**380**	**459**	**3.7**	**379**	**9**	**328**	**376**	**31**	**201**	**1638**	**13.1**

Note: * - Played four seasons at South Florida

» COLLINS NOTES

"David Collins is a proven player at the high major level," said Brownell. "He's a strong, physical guard who excels making plays in the open court and he consistently puts pressure on the defense by attacking the paint. Adding David to our team certainly bolsters our depth at the position and versatility on the wing."

14 DEVIN FOSTER

Jr. | Forward | 6-2 | 180
Canton, Mass. | Canton



» CAREER HIGHS

Points	--	--	--
Rebounds	1	vs. Bryant	11/15/21
Assists	--	--	--
Steals	--	--	--
FG Made	--	--	--
3FG Made	--	--	--
FT Made	--	--	--
Minutes	1	vs. Bryant	11/15/21

» ABOUT DEVIN FOSTER

Born April 7, 2001
Hometown Canton, Mass.
High School Canton
Major Financial Management
Fun Fact Just the fifth Clemson manager to be elevated to the active roster in school history.

» 2021-22 GAME-BY-GAME

OPPONENT	FG	PCT.	3FG	PCT.	FT	PCT.	OR-DR-TOT	PF	A	TO	BLK	STL	PTS	MIN
Presbyterian	DNP													
Wofford	DNP													
Bryant	0-0	.000	0-0	.000	0-0	.000	0-1-1	0	0	1	0	0	0	1
vs. Temple	0-0	.000	0-0	.000	0-0	.000	0-0-0	0	0	0	0	0	0	1
[22] vs. St. Bonaventure	DNP													
West Virginia	DNP													
Charleston Southern	0-0	.000	0-0	.000	0-0	.000	0-0-0	0	0	1	0	0	0	2
at Rutgers	DNP													
at Miami	DNP													
vs. Drake														
Miami (Oh.)														
South Carolina														
at Virginia														
Duke														
Virginia														
at NC State														
at Notre Dame														
Boston College														
at Syracuse														
Pittsburgh														
at Duke														
Florida State														
at Georgia Tech														
North Carolina														
Notre Dame														
at Florida State														
at Louisville														
Wake Forest														
at Boston College														
Georgia Tech														
Virginia Tech														

* - Game Started; [] AP Ranking

» NOTES

FROM MANAGER TO PLAYER

- Clemson basketball student manager Devin Foster was elevated to the active roster during the 2021 offseason with fellow teammate Jack Nauseef.
- This isn't something unfamiliar to head coach Brad Brownell, who, in 2019, elevated a then-manager Wells Hoag (2019-21) to the active roster.
- He also elevated Riley McGillan in 2014. McGillan played 20 games through his Tiger career, scoring 11 points.
- McGillan later served as a graduate assistant in Clemson's program and is now the director of operations at Longwood University for men's basketball.
- Prior to Hoag and McGillan, the last managers to play in a game were Dennis Hopf (1988-89) and Edward Bynum (1984-85).
- The most points scored by a walk-on in a career is 33 by Jeff Holstein (1985-87) in 34 career games. He also recorded 32 rebounds.

PROMOTED MANAGERS CAREER STATS

Name	Years	GP	FG	3FG	FT	Reb	Pts
Jack Nauseef	2021-pres.	1	0-1	0-0	0-0	0	0
Devin Foster	2021-pres.	2	0-0	0-0	0-0	1	0
Wells Hoag	2019-21	10	2-7	1-4	0-0	2	5
Riley McGillan	2014-17	20	4-14	2-12	1-2	2	11
Dennis Hopf	1988-89	1	0-1	0-0	0-0	0	0
Edward Bynum	1984-85	9	3-7	0-0	4-12	9	10

BEFORE CLEMSON

- 2019 Mr. Basketball in Massachusetts
- All-time leading scorer at Canton High School (1,306 points)
- Averaged 21.0 points per game in high school Hockomock League MVP

» CAREER STATS

				Field Goals			3-PT						Rebounds											
Year	GP	GS	Min.	FG	FGA	Pct.	FG	FGA	Pct.	FT	FTA	Pct.	OR	DR	TOT	Avg.	PF	DQ	A	TO	Blk	Stl	Pts.	Avg.
2021-22	3	0	4	0	0	.000	0	0	.000	0	0	.000	0	1	1	0.3	0	0	0	2	0	0	0	0.0
TOTAL	**3**	**0**	**4**	**0**	**0**	**.000**	**0**	**0**	**.000**	**0**	**0**	**.000**	**0**	**1**	**1**	**0.3**	**0**	**0**	**0**	**2**	**0**	**0**	**0**	**0.0**

15 JACK NAUSEEF

Jr. | Guard | 6-1 | 160
Dayton, Ohio | Chaminade Julienne Catholic

» CAREER HIGHS

Points	--	--	--
Rebounds	--	--	--
Assists	--	--	--
Steals	--	--	--
FG Made	--	--	--
3FG Made	--	--	--
FT Made	--	--	--
Minutes	1	vs. Bryant	11/15/21-

» ABOUT JACK NAUSEEF

Born May 24, 2000
Hometown Dayton, Ohio
High School Chaminade Julienne Catholic
Major Pre-Business
Fun Fact Just the sixth Clemson manager to be elevated to the active roster in school history; brother Daniel is a manager for the basketbal team.

» 2021-22 GAME-BY-GAME

OPPONENT	FG	PCT.	3FG	PCT.	FT	PCT.	OR-DR-TOT	PF	A	TO	BLK	STL	PTS	MIN
Presbyterian	DNP													
Wofford	DNP													
Bryant	0-1	.000	0-0	.000	0-0	.000	0-0-0	0	0	0	0	0	0	1
vs. Temple	DNP													
[22] vs. St. Bonaventure	DNP													
West Virginia	DNP													
Charleston Southern	0-1	.000	0-1	.000	0-0	.000	0-0-0	0	0	0	0	0	0	2
at Rutgers	DNP													
at Miami	DNP													
vs. Drake														
Miami (Oh.)														
South Carolina														
at Virginia														
Duke														
Virginia														
at NC State														
at Notre Dame														
Boston College														
at Syracuse														
Pittsburgh														
at Duke														
Florida State														
at Georgia Tech														
North Carolina														
Notre Dame														
at Florida State														
at Louisville														
Wake Forest														
at Boston College														
Georgia Tech														
Virginia Tech														

* - Game Started; [] AP Ranking

» NOTES

FROM MANAGER TO PLAYER

- Clemson basketball student manager Jack Nauseef was elevated to the active roster during the 2021 offseason with fellow teammate Devin Foster.
- This isn't something unfamiliar to head coach Brad Brownell, who, in 2019, elevated a then-manager Wells Hoag (2019-21) to the active roster.
- He also elevated Riley McGillan in 2014. McGillan played 20 games through his Tiger career, scoring 11 points.
- McGillan later served as a graduate assistant in Clemson's program and is now the director of operations at Longwood University for men's basketball.
- Prior to Hoag and McGillan, the last managers to play in a game were Dennis Hopf (1988-89) and Edward Bynum (1984-85).
- The most points scored by a walk-on in a career is 33 by Jeff Holstein (1985-87) in 34 career games. He also recorded 32 rebounds.

PROMOTED MANAGERS CAREER STATS

Name	Years	GP	FG	3FG	FT	Reb	Pts
Jack Nauseef	2021-pres.	1	0-1	0-0	0-0	0	0
Devin Foster	2021-pres.	2	0-0	0-0	0-0	1	0
Wells Hoag	2019-21	10	2-7	1-4	0-0	2	5
Riley McGillan	2014-17	20	4-14	2-12	1-2	2	11
Dennis Hopf	1988-89	1	0-1	0-0	0-0	0	0
Edward Bynum	1984-85	9	3-7	0-0	4-12	9	10

BEFORE CLEMSON

- Served as a team captain.
- Two-year varsity starter.
- Two-time All-Conference in the Greater Catholic League (GCL).
- All-District Team.

» CAREER STATS

				Field Goals			3-PT						Rebounds											
Year	GP	GS	Min.	FG	FGA	Pct.	FG	FGA	Pct.	FT	FTA	Pct.	OR	DR	TOT	Avg.	PF	DQ	A	TO	Blk	Stl	Pts.	Avg.
2021-22	2	0	3	0	2	.000	0	1	.000	0	0	.000	0	0	0	0.0	0	0	0	0	0	0	0	0.0
TOTAL	**2**	**0**	**3**	**0**	**2**	**.000**	**0**	**1**	**.000**	**0**	**0**	**.000**	**0**	**0**	**0**	**0.0**	**0**	**0**	**0**	**0**	**0**	**0**	**0**	**0.0**

24 PJ HALL

So. | Forward | 6-10 | 240
Spartanburg, S.C. | Dorman

» CAREER HIGHS

Points	22	2x, last vs. St. Bonaventure	11/19/21
Rebounds	8	3x, last vs. St. Bonaventure	11/19/21
Assists	3	2x, last vs. Temple	11/18/21
Blocks	3	vs. St. Bonaventure	11/19/21
Steals	2	vs. Alabama	12/12/20
FG Made	8	vs. St. Bonaventure	11/19/21
3FG Made	3	2x, last vs. St. Bonaventure	11/19/21
FT Made	7	vs. Wofford	11/12/21
Minutes	36	at Miami	12/4/21

» ABOUT PJ HALL

Born February 21, 2002
Hometown Spartanburg, S.C.
High School Dorman
Major Sports Communications
Fun Fact: Sister, Thayer, is a standout volleyball player at the University of Florida

» 2021-22 GAME-BY-GAME

OPPONENT	FG	PCT.	3FG	PCT.	FT	PCT.	OR-DR-TOT	PF	A	TO	BLK	STL	PTS	MIN
* Presbyterian	2-4	.500	1-2	.500	1-4	.250	1-7-8	2	1	4	2	1	6	29
* Wofford	6-8	.750	3-4	.750	7-10	.700	2-6-8	4	0	3	0	0	22	26
* Bryant	7-13	.538	0-1	.000	0-0	.000	2-3-5	2	3	0	1	0	14	24
* vs. Temple	6-11	.545	1-4	.250	0-0	.000	0-2-2	0	3	0	1	0	13	20
* [22] vs. St. Bonaventure	8-15	.533	3-5	.600	3-4	.750	3-5-8	1	2	1	3	0	22	31
* West Virginia	5-7	.714	0-1	.000	0-0	.000	2-3-5	2	1	2	0	0	10	25
* Charleston Southern	4-7	.571	1-2	.500	1-2	.500	0-2-2	3	2	1	0	1	10	13
* at Rutgers	5-13	.385	0-3	.000	0-0	.000	1-3-4	5	0	0	2	0	10	19
* at Miami	6-14	.429	0-4	.000	6-6	1.000	1-6-7	2	2	2	0	1	18	36
vs. Drake														
Miami (Oh.)														
South Carolina														
at Virginia														
Duke														
Virginia														
at NC State														
at Notre Dame														
Boston College														
at Syracuse														
Pittsburgh														
at Duke														
Florida State														
at Georgia Tech														
North Carolina														
Notre Dame														
at Florida State														
at Louisville														
Wake Forest														
at Boston College														
Georgia Tech														
Virginia Tech														

* - Game Started; [] AP Ranking

» NOTES

PJ HALL AT THE CHARLESTON CLASSIC

- PJ Hall averaged 15.0 points, 5.0 rebounds, 2.0 assists and 1.3 blocks per game during the three-game tournament.
- Hall shot 19-for-33 (57.6 percent) from the floor, including 4-for-10 from three.
- He tied career highs against No. 22 St. Bonaventure with 22 points and eight rebounds. Of his eight rebounds, three of them came on the offensive glass – a new career high.

CAREER NIGHT FOR HALL AGAINST HOMETOWN TEAM

- PJ Hall finished with a career-high 22 points and tied his career high with eight rebounds in a 76-68 win over Wofford on Nov. 12.
- It marked Hall's first career 20-point game.
- He made a career-best seven free throws on a career high 10 attempts, while adding in a career-best three triples and finished 6-for-8 from the field.

FAST START ON OPENING NIGHT

- PJ Hall notched a career-best with eight rebounds in a season opening win against Presbyterian.
- Of Hall's eight board, one was on the offensive glass.
- Hall also added a career-best two blocked shots in addition to one steal and one assist.

STEPPING UP BIG AGAINST NC STATE

- PJ Hall stepped up in a big way off the bench for the Tigers in a 74-70 overtime win against NC State (Jan. 2, 2021).
- Hall scored eight points on 4-for-7 shooting, including providing a hook shot over Manny Bates with 10 seconds left in overtime to extend the Clemson lead to 74-70.

THROWN INTO THE FIRE

- PJ Hall was thrown into the fire in his first collegiate game and did not disappoint.
- Hall relieved Aamir Simms off the bench when Simms got into foul trouble.
- Hall finished 5-for-6 from the floor with 10 points and seven rebounds to help lead the Tigers to a 53-42 victory over Mississippi State (Nov. 25, 2020).

PJ HALL'S AWARDS AND ACCOLADES

Rankings

- #1 ranked player in South Carolina
- 2019-20 South Carolina Gatorade Player of the Year
- ESPN ranked four-star prospect (No. 48 in ESPN Top

» CAREER STATS

				Field Goals			3-PT						Rebounds											
Year	GP	GS	Min.	FG	FGA	Pct.	FG	FGA	Pct.	FT	FTA	Pct.	OR	DR	TOT	Avg.	PF	DQ	A	TO	Blk	Stl	Pts.	Avg.
2020-21	21	0	208	30	61	.492	2	15	.133	12	16	.750	14	28	42	2.0	28	0	2	9	5	4	74	3.5
2021-22	9	9	225	49	92	.533	9	26	.346	18	26	.692	12	37	49	5.4	21	1	14	13	9	3	125	13.9
TOTAL	**30**	**9**	**432**	**79**	**153**	**.516**	**11**	**41**	**.268**	**30**	**42**	**.714**	**26**	**65**	**91**	**3.0**	**49**	**1**	**16**	**22**	**14**	**7**	**199**	**6.6**

» HALL NOTES

100, No. 9 power forward in the nation)

- 247Sports ranked four-star prospect (No. 54 in Top247, No. 9 power forward in the nation)
- Rivals ranked four-star prospect (No. 48 in Rivals150, No. 8 power forward in the nation)

2018-19

- Averaged 14.5 points, 8.2 rebounds and 2.1 blocks per game as a junior
- USA Today All-South Carolina Team
- 5A State Champion
- All-Region
- All-State
- Spartanburg Herald Journal First-Team All-Area
- Chick-Fil-A Classic All-Tournament Team

2017-18:

- SC Top-80 Camp "Mr. Basketball"
- 5A State Champion
- SCHSL All-Rookie Team

33 NAZ BOHANNON

+Sr. | Forward | 6-6 | 232
Lorain, Ohio | Lorain



» CAREER HIGHS

Points	32	vs. Green Bay	1/1/21
Rebounds	19	vs. Central Michigan	12/4/18
Offensive Rebounds	9	2x, last at Cleveland State	1/26/19
Assists	11	at Oakland	3/2/21
Blocks	2	at Western Michigan	12/7/19
Steals	4	3x, last vs. Thiel	11/7/19
FG Made	12	vs. Green Bay	1/1/21
3FG Made	3	at Ohio State	12/18/18
FT Made	8	vs. Green Bay	1/1/21
Minutes	52	vs. Central Michigan	12/4/18

» ABOUT NAZ BOHANNON

Born January 22, 1999
Hometown Lorain, Ohio
High School Lorain
Previous School Youngstown State
Major Athletic Leadership

» 2021-22 GAME-BY-GAME

OPPONENT	FG	PCT.	3FG	PCT.	FT	PCT.	OR-DR-TOT	PF	A	TO	BLK	STL	PTS	MIN
Presbyterian	0-1	.000	0-0	.000	0-0	.000	1-2-3	0	1	0	0	0	0	21
Wofford	2-4	.500	0-0	.000	1-2	.500	2-5-7	1	3	2	1	0	5	13
Bryant	1-2	.500	0-0	.000	0-0	.000	1-3-4	2	3	1	0	0	2	18
vs. Temple	3-4	.750	0-0	.000	0-0	.000	1-1-2	1	1	0	0	0	6	18
[22] vs. St. Bonaventure	0-1	.000	0-0	.000	0-0	.000	0-0-0	0	2	1	0	0	0	17
West Virginia	2-4	.500	0-0	.000	3-4	.750	1-2-3	3	4	4	0	0	7	25
Charleston Southern	5-8	.625	0-0	.000	0-0	.000	3-4-7	2	2	0	0	0	10	19
at Rutgers	4-6	.667	0-0	.000	0-0	.000	3-1-4	1	3	2	1	0	8	24
at Miami	2-4	.500	0-0	.000	0-0	.000	4-2-6	0	4	1	0	0	4	20
vs. Drake														
Miami (Oh.)														
South Carolina														
at Virginia														
Duke														
Virginia														
at NC State														
at Notre Dame														
Boston College														
at Syracuse														
Pittsburgh														
at Duke														
Florida State														
at Georgia Tech														
North Carolina														
Notre Dame														
at Florida State														
at Louisville														
Wake Forest														
at Boston College														
Georgia Tech														
Virginia Tech														

* - Game Started; [] AP Ranking

» NOTES

SIXTH MAN PRODUCTION

• Naz Bohannon has given the Tigers tremendous minutes off of the bench this season, contributing to nearly every positive play category (organized by total points scored).

PLAYERS WITH AT LEAST 55.0% FG, 20+ ASSISTS AND 30+ REBOUNDS OFF THE BENCH

Rk	Name	GP-GS	FG%	Reb	Ast	Pts
1.	Trevion Williams, Purdue	8-0	59.1	70	20	99
2.	Dylan Van Eyck, Iona	10-1	61.4	51	36	97
3.	JD Davison, Alabama	8-0	55.3	38	37	78
4.	Savion Lewis, Quinnipiac	8-1	69.4	34	33	75
5.	Cameron Parker, Montana	10-1	55.6	35	44	86
4.	Everett Winchester, Florida Atl.	9-3	55.6	37	27	74
5.	Cameron Hildreth, Wake Forest	9-0	58.8	33	20	56
6.	Naz Bohannon, Clemson	9-0	55.9	36	23	42

JOINING ELITE COMPANY

• Naz Bohannon is the eighth player since the 1992-93 season to produce at least 1,200 points, 1,000 rebounds and 300 assists (College Basketball Reference).

PLAYERS WITH AT LEAST 1,200 POINTS, 1,000 REBOUNDS AND 300 ASSISTS (CAREER - SINCE 1992-93 SEASON)

Rk	Name	Years	Pts	Reb	Ast
1.	Ethan Happ, Wisconsin	2016-19	2130	1217	423
2.	Keith Braxton, St. Francis (Pa.)	2017-20	2067	1149	454
3.	John Konchar, IPFW	2016-19	2065	1149	553
4.	Marqus Blakely, Vermont	2007-10	1875	1044	301
5.	Kyle Collinsworth, BYU	2011-16	1707	1047	703
6.	Draymond Green, Michigan St.	2009-12	1517	1096	425
7.	Shaun Stonerook, Ohio St./Ohio	1996-00	1438	1035	390
8.	Naz Bohannon, Clemson/YSU	2017-21	1278	1026	315

CLEANING UP THE GLASS

• Naz Bohannon came to Clemson with 990 career rebounds.
• Bohannon grabbed seven in a win over Wofford (Nov. 12) and notched the 1,000 rebound plateau of his career.
• He is the only active Division I player with 1,000 career rebounds.

BEFORE CLEMSON (YOUNGSTOWN STATE)

• Bohannon is a 6-6, 228-pound forward who led the Penguins in scoring last season (16.5 ppg) and rebounding (8.2 rpg), while also logging 32.9 minutes

» CAREER STATS

				Field Goals			3-PT						Rebounds											
Year	GP	GS	Min.	FG	FGA	Pct.	FG	FGA	Pct.	FT	FTA	Pct.	OR	DR	TOT	Avg.	PF	DQ	A	TO	Blk	Stl	Pts.	Avg.
2017-18*	32	31	933	93	226	.412	6	26	.231	38	66	.576	108	151	259	8.1	84	1	44	52	5	23	230	7.2
2018-19*	29	29	845	95	203	.468	5	21	.238	31	50	.620	100	142	242	8.3	74	3	86	63	5	22	226	7.8
2019-20*	33	33	1062	153	296	.517	1	4	.250	61	107	.570	133	151	284	8.6	73	1	83	78	7	22	368	11.2
2020-21*	25	25	823	172	327	.526	1	6	.167	67	112	.598	74	131	205	8.2	54	0	79	65	1	17	412	16.5
2021-22	9	0	175	19	34	.559	0	0	.000	4	6	.667	16	20	36	4.0	10	0	23	11	2	0	42	4.7
TOTAL	**128**	**118**	**3837**	**532**	**1086**	**.490**	**13**	**57**	**.228**	**201**	**341**	**.589**	**431**	**595**	**1026**	**8.0**	**295**	**4**	**315**	**269**	**20**	**84**	**1278**	**10.0**

Note: * - Played four seasons at Youngstown State

» BOHANNON NOTES

per contest and a team-best 52.6 percent shooting clip.

- He posted 11 20-point outings, including a season-high 32 points in a win over Green Bay (Jan. 1).
- Bohannon logged six double-digit rebounding games, including a season-high 13 at Oakland (March 2).
- He scored 1,236 career points as a Penguin, which includes his best season as a senior with 412 points.
- Bohannon finished his Youngstown State career with 990 rebounds, 292 assists, 84 steals and 18 blocks. He finished 10 rebounds shy of becoming the first Penguin to record 1,000 points and 1,000 rebounds.
- Bohannon was a Horizon League All-Freshman team member in 2017-18 after posting 7.2 points and 8.1 rebounds per contest.
- Bohannon played four seasons at Youngstown State (2017-21) and will be immediately eligible after graduating from Youngstown State with a degree in business administration.

"Naz Bohannon assuredly adds physicality and toughness to our team. He is a relentless rebounder who enjoys mixing it up inside on both ends of the floor. While his scoring and rebounding numbers stand out, our staff was equally impressed by his vision and willingness to get shots for his teammates."

MISCELLANEOUS STATS

MISCELLANEOUS STATS

Dunks: David Collins (1), PJ Hall (2), Hunter Tyson (3)

Charges Taken: David Collins (5), Ben Middlebrooks (1), Hunter Tyson (6)

20-Point Games: Al-Amir Dawes (1), PJ Hall (2)

30-Point Games:

Double-Doubles: David Collins (1)

Double Figure Scoring: Naz Bohannon (1), David Collins (5), Al-Amir Dawes (5), PJ Hall (8), Nick Honor (6), Chast Hunter (1), Hunter Tyson (6)

Double Figure Rebounding: David Collins (1)

Led Clemson in Scoring: David Collins (1), Al-Amir Dawes (2), PJ Hall (3), Nick Honor (1), Hunter Tyson (1)

Led Clemson in Rebounding: David Collins (3), PJ Hall (3), Hunter Tyson (1)

Led Clemson in Assists: Naz Bohannon (1), David Collins (1), Nick Honor (5)

Consecutive Field Goals Made: 4 vs. Presbyterian (11/9/21); 8 by Nick Honor vs. Temple/St. Bonaventure (11/18/21-11/19/21)

Consecutive Points Scored: 12 by Nick Honor vs. Temple (11/18/21)

Consecutive Free Throws Made: 6 by Hunter Tyson vs. Rutgers (11/30/21); PJ Hall vs. Miami (12/4/21)

Consecutive Three-Pointers Made: 5 by Nick Honor vs. Temple/St. Bonaventure (11/18/21-11/19/21)

Largest Lead: 37 vs. Charleston Southern (11/26/21)

Largest Deficit: 11 vs. Presbyterian (11/9/21); 11 vs. Rutgers (11/30/21)

Largest Halftime Deficit: 8 vs. Presbyterian (11/9/21); 8 vs. Wofford (11/12/21); 8 vs. Rutgers (11/30/21)

Largest Deficit Overcome for Victory: 11 vs. Presbyterian (11/9/21)

Most Consecutive Clemson Points: 14 vs. Temple (11/18/21 - 2nd half, 18:52)

Most Consecutive Opponent Points: 16 by St. Bonaventure (11/19/21 - 2nd half, 5:56).

CLEMSON'S RECORD...

Overall	5-4
At home	4-0
On the road	0-2
At neutral sites	1-2
In overtime	0-0
Vs. ranked opponents	0-1
In games decided by 3 points or less	0-1
In games decided by 5 points or less	0-1
In games decided by 7 or more points	5-1
When leading at halftime	4-2
When trailing at halftime	1-2
When tied at halftime	0-0
When leading with 5:00 left	5-2
When trailing with 5:00 left	0-2
When leading with 1:00 left	5-0
When trailing with 1:00 left	0-3
When shooting 50% or better	2-1
When opponent shoots less than 50%	3-4
When scoring 70 or more points	4-1
When winning the rebound margin	4-1
When winning the turnover margin	4-1
When winning points in the paint	2-4
When winning bench points	1-2
In November	5-3
In December	0-1
In January	0-0
In February	0-0
In March	0-0

SEASON SUPERLATIVES

CATEGORY	CLEMSON TEAM HIGH			CLEMSON TEAM LOW		
Total Points	93	vs.	**Bryant, 11/15/21**	59	vs.	West Virginia, 11/21/21
1st Half Points	52	vs.	**Bryant, 11/15/21**	24	vs.	**Presbyterian, 11/9/21**
2nd Half Points	54	vs.	**Charleston Southern, 11/26/21**	25	vs.	West Virginia, 11/21/21
1st Half Field Goal %	63.6	vs.	**Bryant, 11/15/21**	33.3	vs.	Rutgers, 11/30/21
2nd Half Field Goal %	56.0	vs.	**Presbyterian, 11/9/21**	40.7	vs.	St. Bonaventure, 11/19/21
Scoring Margin	+32	vs.	**Charleston Southern, 11/26/21**	-10	vs.	Rutgers, 11/30/21
Field Goals Made	35	vs.	**Bryant, 11/15/21**	21	vs.	**Presbyterian, 11/9/21**
Field Goal Attempts	70	vs.	**Charleston Southern, 11/26/21**	40	vs.	West Virginia, 11/21/21
Field Goal %	56.5	vs.	**Bryant, 11/15/21**	39.0	vs.	Rutgers, 11/30/21
3-Pointers Made	12	vs.	**Charleston Southern, 11/26/21**	4	vs.	Rutgers, 11/30/21
3-Point Attempts	29	vs.	**Charleston Southern, 11/26/21**	14	vs.	West Virginia, 11/21/21
3-Point % (min. 10 att.)	55.6	vs.	**Bryant, 11/15/21**	22.2	vs.	Rutgers, 11/30/21
Free Throws Made	21	vs.	**Wofford, 11/12/21**	10	vs.	West Virginia, 11/21/21
Free Throw Attempts	29	vs.	**Wofford, 11/12/21**	12	vs.	**Charleston Southern, 11/26/21**
Free Throw % (min. 10 att.)	91.7	vs.	**Charleston Southern, 11/26/21**	55.6	vs.	West Virginia, 11/21/21
Rebounds	44	vs.	**Charleston Southern, 11/26/21**	27	vs.	West Virginia, 11/21/21
Offensive Rebounds	13	vs.	**Charleston Southern, 11/26/21;** Miami, 12/4/21	4	vs.	**Presbyterian, 11/9/21;** West Virginia, 11/21/21
Rebound Margin	+18	vs.	Miami, 12/4/21	-6	vs.	**Presbyterian, 11/9/21**
Assists	20	vs.	**Bryant, 11/15/21**	11	vs.	**Wofford, 11/12/21**
Turnovers	20	vs.	West Virginia, 11/21/21	6	vs.	St. Bonaventure, 11/19/21
Blocked Shots	4	vs.	**Wofford, 11/12/21**	0	vs.	Miami, 12/4/21
Steals	9	vs.	**Charleston Southern, 11/26/21**	3	vs.	Rutgers, 11/30/21
Fouls	22	vs.	Rutgers, 11/30/21	11	vs.	**Bryant, 11/15/21;** Temple, 11/19/21

CATEGORY	OPPONENT TEAM HIGH			OPPONENT TEAM LOW		
Total Points	80	by	Miami, 12/4/21	48	by	Temple, 11/18/21
1st Half Points	40	by	**Bryant, 11/15/21**	24	by	**Charleston Southern, 11/26/21**
2nd Half Points	46	by	Miami, 12/4/21	21	by	**Presbyterian, 11/9/21**
1st Half Field Goal %	53.3	by	**Bryant, 11/15/21**	34.5	by	Temple, 11/18/21
2nd Half Field Goal %	60.0	by	Miami, 12/4/21	26.7	by	**Charleston Southern, 11/26/21**
Field Goals Made	27	by	Miami, 12/4/21	18	by	**Charleston Southern, 11/26/21**
Field Goal Attempts	61	by	**Bryant, 11/15/21;** West Virginia, 11/21/21; **Charleston Southern, 11/26/21**	54	by	St. Bonaventure, 11/18/21
Field Goal %	49.1	by	Miami, 12/4/21	29.5	by	**Charleston Southern, 11/26/21**
3-Pointers Made	14	by	St. Bonaventure, 11/19/21	3	by	**Presbyterian, 11/9/21**
3-Point Attempts	27	by	**Bryant, 11/15/21; Charleston Southern, 11/26/21**	23	by	**Wofford, 11/12/21**
3-Point % (min. 10 att.)	44.0	by	Miami, 12/4/21	12.5	by	**Presbyterian, 11/9/21**
Free Throws Made	21	by	**Wofford, 11/12/21**	8	by	**Presbyterian, 11/9/21;** St. Bonaventure, 11/19/21
Free Throw Attempts	26	by	Rutgers, 11/30/21	10	by	**Presbyterian, 11/9/21**
Free Throw % (min. 10 att.)	100.0	by	**Charleston Southern, 11/26/21**	80.0	by	**Presbyterian, 11/9/21**
Rebounds	40	by	Rutgers, 11/30/21	21	by	Miami, 12/4/21
Offensive Rebounds	13	by	West Virginia, 11/21/21	4	by	Miami, 12/4/21
Assists	18	by	Miami, 12/4/21	6	by	**Charleston Southern, 11/26/21**
Turnovers	17	by	**Charleston Southern, 11/26/21**	7	by	Rutgers, 11/30/21
Blocked Shots	6	by	Temple, 11/18/21; Miami, 12/4/21	0	by	**Charleston Southern, 11/26/21**
Steals	9	by	West Virginia, 11/21/21	3	by	St. Bonaventure, 11/19/21; **Charleston Southern, 11/26/21**
Fouls	26	by	**Wofford, 11/12/21**	10	by	St. Bonaventure, 11/19/21

CATEGORY	CLEMSON INDIVIDUAL BEST			OPPONENT INDIVIDUAL BEST		
Points	22	by	**PJ Hall vs. Wofford, 11/12/21;** vs. St. Bonaventure, 11/19/21	24	by	**Peter Kiss (Bryant), 11/15/21**
Field Goals Made	8	by	**Hunter Tyson vs. Bryant, 11/15/21**	10	by	**Peter Kiss (Bryant), 11/15/21**
			PJ Hall vs. St. Bonaventure, 11/19/21			
Field Goal Attempts	16	by	**Al-Amir Dawes vs. Presbyterian, 11/9/21**	20	by	**Peter Kiss (Bryant), 11/15/21**
Field Goal Perfection	7	by	Nick Honor vs. Temple, 11/18/21	1	by	many (3), last by Bensley Joseph (Miami), 12/4/21
3-Pointers Made	4	by	**Al-Amir Dawes vs. Presbyterian, 11/9/21**	5	by	**Chris Childs (Bryant), 11/15/21**
						Jaren Holmes (St. Bonaventure), 11/19/21
3-Point Attempts	9	by	**Al-Amir Dawes vs. Presbyterian, 11/9/21**	8	by	**Rayshon Harrison (Presbyterian), 11/9/21**
						Jaren Holmes (St. Bonaventure), 11/19/21
						Tahlik Chavez (Charleston Southern), 11/26/21
3-Point Perfection	4	by	Nick Honor vs. Temple, 11/18/21	5	by	**Chris Childs (Bryant), 11/15/21**
Free Throws Made	7	by	**PJ Hall vs. Wofford, 11/12/21**	8	by	**Isaiah Bigelow (Wofford), 11/12/21**
Free Throw Attempts	10	by	**PJ Hall vs. Wofford, 11/12/21**	9	by	**Isaiah Bigelow (Wofford), 11/12/21**
Free Throw Perfection	6	by	Hunter Tyson vs. Rutgers, 11/30/21	6	by	Isaiah Wong (Miami), 12/4/21
Rebounds	10	by	David Collins vs. Rutgers, 11/30/21	11	by	Osun Osunniyi (St. Bonaventure), 11/19/21
Offensive Rebounds	4	by	Naz Bohannon vs. Miami, 12/4/21	4	by	**Messiah Jones (Wofford), 11/12/21**
						Osun Osunniyi (St. Bonaventure), 11/19/21
Assists	7	by	**Nick Honor vs. Bryant, 11/15/21; Charleston Southern, 11/26/21**	7	by	Paul Mulcahy (Rutgers), 11/30/21
Blocked Shots	3	by	PJ Hall vs. St. Bonaventure, 11/19/21	5	by	Nick Jourdain (Temple), 11/18/21
Steals	5	by	**Nick Honor vs. Wofford, 11/12/21**	2	by	many (12), last by Jordan Miller and Kameron McGusty (Miami), 12/4/21
Minutes	38	by	Al-Amir Dawes vs. St. Bonaventure, 11/19/21	40	by	Kyle Lofton (St. Bonaventure), 11/19/21

Bold denotes a Clemson home game; ^ - denotes one overtime period.

SUPERLATIVES UNDER BRAD BROWNELL

CATEGORY	CLEMSON TEAM HIGH			CLEMSON TEAM LOW		
Total Points	100	vs.	**The Citadel, 11/6/18**	36	vs.	Virginia, 1/23/18
1st Half Points	54	vs.	**Alabama A&M, 11/21/19**	10	vs.	Duke, 1/8/13; Virginia, 2/7/13
2nd Half Points	56	vs.	Wake Forest, 2/2/16; North Carolina, 1/16/18	13	vs.	Virginia, 1/23/18
1st Half Field Goal %	69.6	vs.	Boston College, 2/22/20	12.0	vs.	Duke, 1/8/13
2nd Half Field Goal %	85.0	vs.	**Georgia Tech, 1/12/11**	23.5	vs.	Duke, 3/2/11
Scoring Margin	+45	vs.	**Florida A&M, 11/14/14**	-48	vs.	Florida State, 2/5/17
Field Goals Made	35	vs.	**The Citadel, 1/1/13; Bryant, 11/15/21**	14	vs.	**Louisville, 1/10/16; Virginia, 1/12/19; South Carolina, 12/15/19**
Field Goal Attempts	73	vs.	Florida State, 3/4/12	33	vs.	**Virginia, 1/12/13**
Field Goal %	69.2	vs.	**Georgia Tech, 1/12/11**	25.9	vs.	**Virginia, 1/12/19**
3-Pointers Made	15	vs.	**North Carolina, 1/30/18**	0	vs.	**Virginia Tech, 3/1/12;** at NC State, 1/26/19
3-Point Attempts	36	vs.	**Samford, 12/9/17;** Virginia Tech, 2/21/18	7	vs.	at NC State, 1/26/19
3-Point % (min. 10 att.)	78.6	vs.	**Georgia Tech, 1/12/11**	0.0	vs.	**Virginia Tech, 3/1/12**
Free Throws Made	32	vs.	**Louisville, 1/10/16**	4	vs.	Iowa, 11/29/11
Free Throw Attempts	46	vs.	**Western Carolina, 11/12/10**	10	vs.	North Carolina, 1/18/11
Free Throw % (min. 10 att.)	100.0	vs.	**Miami (15-15), 1/16/16**	38.5	vs.	Wake Forest (5-13), 2/25/14
Rebounds	51	vs.	**Presbyterian College, 12/15/15**	19	vs.	Virginia, 1/31/12
Offensive Rebounds	23	vs.	Oklahoma, 11/20/16; **SC State, 12/13/16**	2	vs.	Virginia, 1/19/16
Rebound Margin	+23	vs.	**North Carolina A&T, 11/12/17**	-22	vs.	**Louisville, 1/10/16**
Assists	22	vs.	many (4), last vs. **Virginia Tech, 1/22/17**	3	vs.	Duke, 1/8/13; **Georgia Tech, 2/13/16**
Turnovers	22	vs.	Florida State, 2/5/17	1	vs.	NC State, 2/20/16
Blocked Shots	12	vs.	**Arizona, 12/8/12; South Carolina, 11/17/13**	0	vs.	**North Carolina, 2/28/13;** Virginia Tech, 3/2/13
Steals	16	vs.	**The Citadel, 1/1/13**	0	vs.	**Illinois, 3/23/14;** NC State, 1/11/18
Fouls	25	vs.	many (4), last vs. Georgia Tech, 3/9/16	5	vs.	**SC State, 12/13/16**

CATEGORY	OPPONENT TEAM HIGH			OPPONENT TEAM LOW		
Total Points	109	by	Florida State, 2/5/17	35	by	**Furman, 12/14/13**
1st Half Points	51	by	Florida State, 2/5/17	15	by	Georgia Tech, 2/14/13; **Stetson, 11/8/13**
2nd Half Points	58	by	Florida State, 2/5/17	11	by	**Jacksonville, 12/20/19**
1st Half Field Goal %	64.0	by	Florida State, 3/4/12	17.2	by	Georgia Tech, 2/14/13
2nd Half Field Goal %	72.0	by	Duke, 1/8/13	16.7	by	**Delaware State, 11/13/13**
Field Goals Made	41	by	Florida State, 2/5/17	11	by	**Savannah State, 12/17/10**
Field Goal Attempts	79	by	**Maryland, 3/2/14**	38	by	Wake Forest, 2/25/14
Field Goal %	66.1	by	Florida State, 2/5/17	22.9	by	**Savannah State, 12/17/10**
3-Pointers Made	19	vs.	vs. Mississippi State, 12/8/18	1	by	many (6), last by **Georgia Tech, 2/13/16**
3-Point Attempts	40	by	Davidson, 11/17/16	9	by	Furman, 11/16/12; UTEP, 11/23/12
3-Point % (min. 10 att.)	72.7	by	**Maryland, 2/7/12**	7.7	by	**Delaware State, 11/13/13**
Free Throws Made	25	by	West Virginia, 3/17/11	1	by	**Virginia, 2/14/12; SC State, 12/23/12**
Free Throw Attempts	35	by	Maryland, 1/22/11	1	by	**Virginia, 2/14/12**
Free Throw % (min. 10 att.)	96.0	by	Colorado, 11/26/19	18.2	by	Davidson, 11/22/13
Rebounds	63	by	**Maryland, 3/2/14**	20	by	**Delaware State, 12/27/10**
Offensive Rebounds	24	by	**Louisville, 1/10/16**	1	by	Boston College, 1/12/12
Assists	26	by	Florida State, 2/5/17	2	by	**Charleston Southern, 12/18/18**
Turnovers	25	by	**The Citadel, 1/1/13**	4	by	Temple, 11/21/13
Blocked Shots	9	by	Florida State, 1/24/13; Florida State, 1/30/16	0	by	many (12), last by Hofstra, 11/17/17
Steals	17	by	Alabama, 12/12/20	0	by	Hofstra, 11/17/17
Fouls	32	by	**Western Carolina, 11/12/10**	8	by	**College of Charleston, 11/19/11**

CATEGORY	CLEMSON INDIVIDUAL BEST			OPPONENT INDIVIDUAL BEST		
Points	33	by	Jaron Blossomgame vs. NC State, 2/20/16	40	by	Harrison Barnes (North Carolina), 3/12/11
Field Goals Made	13	by	many (3), last by **Jaron Blossomgame vs. Notre Dame, 2/8/16**	12	by	**many (5), last Landers Nolley II (Virginia Tech), 11/5/19**
Field Goal Attempts	24	by	K.J. McDaniels vs. Notre Dame, 2/11/14	23	by	**Landers Nolley II (Virginia Tech), 11/5/19**
Field Goal Perfection	7	by	**Adonis Filer vs. The Citadel, 1/1/13**	5	by	Theo Pinson (North Carolina), 12/30/15
			Nick Honor (Temple), 11/18/21			**Trey Murphy III (Virginia), 1/16/21**
3-Pointers Made	8	by	Marcquise Reed vs. Virginia Tech, 2/21/18	8	by	Lamar Peters (Mississippi State), 12/8/18
3-Point Attempts	20	by	Marcquise Reed vs. Virginia Tech, 2/21/18	12	by	Zane Johnson (Hawaii), 12/25/11
						Andrew White III (Syracuse), 2/7/17
						Gavin Block (Ohio), 11/16/17
						Demontrae Jefferson (Texas Southern), 11/24/17
						Ty-Shon Alexander (Creighton), 11/21/18
						Antoine Davis (Detroit Mercy), 11/17/19
3-Point Perfection	5	by	**Gabe DeVoe vs. Texas Southern, 11/24/17**	5	by	Christian James (Oklahoma), 11/20/16
						Chris Childs (Bryant), 11/15/21
Free Throws Made	16	by	**Milton Jennings vs. Virginia Tech, 1/27/13**	15	by	Marcus Georges-Hunt (Georgia Tech), 3/9/16
Free Throw Attempts	18	by	**Milton Jennings vs. Virginia Tech, 1/27/13**	16	by	Marcus Georges-Hunt (Georgia Tech), 3/9/16
Free Throw Perfection	9	by	many (3), last by **Jaron Blossomgame vs. Florida State, 2/25/17**	8	by	Erick Green (Virginia Tech), 3/8/12
						Charles Mann (Georgia), 12/22/15
						Jordan Dartis (Ohio), 11/16/17
						Theo Pinson (North Carolina), 1/16/18
Rebounds	16	by	**Elijah Thomas vs. Texas Southern, 11/24/17**	20	by	John Mooney (Notre Dame), 3/9/19
Offensive Rebounds	8	by	many (4), last by Sidy Djitte vs. Florida State, 2/5/17	8	by	Jordan Murphy (Minnesota), 11/30/15
Assists	11	by	Marcquise Reed vs. Georgia Tech, 1/28/18	13	by	Kendall Marshall (North Carolina), 2/18/12
			Clyde Trapp vs. Syracuse, 2/6/21			
Blocked Shots	8	by	**Jerai Grant vs. East Carolina, 12/29/10**	7	by	James Banks III (Georgia Tech), 2/6/19
			Landry Nnoko vs. Virginia Tech, 2/6/16			
Steals	6	by	**Avry Holmes vs. Georgia Tech, 2/13/16**	5	by	many (4), last by Lavar Batts (NC State), 1/11/18
Minutes	48	by	^^**K.J. McDaniels vs. Maryland, 3/2/14**	50	by	^^Eric Atkins (Notre Dame), 2/11/14

Bold denotes a Clemson home game; ^ - denotes one overtime period.

GAME-BY-GAME RESULTS

	W/L	FG-FGA	Pct.	3pt-A	Pct.	FT-FTA	Pct.	OR	DR	Tot	PF	A	TO	BLK	Stl	1H	2H	OT	Pts
Clemson	**W**	**21-45**	**.467**	**8-19**	**.421**	**14-25**	**.560**	**4**	**28**	**32**	**13**	**12**	**14**	**2**	**4**	**24**	**40**	**N/A**	**64**
Presbyterian		21-59	.356	3-24	.125	8-10	.800	12	26	38	18	12	15	1	6	32	21	N/A	53
Clemson	**W**	**23-49**	**.469**	**9-21**	**.429**	**21-29**	**.724**	**11**	**26**	**37**	**21**	**11**	**19**	**4**	**8**	**39**	**37**	**N/A**	**76**
Wofford		21-58	.362	5-23	.217	21-24	.875	12	19	31	26	8	14	1	6	31	37	N/A	68
Clemson	**W**	**35-62**	**.565**	**10-18**	**.556**	**13-18**	**.722**	**9**	**30**	**39**	**11**	**20**	**7**	**2**	**4**	**52**	**41**	**N/A**	**93**
Bryant		26-61	.426	9-27	.333	9-11	.818	6	21	27	14	14	9	2	4	40	30	N/A	70
Clemson	**W**	**30-55**	**.545**	**11-21**	**.524**	**4-6**	**.667**	**6**	**24**	**30**	**11**	**16**	**9**	**2**	**6**	**38**	**37**	**N/A**	**75**
Temple		19-53	.358	4-20	.200	6-9	.667	10	21	31	13	8	14	6	6	26	22	N/A	48
Clemson	**L**	**26-58**	**.448**	**9-23**	**.391**	**4-8**	**.500**	**6**	**26**	**32**	**12**	**12**	**6**	**3**	**6**	**36**	**29**	**N/A**	**65**
St. Bonaventure		23-54	.426	14-24	.583	8-8	1.000	5	28	33	10	15	9	5	3	26	42	N/A	68
Clemson	**L**	**22-40**	**.550**	**5-14**	**.357**	**10-18**	**.556**	**4**	**23**	**27**	**16**	**12**	**20**	**1**	**5**	**34**	**25**	**N/A**	**59**
West Virginia		26-61	.426	5-19	.263	9-11	.818	13	18	31	16	11	12	4	9	35	31	N/A	66
Clemson	**W**	**34-70**	**.486**	**12-29**	**.414**	**11-12**	**.917**	**13**	**31**	**44**	**15**	**19**	**10**	**2**	**9**	**37**	**54**	**N/A**	**91**
Charleston Southern		18-61	.295	8-27	.296	15-15	1.000	11	23	34	13	6	17	0	3	24	35	N/A	59
Clemson	**L**	**23-59**	**.390**	**4-18**	**.222**	**14-19**	**.737**	**10**	**29**	**39**	**22**	**13**	**9**	**3**	**3**	**25**	**39**	**N/A**	**64**
Rutgers		26-60	.433	7-19	.368	15-26	.577	12	28	40	16	15	7	1	4	33	41	N/A	74
Clemson	**L**	**27-56**	**.482**	**9-21**	**.429**	**12-14**	**.857**	**13**	**26**	**39**	**18**	**16**	**18**	**0**	**5**	**40**	**35**	**N/A**	**75**
Miami		27-55	.491	11-25	.440	15-17	.882	4	17	21	14	18	8	6	7	34	46	N/A	80

2021-22 BOX SCORES

1 — Nov. 9, 2021

CLEMSON 64
PRESBYTERIAN 53

ATTENDANCE: 6,144

LITTLEJOHN COLISEUM / CLEMSON, S.C.

CLEMSON		FG	3FG	FT	REB	PF	TP	A	TO	B	S	MIN
Tyson	f	4-7	2-5	4-5	0-7-7	1	14	0	2	0	1	28
Hall	f	2-4	1-2	1-4	1-7-8	2	6	1	4	2	1	30
Dawes	g	7-16	4-9	3-3	0-0-0	0	21	2	3	0	1	36
Honor	g	1-5	0-2	0-0	1-1-2	0	2	4	1	0	0	17
Collins	g	5-7	1-2	3-9	0-5-5	3	14	3	2	0	1	36
Schieffelin		0-0	0-0	0-0	0-1-1	2	0	0	1	0	0	5
Hemenway		1-2	0-0	0-0	0-2-2	3	2	0	0	0	0	13
Bohannon		0-1	0-0	0-0	1-2-3	0	0	1	0	0	0	21
Hunter		1-3	0-0	3-4	0-1-1	2	5	1	0	0	0	13
Middlebrooks		0-0	0-0	0-0	1-0-1	0	0	0	0	0	0	1
TEAM					0-2-2		0		1			
Totals		**21-45**	**8-19**	**14-25**	**4-28-32**	**13**	**64**	**12**	**14**	**2**	**4**	**200**
Pct.		**46.7**	**42.1**	**56.0**	**DR: 5,0**							

FG (1st Half: 7-20 35.0%; 2nd Half: 14-25 56.0%)
3FG (1st Half: 3-10 30.0%; 2nd Half: 5-9 55.6%)
FT (1st Half: 7-15 46.7%; 2nd Half: 7-10 70.0%)

PRESBYTERIAN		FG	3FG	FT	REB	PF	TP	A	TO	B	S	MIN
Hill	f	2-5	0-1	0-0	3-4-7	2	4	0	1	0	1	15
Harrison	g	3-16	0-8	6-7	1-3-4	2	12	4	4	0	1	37
Stewart	g	3-4	1-2	0-0	0-2-2	4	7	0	5	0	1	26
Younger	g	5-11	1-6	1-2	3-1-4	2	12	0	1	0	1	35
Reddish-Rhone	g	4-11	0-4	0-0	0-5-5	2	8	5	2	1	0	33
Thrash		1-4	0-0	0-0	2-0-2	3	2	0	0	0	0	14
Ard Jr.		0-2	0-0	0-0	0-1-1	0	0	0	0	0	0	5
McCormack		2-5	0-2	1-1	2-5-7	1	5	3	1	0	2	24
Graham		1-1	1-1	0-0	0-1-1	1	3	0	1	0	0	7
Barnett		0-0	0-0	0-0	0-0-0	1	0	0	0	0	0	2
TEAM					1-4-5				0			
Totals		**21-59**	**3-24**	**8-10**	**12-26-38**	**18**	**53**	**12**	**15**	**1**	**6**	**200**
Pct.		**35.6**	**12.5**	**80.0**	**DR: 0,0**							

FG (1st Half: 13-32 40.6%; 2nd Half: 8-27 29.6%)
3FG (1st Half: 2-14 14.3%; 2nd Half: 1-10 10.0%)
FT (1st Half: 4-4 100%; 2nd Half: 4-6 66.7%)

OFFICIALS: Clarence Armstrong, Nick Heater, JW Lucas
TECHNICAL FOULS: None

SCORE BY PERIODS	1ST	2ND	TOTAL
Clemson	24	40	64
Presbyterian	32	21	53

2 — Nov. 12, 2021

CLEMSON 76
WOFFORD 68

ATTENDANCE: 8,118

LITTLEJOHN COLISEUM / CLEMSON, S.C.

CLEMSON		FG	3FG	FT	REB	PF	TP	A	TO	B	S	MIN
Tyson	f	5-10	2-5	0-0	1-4-5	4	12	0	3	1	1	34
Hall	f	6-8	3-4	7-10	2-6-8	4	22	0	3	0	0	26
Dawes	g	3-6	3-5	4-5	0-5-5	3	13	1	3	0	0	25
Honor	g	4-10	1-3	2-3	0-2-2	4	11	4	2	0	5	35
Collins	g	3-7	0-2	1-2	0-1-1	3	7	2	6	0	2	30
Hunter		0-3	0-2	2-2	3-0-3	0	2	1	0	1	0	18
Middlebrooks		0-0	0-0	0-0	0-0-0	0	0	0	0	1	0	1
Hemenway		0-0	0-0	2-2	1-0-1	0	2	0	0	0	0	10
Bohannon		2-4	0-0	1-2	2-5-7	1	5	3	2	1	0	13
Schieffelin		0-1	0-0	2-3	1-1-2	2	2	0	0	0	0	7
TEAM					1-2-3				0			
Totals		**23-49**	**9-21**	**21-29**	**11-26-37**	**21**	**76**	**11**	**19**	**4**	**8**	**200**
Pct.		**46.9**	**42.9**	**72.4**	**DR: 4,0**							

FG (1st Half: 11-22 50.0%; 2nd Half: 12-27 44.4%)
3FG (1st Half: 5-11 45.5%; 2nd Half: 4-10 40.0%)
FT (1st Half: 12-13 92.3%; 2nd Half: 9-16 56.3%)

WOFFORD		FG	3FG	FT	REB	PF	TP	A	TO	B	S	MIN
Bigelow	f	0-3	0-3	8-9	1-2-3	4	8	2	0	0	0	20
Jones	f	6-11	0-1	4-6	4-1-5	5	16	0	2	0	1	24
Mack	c	2-10	0-3	2-2	2-1-3	4	6	0	1	1	0	27
Klesmit	g	3-8	0-3	4-4	0-1-1	5	10	0	4	0	0	26
Larson	g	2-6	1-3	2-2	1-6-7	3	7	4	1	0	1	31
Safford		2-7	1-5	0-0	1-3-4	3	5	1	1	0	1	23
Godwin		2-4	0-0	0-0	1-1-2	1	4	0	0	0	1	12
Patterson		2-3	2-3	0-0	0-1-1	0	6	0	2	0	2	16
L. Turner		0-0	0-0	0-0	0-1-1	0	0	0	0	0	0	5
K. Turner		2-6	1-2	1-1	1-2-3	1	6	1	2	0	0	15
TEAM					1-0-1				1			
Totals		**21-58**	**5-23**	**21-24**	**12-19-31**	**26**	**68**	**8**	**14**	**1**	**6**	**200**
Pct.		**36.2**	**21.7**	**87.5**	**DR: 2,0**							

FG (1st Half: 11-27 40.7%; 2nd Half: 10-31 32.3%)
3FG (1st Half: 3-12 25.0%; 2nd Half: 2-11 18.2%)
FT (1st Half: 6-8 75.0%; 2nd Half: 15-16 93.8%)

OFFICIALS: Doug Shows, Tony Greene, Chuck Jones
TECHNICAL FOULS: None

SCORE BY PERIODS	1ST	2ND	TOTAL
Clemson	39	37	76
Wofford	31	37	68

3 — Nov. 15, 2021

CLEMSON 93
BRYANT 70

ATTENDANCE: 5,411

LITTLEJOHN COLISEUM / CLEMSON, S.C.

CLEMSON		FG	3FG	FT	REB	PF	TP	A	TO	B	S	MIN
Tyson	f	8-13	2-3	2-2	1-4-5	0	20	1	1	0	0	22
Hall	f	7-13	0-1	0-0	2-3-5	2	14	3	0	1	0	23
Dawes	g	3-5	3-5	2-2	0-5-5	0	11	0	1	0	1	29
Honor	g	6-10	3-6	1-1	0-0-0	0	16	7	1	0	1	26
Collins	g	3-6	1-1	3-3	2-7-9	1	10	2	0	0	1	23
Hemenway		2-4	1-1	3-3	1-2-3	2	5	0	1	0	0	13
Bohannon		1-2	0-0	0-0	1-3-4	2	2	3	1	0	0	18
Schieffelin		3-3	0-0	0-2	2-2-4	1	6	1	0	0	1	15
Hunter		2-5	0-1	3-4	0-3-3	2	7	3	0	0	0	20
Middlebrooks		0-0	0-0	2-2	0-0-0	1	2	0	0	0	0	3
Fox		0-0	0-0	0-0	0-0-0	0	0	0	0	1	0	1
Foster		0-0	0-0	0-0	0-1-1	0	0	0	1	0	0	1
Nauseef		0-1	0-0	0-0	0-0-0	0	0	0	0	0	0	1
TEAM					0-0-0				1			
Totals		**35-62**	**10-18**	**13-18**	**9-30-39**	**11**	**93**	**20**	**7**	**2**	**4**	**200**
Pct.		**56.5**	**55.6**	**72.2**	**DR: 2,0**							

FG (1st Half: 21-33 63.6%; 2nd Half: 14-29 48.3%)
3FG (1st Half: 7-11 63.6%; 2nd Half: 3-7 42.9%)
FT (1st Half: 3-8 37.5%; 2nd Half: 10-10 100.0%)

BRYANT		FG	3FG	FT	REB	PF	TP	A	TO	B	S	MIN
Elisias	f	1-5	0-2	2-2	0-1-1	5	4	0	2	1	0	17
Eleeda	g	0-2	0-2	0-0	0-1-1	1	0	0	0	0	0	18
Brelsford	g	3-6	0-2	2-2	1-1-2	3	8	2	0	0	0	23
Pride	g	2-10	1-5	3-3	1-2-3	0	8	3	1	0	2	26
Kiss	g	10-20	2-4	2-2	2-6-8	0	24	4	1	0	2	36
Calixte		3-5	0-1	0-0	0-1-1	2	6	1	0	1	0	19
Childs		5-6	5-5	0-0	1-0-1	0	15	1	0	0	0	22
Hurtado		2-5	1-4	0-2	1-4-5	2	5	2	4	0	0	17
Coleman		0-2	0-2	0-0	0-1-1	1	0	1	0	0	0	10
Bans		0-0	0-0	0-0	0-0-0	0	0	0	0	0	0	10
Totals		**26-61**	**9-27**	**9-11**	**6-21-27**	**14**	**70**	**14**	**9**	**2**	**4**	**200**
Pct.		**42.6**	**33.3**	**81.8**	**DR: 1,0**							

FG (1st Half: 16-30 53.3%; 2nd Half: 10-31 32.3%)
3FG (1st Half: 7-11 63.6%; 2nd Half: 2-16 12.5%)
FT (1st Half: 1-1 100.0%; 2nd Half: 8-10 80.0%)

OFFICIALS: Ron Groover, Jamie Luckie, Mark Schnur
TECHNICAL FOULS: None

SCORE BY PERIODS	1ST	2ND	TOTAL
Clemson	52	41	93
Bryant	40	30	70

4 — Nov. 18, 2021

TEMPLE 93
CLEMSON 70

ATTENDANCE: 3,639

TD ARENA / CHARLESTON, S.C.

TEMPLE		FG	3FG	FT	REB	PF	TP	A	TO	B	S	MIN
Tolbert	f	3-6	0-1	1-1	2-3-5	0	7	1	1	0	0	30
Forrester	f	1-1	0-0	0-0	1-1-2	1	2	0	0	0	0	14
Battle	g	2-7	0-4	0-0	0-1-1	3	4	1	3	1	0	28
Dunn	g	4-12	1-3	4-4	1-6-7	1	13	0	0	0	0	30
Williams	g	2-2	0-0	0-2	0-1-1	1	4	1	4	0	0	21
Jourdain		1-3	0-2	0-0	2-2-4	1	2	1	1	2	5	19
White		0-4	0-3	0-0	0-3-3	2	0	0	1	1	0	12
Strickland		6-14	3-6	1-2	2-0-2	1	16	1	2	2	0	18
Hicks		0-2	0-1	0-0	0-2-2	1	0	3	0	0	0	14
Okpomo		0-1	0-0	0-0	1-0-1	2	0	0	1	0	1	7
Miller		0-1	0-0	0-0	0-0-0	0	0	0	1	0	0	3
Ademokoya		0-0	0-0	0-0	0-0-0	0	0	0	0	0	0	2
TEAM					1-2-3				0			
Totals		**19-53**	**4-20**	**6-9**	**10-21-31**	**13**	**48**	**8**	**14**	**6**	**6**	**200**
Pct.		**35.8**	**20.0**	**66.7**	**DR: 2,0**							

FG (1st Half: 10-29 34.5%; 2nd Half: 9-24 37.5%)
3FG (1st Half: 3-13 23.1%; 2nd Half: 1-7 14.3%)
FT (1st Half: 3-6 50.0%; 2nd Half: 3-3 100.0%)

CLEMSON		FG	3FG	FT	REB	PF	TP	A	TO	B	S	MIN
Tyson	f	4-5	2-2	0-0	0-3-3	2	10	0	0	0	2	29
Hall	f	6-11	1-4	0-0	0-2-2	0	13	3	0	1	0	20
Dawes	g	1-4	1-3	0-0	0-4-4	1	3	3	3	0	0	29
Honor	g	7-7	4-4	1-1	1-0-1	0	19	3	0	1	0	28
Collins	g	2-7	0-0	3-4	2-7-9	2	7	3	2	0	2	25
Hunter		3-8	0-2	0-0	1-1-2	3	6	3	2	0	1	22
Bohannon		3-4	0-0	0-0	1-1-2	1	6	1	0	0	0	18
Hemenway		2-5	2-5	0-1	0-2-2	1	6	0	1	0	0	12
Schieffelin		2-4	1-1	0-0	0-1-1	1	5	0	0	0	1	9
Middlbrooks		0-0	0-0	0-0	1-1-2	0	0	0	0	0	0	3
Fox		0-0	0-0	0-0	0-1-1	0	0	0	0	0	0	2
Foster		0-0	0-0	0-0	0-0-0	0	0	0	0	0	0	1
TEAM					0-1-1				1			
Totals		**30-55**	**11-21**	**4-6**	**6-24-30**	**11**	**75**	**16**	**9**	**2**	**6**	**200**
Pct.		**54.5**	**52.4**	**66.7**	**DR: 0,1**							

FG (1st Half: 14-26 53.8%; 2nd Half: 16-29 55.2%)
3FG (1st Half: 7-11 63.6%; 2nd Half: 4-10 40.0%)
FT (1st Half: 3-3 100.0%; 2nd Half: 1-3 33.3%)

OFFICIALS: John Higgins, Gerry Pollard Antinio Petty
TECHNICAL FOULS: None

SCORE BY PERIODS	1ST	2ND	TOTAL
Temple	26	22	48
Clemson	38	37	75

5 — Nov. 19, 2021

CLEMSON 65
ST. BONAVENTURE 68

ATTENDANCE: 3,464

TD ARENA / CHARLESTON, S.C.

CLEMSON		FG	3FG	FT	REB	PF	TP	A	TO	B	S	MIN
Tyson	f	4-9	0-3	0-0	0-7-7	2	8	2	0	0	0	34
Hall	f	8-15	3-5	3-4	3-5-8	1	22	2	1	3	0	31
Dawes	g	2-11	2-7	0-0	1-6-7	2	6	2	1	0	1	38
Honor	g	5-8	2-5	0-0	0-2-2	1	12	3	1	0	2	36
Collins	g	6-9	1-2	1-4	0-5-5	4	14	0	1	0	2	26
Middlebrooks		0-0	0-0	0-0	0-0-0	1	0	0	0	0	0	2
Hunter		0-4	0-0	0-0	0-0-0	0	0	1	0	0	1	8
Bohannon		0-1	0-0	0-0	0-0-0	0	0	2	1	0	0	17
Schieffelin		1-1	1-1	0-0	0-1-1	1	3	0	0	0	0	6
TEAM					2-0-2				1			
Totals		**26-58**	**9-23**	**4-8**	**6-26-32**	**12**	**65**	**12**	**6**	**3**	**6**	**200**
Pct.		**44.8**	**39.1**	**50.0**	**DR: 2,0**							

FG (1st Half: 15-31 48.4%; 2nd Half: 11-27 40.7%)
3FG (1st Half: 4-9 44.4%; 2nd Half: 5-14 35.7%)
FT (1st Half: 2-4 50.0%; 2nd Half: 2-4 50.0%)

ST. BONAVENTURE		FG	3FG	FT	REB	PF	TP	A	TO	B	S	MIN
Adaway	f	6-12	2-4	0-0	0-6-6	1	14	2	2	0	1	36
Osunniyi	c	2-4	0-0	0-0	4-7-11	4	4	3	1	2	0	37
Lofton	g	7-16	4-5	4-4	0-4-4	2	22	4	2	0	1	40
Welch	g	3-6	3-6	0-0	0-4-4	2	9	1	2	1	0	37
Holmes	g	5-13	5-8	4-4	1-4-5	1	19	5	2	2	1	38
Coulibaly		0-1	0-0	0-0	0-0-0	0	0	0	0	0	0	3
Brown		0-2	0-1	0-0	0-1-1	0	0	0	0	0	0	8
Adams		0-0	0-0	0-0	0-0-0	0	0	0	0	0	0	1
TEAM					0-2-2				0			
Totals		**23-54**	**14-24**	**8-8**	**5-28-33**	**10**	**68**	**15**	**9**	**5**	**3**	**200**
Pct.		**42.6**	**58.3**	**100.0**	**DR: 0,0**							

FG (1st Half: 10-32 31.3%; 2nd Half: 13-22 59.1%)
3FG (1st Half: 4-12 33.3%; 2nd Half: 10-12 83.3%)
FT (1st Half: 2-2 100.0%; 2nd Half: 6-6 100.0%)

OFFICIALS: Ron Groover, Ray Natili, Kipp Kissinger
TECHNICAL FOULS: None

SCORE BY PERIODS	1ST	2ND	TOTAL
St. Bonaventure	26	42	68
Clemson	36	29	65

6 — Nov. 21, 2021

WEST VIRGINIA 66
CLEMSON 59

ATTENDANCE: N/A

TD ARENA / CHARLESTON, S.C.

WEST VIRGINIA		FG	3FG	FT	REB	PF	TP	A	TO	B	S	MIN
Bridges	f	4-8	0-3	0-0	2-3-5	4	8	0	2	1	1	29
Cottrell	f	3-7	1-1	0-0	1-1-2	0	7	1	0	0	0	14
Johnson	g	2-4	0-0	2-3	1-2-3	3	6	0	2	0	1	22
Sherman	g	5-16	1-5	1-1	1-1-2	1	12	2	3	1	2	32
McNeil	g	5-12	1-6	4-4	1-1-2	3	15	3	1	0	1	32
Curry		4-7	1-1	0-0	1-2-3	0	9	1	1	0	2	20
Osabuohien		1-2	0-1	2-3	2-5-7	2	4	4	3	1	1	22
Carrigan		1-1	0-0	0-0	2-1-3	2	2	0	0	0	1	10
Johnson		1-2	1-2	0-0	0-0-0	0	3	0	0	0	0	11
Paulicap		0-2	0-0	0-0	2-1-3	1	0	0	0	1	0	7
TEAM					0-1-1				0			
Totals		**26-61**	**5-19**	**9-11**	**13-18-31**	**16**	**66**	**11**	**12**	**4**	**9**	**200**
Pct.		**42.6**	**26.3**	**81.8**	**DR: 1,2**							

FG (1st Half: 14-31 45.2%; 2nd Half: 12-30 40.0%)
3FG (1st Half: 4-11 36.4%; 2nd Half: 1-8 12.5%)
FT (1st Half: 3-4 75.0%; 2nd Half: 9-11 81.8%)

CLEMSON		FG	3FG	FT	REB	PF	TP	A	TO	B	S	MIN
Tyson	f	3-6	0-2	3-6	0-6-6	2	9	1	1	1	9	29
Hall	f	5-7	0-1	0-0	2-4-5	2	10	1	2	0	0	25
Dawes	g	6-9	3-5	3-4	0-5-5	1	18	2	6	0	2	35
Honor	g	4-10	2-5	0-0	0-1-1	1	10	2	2	0	1	35
Collins	g	2-3	0-0	0-2	1-2-3	5	4	1	2	0	2	22
Middlebrooks		0-0	0-0	0-0	0-0-0	0	0	0	0	0	0	4
Hunter		0-1	0-1	1-2	0-2-2	1	1	1	1	0	0	19
Bohannon		2-4	0-0	3-4	1-2-3	3	7	4	4	0	0	25
Schieffelin		0-0	0-0	0-0	0-0-0	0	0	0	0	0	0	3
TEAM					0-2-2				2			
Totals		**22-40**	**5-14**	**10-18**	**4-23-27**	**16**	**59**	**12**	**20**	**1**	**5**	**200**
Pct.		**55.6**	**35.7**	**55.6**	**DR: 2,0**							

FG (1st Half: 13-23 56.5%; 2nd Half: 9-17 52.9%)
3FG (1st Half: 3-7 42.9%; 2nd Half: 2-7 28.6%)
FT (1st Half: 5-8 62.5%; 2nd Half: 5-10 50.0%)

OFFICIALS: Ron Groover, Ted Valentine, Jeb Hartness
TECHNICAL FOULS: Clemson Bench (2nd Half –0:17)

SCORE BY PERIODS	1ST	2ND	TOTAL
Clemson	34	25	59
West Virginia	35	31	66

2021-22 BOX SCORES

7 — Nov. 26, 2021

CLEMSON 91
CHARLESTON SOUTHERN 59

ATTENDANCE: 5,770

LITTLEJOHN COLISEUM / CLEMSON, S.C.

CLEMSON		FG	3FG	FT	REB	PF	TP	A	TO	B	S	MIN
Tyson	f	3-10	1-5	2-2	3-3-6	1	9	2	0	0	2	23
Hall	f	4-7	1-2	1-2	0-2-2	3	10	2	1	0	1	13
Dawes	g	6-8	3-5	1-1	1-6-7	2	16	2	1	0	0	28
Honor	g	6-10	3-5	2-2	0-1-1	1	17	7	0	0	2	26
Collins	g	3-6	0-1	3-3	1-5-6	1	9	0	1	0	3	25
Schieffelin		1-2	1-2	0-0	2-2-4	0	3	1	1	0	0	14
Hunter		1-6	0-1	0-0	0-2-2	0	2	1	2	0	1	19
Bohannon		5-8	0-0	0-0	3-4-7	2	10	2	0	0	0	19
Middlebrooks		2-3	0-0	2-2	1-2-3	2	6	2	1	0	2	11
Hemenway		2-8	2-6	0-0	0-2-2	3	6	0	1	0	0	17
Fox		1-1	1-1	0-0	0-1-1	0	3	0	1	0	0	3
Foster		0-0	0-0	0-0	0-0-0	0	0	0	1	0	0	1
Nauseef		0-1	0-1	0-0	0-0-0	0	0	0	0	0	0	1
TEAM					2-1-3				0			
Totals		**34-70**	**12-29**	**11-12**	**13-31-44**	**15**	**91**	**19**	**10**	**2**	**9**	**200**
Pct.		**48.6**	**41.4**	**91.7**	**DR: 1,0**							

FG (1st Half: 14-31 45.2%; 2nd Half: 20-39 51.3%)
3FG (1st Half: 5-14 35.7%; 2nd Half: 7-15 46.7%)
FT (1st Half: 4-5 80.0%; 2nd Half: 7-7 100.0%)

CHARLESTON SOUTHERN		FG	3FG	FT	REB	PF	TP	A	TO	B	S	MIN
Faye	f	1-2	1-2	2-2	1-4-5	3	5	1	2	0	0	13
Bowser	c	1-3	0-0	2-2	3-2-5	1	4	0	1	0	0	17
Buskey	g	2-10	0-5	0-0	0-3-3	1	4	1	1	0	0	29
Florence	g	1-4	0-1	2-2	0-3-3	0	4	0	2	0	0	21
Chavez	g	4-9	4-8	2-2	0-2-2	1	14	0	3	0	0	25
Clinton		4-8	0-1	3-3	1-2-3	3	11	2	4	0	2	23
Kelly		1-4	0-0	2-2	0-1-1	2	4	0	3	0	0	20
Knox		0-2	0-2	0-0	0-1-1	1	0	1	0	0	0	18
Harris Jr.		1-10	0-3	2-2	1-1-2	0	4	1	1	0	0	18
Moore		3-6	3-5	0-0	0-2-2	1	9	0	0	0	1	13
Hamrick		0-3	0-0	0-0	2-0-2	0	0	0	0	0	0	2
TEAM					3-2-5				0			
Totals		**18-61**	**8-27**	**15-15**	**11-23-34**	**13**	**59**	**6**	**17**	**0**	**3**	**200**
Pct.		**29.5**	**29.6**	**100.0**	**DR: 1,0**							

FG (1st Half: 9-26 34.6%; 2nd Half: 9-35 25.7%)
3FG (1st Half: 4-12 33.3%; 2nd Half: 4-15 26.7%)
FT (1st Half: 2-2 100.0%; 2nd Half: 13-13 100.0%)

OFFICIALS: Tim Clougherty, Les Jones, Trey Styons
TECHNICAL FOULS: None

SCORE BY PERIODS	1ST	2ND	TOTAL
Clemson	37	54	91
Charleston Southern	24	35	59

8 — Nov. 30, 2021

RUTGERS 74
CLEMSON 64

ATTENDANCE: 8,050

JERSEY MIKES ARENA / PISCATAWAY, N.J.

RUTGERS		FG	3FG	FT	REB	PF	TP	A	TO	B	S	MIN
Omoruyi	c	4-8	0-1	3-6	3-6-9	1	11	0	0	0	0	23
Mulcahy	g	2-7	1-3	0-0	2-5-7	2	5	7	1	0	2	35
McConnell	g	5-7	1-2	5-9	1-5-6	2	16	2	2	0	1	32
Harper Jr.	g	8-13	4-6	3-5	2-7-9	3	23	3	2	1	1	33
Jones	g	2-9	0-4	0-0	1-1-2	1	4	0	0	0	0	20
Mag		1-5	0-1	0-0	1-0-1	3	2	1	0	0	0	13
Hyatt		3-6	1-2	4-6	0-2-2	3	11	1	1	0	0	21
Miller		1-3	0-0	0-0	0-0-0	1	2	0	0	0	0	7
Agee		0-2	0-0	0-0	1-1-2	0	0	1	1	0	0	15
TEAM					1-1-2				0			
Totals		**26-60**	**7-19**	**15-26**	**12-28-40**	**16**	**74**	**15**	**7**	**1**	**4**	**200**
Pct.		**43.3**	**36.8**	**57.7**	**DR: 4,0**							

FG (1st Half: 12-33 36.4%; 2nd Half: 14-27 51.9%)
3FG (1st Half: 5-12 41.7%; 2nd Half: 2-7 28.6%)
FT (1st Half: 4-6 66.7%; 2nd Half: 11-20 55.0%)

CLEMSON		FG	3FG	FT	REB	PF	TP	A	TO	B	S	MIN
Tyson	f	2-9	0-2	6-6	2-3-5	4	10	3	1	0	0	32
Hall	f	5-13	0-3	0-0	1-3-4	5	10	0	0	2	0	19
Dawes	g	2-7	2-4	0-0	0-3-3	0	6	1	2	0	0	34
Honor	g	2-9	1-5	2-2	1-2-3	4	7	2	0	0	1	30
Collins	g	6-11	1-3	5-9	0-10-10	4	18	2	3	0	1	33
Middlebrooks		0-0	0-0	0-0	0-2-2	0	0	1	1	0	0	4
Bohannon		4-6	0-0	0-0	3-1-4	1	8	3	2	1	0	24
Hunter		1-1	0-0	0-0	1-3-4	2	2	1	0	0	1	14
Schieffelin		1-2	0-0	1-2	1-0-1	2	3	0	0	0	0	6
Hemenway		0-1	0-1	0-0	0-0-0	0	0	0	0	0	0	3
TEAM					1-2-3				0			
Totals		**23-59**	**4-18**	**14-19**	**10-29-39**	**22**	**64**	**13**	**9**	**3**	**3**	**200**
Pct.		**39.0**	**22.2**	**73.7**	**DR: 3,0**							

FG (1st Half: 9-27 33.3%; 2nd Half: 14-32 43.8%)
3FG (1st Half: 1-9 11.1%; 2nd Half: 3-9 33.3%)
FT (1st Half: 6-7 85.7%; 2nd Half: 8-12 66.7%)

OFFICIALS: Kelly Pfeifer, Lewis Garrison, Bill Ek
TECHNICAL FOULS: None

SCORE BY PERIODS	1ST	2ND	TOTAL
Rutgers	33	41	74
Clemson	25	39	64

9 — Dec. 4, 2021

MIAMI 80
CLEMSON 75

ATTENDANCE: 3,388

WATSCO CENTER / CORAL GABLES, FLA.

MIAMI		FG	3FG	FT	REB	PF	TP	A	TO	B	S	MIN
Waardenburg	f	6-10	4-7	2-2	1-2-3	4	18	3	1	2	1	30
Wong	g	3-9	1-4	6-6	1-2-3	2	13	4	1	0	1	31
Moore	g	3-9	1-3	1-2	0-2-2	2	8	5	2	2	1	35
Miller	g	5-7	3-5	0-0	0-2-2	0	13	1	0	1	2	35
McGusty	g	5-12	1-3	4-5	0-4-4	3	15	3	2	0	2	38
Miller Jr.		0-0	0-0	0-0	1-0-1	1	0	0	2	0	0	3
Joseph		1-1	1-1	0-0	0-2-2	1	3	0	0	0	0	8
Walker		1-2	0-0	0-0	0-0-0	0	2	0	0	1	0	9
Poplar		3-5	0-2	0-0	0-1-1	1	6	2	0	0	0	9
Gak		0-0	0-0	2-2	0-0-0	0	2	0	0	0	0	3
TEAM					1-2-3				0			
Totals		**27-55**	**11-25**	**15-17**	**4-17-21**	**14**	**80**	**18**	**8**	**6**	**7**	**200**
Pct.		**49.1**	**44.0**	**88.2**	**DR: 0,0**							

FG (1st Half: 12-30 40.0%; 2nd Half: 15-25 60.0%)
3FG (1st Half: 5-12 41.7%; 2nd Half: 6-13 46.2%)
FT (1st Half: 5-5 100.0%; 2nd Half: 10-12 83.3%)

CLEMSON		FG	3FG	FT	REB	PF	TP	A	TO	B	S	MIN
Tyson	f	3-6	2-4	2-2	1-3-4	4	10	0	1	0	1	26
Hall	f	6-14	0-4	6-6	1-6-7	2	18	2	2	0	1	36
Dawes	g	2-5	2-4	0-0	0-1-1	2	6	4	3	0	0	24
Honor	g	3-9	1-4	0-0	1-4-5	1	7	1	3	0	2	33
Collins	g	6-11	1-1	2-4	2-7-9	3	15	5	5	0	1	33
Middlebrooks		0-0	0-0	0-0	1-0-1	1	0	0	1	0	0	2
Hunter		5-7	3-4	2-2	0-2-2	4	15	0	0	0	0	23
Bohannon		2-4	0-0	0-0	4-2-6	0	4	4	1	0	0	20
Hemenway		0-0	0-0	0-0	0-0-0	1	0	0	0	0	0	3
TEAM					3-1-4				2			
Totals		**27-56**	**9-21**	**12-14**	**13-26-39**	**18**	**75**	**16**	**18**	**0**	**5**	**200**
Pct.		**48.2**	**42.9**	**85.7**	**DR: 1,0**							

FG (1st Half: 14-29 48.3%; 2nd Half: 13-27 48.1%)
3FG (1st Half: 7-12 58.3%; 2nd Half: 2-9 22.2%)
FT (1st Half: 5-6 83.3%; 2nd Half: 7-8 87.5%)

OFFICIALS: Bill Covington Jr., Mike Roberts, Clarence Armstrong
TECHNICAL FOULS: None

SCORE BY PERIODS	1ST	2ND	TOTAL
Miami	34	46	80
Clemson	40	35	75

SEASON STATISTICS

2021-22 Clemson Men's Basketball
Combined Team Statistics
All games

as of Dec 05, 2021

Game Records

Record	Overall	Home	Away	Neutral
ALL GAMES	5-4	4-0	0-2	1-2
CONFERENCE	0-1	0-0	0-1	0-0
NON-CONFERENCE	5-3	4-0	0-1	1-2

Score by Periods

Team	1st	2nd	OT	TOT
Clemson	325	337	0	662
Opponents	281	305	0	586

Team Box Score

No.	Player				Total		3-Point		F-Throw		Rebounds											
		GP-GS	MIN	AVG	FG-FGA	FG%	3FG-3FGA	3FG%	FT-FTA	FT%	OFF	DEF	TOT	AVG	PF	DQ	A	TO	BLK	STL	PTS	AVG
24	HALL, PJ	9-9	224:30	24.9	49-92	.533	9-26	.346	18-26	.692	12	37	49	5.4	21	1	14	13	9	3	125	13.9
5	TYSON, Hunter	9-9	258:16	28.7	36-75	.480	11-30	.367	19-23	.826	8	40	48	5.3	20	0	9	9	2	7	102	11.3
4	HONOR, Nick	9-9	266:57	29.7	38-78	.487	17-39	.436	8-9	.889	4	13	17	1.9	12	0	33	10	1	14	101	11.2
2	DAWES, Al-Amir	9-9	279:35	31.1	32-71	.451	23-47	.489	13-15	.867	2	35	37	4.1	11	0	17	23	0	5	100	11.1
13	COLLINS, David	9-9	253:43	28.2	36-67	.537	5-12	.417	21-40	.525	8	49	57	6.3	26	1	18	22	0	15	98	10.9
33	BOHANNON, Naz	9-0	175:14	19.5	19-34	.559	0-0	.000	4-6	.667	16	20	36	4.0	10	0	23	11	2	0	42	4.7
3	HUNTER, Chase	9-0	158:31	17.6	13-38	.342	3-11	.273	11-14	.786	5	14	19	2.1	14	0	12	5	1	4	40	4.4
12	HEMENWAY, Alex	7-0	71:18	10.2	7-20	.350	5-13	.385	2-5	.400	2	8	10	1.4	10	0	0	3	0	0	21	3.0
1	SCHIEFFELIN, Ian	8-0	65:31	8.2	8-13	.615	3-4	.750	3-7	.429	6	8	14	1.8	9	0	2	2	0	2	22	2.8
11	FOX, Parker	3-0	05:59	2.0	1-1	1.000	1-1	1.000	0-0	.000	0	2	2	0.7	0	0	0	1	1	0	3	1.0
10	MIDDLEBROOKS, Ben	9-0	33:07	3.7	2-3	.667	0-0	.000	4-4	1.000	4	5	9	1.0	5	0	3	3	3	0	8	0.9
15	NAUSEEF, Jack	2-0	02:57	1.5	0-2	.000	0-1	.000	0-0	.000	0	0	0	0.0	0	0	0	0	0	0	0	0.0
14	FOSTER, Devin	3-0	04:21	1.5	0-0	.000	0-0	.000	0-0	.000	0	1	1	0.3	0	0	0	2	0	0	0	0.0
Team											9	11	20					8				
Total		**9**	**1800**		**241-494**	**.488**	**77-184**	**.418**	**103-149**	**.691**	**76**	**243**	**319**	**35.4**	**138**	**2**	**131**	**112**	**19**	**50**	**662**	**73.6**
Opponents		**9**	**1800**		**207-522**	**.397**	**66-208**	**.317**	**106-131**	**.809**	**85**	**201**	**286**	**31.8**	**140**	**3**	**107**	**105**	**26**	**48**	**586**	**65.1**

Team Statistics

	CLEM	OPP
Scoring	**662**	**586**
Points per game	73.6	65.1
Scoring margin	+8.4	-
Field goals-att	**241-494**	**207-522**
Field goal pct	.488	.397
3 point fg-att	**77-184**	**66-208**
3-point FG pct	.418	.317
3-pt FG made per game	8.6	7.3
Free throws-att	**103-149**	**106-131**
Free throw pct	.691	.809
F-Throws made per game	11.4	11.8
Rebounds	**319**	**286**
Rebounds per game	35.4	31.8
Rebounding margin	+3.7	-
Assists	**131**	**107**
Assists per game	14.6	11.9
Turnovers	**112**	**105**
Turnovers per game	12.4	11.7
Turnover margin	-0.8	-
Assist/turnover ratio	1.2	1.0
Steals	**50**	**48**
Steals per game	5.6	5.3
Blocks	**19**	**26**
Blocks per game	2.1	2.9
Winning streak	**0**	**-**
Home win streak	4	-
Attendance	**25443**	**11438**
Home games-Avg/Game	4-6361	2-5719
Neutral site-Avg/Game	-	3-3974

Team Results

Date	Opponent		Score	Att.
11/09/2021	Presbyterian	W	64-53	6144
11/12/2021	Wofford	W	76-68	8118
11/15/2021	Bryant	W	93-70	5411
11/18/2021	vs Temple	W	75-48	3639
11/19/2021	vs St. Bonaventure	L	65-68	3464
11/21/2021	vs West Virginia	L	59-66	4820
11/26/2021	Charleston So.	W	91-59	5770
11/30/2021	at Rutgers	L	64-74	8050
12/04/2021	at Miami (FL)	L	75-80	3388

TV & RADIO ROSTER

#0 JOSH BEADLE
G • 6-3 • 180 • Fr.
Columbia, S.C.

#1 IAN SCHIEFFELIN
F • 6-7 • 225 • Fr.
Loganville, Ga.

#2 AL-AMIR DAWES
G • 6-2 • 182 • Jr.
Newark, N.J.

#3 CHASE HUNTER
G • 6-3.5 • 204 • RSo.
Atlanta, Ga.

#4 NICK HONOR
G • 5-10 • 195 • RJr.
Orlando, Fla.

#5 HUNTER TYSON
F • 6-8 • 215 • Sr.
Monroe, N.C.

#10 BEN MIDDLEBROOKS
F • 6-10 • 232 • Fr.
Fort Lauderdale, Fla.

#11 PARKER FOX
G • 6-7 • 210 • Sr.
Reno, Nev.

#12 ALEX HEMENWAY
F • 6-3.5 • 195 • Jr.
Newburgh, Ind.

#13 DAVID COLLINS
G • 6-4.5 • 217 • +Sr.
Youngstown, Ohio

#14 DEVIN FOSTER
G • 6-2 • 180 • Jr.
Canton, Mass.

#15 JACK NAUSEEF
G • 6-1 • 160 • Jr.
Dayton, Ohio

#24 PJ HALL
F/C • 6-10 • 240 • So.
Spartanburg, S.C.

#33 NAZ BOHANNON
F • 6-6 • 232 • +Sr.
Lorain, Ohio

BRAD BROWNELL
Head Coach
12th Season at Clemson

ANTONIO REYNOLDS DEAN
Assistant Coach
5th Season at Clemson



KAREEM RICHARDSON
Assistant Coach
1st Season at Clemson

DICK BENDER
Assistant Coach
10th Season at Clemson

BRAD CROWE
Sports Medicine
6th Season at Clemson