

# GAME NOTES



ACC 30 POSTSEASON APPEARANCES | 13 NCAA TOURNAMENTS | 4 SWEET SIXTEENS | 1 ELITE EIGHT | 1990 ACC REGULAR SEASON CHAMPIONS



## CLEMSON (10-5, 2-2 ACC) vs. NOTRE DAME (9-5, 3-1 ACC)

WEDNESDAY, JANUARY 12 • 7:04 P.M. ET • PURCELL PAVILION • NOTRE DAME, IND.



GAME 16

### CLEMSON RECORDS

|                                |      |        |
|--------------------------------|------|--------|
| Overall:                       | 10-5 | Won-1  |
| vs. ACC opponents:             | 2-2  | Won-1  |
| Non-Conference regular-season: | 8-3  | Won-3  |
| Home:                          | 6-1  | Lost-1 |
| Away:                          | 2-2  | Won-2  |
| Neutral:                       | 2-2  | Won-2  |

### 2021-22 SCHEDULE/RESULTS

| Date   | Opponent                                  | TV        | Score/Time (ET) |
|--------|---|-----------|-----------------|
| 11/1   | Georgia SW State (Exh.)                   | ACCNX     | W, 77-51        |
| 11/9   | Presbyterian                              | ACCNX     | W, 64-53        |
| 11/12  | Wofford                                   | ACCNX     | W, 76-68        |
| 11/15  | Bryant                                    | RSN       | W, 93-70        |
| 11/18  | vs. Temple <sup>1</sup>                   | ESPN2     | W, 75-48        |
| 11/19  | vs. St. Bonaventure <sup>1</sup>          | ESPN2     | L, 65-68        |
| 11/21  | vs. West Virginia <sup>1</sup>            | ESPN2     | L, 59-66        |
| 11/26  | Charleston Southern                       | ACCNX     | W, 91-59        |
| 11/30  | at Rutgers <sup>2</sup>                   | ESPN2     | L, 64-74        |
| 12/4   | at Miami*                                 | ACCN      | L, 75-80        |
| 12/11  | vs. Drake <sup>3</sup>                    | ACCN      | W OT, 90-80     |
| 12/14  | Miami (Ohio)                              | ACCNX     | W, 89-76        |
| 12/18  | South Carolina                            | ACCN      | W, 70-56        |
| 12/22  | at Virginia*                              | ACCN      | W, 67-50        |
| 12/29  | Duke*                                     | ACCN      | PPD.            |
| 1/4    | Virginia*                                 | RSN       | L, 65-75        |
| 1/8    | at NC State*                              | RSN       | W, 70-65        |
| 1/12   | at Notre Dame*                            | RSN       | 7 p.m.          |
| 1/15   | Boston College*                           | RSN       | 6:30 p.m.       |
| 1/18   | at Syracuse*                              | ACCN      | 8 p.m.          |
| 1/22   | Pittsburgh*                               | ACCN      | 6 p.m.          |
| 1/25   | at Duke*                                  | ESPN/2    | 7 p.m.          |
| 2/2    | Florida State*                            | ACCN      | 7 p.m.          |
| 2/5    | at Georgia Tech*                          | RSN       | 2 p.m.          |
| 2/8    | North Carolina*                           | ESPN/2    | 9 p.m.          |
| 2/12   | Notre Dame*                               | ACCN      | 7 p.m.          |
| 2/15   | at Florida State*                         | RSN       | 7 p.m.          |
| 2/19   | at Louisville*                            | RSN       | 3 p.m.          |
| 2/23   | Wake Forest*                              | ACCN      | 8 p.m.          |
| 2/26   | at Boston College*                        | ACCN      | 3 p.m.          |
| 3/2    | Georgia Tech*                             | ACCN      | 7 p.m.          |
| 3/5    | Virginia Tech*                            | RSN       | 2 p.m.          |
| 3/8-12 | New York Life ACC Tournament <sup>4</sup> | ESPN/ACCN |                 |

\* - ACC contest, <sup>1</sup> Overtime; Note: Home games in bold; <sup>2</sup> Charleston Classic (Charleston, S.C.); <sup>3</sup> ACC/Big 10 Challenge; <sup>4</sup> Holiday Hoopsgiving (Atlanta, Ga.); <sup>5</sup> ACC Tournament (Barclays Center, Brooklyn, N.Y.)

### TABLE OF CONTENTS

|                          |       |
|--------------------------|-------|
| Broadcast Sheet          | 2     |
| Rosters                  | 3     |
| Head Coach Brad Brownell | 4     |
| Team Notes               | 5-10  |
| Player Stats/Notes       | 11-32 |
| Miscellaneous Stats      | 33    |
| Superlatives             | 34-35 |
| Stats/Box Scores         | 36-41 |
| Radio/Television Roster  | 42    |

### CLEMSON SOCIAL MEDIA

Twitter | Instagram @ClemsonMBB  
Facebook Facebook.com/ClemsonMBB

### ATHLETIC COMMUNICATIONS

SID Contact: Ben Winterrowd  
Cell Phone: 630.862.8828  
Email: winter@clermson.edu

Secondary Contact: Jere Drummond  
Email: jered@clermson.edu

### BROADCAST INFORMATION

TV: RSN (Evan Lepler; PxP and Mike Gminski; Analyst)  
Watch Link: <https://es.pn/3HUG9vD>  
Radio: Clemson Athletic Network (Don Munson/Tim Bourret)  
Engineer: Ben Milstead  
Clemson Radio Affiliates: 105.5 The ROAR (Flagship)  
Sirius/XM: 385 / 975 (Clemson Broadcast)

### SERIES HISTORY

Overall: Clemson trails 2-6  
In Clemson: Clemson trails 1-3  
In South Bend: Clemson trails 1-3  
At neutral sites: N/A  
Current streak: Notre Dame, 1  
Coach Brownell vs. Notre Dame: 2-6

### SETTING THE SCENE BETWEEN THE TIGERS AND FIGHTING IRISH

- The contest will be televised on RSN with Evan Lepler and Mike Gminski calling the action, while Don Munson and Tim Bourret will call the action on the radio waves. The radio call will be available on the Clemson Athletic Network and Tunein.com.
- Live stats will be provided on ClemsonTigers.com and Twitter updates will be available on Clemson's official account (@ClemsonMBB).

### CLEMSON BASKETBALL HEADLINES


- PJ Hall is one of the most improved players in the ACC this season. Hall is +11.2 in PPG, +3.0 in RPG, +1.4 in APG and +1.1 blocks per game. Hall has increased his 3-point shooting by nearly 20.0 percent and despite the increased work load is shooting 47.8 percent this season, including a 52.0 effective field goal percentage.
- Hall's 23.0 PER (Player Efficiency Rating) is third amongst sophomores in the ACC this season.
- Clemson is first in the ACC and is third nationally in 3-point shooting: 40.9 percent (126-for-308).
- Hunter Tyson is averaging 12.0 points, 7.3 rebounds and 2.2 assists over his last six contests, while shooting 52.1 percent from the field and 42.1 percent from three.
- Nick Honor is one of four players nationally to have at least: 40.0% FG, 40.0% 3FG (min. 50 attempts), 90.0% FT and 40+ assists. He is second in the ACC and 48th nationally in assist/turnover ratio: 2.47.
- Hunter Tyson's effort vs. South Carolina (Dec. 18) resulted in his first career double-double. Tyson finished with 18 points and 13 rebounds (6-for-12 FG, 6-for-9 FT). 13 rebounds were a career-best, as were six offensive boards.
- David Collins notched his second double-double in three games with 16 points and 10 rebounds vs. Drake.
- Nick Honor scored a season-high 19 points vs. Temple. Honor finished 7-for-7 from the field and 4-for-4 from three.
- Clemson made 35 field goals in a win over Bryant (Nov. 15) – which ties for the most made field goals for the Tigers during the Brad Brownell Era (35 vs. The Citadel on 1/1/13). The Tigers finished the game with 20 assists, which gave Clemson its fifth 20-assist game since the 2017-18 season.
- Clemson finished the first half against Bryant with 52 points – its most in a half since scoring 54 against Alabama A&M on Nov. 21, 2019.
- Clemson added three signees to its program on NSD 2021: Chauncey Wiggins, Chauncey Gibson and RJ Godfrey Jr.
- Clemson was picked to finish 11th in the ACC this season by select media, however, the Tigers have outperformed the preseason poll rankings in eight of Brad Brownell's 11 seasons in Tigertown.
- Clemson finished the season 16-8 overall, including 10-6 in the ACC. The Tigers finished tied for fifth in the league during the regular season - a five-place improvement from preseason rankings to final standings.
- The five-place improvement was tied for the second-best in the league with Georgia Tech (picked ninth, finished fourth).
- The Tigers earned their 13th NCAA Tournament berth in program history and second in the last four years (in the three if you include the 2020 postseason being cancelled).
- Head Coach Brad Brownell won his 200th game as Clemson's coach last season and stands at 211 wins all-time in charge of the Tigers.

### STATISTICAL OUTLOOK

| --/-- | Clemson          | Ht.   | Wt. | Yr.  | Hometown              | GP/GS | PPG  | RPG | APG | MPG  |
|-------|------------------|-------|-----|------|-----------------------|-------|------|-----|-----|------|
| G 0   | Josh Beadle      | 6-3   | 180 | Fr.  | Columbia, S.C.        |       |      |     |     |      |
| F 1   | Ian Schiefelin   | 6-7   | 225 | Fr.  | Loganville, Ga.       | 13/0  | 2.5  | 1.2 | 0.4 | 7.1  |
| G 2   | Al-Amir Dawes    | 6-2   | 182 | Jr.  | Newark, N.J.          | 15/15 | 11.5 | 3.3 | 2.1 | 32.0 |
| G 3   | Chase Hunter     | 6-3.5 | 204 | So.  | Atlanta, Ga.          | 15/0  | 3.5  | 1.7 | 0.9 | 15.5 |
| G 4   | Nick Honor       | 5-10  | 195 | RJr. | Orlando, Fla.         | 15/15 | 9.6  | 1.8 | 3.1 | 29.0 |
| F 5   | Hunter Tyson     | 6-8   | 215 | Sr.  | Monroe, N.C.          | 15/15 | 11.6 | 6.1 | 1.5 | 28.4 |
| F 10  | Ben Middlebrooks | 6-10  | 232 | Fr.  | Fort Lauderdale, Fla. | 11/0  | 0.7  | 0.8 | 0.3 | 3.3  |
| G 11  | Parker Fox       | 6-7   | 210 | Sr.  | Reno, Nev.            | 3/0   | 1.0  | 0.7 | 0.0 | 2.0  |
| G 12  | Alex Hemenway    | 6-3.5 | 195 | Jr.  | Newburgh, Ind.        | 13/0  | 5.2  | 1.6 | 0.4 | 13.7 |
| G 13  | David Collins    | 6-4.5 | 217 | +Sr. | Youngstown, Ohio      | 15/15 | 11.3 | 7.2 | 2.1 | 29.3 |
| G 14  | Devin Foster     | 6-2   | 180 | Jr.  | Canton, Mass.         | 3/0   | 0.0  | 0.3 | 0.0 | 1.5  |
| G 15  | Jack Nauseef     | 6-1   | 160 | Jr.  | Dayton, Ohio          | 2/0   | 0.0  | 0.0 | 0.0 | 1.5  |
| F 24  | PJ Hall          | 6-10  | 240 | So.  | Spartanburg, S.C.     | 15/15 | 14.7 | 6.0 | 1.5 | 27.5 |
| F 32  | Daniel Nauseef   | 6-7   | 215 | Fr.  | Dayton, Ohio          | ---   | ---  | --- | --- | ---  |
| F 33  | Naz Bohannon     | 6-6   | 232 | +Sr. | Lorain, Ohio          | 15/0  | 4.6  | 3.5 | 2.3 | 18.5 |

# 2021-22 CLEMSON BROADCAST SHEET

0




**JOSH BEADLE**  
*FR. • G • 6-3 • 180 • COLUMBIA, S.C./CARDINAL NEWMAN*

|        | MIN | PTS | REB | AST | FG% | 3FG% | FT% |
|--------|-----|-----|-----|-----|-----|------|-----|
| 21-22  | --  | --  | --  | --  | --  | --   | --  |
| Career | --  | --  | --  | --  | --  | --   | --  |

Season Highs: **REDSHIRT**

- » Rated as a three-star prospect, according to 247Sports and Rivals.
- » Averaged 16.9 points, 6.2 rebounds, 3.8 assists and 1.4 steals per game as a senior at Cardinal Newman. Eclipsed 1,000 career points.
- » Won back-to-back SCISA Class 3A Championships and led team in scoring. Last three seasons: shot over 50.0%, 40.0% from three, 70.0% at the line.
- » Three-time All-Region, All-State, All-Tournament and All-Star player.
- » Chose Clemson over Wake Forest and VCU.

1




**IAN SCHIEFFELIN (CHEF-LIN)**  
*FR. • F • 6-7 • 225 • LOGANVILLE, GA./GRAYSON*

|        | MIN | PTS | REB | AST | FG%  | 3FG% | FT%  |
|--------|-----|-----|-----|-----|------|------|------|
| 21-22  | 7.1 | 2.5 | 1.2 | 0.4 | .571 | .600 | .545 |
| Career | 7.1 | 2.5 | 1.2 | 0.4 | .571 | .600 | .545 |

Season Highs: **PTS (6), FG (3), FT (2), REB (4), OREB (2), AST (1), STL (1)**

- » Scored season-high six points (3-for-3), grabbed four rebounds, one assist and one steal.
- » Rated three-star prospect, according to 247Sports and Rivals.
- » Averaged 12.0 points, 12.0 rebounds and 3.0 blocks per game as a senior for a top-ranked program in Georgia (Grayson HS). Finished 10th in country and No. 1 among public schools.
- » Helped lead Grayson to a Region 8-AAAAAAA championship and 25-4 record as a soph.
- » Chose Clemson over Virginia Tech and Dayton.

2




**AL-AMIR DAWES**  
*JR. • G • 6-2 • 182 • NEWARK, N.J./THE PATRICK SCHOOL*

|        | MIN  | PTS  | REB | AST | FG%  | 3FG% | FT%  |
|--------|------|------|-----|-----|------|------|------|
| 21-22  | 32.0 | 11.5 | 3.3 | 2.1 | .412 | .424 | .857 |
| Career | 28.8 | 9.5  | 2.7 | 2.2 | .401 | .368 | .793 |

Season Highs: **PTS (21), FG (7), 3FG (4), FT (6), REB (7), AST (5), STL (3), BLK (1)**

- » Season-high 21 points vs. Presbyterian (Nov. 9); 5 double-digit scoring games in 2021-22.
- » In 2020-21, Clemson was 9-2 in games that Dawes netted double figures in scoring.
- » Scored in double figures 11 times last season, including shooting a career-best 42.1 percent from the floor and 39.4 percent from three.
- » Career-high 22 points at Boston College (Feb. 22, 2020).
- » Chose Clemson over Providence, Seton Hall, St. John's and UCONN.

3




**CHASE HUNTER**  
*R-SO. • G • 6-3.5 • 204 • ATLANTA, GA./WESTLAKE HS*

|        | MIN  | PTS | REB | AST | FG%  | 3FG% | FT%  |
|--------|------|-----|-----|-----|------|------|------|
| 21-22  | 15.5 | 3.5 | 1.7 | 0.9 | .367 | .250 | .750 |
| Career | 15.5 | 3.5 | 1.3 | 1.0 | .342 | .216 | .692 |

Season Highs: **PTS (15), FG (5), 3FG (3), FT (3), OREB (3), REB (5), AST (3), BLK (1), STL (1)**

- » Scored career-high 15 points (5-7 FG, 3-4 3FG) at Miami (Dec. 4).
- » Suffered a foot fracture that limited him to just nine games in 2019-20.
- » Averaged 5.3 points, 1.0 rebound, 1.6 assists and 0.8 steals per contest as a freshman.
- » Came to Clemson as a four-star prospect and No. 98 overall in 247Sports' Top 100.
- » Rated the No. 4 player in the state of Georgia and the No. 14 combo guard in the country.
- » Chose Clemson over Georgia, Virginia, Oklahoma and Michigan State.

4




**NICK HONOR**  
*R-JR. • G • 5-10 • 195 • ORLANDO, FLA./LAKE HIGHLAND HS/FORDHAM*

|        | MIN  | PTS  | REB | AST | FG%  | 3FG% | FT%  |
|--------|------|------|-----|-----|------|------|------|
| 21-22  | 29.0 | 9.6  | 1.8 | 3.1 | .427 | .400 | .917 |
| Career | 30.3 | 11.7 | 1.9 | 2.7 | .386 | .352 | .821 |

Season Highs: **PTS (19), FG (7), 3FG (4), FT (4), REB (5), AST (7), STL (5), BLK (1)**

- » 19 points and 7-7 FG, 4-4 3FG in win over Temple; Scored 12-straight in the first half.
- » Career high five steals in victory over Wofford; career-high seven assists vs. Bryant.
- » Averaged 8.1 points, 1.3 rebounds, 2.2 assists and 1.3 steals per game last season.
- » Hit game-winning 3-pointer with 1.1 seconds left to top Georgia Tech last season.
- » Scored season-high 21 points (8-11 FG, 5-6 3FG) in OT win vs. NC State (Jan. 5).
- » Named to All-Tournament Team in Space Coast Challenge; 17 pts vs. Purdue.
- » Ran point guard for Clemson's scout team in 2019-20.

5




**HUNTER TYSON**  
*SR. • F • 6-8 • 215 • MONROE, N.C./PIEDMONT HS*

|        | MIN  | PTS  | REB | AST | FG%  | 3FG% | FT%  |
|--------|------|------|-----|-----|------|------|------|
| 21-22  | 28.4 | 11.6 | 6.1 | 1.5 | .496 | .388 | .786 |
| Career | 14.9 | 5.6  | 3.1 | 0.5 | .436 | .342 | .748 |

Season Highs: **PTS (20), FG (8), 3FG (3), FT (6), REB (13), AST (4), BLK (3), STL (2)**

- » First career double-double (18 points and 13 rebounds) vs. South Carolina (Dec. 18); Career-best six offensive rebounds.
- » Scored season-high 20 points in win over Bryant (Nov. 15).
- » Averaged career-highs in points (7.5) and rebounds (4.2) last season.
- » Has netted double figures in points 14 times in his career, including a career-high 21 points against Wake Forest on Jan. 21, 2020.
- » First career start came against South Carolina (Dec. 15, 2019).

10




**BEN MIDDLEBROOKS**  
*FR. • F • 6-10 • 232 • FORT LAUDERDALE, FLA./WESTMINSTER ACADEMY*

|        | MIN | PTS | REB | AST | FG%  | 3FG% | FT%   |
|--------|-----|-----|-----|-----|------|------|-------|
| 21-22  | 3.3 | 0.7 | 0.8 | 0.3 | .667 | .000 | 1.000 |
| Career | 3.3 | 0.7 | 0.8 | 0.3 | .667 | .000 | 1.000 |

Season Highs: **PTS (6), FG (2), FT (2), REB (3), OREB (1), AST (2), BLK (2)**

- » Rated a four-star prospect according to ESPN and reclassified from the Class of 2022.
- » Middlebrooks was a Top 100 player in the Class of 2022.
- » Averaged 20.5 points and 13.6 rebounds per game as a senior.
- » Chose Clemson over Florida, Auburn, Georgia, Ole Miss, Virginia Tech, Notre Dame and Dayton.
- » Sister, Mackenzy, was a member of Clemson's women's tennis program (graduated 2021).

11




**PARKER FOX**  
*SR. • F • 6-7 • 210 • RENO, NEV./OCONEE COUNTY (GA.)*

|        | MIN | PTS | REB | AST | FG%   | 3FG%  | FT%  |
|--------|-----|-----|-----|-----|-------|-------|------|
| 21-22  | 2.0 | 1.0 | 0.7 | 0.0 | 1.000 | 1.000 | .000 |
| Career | 1.7 | 0.8 | 0.3 | 0.1 | .714  | .667  | .333 |

Season Highs: **PTS (3), FG (1), 3FG (1), REB (1), BLK (1)**

- » Was put on full scholarship on August 18, 2021 (video available online if needed).
- » Appeared in 16 games throughout his career and has played 26 minutes.
- » Scored a career-best four points last season vs. South Carolina State (Dec. 2, 2020).
- » 4-for-6 from the floor in his career and 3-for-5 from three. Has totaled three rebounds and one assist.
- » Father, Mark, is the Head Coach at the University of California.

12



**ALEX HEMENWAY**  
*JR. • G • 6-3.5 • 195 • NEWBURGH, IND./CASTLE HS*

|        | MIN  | PTS | REB | AST | FG%  | 3FG% | FT%  |
|--------|------|-----|-----|-----|------|------|------|
| 21-22  | 13.7 | 5.2 | 1.6 | 0.4 | .525 | .586 | .750 |
| Career | 14.2 | 4.8 | 1.3 | 0.5 | .466 | .459 | .844 |

Season Highs: **PTS (17), FG (5), 3FG (4), FT (4), REB (3), OREB (1), AST (2), STL (2)**

- » Career-high-tying 17 points off the bench vs. Miami (Ohio); 5-6 FG, 3-3 3FG, 4-4 FT
- » Career-high 17 points and career-best five made threes at Wake Forest (Feb. 24)
- » As it stands, he ranks third all-time in 3-point percentage in school history (45.9%).
- » In 52 career games, he's shooting 46.6% from the floor, 45.9% from three and 84.4% at the line.
- » Chose Clemson over Nebraska, Creighton, DePaul and Belmont.
- » Father, Todd, played high school soccer in Indiana with Head Coach Brad Brownell.

13




**DAVID COLLINS**  
*+SR. • G • 6-4.5 • 217 • YOUNGSTOWN, OHIO/FIRST LOVE CHRISTIAN ACAD./USF*

|        | MIN  | PTS  | REB | AST | FG%  | 3FG% | FT%  |
|--------|------|------|-----|-----|------|------|------|
| 21-22  | 29.3 | 11.3 | 7.2 | 2.1 | .526 | .429 | .557 |
| Career | 30.5 | 13.1 | 3.9 | 2.6 | .428 | .329 | .658 |

Season Highs: **PTS (18), FG (6), 3FG (3), FT (5), REB (11), AST (6), STL (3)**

- » Second career double-double vs. Rutgers (Nov. 30) with 18 points and 10 rebounds.
- » Scored 1,516 career points at South Florida (seventh-most in program history), which included a 587-point campaign in 2018-19. That is the sixth-most points in a single season in program history.
- » Set the attempts (739) and makes (493) records in the AAC.
- » Has earned All-AAC Rookie and Third Team honors during his time in Tampa.
- » Earned undergraduate degree from USF in business finance.

24



**PJ HALL**  
*SO. • F • 6-10 • 240 • SPARTANBURG, S.C./DORMAN HS*

|        | MIN  | PTS  | REB | AST | FG%  | 3FG% | FT%  |
|--------|------|------|-----|-----|------|------|------|
| 21-22  | 27.5 | 14.7 | 6.0 | 1.5 | .478 | .326 | .745 |
| Career | 17.2 | 8.2  | 3.7 | 0.7 | .481 | .279 | .746 |

Season Highs: **PTS (22), FG (10), 3FG (3), FT (9), REB (13), OREB (6), AST (3), BLK (4), STL (1)**

- » 14 consecutive double-figure scoring games.
- » Career-high-tying 22 points vs. Drake; Set new career-high of 13 rebounds with career-best six offensive rebounds against Drake. Made career-high nine free throws (9-9).
- » 2020 No. 1 prospect in the state of South Carolina; ESPN ranked Hall No. 60 in its Top 100.
- » Highest rated prospect of the Brownell Era and fourth all-time at Clemson (247Sports).
- » Sister, Thayer, plays volleyball for the Florida Gators.
- » Chose Clemson over Virginia Tech, Florida, Tennessee, Georgia Tech and South Carolina.

33



**NAZ BOHANNON (NAHZ)**  
*+SR. • F • 6-6 • 232 • LORAIN, OHIO/LORAIN/YOUNGSTOWN STATE*

|        | MIN  | PTS | REB | AST | FG%  | 3FG% | FT%  |
|--------|------|-----|-----|-----|------|------|------|
| 21-22  | 18.5 | 4.6 | 3.5 | 2.3 | .571 | .000 | .625 |
| Career | 29.4 | 9.7 | 7.8 | 2.4 | .492 | .228 | .589 |

Season Highs: **PTS (10), FG (5), FT (3), REB (7), OREB (3), AST (4), BLK (1), STL (1)**

- » One of eight players dating back to the 1992-93 season to post at least 1,200 points, 1,000 rebounds and 300 assists in a career (College Basketball Reference).
- » Averaged 16.5 points and 8.2 rebounds last year, shooting team-best 52.6 percent.
- » Posted 11 20-point outings, including season-high 32 vs. Green Bay (Jan. 1, 2021).
- » Scored 1,236 points and grabbed 990 rebounds in his career.
- » Graduated Youngstown State with a degree in business administration.

14



**DEVIN FOSTER**  
*JR. • G • 6-2 • 180 • CANTON, MASS. • CANTON*

- » Promoted undergraduate manager.
- » 2019 Mr. Basketball in Massachusetts
- » All-time leading scorer at Canton HS (1,306 points).

15



**JACK NAUSEEF**  
*JR. • G • 6-1 • 180 • DAYTON, OHIO • CHAMINADE JULIENNE CATHOLIC*

- » Promoted undergraduate manager
- » Team captain and two-year starter in high school

32



**DANIEL NAUSEEF**  
*FR. • F • 6-7 • 215 • DAYTON, OHIO • CHAMINADE JULIENNE CATHOLIC*

- » Promoted undergraduate manager

# ROSTER

## ALPHABETICAL

| No | Name             | Pos | Hgt   | Wgt | Cl.  | Exp. | Hometown              | Previous School             |
|----|------------------|-----|-------|-----|------|------|-----------------------|-----------------------------|
| 0  | Josh Beadle      | G   | 6-3   | 180 | Fr.  | HS   | Columbia, S.C.        | Cardinal Newman HS          |
| 33 | Naz Bohannon     | F   | 6-6   | 232 | +Sr. | TR   | Lorain, Ohio          | Youngstown State            |
| 13 | David Collins    | G   | 6-4.5 | 217 | +Sr. | TR   | Youngstown, Ohio      | USF                         |
| 2  | Al-Amir Dawes    | G   | 6-2   | 182 | Jr.  | 2VL  | Newark, N.J.          | The Patrick School          |
| 14 | Devin Foster     | G   | 6-2   | 180 | Jr.  | HS   | Canton, Mass.         | Canton HS                   |
| 11 | Parker Fox       | G   | 6-7   | 210 | Jr.  | 3VL  | Reno, Nev.            | Oconee HS (GA)              |
| 24 | PJ Hall          | F   | 6-10  | 240 | So.  | 1VL  | Spartanburg, S.C.     | Dorman HS                   |
| 12 | Alex Hemenway    | G   | 6-3.5 | 195 | Jr.  | 2VL  | Newburgh, Ind.        | Castle HS                   |
| 4  | Nick Honor       | G   | 5-10  | 195 | RJr. | 1VL  | Orlando, Fla.         | Fordham                     |
| 3  | Chase Hunter     | G   | 6-3.5 | 204 | RSO. | 2VL  | Atlanta, Ga.          | Westlake HS                 |
| 10 | Ben Middlebrooks | F   | 6-10  | 240 | Fr.  | HS   | Fort Lauderdale, Fla. | Westminster Academy         |
| 32 | Daniel Nauseef   | F   | 6-7   | 215 | Fr.  | HS   | Dayton, Ohio          | Chaminade Julianne Catholic |
| 15 | Jack Nauseef     | G   | 6-1   | 160 | Jr.  | HS   | Dayton, Ohio          | Chaminade Julianne Catholic |
| 1  | Ian Schieffelin  | F   | 6-7   | 225 | Fr.  | HS   | Loganville, Ga.       | Grayson HS                  |
| 5  | Hunter Tyson     | F   | 6-8   | 215 | Sr.  | 3VL  | Monroe, N.C.          | Piedmont HS                 |

## NUMERICAL

| No | Name             | Pos | Hgt   | Wgt | Cl.  | Exp. | Hometown              | Previous School             |
|----|------------------|-----|-------|-----|------|------|-----------------------|-----------------------------|
| 0  | Josh Beadle      | G   | 6-3   | 180 | Fr.  | HS   | Columbia, S.C.        | Cardinal Newman HS          |
| 1  | Ian Schieffelin  | F   | 6-7   | 225 | Fr.  | HS   | Loganville, Ga.       | Grayson HS                  |
| 2  | Al-Amir Dawes    | G   | 6-2   | 182 | Jr.  | 2VL  | Newark, N.J.          | The Patrick School          |
| 3  | Chase Hunter     | G   | 6-3.5 | 204 | RSO. | 2VL  | Atlanta, Ga.          | Westlake HS                 |
| 4  | Nick Honor       | G   | 5-10  | 195 | RJr. | 1VL  | Orlando, Fla.         | Fordham                     |
| 5  | Hunter Tyson     | F   | 6-8   | 215 | Sr.  | 3VL  | Monroe, N.C.          | Piedmont HS                 |
| 10 | Ben Middlebrooks | F   | 6-10  | 232 | Fr.  | HS   | Fort Lauderdale, Fla. | Westminster Academy         |
| 11 | Parker Fox       | G   | 6-7   | 210 | Sr.  | 3VL  | Reno, Nev.            | Oconee HS (Ga.)             |
| 12 | Alex Hemenway    | G   | 6-3.5 | 195 | Jr.  | 2VL  | Newburgh, Ind.        | Castle HS                   |
| 13 | David Collins    | G   | 6-4.5 | 217 | +Sr. | TR   | Youngstown, Ohio      | USF                         |
| 14 | Devin Foster     | G   | 6-2   | 180 | Jr.  | HS   | Canton, Mass.         | Canton HS                   |
| 15 | Jack Nauseef     | G   | 6-1   | 160 | Jr.  | HS   | Dayton, Ohio          | Chaminade Julianne Catholic |
| 24 | PJ Hall          | F   | 6-10  | 240 | So.  | 1VL  | Spartanburg, S.C.     | Dorman HS                   |
| 32 | Daniel Nauseef   | F   | 6-7   | 215 | Fr.  | HS   | Dayton, Ohio          | Chaminade Julianne Catholic |
| 33 | Naz Bohannon     | F   | 6-6   | 232 | +Sr. | TR   | Lorain, Ohio          | Youngstown State            |

**Head Coach:** Brad Brownell

**Assistant Coaches:** Antonio Reynolds Dean, Kareem Richardson, Dick Bender

**Director of Basketball Operations:** Matt Bucklin

**Special Assistant to the Head Coach:** Jeff Reynolds

**Strength & Conditioning:** Justin McClelland

**Director of Player Development:** Terrell McIntyre

**Sports Medicine:** Brad Crowe

**Video Coordinator:** Amit Tailor

**Nutritionist:** Michelle Sweeney

**Graduate Manager:** Will Durham

**Undergraduate Managers:** Joel Dance (Head Manager), Conner Pederson (Assistant to the Head Manager), Luke Ferrell, Robert Liollo, Andrew Latiff, Hayden Johnson, Tyler Pepicilli, Stuart Derrick, Cameron White, Jacorie McCall

## PRONUNCIATION GUIDE

|                       |                  |
|-----------------------|------------------|
| Naz Bohannon          | <b>NAHZ</b>      |
| Brad Brownell         | <b>BROW-nehl</b> |
| Daniel & Jack Nauseef | <b>NAW-seef</b>  |
| Ian Schieffelin       | <b>CHEF-iin</b>  |

## CLEMSON TIGERS BLUEPRINT

### Via High School Ranks (8)

Josh Beadle (2021 recruiting class)  
 Al-Amir Dawes (2019 recruiting class)  
 Parker Fox (2018 Recruiting Class)  
 PJ Hall (2020 recruiting class)  
 Alex Hemenway (2019 recruiting class)  
 Chase Hunter (2019 recruiting class)  
 Ben Middlebrooks (2021 recruiting class)  
 Ian Schieffelin (2021 recruiting class)  
 Hunter Tyson (2018 recruiting class)

### Via Transfer Portal (3)

Naz Bohannon (2021 transfer from Youngstown State)  
 David Collins (2021 transfer from USF)  
 Nick Honor (2019 transfer from Fordham)

### Via Walk-On (2)

Devin Foster (2019 Recruiting Class - Elevated manager)  
 Daniel Nauseef (2021 Recruiting Class - Elevated manager)  
 Jack Nauseef (2019 Recruiting Class - Elevated manager)

# HEAD COACH BRAD BROWNELL



(Clicking on Coach Brownell's headshot will take you to his online bio)

## CAREER RECORDS

Overall Record: 378-240  
 Conference Games (regular season career): 198-142  
 Non-Conference Games (at Clemson): 109-44  
 ACC Tournament: 5-10  
 NCAA Tournament (career): 3-6  
 Overtime Games (at Clemson): 13-7  
 NIT (career): 4-3

## CAREER RECORDS (ACC PLAY)

Overall Record (Regular Season): 97-101  
 Overall Record (inc. postseason): 102-111  
 ACC Tournament: 5-9

## ALL-TIME WINNINGEST COACHES

|    |                                     |                |
|----|-------------------------------------|----------------|
| 1. | <b>Brad Brownell (2010-present)</b> | <b>211-155</b> |
| 2. | Cliff Ellis (1985-94)               | 177-128        |
| 3. | Bill Foster (1975-84)               | 156-106        |
| 4. | Oliver Purnell (2003-10)            | 138-88         |
| 5. | Joe Davis (1932-40)                 | 101-86         |

## CAREER COACHING RECORDS

Season Victories: 25  
 Cliff Ellis, 1986-87  
 Oliver Purnell, 2006-07  
 Brad Brownell, 2017-18

ACC Season Victories  
 11, Brad Brownell, 2017-18

ACC Home Victories  
 8, Brad Brownell, 2017-18; 2020-21

ACC Regular Season Career Victories  
 97, Brad Brownell (97-101), 2010-21

Overall Wins vs. ACC Teams  
 102, Brad Brownell (102-111), 2010-21

Overall Winning Percentage  
 vs. ACC Teams: .479, Brad Brownell (102-111), 2010-21

Overall ACC Home Winning Percentage  
 .677, Brad Brownell (67-32), 2010-21

## ABOUT BRAD BROWNELL

Born November 15, 1968  
 Hometown Evansville, Indiana  
 High School Harrison High School  
 Degree DePauw University (1991); history  
 Master's University of Indianapolis (1994); history

### FAMILY

Wife Paula  
 Daughter Abby  
 Daughter Kate

### COACHING EXPERIENCE

| Years      | School, Position                |
|------------|---------------------------------|
| 1991-92    | Evansville, graduate assistant  |
| 1992-94    | Indianapolis; assistant coach   |
| 1994-2002  | UNC Wilmington, assistant coach |
| 2002-06    | UNC Wilmington, head coach      |
| 2006-10    | Wright State, head coach        |
| 2010-pres. | Clemson, head coach             |

### PLAYING EXPERIENCE

| Years   | Team   |
|---------|--|
| 1988-91 | DePauw University<br>(Ranks seventh in school history in career assists - 332; 15th in steals - 102; 17th in free throw percentage - .782) |
| 1989-90 | Season<br>.899 free throw percentage; 132 assists, 47 steals (all top 10 single season; 2nd in FT, 10th in AST, 9th in STL)                |

### COACHING HONORS

|      |   |
|------|---|
| 2003 | Colonial Athletic Association Coach of the Year         |
| 2006 | Colonial Athletic Association Coach of the Year         |
| 2008 | Horizon League Coach of the Year                        |
| 2018 | Sports Illustrated College Basketball Coach of the Year |

### COACHING TREE

|                 |   |
|-----------------|---|
| Zavier Anderson | (Assistant coach at Florida International)    |
| Colton Ayers    | (Assistant coach at Limestone College)        |
| Nick Bowman     | (Associate head coach at Nicholls State)      |
| Tee Butters     | (Associate head coach at Charleston Southern) |
| Kylen Butler    | (Director of Recruiting at Grand Canyon)      |
| Mark Byington   | (Head coach at James Madison)                 |
| Austin Claunch  | (Head coach at Nicholls State)                |
| Aaron Coombs    | (Head coach at Georgia Southwestern State)    |
| Billy Donlon    | (Head coach at UMKC)                          |
| Jimmy Garrity   | (Head women's coach at Wofford)               |
| Earl Grant      | (Head coach at Boston College)                |
| Marty McGillan  | (Assistant coach at Longwood)                 |
| Riley McGillan  | (Assistant coach at Lenoir-Rhyne)             |
| Rick Ray        | (Assistant coach at Colorado)                 |
| Richie Riley    | (Head coach at South Alabama)                 |
| Tanner Smith    | (Assistant coach at Stephen F. Austin)        |

### NBA DRAFT PICKS UNDER BROWNELL

|      |  |
|------|--|
| 2014 | K.J. McDaniels, 32nd to Philadelphia   |
| 2017 | Jaron Blossomgame, 59th to San Antonio |

## BROWNELL'S YEAR-BY-YEAR HEAD COACHING RECORD

| YEAR    | SCHOOL         | OVERALL | .PCT | CONF. | POSTSEASON                    |
|---------|----------------|---------|------|-------|-------------------------------|
| 2002-03 | UNC Wilmington | 24-7    | .744 | 15-3  | NCAA, 1st round               |
| 2003-04 | UNC Wilmington | 15-15   | .500 | 9-9   |                               |
| 2004-05 | UNC Wilmington | 19-10   | .655 | 13-5  |                               |
| 2005-06 | UNC Wilmington | 25-8    | .758 | 15-3  | NCAA, 1st round               |
| 2006-07 | Wright State   | 23-10   | .697 | 13-3  | NCAA, 1st round               |
| 2007-08 | Wright State   | 21-10   | .677 | 12-6  |                               |
| 2008-09 | Wright State   | 20-13   | .606 | 12-6  |                               |
| 2009-10 | Wright State   | 20-12   | .625 | 12-6  |                               |
| 2010-11 | Clemson        | 22-12   | .647 | 9-7   | NCAA, 2nd round               |
| 2011-12 | Clemson        | 16-15   | .516 | 8-8   |                               |
| 2012-13 | Clemson        | 13-18   | .419 | 5-13  |                               |
| 2013-14 | Clemson        | 23-13   | .639 | 10-8  | NIT, Semifinals               |
| 2014-15 | Clemson        | 16-15   | .516 | 8-10  |                               |
| 2015-16 | Clemson        | 17-14   | .548 | 10-8  |                               |
| 2016-17 | Clemson        | 17-16   | .515 | 6-12  | NIT, 1st Round                |
| 2017-18 | Clemson        | 25-10   | .714 | 11-7  | NCAA, Sweet 16                |
| 2018-19 | Clemson        | 20-14   | .588 | 9-9   | NIT, 2nd Round                |
| 2019-20 | Clemson        | 16-15   | .516 | 9-11  | No Postseason Due to COVID-19 |
| 2020-21 | Clemson        | 16-8    | .667 | 10-6  | NCAA, 1st Round               |
| 2021-22 | Clemson        | 10-5    | .667 | 2-2   |                               |

### HEAD COACHING SUMMARY

|                   |                |             |                |
|-------------------|----------------|-------------|----------------|
| at UNC Wilmington | 83-40          | .675        | 52-20          |
| at Wright State   | 84-45          | .651        | 49-21          |
| at Clemson        | 211-155        | .577        | 97-101         |
| <b>TOTALS</b>     | <b>378-240</b> | <b>.612</b> | <b>198-142</b> |

NOTE: Conference record is regular season only.

# TEAM NOTES

## SERIES HISTORY VS. NOTRE DAME

- Clemson and Notre Dame will match up for the ninth time in program history.
- The Tigers have won two out of the last three against the Fighting Irish in the series after dropping the first five.
- Clemson hasn't played Notre Dame since Feb. 9, 2020 – a 61-57 loss at home.
- The Tigers were playing without Aamir Simms in that game (flu).
- Last year's matchup was postponed/cancelled due to COVID-19 protocols within the Tigers' program.

## NOTRE DAME (2-6)

at Clemson (1-3)  
at Notre Dame (1-3)  
at Neutral Site (0-0)

| Year    | Rank  | Site | W/L | CU | Opp |
|---------|-------|------|-----|----|-----|
| 2013-14 |       | A    | L   | 64 | 68  |
| 2014-15 | NR/10 | H    | L   | 58 | 60  |
| 2014-15 | NR/11 | A    | L   | 67 | 81  |
| 2015-16 |       | H    | L   | 83 | 89  |
| 2016-17 | NR/21 | A    | L   | 70 | 75  |
| 2017-18 | 20/NR | H    | W   | 67 | 58  |
| 2018-19 |       | A    | W   | 64 | 62  |
| 2019-20 |       | H    | L   | 57 | 61  |

## HEMENWAY RETURNS TO HOME STATE

- Alex Hemenway will return to his home state when Clemson plays at Notre Dame. Hemenway, a junior on the Clemson team, attended Castle High School in Newburgh, Ind.
- Hemenway is averaging 5.2 points per game this year and has played in 13 of the 15 games. He has shot 58.6 percent on three-point shots, including making 12 of his last 16 from long range. He is a 45.9 percent three-point shooter for his career.
- Hemenway had 16 points in just 19 minutes against Notre Dame two years ago in the game at Littlejohn Coliseum, a game won by the Irish 61-57. He made 4-of-7 three-point shots in that game. That is the only game Hemenway has played against Notre Dame in his career as the two teams did not play last year.
- That 16 point performance vs. the Irish is tied for the third-highest scoring game of his career. He had 17 in a game last year at Wake Forest and 17 this year against Miami (Ohio).
- Hemenway is the only Clemson basketball player who is a native of Indiana to play a game for Clemson in the Hoosier State. Seven Clemson players have listed their hometown as being from Indiana. The best Tiger from the Hoosier state has been Derrick Johnson, a native of Indianapolis, who scored 1,014 points and had 476 assists between 1975-79.
- However, Hemenway is not the first Tiger to play in the Hoosier State who played high school basketball in Indiana. Adonis Filer listed his hometown as Chicago, Illinois when he played for the Tigers for two seasons (2012-14), but he played high school basketball at two different schools, including Bishop Noll in Hammond, Ind.

## CLEMSON ATHLETIC TRAINER RELATIVE OF FORMER NOTRE DAME HEAD COACH

- There will be one tie between Clemson and Notre Dame on the Clemson bench when the two teams meet in South Bend on Jan 12. Clemson Athletic Trainer Brad Crowe, who is in his sixth year at Clemson, is the great nephew of former Notre Dame Head Coach Clem Crowe, and the grandson of former Notre Dame captain Norb Crowe.
- Clem Crowe was a star football and basketball player at Notre Dame. He played football under Knute Rockne from 1923-25 and was the team captain in 1925. He played in Notre Dame's first bowl game, the 1925 Rose Bowl against Stanford. That 1924 Notre Dame team featured the Four Horsemen and Crowe was one of the blockers. They were known as the Seven Mules. Clem played basketball for Notre Dame from 1923-26.
- Clem Crowe was Notre Dame's head basketball

coach in 1944-45. He guided the Irish to a 15-5 record, including a 59-58 overtime win over Kentucky in a game played in Louisville. That Kentucky team was coached by Adolph Rupp and finished with a 22-4 record and NCAA Tournament bid.

- Brad Crowe's grandfather Norb was the captain of Notre Dame's 1931-32 team and lettered three years. The Irish finished 18-2 in Norb Crowe's senior year, including a 16-game winning streak to end the season.

## TIGERS LOOK FOR THIRD-STRAIGHT ACC ROAD WIN

- Clemson has won each of its last two ACC road games, a 67-50 win at Virginia on Dec. 22 and a 70-65 victory at NC State on Jan. 8. If Clemson can win at Notre Dame on Jan. 12, it would be the first time Clemson has won three straight ACC road games in 25 years.
- During the 1996-97 season, Rick Barnes Tigers won their first three ACC road games, wins at Virginia, Florida State and Maryland between Dec. 7, 1996 and Jan. 15, 1997.
- There are only two other times Clemson has won at least three ACC road games in school history. In 1976-77, Tree Rollins' senior year, the Tigers won three in a row on the road at Duke, Virginia and Wake Forest between Jan. 12 and Feb. 8.
- Clemson's longest ACC road winning streak in history is five, set in 1986-87, Horace Grant's senior year. That year Clemson won its first five ACC road games, victories over Wake Forest, Georgia Tech, Maryland, NC State and Virginia. That Clemson team won its first 10 games on the road including all games, and was the last team in the nation to lose a road game, a loss that didn't come until Feb. 21, 1987 at North Carolina (96-80).

## THIRTY ACC ROAD WINS FOR BRAD BROWNELL

- When Clemson won at NC State on Jan. 8, it was the 30th ACC road win of Brad Brownell's Clemson career. The Tigers are 2-1 on the road in ACC games this year. It marks the 11th time in his 12 years he has taken the Tigers to at least two ACC road wins in a season.
- Not a big deal you say? Clemson had at least two ACC road wins in 21 of the 57 ACC seasons before Brownell came to Clemson. Brownell's 30 ACC road wins are 14 more than any other former Clemson coach (Oliver Purnell, 16) and Brownell also has the best winning percentage in Clemson history in ACC road games at .303.
- Overall, Brownell is 97-101 in ACC games and needs just three more conference victories to become the first Clemson coach with 100 ACC victories. His winning percentage of .490 in league games is also best in Clemson history.
- Winning close games has been a key of late. The Tigers are 9-4 in ACC games decided by five points or less over the last three years. That includes the recent 70-65 win at NC State.
- One of those nine ACC wins by five or less the last three years took place at Notre Dame on March 6, 2019, a 64-62 Clemson victory. That was Clemson's last appearance at Notre Dame. Notre Dame's Nate Laszewski had two free throws with three seconds left with an opportunity to tie the game at 63, but he missed the second attempt. Clyde Trapp got the rebound, then made one of two free throws and the Tigers had a 64-62 win.

## CLEMSON'S WIN AT VIRGINIA

- Clemson won for the first time in 11 tries against Virginia dating back to the 2012-13 season. The Tigers beat Virginia that year 59-44 on Jan. 12, 2013.
- It had been since 2008 since the last Tiger victory on the road in the series. Clemson defeated Virginia 82-51 on Feb. 7, 2008.
- Clemson's 67-50 win at Virginia (Dec. 22) was only the third road victory of 15+ points at Virginia all time in

program history.

- It marked the Tigers' 18th road victory in the series in 63 total games.
- The 17-point victory margin at Virginia ties for the 12th-largest victory margin on the road in ACC play in program history.

## CLEMSON'S BEST ROAD ACC VICTORY MARGINS

| Date       | Opponent      | Site | Score   | Margin |
|------------|---------------|------|---------|--------|
| 2-7-2008   | Virginia      | A    | 82-51   | +31    |
| 2-15-1998  | Florida State | A    | 78-49   | +29    |
| 1-4-1964   | Wake Forest   | A    | 87-61   | +26    |
| 1-21-1981  | Georgia Tech  | A    | 72-48   | +24    |
| 2-6-2019   | Georgia Tech  | A    | 65-42   | +23    |
| 2-24-1961  | Virginia      | A    | 85-63   | +22    |
| 2-24-2021  | Wake Forest   | A    | 60-39   | +21    |
| 2-11-2012  | Wake Forest   | A    | 78-58   | +20    |
| 3-2-1994   | NC State      | A    | 82-63   | +19    |
| 12-21-2008 | Miami (Fla.)  | A    | 91-72   | +19    |
| 2-21-2012  | Georgia Tech  | A    | 56-37   | +19    |
| 2-12-1975  | Wake Forest   | A    | 71-54   | +17    |
| 12-22-2021 | Virginia      | A    | 67-50   | +17    |
| 2-28-1964  | NC State      | A    | 66-52   | +14    |
| 1-14-1967  | Virginia      | A    | *102-88 | +14    |
| 2-21-1990  | Wake Forest   | A    | 89-75   | +14    |

**BOLD** signifies Brad Brownell coached team; \*Overtime

- The 17-point victory margin was also Virginia's largest at home since Feb. 26, 2011 when it lost to Boston College 63-44.
- With the victory, Head Coach Brad Brownell won his 29th road game in ACC regular season play - the most in program history.

## CLEMSON HEAD COACH ACC REGULAR SEASON ROAD WINS

| Coach          | Overall | Home  | Away  | Neutral |
|----------------|---------|-------|-------|---------|
| Banks McFadden | 1-36    | 0-18  | 1-17  | 0-1     |
| Press Maravich | 25-59   | 17-19 | 7-30  | 1-10    |
| Bobby Roberts  | 41-71   | 27-21 | 10-38 | 4-12    |
| Tates Locke    | 20-36   | 17-11 | 3-25  | 0-6     |
| Bill Foster    | 44-74   | 31-28 | 13-46 | 0-0     |
| Cliff Ellis    | 56-90   | 42-31 | 14-59 | 0-0     |
| Rick Barnes    | 28-36   | 19-13 | 9-23  | 0-0     |
| Larry Shyatt   | 20-60   | 17-23 | 3-37  | 0-0     |
| Oliver Purnell | 50-62   | 34-22 | 16-40 | 0-0     |
| Brad Brownell  | 97-101  | 67-32 | 30-69 | 0-0     |

## CLEMSON PLAYING BACK-TO-BACK GAMES VS. ACC OPPONENTS

- Clemson played Virginia in back-to-back games after Duke postponed due to COVID-19 issues within their program (Dec. 29).
- Only once in program history has Clemson played an ACC opponent in consecutive games in the regular season.
- You have to go all the way back to the program's inaugural season in the ACC in 1953-54. Clemson played Wake Forest on Feb. 6, 1954 and Feb. 9, 1954.
- The Tigers lost both games of the home-and-home series.
- Clemson has played an ACC opponent in back-to-back games three times when you consider the end of the regular season and the first game of the ACC Tournament.
- The Tigers played Florida State back-to-back (March 3, 2001 and March 8, 2001); Georgia Tech (March 2, 1986 and March 7, 1986); Maryland (Feb. 25, 1961 and March 2, 1961).

## TIGERS WON 12 IN A ROW AT LITTLEJOHN

- Clemson's 12-game home winning streak ended with a 75-65 loss to Virginia on Jan. 4.
- That 12-game home winning streak was the longest for the Clemson program since the Tigers had a 15-game home streak between March 1, 2017 and Feb. 18, 2018. Duke broke the streak with a 66-57 win over the Tigers on Feb. 18, 2018.
- The longest home winning streak in Clemson history

# TEAM NOTES

## PRONUNCIATION GUIDE

### COACHES

|                                     |                |
|-------------------------------------|----------------|
| HC Brad Brownell                    | BROW-nehl      |
| Player Development Terrell McIntyre | TUH-rell       |
| Athletic Trainer Brad Crowe         | "Crow"         |
| Video Coordinator Amit Tailor       | uh-MEET Taylor |

### PLAYERS

|                      |          |
|----------------------|----------|
| Naz Bohannon         | NAHZ     |
| Jack and Dan Nauseef | NAW-seef |
| Ian Schieffelin      | CHEF-lin |

### HOMETOWNS/HIGH SCHOOLS

|  |              |
|--|--------------|
| Chaminade Julianne Catholic (Jack/Dan Nauseef) | SHAW-min-nod |
| Oconee High School (Ga.) (Parker Fox)          | OH-cone-ee   |

is a 29-gamer from Jan. 7, 1989 to December 15, 1991. Charlotte ended that 29-game streak with a 108-100 victory.

- Overall, the 12-game winning streak is tied for the eighth longest in school history. Clemson first won at least 12 games in a row at home between Jan. 16, 1951 and December 6, 1952. That was a 15-game streak at Fike Fieldhouse under head coach Banks McFadden.

### CLEMSON'S LONGEST HOME WINNING STREAKS

| Streak  | First Win         | Streak Ended                  | Length |
|---------|-------------------|-------------------------------|--------|
| 1-7-89  | Maryland, 75-58   | 12-15-91, Charlotte, 100-108  | 29     |
| 2-21-79 | Duke, 70-49       | 1-17-81, Maryland, 62-68 (OT) | 24     |
| 2-12-06 | Maryland, 89-77   | 1-6-08, UNC, 88-90 (OT)       | 19     |
| 1-12-08 | FSU, 97-85 (2OT)  | 1-17-09, Wake Forest, 68-78   | 16     |
| 1-30-85 | UNC, 52-50        | 1-11-86, Virginia, 81-83      | 16     |
| 3-1-17  | NC State, 78-74   | 2-18-18, Duke, 57-66          | 15     |
| 1-16-51 | Furman, 85-59     | 12-6-52, Georgia, 55-57       | 15     |
| 3-2-82  | Duke, 93-86       | 1-21-84, Virginia, 73-74      | 12     |
| 3-1-95  | NC State, 62-45   | 1-27-96, NC State, 61-64      | 12     |
| 1-27-21 | Louisville, 54-50 | 1-4-22, Virginia, 65-75       | 12     |

### CLEMSON SHOOTING OVER 40.0 PERCENT FROM THREE

- One of the reasons for Clemson's success so far this year has been three-point shooting. The Tigers have made 123-of-298 three-point shots so far this year for a 41.3 percentage. If the season ended today that percentage would be the second best in school history and the best since the first year the three-point goal became a national rule in 1986-87.

- That 1986-87 season Clemson made 44.8 from 3-point range, a figure that led the ACC and is still the league record for a season. That is the only season Clemson has shot over 40.0 percent from 3-point range since that 1986-87 season. (We should note the ACC had a 17 foot-9-inch three-point line in 1982-83 for league games and the Tigers hit .435 of their three-point shots in those league games.)

- Nationally, Clemson ranked sixth in the nation in three-point shooting through games of January 1. There were only eight schools nationally shooting over 40.0 percent through games of Jan. 1.

- Clemson has shot at least 40.0 percent from 3-point range in nine of the first 14 games and the Tigers have a 7-2 record in those games. The only losses was at Miami when Clemson shot 42.9 from long range in an 80-75 loss and shot 45.0 in a 75-65 loss to Virginia.

- Clemson shot at least 40.0 percent from three-point range in just nine of the 24 games a year ago.

- Clemson is 5-0 this season when it makes 10+ threes.

### CLEMSON'S BEST THREE-POINT PERCENTAGE SEASONS

| Year    | 3FGM-Att | Pct. |
|---------|----------|------|
| 1986-87 | 203-453  | .448 |
| 2021-22 | 123-298  | .413 |
| 1991-92 | 161-422  | .382 |
| 2008-09 | 256-684  | .374 |
| 2007-08 | 271-728  | .372 |
| 2017-18 | 288-786  | .366 |

### CLEMSON MAKING DOUBLE-DIGIT THREES

- Clemson finished 13-for-24 from beyond the arc against Miami (Ohio), marking it the fifth time this season they have made 10 or more in a game. The Tigers are 5-0 in those contests.

- The Tigers have made 13 or more threes just 22 times in program history. They are 15-7 overall in those games and have won five in a row in games they have accomplished that feat.

### CLEMSON'S GAMES MAKING 13+ THREES

| Date     | Site | 3FG/A | Pct. | Opponent             | W/L | Final   |
|----------|------|-------|------|----------------------|-----|---------|
| 12-14-21 | H    | 13-24 | .542 | Miami (Ohio)         | W   | 89-76   |
| 2-20-20  | A    | 13-22 | .590 | Pittsburgh           | W   | 72-52   |
| 11-7-19  | H    | 14-34 | .412 | Presbyterian         | W   | 79-45   |
| 1-29-19  | H    | 14-27 | .519 | Pittsburgh           | W   | 82-69   |
| 1-30-18  | H    | 15-30 | .500 | North Carolina       | W   | 82-78   |
| 1-22-17  | H    | 13-27 | .481 | Virginia Tech        | L   | 81-82   |
| 12-10-16 | H    | 13-28 | .464 | Mercer               | W   | 90-47   |
| 12-2-15  | H    | 13-29 | .448 | USC Upstate          | W   | 75-56   |
| 11-30-15 | A    | 14-28 | .500 | Minnesota            | L   | 83-89   |
| 11-13-09 | H    | 14-30 | .467 | Presbyterian         | W   | 84-41   |
| 1-29-09  | A    | 14-25 | .560 | Virginia Tech        | W   | 86-82   |
| 2-7-08   | A    | 16-26 | .615 | Virginia             | W   | 82-51   |
| 12-23-07 | H    | 15-27 | .556 | Western Carolina     | W   | 103-60  |
| 3-1-06   | A    | 13-22 | .591 | Virginia Tech        | W   | 86-81   |
| 12-19-05 | A    | 16-28 | .571 | Puerto Rico-Mayaguez | W   | 101-60  |
| 1-22-05  | A    | 13-30 | .433 | Virginia             | L   | 79-81   |
| 1-20-02  | A    | 15-28 | .536 | Maryland             | L   | 90-99   |
| 1-24-01  | H    | 14-28 | .500 | Georgia Tech         | L   | 108-111 |
| 1-2-01   | H    | 13-29 | .448 | Maryland             | L   | 92-104  |
| 12-27-93 | N    | 15-37 | .405 | Evansville           | L   | 80-81   |
| 12-1-93  | A    | 13-24 | .522 | Charleston So.       | W   | 120-103 |
| 1-26-87  | H    | 13-20 | .650 | Winthrop             | W   | 96-69   |

BOLD signifies a home game

### CLEMSON'S LAST 12 VS. SEC OPPONENTS

- Clemson has won 11 of its last 13 games against members of the SEC, including a 4-1 mark against in-state rival South Carolina.

- The Tigers won its fourth in five tries against the Gamecocks 70-56 (Dec. 18).

### CLEMSON VS. SEC (LAST 12 GAMES)

| Date     | Opponent          | Site | Score    |
|----------|-------------------|------|----------|
| 12-18-21 | South Carolina    | H    | W, 70-56 |
| 12-12-20 | Alabama           | N    | W, 64-56 |
| 11-25-20 | Mississippi State | N    | W, 53-42 |
| 12-15-19 | South Carolina    | H    | L, 54-67 |
| 12-22-18 | South Carolina    | A    | W, 78-68 |
| 12-8-18  | Mississippi State | N    | L, 71-82 |
| 11-20-18 | Georgia           | N    | W, 64-49 |
| 3-18-18  | Auburn            | N    | W, 84-53 |
| 12-19-17 | South Carolina    | H    | W, 64-48 |
| 12-16-18 | Florida           | N    | W, 71-69 |
| 12-21-17 | South Carolina    | A    | W, 62-60 |
| 12-18-17 | Alabama           | A    | W, 67-54 |
| 11-11-17 | Georgia           | H    | W, 74-64 |

### TWICE AS NICE

- Clemson posted two double-doubles in its win over Drake (Dec. 11).

- PJ Hall finished with 22 points and 13 rebounds, while David Collins posted 16 points and 10 boards.

- It was Hall's first double-double of his career and Collins' third and second in the last three contests.

- It marked the first time since Feb. 22, 2020 that multiple Tigers have eclipsed a double-double in the same game.

- Aamir Simms and John Newman III each tallied a double-double in the 82-64 win at Boston College. Simms finished 12 points and 11 rebounds, while Newman totaled 11 points and 10 rebounds.

- It been accomplished eight times since the beginning of the 2010-11 season, including three double-doubles against Duke on Jan. 11, 2014.

## BRAD BROWNELL VS. 2021-22 OPPONENTS

| Opponent            | at Clemson | Overall |
|---------------------|------------|---------|
| Boston College      | 11-3       | 11-3    |
| Bryant              | 1-0        | 1-0     |
| Charleston Southern | 2-0        | 2-0     |
| Drake               | 1-0        | 1-0     |
| Duke                | 3-10       | 3-10    |
| Florida State       | 8-16       | 8-16    |
| Georgia Tech        | 17-7       | 17-7    |
| Louisville          | 4-4        | 4-4     |
| Miami (Fla.)        | 8-9        | 8-9     |
| Miami (Ohio)        | 1-0        | 3-2     |
| North Carolina      | 3-11       | 3-13    |
| NC State            | 10-10      | 10-10   |
| Notre Dame          | 2-6        | 2-6     |
| Pittsburgh          | 8-3        | 8-3     |
| Presbyterian        | 4-0        | 5-0     |
| Rutgers             | 1-2        | 1-2     |
| South Carolina      | 6-5        | 6-5     |
| St. Bonaventure     | 0-1        | 0-1     |
| Syracuse            | 5-5        | 5-5     |
| Temple              | 1-1        | 1-1     |
| Virginia            | 3-14       | 3-14    |
| Virginia Tech       | 6-10       | 6-10    |
| Wake Forest         | 13-2       | 13-3    |
| West Virginia       | 0-1        | 0-1     |
| Wofford             | 3-0        | 3-0     |

## CLEMSON VS. 2021-22 OPPONENTS

| Opponent            | Overall |
|---------------------|---------|
| Boston College      | 19-7    |
| Bryant              | 1-0     |
| Charleston Southern | 20-0    |
| Drake               | 1-0     |
| Duke                | 32-110  |
| Florida State       | 34-45   |
| Georgia Tech        | 74-66   |
| Louisville          | 4-7     |
| Miami (Fla.)        | 17-15   |
| Miami (Ohio)        | 2-0     |
| North Carolina      | 23-133  |
| NC State            | 56-105  |
| Notre Dame          | 2-6     |
| Pittsburgh          | 8-3     |
| Presbyterian        | 59-18-1 |
| Rutgers             | 2-3     |
| South Carolina      | 80-91   |
| St. Bonaventure     | 0-1     |
| Syracuse            | 7-5     |
| Temple              | 2-3     |
| Virginia            | 54-79   |
| Virginia Tech       | 16-22   |
| Wake Forest         | 65-100  |
| West Virginia       | 1-4     |
| Wofford             | 53-16   |

### MULTIPLE DOUBLE-DOUBLES SAME GAME (SINCE 2010-11)

| Date     | Opponent          | Players           | Pts | Reb | Ass |
|----------|-------------------|-------------------|-----|-----|-----|
| 12-11-21 | vs. Drake         | PJ Hall           | 22  | 13  | 2   |
|          |                   | David Collins     | 16  | 10  | 1   |
| 2-22-20  | at Boston College | Aamir Simms       | 12  | 11  | 3   |
|          |                   | John Newman       | 11  | 10  | 3   |
| 3-9-19   | Syracuse          | Marcquise Reed    | 24  | 10  | 2   |
|          |                   | Elijah Thomas     | 13  | 11  | 1   |
| 2-21-18  | at Virginia Tech  | Marcquise Reed    | 28  | 10  | 3   |
|          |                   | Elijah Thomas     | 12  | 10  | 1   |
| 11-12-17 | N.C. A&T          | Gabe DeVoe        | 13  | 10  | 5   |
|          |                   | Donte Grantham    | 17  | 12  | 2   |
| 11-28-14 | High Point        | Landry Nnoko      | 10  | 13  | 0   |
|          |                   | Jaron Blossomgame | 14  | 13  | 3   |
| 1-11-14  | Duke              | K.J. McDaniel     | 24  | 10  | 0   |
|          |                   | Jaron Blossomgame | 14  | 14  | 1   |
|          |                   | Landry Nnoko      | 10  | 13  | 0   |
| 2-28-13  | North Carolina    | Devin Booker      | 25  | 11  | 0   |
|          |                   | Milton Jennings   | 12  | 10  | 5   |

# TEAM NOTES

## LITTLEJOHN COLISEUM

**First Game:** Nov. 30, 1968 (Clemson 76, Georgia Tech 72)  
**Games:** 780  
**Overall Record:** 574-206 (.736)  
**Non-Conference:** 354-44 (.889) | **ACC:** 220-162 (.576)  
**Brownell Era:** 126-44 (.741) | **Non-Con:** 66-12 (.846) | **ACC:** 60-32 (.652)  
**Total Attendance (Avg.):** 6,327,371 (8,112)  
**Total Attendance (Avg. Minus COVID-19):** 6,305,768 (8,211)  
**Most Wins / Season:** 16 (2006-07; 2013-14)

### LITTLEJOHN COLISEUM HOME RECORD

| Year     | Overall   | Pct.  | Attn.   | Avg.   |
|----------|---|-------|---------|--------|
| 1968-69  | 4-7   | .364  | 55,150  | 5,014  |
| 1969-70  | 6-5   | .546  | 50,877  | 4,625  |
| 1970-71  | 8-4   | .667  | 63,488  | 5,291  |
| 1971-72  | 6-4   | .600  | 81,278  | 8,128  |
| 1972-73  | 9-2   | .818  | 85,750  | 7,795  |
| 1973-74  | 9-4   | .692  | 103,519 | 7,963  |
| 1974-75  | 11-1  | .917  | 113,515 | 9,460  |
| 1975-76  | 8-5   | .615  | 107,220 | 8,248  |
| 1976-77  | 13-2  | .867  | 134,841 | 8,883  |
| 1977-78  | 10-5  | .667  | 138,115 | 9,208  |
| 1978-79  | 13-3  | .813  | 144,535 | 9,033  |
| 1979-80  | 15-0  | 1.000 | 130,900 | 8,727  |
| 1980-81  | 12-4  | .750  | 145,792 | 9,112  |
| 1981-82  | 11-5  | .688  | 139,731 | 8,733  |
| 1982-83  | 9-7   | .563  | 131,063 | 8,191  |
| 1983-84  | 11-5  | .688  | 129,600 | 8,100  |
| 1984-85  | 12-4  | .750  | 130,136 | 8,134  |
| 1985-86  | 14-5  | .737  | 144,699 | 7,616  |
| 1986-87  | 15-2  | .882  | 142,274 | 7,328  |
| 1987-88  | 12-4  | .750  | 117,250 | 7,328  |
| 1988-89  | 13-1  | .929  | 114,123 | 8,151  |
| 1989-90  | 14-0  | 1.000 | 122,540 | 8,753  |
| 1990-91  | 9-7   | .563  | 121,314 | 7,582  |
| 1991-92  | 12-4  | .750  | 114,691 | 7,168  |
| 1992-93  | 11-5  | .688  | 113,803 | 7,113  |
| 1993-94  | 11-4  | .733  | 108,074 | 7,205  |
| 1994-95  | 11-5  | .688  | 116,754 | 7,297  |
| 1995-96  | 14-2  | .875  | 150,037 | 9,377  |
| 1996-97  | 12-3  | .800  | 147,019 | 9,801  |
| 1997-98  | 11-3  | .786  | 156,103 | 11,151 |
| 1998-99  | 12-3  | .800  | 141,728 | 9,449  |
| 1999-00  | 7-9   | .438  | 142,679 | 8,918  |
| 2000-01  | 9-7   | .563  | 137,909 | 8,619  |
| 2001-02  | 8-8   | .500  | 139,954 | 8,747  |
| 2002-03  | 5-4   | .555  | 80,600  | 8,956  |
| 2003-04  | 10-6  | .625  | 122,900 | 7,681  |
| 2004-05  | 10-5  | .667  | 111,886 | 7,459  |
| 2005-06  | 12-4  | .750  | 106,251 | 6,641  |
| 2006-07  | 16-4  | .800  | 147,122 | 7,356  |
| 2007-08  | 14-2  | .875  | 137,739 | 8,609  |
| 2008-09  | 13-3  | .813  | 135,619 | 8,476  |
| 2009-10  | 14-2  | .875  | 151,442 | 9,465  |
| 2010-11  | 15-2  | .882  | 140,920 | 8,289  |
| 2011-12  | 11-5  | .688  | 125,249 | 7,828  |
| 2012-13  | 8-7   | .533  | 118,305 | 7,887  |
| 2013-14  | 16-3  | .842  | 142,231 | 7,486  |
| 2014-15  | 11-6  | .611  | 129,800 | 7,635  |
| 2015-16  | Home games held in Greenville, S.C. due to renovation |       |         |        |
| 2016-17  | 11-6  | .611  | 123,442 | 7,262  |
| 2017-18  | 15-1  | .938  | 123,895 | 7,743  |
| 2018-19  | 14-5  | .737  | 133,290 | 7,015  |
| 2019-20  | 11-6  | .647  | 116,139 | 6,832  |
| 2020-21* | 11-1  | .912  | 21,613  | 1,801  |
| 2021-22  | 6-1   | .857  | 42,476  | 6,068  |

\* limited capacity due to COVID-19 regulations and protocols (1,876 max capacity).

### Largest Crowds

| Attendance | Date      | W/L | Results                      |
|------------|-----------|-----|------------------------------|
| 13,863     | 1-9-1980  | W   | Clemson 87, Duke 82 (OT)     |
| 13,136     | 2-28-1990 | W   | Clemson 97, Duke 93          |
| 12,632     | 1-29-1977 | W   | Clemson 93, UNC 73           |
| 12,611     | 1-7-1987  | W   | Clemson 73, NC State 69      |
| 12,267     | 1-19-1981 | L   | Virginia 74, Clemson 59      |
| 12,258     | 1-17-1981 | L   | Maryland 68, Clemson 62 (OT) |
| 12,013     | 2-24-1990 | W   | Clemson 69, UNC 61           |
| 11,909     | 1-11-1978 | L   | Duke 107, Clemson 85         |
| 11,800     | 1-22-1975 | W   | Clemson 83, Maryland 82      |
| 11,800     | 2-22-1975 | W   | Clemson 92, NC State 70      |
| 11,800     | 1-24-1976 | L   | Virginia 69, Clemson 62      |
| 11,742     | 1-23-1988 | W   | Clemson 69, S. Carolina 65   |

**Note:** The arena was named for J.C. Littlejohn, a long-time Clemson University employee, for many years the school's business manager.

## SIX DOUBLE-DIGIT SCORERS IN THE SAME GAME

- Clemson posted six double-digit scorers against Miami (Ohio) (Dec. 14). It was the first time in nearly three seasons the Tigers accomplished it.
- Alex Hemenway (17), David Collins (14), Hunter Tyson (13), Al-Amir Dawes (13), PJ Hall (13) and Naz Bohannon (10) rounded out the scoring.
- Clemson last accomplished this feat on Nov. 6, 2018 against The Citadel in a 100-80 win.
- Marcquise Reed (20), Shelton Mitchell (16), Aamir Simms (16), Elijah Thomas (15), Clyde Trapp (13) and David Skara (11) rounded out the scoring for the Tigers.

## CLEMSON 4-POINT PLAYS

- Alex Hemenway successfully completed a four-point play against Miami (Ohio) (Dec. 14).
- Hemenway came around a screen and knocked down a triple with contact at the 8:32 mark and made the subsequent free throw.
- It was Clemson's first four-point play since Shelton Mitchell completed one on Feb. 20, 2019 against Florida State. Mitchell did it in the first half at the 6:45 mark.

## CLEMSON TOUGH TO BEAT WHEN ALLOWING 50 OR LESS POINTS

- In Brad Brownell's tenure as head coach at Clemson, the Tigers are a combined 52-2 when they allow 50 or less points to its opponent.
- The Tigers have won their last 31 contests in which they have allowed 50 or less points.
- Clemson added to this total with a dominating 67-50 performance at Virginia (Dec. 22) for its first ACC win of the 2021-22 season.
- Clemson's first in 2021-22 was a 75-48 thrashing of Temple in the quarterfinal round of the Shriners Children's Charleston Classic.
- The third time in ACC play last season and fifth time overall, the Tigers allowed just 39 points in a 60-39 rout of Wake Forest.
- The second time in ACC play in 2020-21 and fourth time overall, the Tigers allowed 50 points or less in 63-50 win over North Carolina.
- The 50 points allowed to the Tar Heels last season was the fewest in the series since 1985 and tied for the fewest allowed since 1940.
- The Tigers also held Louisville to 50 or less in a 54-50 victory over No. 25 Louisville (Jan. 27, 2021).
- For the second time in 2020-21, the Tigers held their opponent to less than 50 points. Clemson held SC State to just 38 points in the Tigers' home opener.
- In the 2020-21 season opener, the Tigers held Mississippi State to just 42 points in an 11-point victory.
- In 2018-19 the Tigers held Jacksonville to just 39 total points (only 11 in the second half) en route to a 68-39 victory last season.
- In just the Tigers' second game of the 2019-20 season, they held Presbyterian to just 45 points, marking the first time this season they have held an opponent under the 50-point threshold.
- Clemson went 4-0 during 2018-19 in such games.
- The Tigers topped Pittsburgh with a 62-48 victory on the road on Feb. 27.
- Clemson rolled Georgia Tech on the road on Feb. 6, 65-42, and clinching the fewest points allowed in consecutive ACC games in Clemson history.
- The Tigers dominated Wake Forest on Feb. 3, 64-37, holding the Demon Deacons to the lowest point total allowed in an ACC game under Brownell.
- The 37 points ties Georgia Tech from a Feb. 21, 2012, 56-37, Tiger victory.
- The 40th win came on Nov. 20 in the Cayman Islands Classic semifinals with a 64-49 win over Georgia.
- The only losses on the record are losses to Virginia (49-

## TIGERS IN THE NBA

|                          |         |
|--------------------------|---------|
| <b>Randy Mahaffey, F</b> |         |
| Kentucky Colonels        | 1968-69 |
| New York Nets            | 1969-70 |
| Carolina Cougars         | 1970-71 |

|                     |         |
|---------------------|---------|
| <b>Skip Wise, G</b> |         |
| San Antonio Spurs   | 1975-76 |

|                        |         |
|------------------------|---------|
| <b>Tree Rollins, C</b> |         |
| Atlanta Hawks          | 1978-88 |
| Cleveland Cavaliers    | 1989-90 |
| Detroit Pistons        | 1990-91 |
| Houston Rockets        | 1991-93 |
| Orlando Magic          | 1993-95 |

|                       |         |
|-----------------------|---------|
| <b>Larry Nance, F</b> |         |
| Phoenix Suns          | 1982-88 |
| Cleveland Cavaliers   | 1988-94 |

|                        |                  |
|------------------------|------------------|
| <b>Horace Grant, F</b> |                  |
| Chicago Bulls          | 1988-94          |
| Orlando Magic          | 1994-99, 2001-03 |
| Seattle SuperSonics    | 1999-2000        |
| Los Angeles Lakers     | 2000-01, 2003-04 |

|                                     |           |
|-------------------------------------|-----------|
| <b>Devin Gray, F</b>                |           |
| San Antonio Spurs, Sacramento Kings | 1996-97   |
| Houston Rockets                     | 1999-2000 |

|                               |           |
|-------------------------------|-----------|
| <b>Elden Campbell, C</b>      |           |
| Los Angeles Lakers            | 1990-99   |
| Charlotte/New Orleans Hornets | 1999-2002 |
| Seattle SuperSonics           | 2002-03   |
| Detroit Pistons               | 2003-05   |

|                       |                    |
|-----------------------|--------------------|
| <b>Dale Davis, F</b>  |                    |
| Indiana Pacers        | 1991-2000, 2004-05 |
| Portland Trailblazers | 2000-04            |
| Golden State Warriors | 2004-05            |
| Detroit Pistons       | 2005-07            |

|                         |                    |
|-------------------------|--------------------|
| <b>Chris Whitney, G</b> |                    |
| San Antonio Spurs       | 1993-95            |
| Washington Wizards      | 1995-2002, 2003-04 |
| Denver Nuggets          | 2002-03            |
| Orlando Magic           | 2002-03            |

|                           |         |
|---------------------------|---------|
| <b>Sharonne Wright, C</b> |         |
| Philadelphia 76ers        | 1994-95 |
| Toronto Raptors           | 1995-98 |

|                        |                    |
|------------------------|--------------------|
| <b>Greg Buckner, G</b> |                    |
| Dallas Mavericks       | 1999-2002, 2006-07 |
| Philadelphia 76ers     | 2002-04            |
| Denver Nuggets         | 2004-06            |
| Minnesota Timberwolves | 2007-08            |
| Memphis Grizzlies      | 2008-09            |

|                          |           |
|--------------------------|-----------|
| <b>Harold Jamison, F</b> |           |
| Miami Heat               | 1999-2000 |
| Los Angeles Clippers     | 2001-02   |

|                                   |         |
|-----------------------------------|---------|
| <b>Will Solomon, G</b>            |         |
| Memphis Grizzlies                 | 2001-02 |
| Toronto Raptors, Sacramento Kings | 2008-09 |

|                         |         |
|-------------------------|---------|
| <b>Trevor Booker, F</b> |         |
| Washington Wizards      | 2010-14 |
| Utah Jazz               | 2014-16 |
| Brooklyn Nets           | 2016-18 |
| Indiana Pacers          | 2018    |

|                          |         |
|--------------------------|---------|
| <b>K.J. McDaniels, G</b> |         |
| Philadelphia 76ers       | 2014-15 |
| Houston Rockets          | 2015-17 |
| Brooklyn Nets            | 2017    |
| Toronto Raptors          | 2017    |

|                             |         |
|-----------------------------|---------|
| <b>Jaron Blossomgame, F</b> |         |
| Cleveland Cavaliers         | 2018-19 |

|                          |         |
|--------------------------|---------|
| <b>Donte Grantham, F</b> |         |
| Oklahoma City Thunder    | 2018-19 |

# TEAM NOTES

## 1,000 POINT SCORERS

### CLEMSON TIGER BASKETBALL 1,000-POINT CLUB

| Rk  | Name                     | Years          | GP         | Avg         | Pts         |
|-----|--------------------------|----------------|------------|-------------|-------------|
| 1.  | Elden Campbell*          | 1986-90        | 123        | 15.3        | 1880        |
| 2.  | Terrell McIntyre*        | 1995-99        | 126        | 14.6        | 1839        |
| 3.  | Butch Zatezalo*          | 1967-70        | 75         | 23.5        | 1761        |
| 4.  | Greg Buckner*            | 1994-98        | 122        | 14.4        | 1754        |
| 5.  | <b>Jaron Blossomgame</b> | <b>2013-17</b> | <b>128</b> | <b>13.5</b> | <b>1733</b> |
| 6.  | Trevor Booker*           | 2006-10        | 134        | 12.9        | 1725        |
| 7.  | Horace Grant*            | 1983-87        | 122        | 13.9        | 1696        |
| 8.  | K.C. Rivers*             | 2005-09        | 134        | 12.6        | 1684        |
| 9.  | Dale Davis*              | 1987-91        | 121        | 13.6        | 1650        |
| 10. | Bill Yarborough*         | 1952-57        | 85         | 18.3        | 1553        |
| 11. | Vincent Hamilton*        | 1980-85        | 116        | 13.2        | 1530        |
| 12. | <b>Marcquise Reed</b>    | <b>2016-19</b> | <b>99</b>  | <b>15.0</b> | <b>1484</b> |
| 13. | Cliff Hammonds*          | 2004-08        | 134        | 10.9        | 1465        |
| 14. | Tree Rollins*            | 1973-77        | 110        | 13.3        | 1463        |
| 15. | Will Solomon             | 1998-01        | 94         | 15.2        | 1431        |
| 16. | Stan Rome                | 1974-78        | 109        | 12.5        | 1365        |
|     | <b>Demontez Stitt</b>    | <b>2007-11</b> | <b>126</b> | <b>10.8</b> | <b>1365</b> |
| 18. | Vince Yockel*            | 1955-58        | 74         | 18.2        | 1350        |
| 19. | Larry Nance*             | 1977-81        | 117        | 11.5        | 1341        |
| 20. | Devin Gray               | 1991-95        | 94         | 14.1        | 1322        |
| 21. | Jim Brennan*             | 1961-64        | 76         | 17.3        | 1317        |
| 22. | Sharonne Wright*         | 1991-94        | 92         | 14.2        | 1308        |
| 23. | Vernon Hamilton          | 2003-07        | 127        | 9.7         | 1238        |
| 24. | Harold Jamison           | 1995-99        | 129        | 9.5         | 1231        |
| 25. | Jim Sutherland*          | 1964-67        | 71         | 17.3        | 1230        |
| 26. | Edward Scott*            | 1999-03        | 112        | 10.9        | 1226        |
| 27. | <b>Andre Young</b>       | <b>2008-12</b> | <b>129</b> | <b>9.5</b>  | <b>1223</b> |
| 28. | Shawan Robinson          | 2002-06        | 120        | 9.8         | 1177        |
| 29. | Randy Mahaffey*          | 1964-67        | 73         | 16.0        | 1171        |
| 30. | Sharrod Ford             | 2001-05        | 118        | 9.8         | 1154        |
|     | <b>Devin Booker</b>      | <b>2009-13</b> | <b>128</b> | <b>9.0</b>  | <b>1154</b> |
| 32. | Choppy Patterson*        | 1959-63        | 76         | 14.8        | 1131        |
| 33. | Jerry Pryor              | 1985-89        | 123        | 9.1         | 1124        |
| 34. | <b>Aamir Simms</b>       | <b>2017-21</b> | <b>122</b> | <b>9.2</b>  | <b>1122</b> |
| 35. | <b>Donte Grantham</b>    | <b>2014-18</b> | <b>114</b> | <b>9.6</b>  | <b>1100</b> |
| 36. | <b>Shelton Mitchell</b>  | <b>2016-19</b> | <b>94</b>  | <b>11.6</b> | <b>1084</b> |
| 37. | Billy Williams*          | 1977-80        | 85         | 12.7        | 1078        |
| 38. | Johnny Snee              | 1948-52        | 82         | 13.1        | 1077        |
| 39. | Colon Abraham            | 1874-78        | 106        | 10.0        | 1061        |
| 40. | <b>K.J. McDaniels</b>    | <b>2011-14</b> | <b>94</b>  | <b>11.0</b> | <b>1035</b> |
| 41. | Richie Mahaffey          | 1966-70        | 75         | 13.6        | 1019        |
| 42. | Derrick Johnson          | 1975-79        | 111        | 9.1         | 1014        |

Note: Names in bold played for Head Coach Brad Brownell;  
\* - signifies Clemson Hall of Fame

47, Feb. 2, 2011) and Miami (45-43, Feb. 17, 2013).

## CLEMSON'S RECORD IN GAMES ALLOWING 50 POINTS OR LESS (UNDER BROWNELL)

| Year          | Record      |
|---------------|-------------|
| 2010-11       | 6-1         |
| 2011-12       | 7-0         |
| 2012-13       | 6-1         |
| 2013-14       | 9-0         |
| 2014-15       | 3-0         |
| 2015-16       | 4-0         |
| 2016-17       | 2-0         |
| 2017-18       | 2-0         |
| 2018-19       | 4-0         |
| 2019-20       | 2-0         |
| 2020-21       | 5-0         |
| 2021-22       | 2-0         |
| <b>RECORD</b> | <b>52-2</b> |

## SEASON OPENING DOMINANCE

- With a win over Presbyterian on Nov. 9, Clemson has won 36-out-of-37 games to open a season, which dates back to the 1985-86 season.
- Head coach Brad Brownell is 11-1 in season openers at Clemson.

## OVERCOMING 10-POINT DEFICITS

- Clemson has overcome a 10-point or more deficit six times dating back to the beginning of the 2019-20 season.
- The Tigers overcame five 10-point or more deficits in 2019-20.
- Clemson erased an early 11-point deficit in the 2021-

22 season opener against Presbyterian to win by the same margin (64-53).

- The Tigers used a 40-21 second half, which also included an 18-2 run to engineer the comeback.

## OVERCOMING 10-POINT DEFICITS (SINCE 2019)

| Date     | Opponent       | Down | Time (Half) | Score | Final  |
|----------|----------------|------|-------------|-------|--------|
| 11-9-21  | Presbyterian   | 11   | 1:16 (1)    | 19-30 | 64-53  |
| 2-29-20  | Florida State  | 10   | 19:40 (2)   | 32-42 | 70-69  |
| 1-28-20  | Syracuse       | 10   | 16:26 (2)   | 35-45 | 71-70  |
| 1-21-20  | Wake Forest    | 10   | 7:38 (1)    | 17-27 | 71-68  |
| 1-11-20  | North Carolina | 10   | 2:08 (2)    | 58-68 | ^79-76 |
| 11-24-19 | TCU            | 15   | 7:39 (2)    | 37-52 | ^62-60 |

## CLEMSON HAS OVERCOME HALFTIME DEFICIT 11 TIMES SINCE 2019-20

- Clemson overcame an eight point deficit in the season opener and would go on to beat Presbyterian by 11.
- Clemson overcame a halftime deficit to win five times last season, including in three consecutive games earlier in the year.
- The Tigers trailed Georgia Tech 30-26 at the half before exploding for 48 second-half points and winning the game on a Nick Honor buzzer-beating 3-pointer.
- Clemson trailed Louisville 22-21 on Jan. 27, 2021 and overcame the slim halftime margin to win 54-50.
- The Tigers trailed by seven to NC State at home on Jan. 5, 2021, but were able to overcome the halftime deficit and force overtime.
- In Clemson's first overtime game this season, the Tigers prevailed 12-8 in the extra period for a 74-70 win.
- Clemson found themselves trailing Miami (Jan. 2, 2021), 34-32 and won the second half by a 34-31 tally for a one-point victory.
- Clemson's first halftime deficit overcome was a 34-29 halftime deficit to defeat Florida State on Dec. 29, 2020. It was Clemson's first victory after trailing at the half this season.
- Last season, the Tigers overcame six games with a halftime deficit and won, which ties the program record.
- The record for halftime deficits overcome for victory is six, and was also previously set in 1989-90 and 2013-14.

## OVERCOMING HALFTIME DEFICITS (2019-20 to Present)

| Date     | Site | Half  | Opponent       | Half Margin | Final      |
|----------|------|-------|----------------|-------------|------------|
| 11-9-21  | H    | 24-32 | Presbyterian   | -8          | 64-53      |
| 2-12-21  | H    | 26-30 | Georgia Tech   | -4          | 74-72      |
| 1-27-21  | H    | 21-22 | Louisville     | -1          | 54-50      |
| 1-5-21   | H    | 32-39 | NC State       | -7          | 74-70 (OT) |
| 1-2-21   | A    | 32-34 | Miami (Fla.)   | -2          | 66-65      |
| 12-29-20 | H    | 29-34 | Florida State  | -5          | 77-67      |
| 3-11-20  | N    | 21-23 | Miami (Fla.)   | -2          | 69-64      |
| 2-29-20  | H    | 32-39 | Florida State  | -7          | 70-69      |
| 1-28-20  | H    | 33-35 | Syracuse       | -2          | 71-70      |
| 1-21-20  | H    | 31-37 | Wake Forest    | -6          | 71-68      |
| 1-11-20  | A    | 29-39 | North Carolina | -10         | 79-76 (OT) |
| 11-24-19 | N    | 23-25 | TCU            | -2          | 62-60 (OT) |

BOLD signifies this current 2021-22 season

## CLEMSON'S TRANSFER PRODUCTION

- Head Coach Brad Brownell added two highly experienced and productive transfers during the offseason.
  - The Tigers welcomed David Collins (South Florida) and Naz Bohannon (Youngstown State) into the fold for the 2021-22 season.
  - Both players have had ultra-impressive careers to this point, combining for 2,776 total points.
  - That point total is ninth-best in the nation for the 2021-22 class of transfers as it pertains to new schools.
- Stats are prior to games played in 2021-22

## NCAA 2021-22 CLASS (DIVISION I ONLY)

| Rk | School   | Number of Transfers | Career Points |
|----|----------|---------------------|---------------|
| 1. | Arkansas | 6                   | 4,125         |
| 2. | Florida  | 4                   | 3,882         |
| 3. | SMU      | 4                   | 3,733         |

## CLEMSON BIRTHDAYS

|              |                  |
|--------------|------------------|
| January 22   | Naz Bohannon     |
| February 21  | PJ Hall          |
| March 1      | Ian Schieffelin  |
| March 4      | Josh Beadle      |
| April 7      | Devin Foster     |
| April 8      | Chase Hunter     |
| May 24       | Jack Nauseef     |
| May 31       | David Collins    |
| June 13      | Hunter Tyson     |
| June 17      | Alex Hemenway    |
| July 15      | Parker Fox       |
| September 28 | Al-Amir Dawes    |
| October 3    | Nick Honor       |
| October 16   | Ben Middlebrooks |
| November 15  | Brad Brownell    |

|     |                  |          |              |
|-----|------------------|----------|--------------|
| 4.  | Penn State       | 4        | 3,577        |
| 5.  | Kentucky         | 4        | 3,538        |
| 6.  | Georgia          | 5        | 3,354        |
| 7.  | Utah             | 6        | 3,175        |
| 8.  | Arizona State    | 3        | 3,132        |
| 9.  | <b>Clemson</b>   | <b>2</b> | <b>2,776</b> |
| 10. | Washington State | 3        | 2,743        |
| 11. | Stony Brook      | 3        | 2,497        |
| 12. | TCU              | 7        | 2,481        |
| 13. | USF              | 7        | 2,337        |

## IT'S IN THE CLEMSON FAMILY

- Head Coach Brad Brownell added new staff this season, including Assistant Coach Kareem Richardson and Special Assistant to the Head Coach Jeff Reynolds.
- While Coach Brownell was a graduate assistant at the University of Evansville, he was involved to a degree in the recruitment of current Assistant Coach Kareem Richardson.
- For a recruiting visit, Brownell drove from Evansville to Richardson's house in Rantoul, Ill. He drove him and his family to the airport and then drove back to Evansville.
- Although Richardson began his career at East Carolina, he later transferred to Evansville, at which point Brownell was a member of the coaching staff at UNC Wilmington.
- Brownell jokes now that he finally recruited Coach Richardson when he hired the veteran coach this past summer.
- Coach Reynolds enters his first season at Clemson with four decades of experience at the collegiate level.
- Reynolds will be on staff for Hunter Tyson's senior season, which provides a special overlap for him.
- While the head coach at Wingate University, Reynolds coached Tyson's father, Jonathan.
- Jonathan Tyson was an All-State selection by USA Today in 1997 and posted a then record of 1,650 points at Sun Valley High in Monroe, N.C.
- The elder Tyson was a two-time South Atlantic Conference Second Team selection in 1999-00 and a First Team selection 2000-01.
- During Tyson's player career under Reynolds, Wingate won two conference championships and advanced to the second round of two NCAA Division II Tournaments.
- While Reynolds was an assistant at UNCG in 1995, he recruited the Tigers' second all-time leading scorer and current Director of Player Development Terrell McIntyre. Needless to say, Reynolds is happy to finally be working with McIntyre.
- Current undergraduate manager Conner Pederson is the son of former basketball manager and current Lander women's basketball Head Coach Kevin Pederson.
- Conner is in his sophomore year and second working with the men's program. His sister, Clary, works with the women's program as a freshman.
- Conner's mom, Adair, was as student worker in the sports information office for longtime SID and current basketball radio analyst Tim Bourret. Adair's father, Gary Clary, worked as a student in sports information for

# TEAM NOTES

legendary SID Bob Bradley.

## CLEMSON CONSISTENTLY EXCEEDING PRESEASON EXPECTATIONS

- The Tigers were picked to finished 11th in the ACC this season, as voted on by selected media members.
- Clemson has exceeded the preseason poll projection eight times in Head Coach Brad Brownell's 11 full seasons leading the program.
- With a 10-6 record last year, Clemson finished the season in a tie for fifth place in the ACC standings entering games. The Tigers were picked 10th in the preseason vote by the Atlantic Coast Conference Media – a five-place improvement over the preseason prediction.
- Brad Brownell's team had the second-best standing relative to its preseason prediction. Only Virginia Tech was better, standing eight spots ahead of its preseason prediction. Virginia Tech was 11th in the preseason media poll and finished in third.
- Brownell's teams have finished equal to or better than its preseason prediction by the ACC media in eight-of-his previous 11 years. That includes a 10-place improvement in 2017-18 when the Tigers were picked 13th in the preseason and finished third.
- That is the all-time record improvement in ACC history from the preseason to the postseason. That team also reached the Sweet 16 of the NCAA Tournament and Brownell was named the National College Coach of the Year by *Sports Illustrated*.
- As you can see by the chart below, his 2013-14 finished eighth spots ahead of its prediction and the 2015-16 team was five spots better.

### CLEMSON ACC STANDING RELATIVE TO PRESEASON RANKING UNDER HEAD COACH BRAD BROWNELL

| Year    | Preseason | Final Record | Rank | +/- |
|---------|-----------|--------------|------|-----|
| 2020-21 | 10th      | 10-6         | 5th  | +5  |
| 2019-20 | 11th      | 9-11         | 8th  | +3  |
| 2018-19 | 6th       | 9-9          | 9th  | -3  |
| 2017-18 | 13th      | 11-7         | 3rd  | +10 |
| 2016-17 | 11th      | 6-12         | 12th | -1  |
| 2015-16 | 12th      | 10-8         | 7th  | +5  |
| 2014-15 | 11th      | 8-10         | 9th  | +2  |
| 2013-14 | 14th      | 10-8         | 6th  | +8  |
| 2012-13 | 8th       | 5-13         | 11th | -3  |
| 2011-12 | 7th       | 8-8          | 7th  | E   |
| 2010-11 | 7th       | 9-7          | 4th  | +3  |

**BOLD** signifies years that Clemson finished at least even with preseason rank.

## IN THE RAFTERS: CLEMSON HONORING LITTLEJOHN LEGENDS

- Clemson basketball has a rich history of incredible moments, jaw-dropping plays and legendary players. The basketball programs, IPTAY and the Block C Club have come together to recognize some of the most iconic members of the Clemson Basketball Family by hanging their jerseys from the rafters.
- The inaugural group will be celebrated throughout the 2021-22 campaign. Men's Basketball alumnus Jordan Roper, now a member of the IPTAY staff, spearheaded the initiative.
- The inaugural group of retired jerseys includes: Horace Grant, Trevor Booker, Dale Davis, Elden Campbell, Terrell McIntyre, Tree Rollins, Sharone Wright, Larry Nance, Banks McFadden, Greg Buckner and Jaron Blossomgame.
- The 11 from the men's program have combined for five NBA championships and a Slam Dunk Champion (Horace Grant – Four titles, Elden Campbell – One title, Larry Nance – Slam Dunk Champion). Ten of the members have scored 1,000 points and seven are in the Top 10, including Campbell and McIntyre – the only two members to eclipse 1,800 career points. McIntyre is currently on the men's basketball staff as the director of player development.

## CLEMSON ADDS THREE TO PROGRAM ON NATIONAL SIGNING DAY

- Head Coach Brad Brownell and his staff added three players to the Clemson University men's basketball program. **Chauncey Wiggins** (Covington, Ga./Grayson), **Chauncey Gibson** (Dallas, Texas/Kimball) and **RJ Godfrey Jr.** (Suwanee, Ga./North Gwinnett) all signed letters of intent to play for the Tigers beginning in 2022-23.
- Wiggins is a 6-9, 205-pound forward from Covington, Ga. and is rated a three-star prospect, according to 247Sports and Rivals. Wiggins averaged 12.1 points, 6.6 rebounds, 2.3 assists, 1.2 steals and 1.8 blocks per game last season for Grayson. He was high school teammates with current Tiger Ian Schieffelin (Loganville, Ga./Grayson).
- Wiggins is ranked as the fourth-best player in the 2022 class from the state of Georgia and is a Top 150 player according to 247Sports.
- Wiggins chose Clemson over NC State, Georgia, South Florida and Maryland.
- Gibson is a 6-5, 190-pound combo guard from Dallas, Texas and is rated as a three-star prospect by 247Sports and Rivals. Gibson averaged 17.6 points, 7.0 rebounds and 5.0 assists per game last season for Kimball High School.
- Gibson is listed as the No. 23 player in the state of Texas by Blue Zurtuche and Texas Basketball Review.
- He chose Clemson over SMU, Old Dominion and Texas Tech.
- Godfrey Jr. is a 6-7, 225-pound forward from Suwanee, Ga. and is rated as a three-star prospect by 247Sports (#130) and Rivals (#135). Godfrey averaged 16.0 points, 9.0 rebounds, 4.0 assists and 3.0 blocks per game last season. He is the rated the No. 5 player in the state of Georgia.
- His father, Randall Godfrey, is an 11-year NFL veteran who played linebacker for the Dallas Cowboys, Tennessee Titans, Seattle Seahawks, San Diego Chargers and the Washington Football Team.
- Godfrey chose Clemson over Ole Miss, Texas Tech, Georgia Tech, Utah and Georgia.

## CLEMSON WAS HARD TO BEAT AT HOME LAST SEASON

- Clemson finished the regular season with an 11-1 (.917) home record. That winning percentage ranks highly all-time for Tiger basketball teams in Littlejohn Coliseum.
- Head Coach Brad Brownell has two seasons in the top five all-time in Littlejohn Coliseum history, which dates back to the 1968-69 season.
- In a COVID-19 year, the Tigers limited their attendance to 1,876 per home game. Clemson finished with 21,613 for the season in 12 home contests.
- That figure finished the regular season good for 19th in the country.

### LITTLEJOHN COLISEUM HOME RECORD

| Rk. | Year    | Overall | Pct.  | Attn.   | Avg.   |
|-----|---------|---------|-------|---------|--------|
| 1.  | 1979-80 | 15-0    | 1.000 | 130,900 | 8,727  |
| 2.  | 1989-90 | 14-0    | 1.000 | 122,540 | 8,753  |
| 3.  | 2017-18 | 15-1    | .938  | 123,895 | 7,743  |
| 4.  | 1988-89 | 13-1    | .929  | 114,123 | 8,151  |
| 5.  | 2020-21 | 11-1    | .917  | 21,613* | 1,801* |
|     | 1974-75 | 11-1    | .917  | 113,515 | 9,460  |

**BOLD ITALIC** - Brad Brownell coached teams; \* - limited capacity due to COVID-19 regulations and protocols (1,876 max capacity).

## CLEMSON FINISHES WITH DOUBLE-DIGIT ACC WINS

- With a 77-62 win over Pittsburgh (March 6, 2021), the Tigers clinched its seventh season of winning at least 10 ACC games.
- Head Coach Brad Brownell has coached four of the teams that have secured double-digit ACC victories.
- The 10-6 mark (.625) is the best win percentage in

league play since the 2007-08 season.

- The Clemson record for wins in the ACC is 11 - set by Brownell's 2017-18 (11-7) squad that later reached the Sweet 16.
- The 11 victories ties the record for wins in any conference. Clemson was 11-4 in the Southern Conference under Head Coach Banks McFadden in 1951-52.

### CLEMSON'S MOST ACC WINS IN A SEASON

| Year    | Overall | ACC (Finish) |
|---------|---------|--------------|
| 2017-18 | 22-8    | 11-7 (T-3rd) |
| 1986-87 | 25-6    | 10-4 (2nd)   |
| 1989-90 | 24-8    | 10-4 (1st)   |
| 2020-21 | 16-8    | 10-6 (T-5th) |
| 2007-08 | 24-10   | 10-6 (3rd)   |
| 2013-14 | 23-13   | 10-8 (6th)   |
| 2015-16 | 17-14   | 10-8 (7th)   |

**BOLD** signifies years led by Head Coach Brad Brownell

## CLEMSON AVERAGE NET RANKING OF WINS WAS 11TH-BEST IN NATION LAST SEASON

- Clemson was ranked 41st in the NET as of March 26, 2021. Clemson finished 16-8, and 10-6 in the ACC.
- The Tigers had four non-conference wins over Power 5 Conference teams, the only ACC team that can make that claim.
- Clemson had four wins over teams ranked in the top 32 of the NET and four more over teams ranked 33-56.
- Clemson had top 30 NET wins over Alabama (No. 7 NET ranking), Purdue (No. 22) and Florida State (No. 25). Clemson has also defeated North Carolina (No. 32), Georgia Tech (No. 34), Maryland (35), Syracuse (40) and Louisville (No. 56).
- The average NET ranking of the teams Clemson defeated was 91, tied for 12th best in the nation. Alabama, a team Clemson defeated, was tied for second at 74. Purdue, another team Clemson defeated was sixth at 83, while Maryland was tied for ninth at 90 and Florida State was 14th at 96.
- The Tigers were 4-2 against teams listed in the top 16.

### AVERAGE NET RANKING OF WINS (Min. 10 wins, Top 100 NET Ranking, .500 Record)

| Rank | Team          | W-L   | ANETW |
|------|---------------|-------|-------|
| 1.   | Michigan      | 23-5  | 73    |
| 2.   | Alabama       | 26-7  | 74    |
|      | Ohio State    | 21-10 | 74    |
| 4.   | Illinois      | 24-7  | 76    |
| 5.   | Missouri      | 16-10 | 82    |
| 6.   | Purdue        | 18-10 | 83    |
| 7.   | Rutgers       | 16-12 | 87    |
| 8.   | Villanova     | 18-7  | 88    |
| 9.   | Georgetown    | 13-13 | 90    |
|      | Maryland      | 16-14 | 90    |
| 11.  | Clemson       | 16-8  | 91    |
|      | Florida       | 15-10 | 91    |
| 13.  | Oregon State  | 19-13 | 95    |
| 14.  | Florida State | 18-7  | 96    |
| 15.  | Seton Hall    | 14-13 | 97    |
| 16.  | West Virginia | 19-10 | 99    |

**ANETW** signifies the average ranking of NET victories

## BRAD BROWNELL WINS 100TH GAME AGAINST ACC OPPONENT

- Head Coach Brad Brownell won his 100th game against an ACC team with a 77-62 win over Pittsburgh (March 6, 2021).
- That is 41 more wins than the next closest coach in Clemson history. Cliff Ellis had 59 wins in 159 tries from 1985-94.

## CLEMSON WHEN ALLOWING 40 OR LESS POINTS

- Clemson has allowed 40 points or less on 10 occasions during Brownell's tenure as head coach.

# TEAM NOTES

- The Tigers have accomplished this feat twice during ACC play, while the other eight contests have been out-of-conference games.
- Clemson notched its first of the 2020-21 season with a 75-38 beating of SC State on Dec. 2.
- The Tigers' second of the 2020-21 season came in dominant fashion on the road at Wake Forest.
- The 39 points surrendered to the Demon Deacons were the second-fewest they have scored at home in the ACC Era (since 1953).

## CLEMSON'S RECORD IN GAMES ALLOWING 40 POINTS OR LESS (UNDER BROWNELL)

| Date          | Opponent         | Site | W/L | Score |
|---------------|------------------|------|-----|-------|
| Feb. 21, 2021 | Wake Forest      | A    | W   | 60-39 |
| Dec. 2, 2020  | SC State         | H    | W   | 75-38 |
| Dec. 20, 2019 | Jacksonville     | H    | W   | 68-39 |
| Feb. 3, 2018  | Wake Forest      | H    | W   | 64-37 |
| Nov. 13, 2015 | NC Central       | H    | W   | 74-40 |
| Dec. 14, 2013 | Furman           | H    | W   | 71-35 |
| Nov. 29, 2013 | Coastal Carolina | H    | W   | 69-40 |
| Nov. 13, 2013 | Delaware State   | H    | W   | 58-37 |
| Feb. 21, 2012 | Georgia Tech     | A    | W   | 56-37 |
| Dec. 17, 2011 | Winthrop         | H    | W   | 60-40 |
| Dec. 17, 2010 | Savannah State   | H    | W   | 61-40 |

**RECORD** 11-0

## CLEMSON'S DEFENSE UNDER BROWNELL

- Clemson's defense last season was otherworldly as they utilized their depth to pick teams up in the full court.
- Head Coach Brad Brownell is known for his meticulous tactics defensively, and it's a reason why of all full seasons played during the ACC Era, Brownell's teams are prevalent.
- Seven of his teams are in the Top 10 in Clemson history when it comes to scoring defense.
- Nine of his 10 full seasons are in the Top 20 in Clemson history.
- The scoring defense last season (61.9) finished second in the ACC and 12th in the nation.

## CLEMSON'S TOP SCORING DEFENSIVE SEASONS

| Rk  | Year    | Head Coach     | Scoring Defense |
|-----|---------|----------------|-----------------|
| 1.  | 2013-14 | Brad Brownell  | 58.4            |
| 2.  | 2012-13 | Brad Brownell  | 60.1            |
| 3.  | 2011-12 | Brad Brownell  | 60.6            |
| 4.  | 2010-11 | Brad Brownell  | 61.4            |
| 5.  | 1996-97 | Rick Barnes    | 61.5            |
| 6.  | 2020-21 | Brad Brownell  | 61.9            |
| 7.  | 2014-15 | Brad Brownell  | 62.2            |
| 8.  | 1994-95 | Rick Barnes    | 62.5            |
| 9.  | 1995-96 | Rick Barnes    | 63.0            |
| 10. | 2018-19 | Brad Brownell  | 63.9            |
| 11. | 2019-20 | Brad Brownell  | 64.1            |
| 12. | 1958-59 | Press Maravich | 64.2            |
| 13. | 1999-00 | Larry Shyatt   | 64.4            |
| 14. | 1998-99 | Larry Shyatt   | 64.4            |
| 15. | 2015-16 | Brad Brownell  | 64.5            |
| 16. | 2009-10 | Oliver Purnell | 64.5            |
| 17. | 1981-82 | Bill Foster    | 65.2            |
| 18. | 1997-98 | Rick Barnes    | 65.3            |
| 19. | 1978-79 | Bill Foster    | 65.6            |
| 20. | 2006-07 | Oliver Purnell | 65.7            |
| 21. | 2017-18 | Brad Brownell  | 65.9            |

## HOLDING OPPONENTS TO 15 POINTS OR LESS IN A SINGLE HALF (BROWNELL ERA)

| Date     | Site | Half | Opponent     | Points | Final    |
|----------|------|------|--------------|--------|----------|
| 2-24-21  | A    | 1st  | Wake Forest  | 15     | W, 60-39 |
| 12-9-20  | H    | 1st  | Maryland     | 15     | W, 67-51 |
| 2-15-20  | H    | 1st  | Louisville   | 14     | W, 77-62 |
| 12-20-19 | H    | 2nd  | Jacksonville | 11     | W, 68-39 |
| 12-15-15 | H    | 2nd  | Presbyterian | 15     | W, 69-41 |
| 11-8-13  | H    | 1st  | Stetson      | 15     | W, 71-51 |
| 2-14-13  | A    | 1st  | Georgia Tech | 15     | W, 56-53 |
| 11-11-11 | H    | 2nd  | Gardner-Webb | 15     | W, 65-44 |

## \*LIT\* TLEJOHN COLISEUM

- The Tigers are 56-14 (.800) dating back to the beginning of the 2017-18 season on their home floor.
- Since the inception of the newly renovated Littlejohn

Coliseum (2016-17 season), the Tigers are 65-20 overall (.765 percent).

- In non-conference regular season games, the Tigers are 33-3 during that span (.917 percent).
- In total non-conference games, including home NIT games, the Tigers are 34-5 (.872 percent).

## CLEMSON SEASON BREAKDOWN BY UNIFORM


- In 2017-18 the Tigers debuted three new jerseys to their arsenal, including a new version of its home white and road orange uniform. They also debuted purple, anthracite and throwback jerseys.
- Clemson wore its 2017-18 home whites the most last season, wearing them for 19-out-of-their-32 regular season games.
- With the exception of one home game in which Clemson wore 1990's throwback home white uniform against Pittsburgh, the Tigers wore its 17-18 home whites on the road in a 14-point win at Ohio State. The Buckeyes wore all red that night.
- They also wore white during their two-point triumphant comeback win over then No. 22-ranked Florida on Dec. 16 in the Orange Bowl Classic.
- 18 of the Tigers' 25 wins in 2017-18 came while wearing their home whites.

## CLEMSON'S RECORD BY UNIFORM (17/18-pres.)

| Uniform                   | Times Worn | Wins | Losses |
|---------------------------|------------|------|--------|
| Home White                | 76         | 62   | 14     |
| Road Orange               | 47         | 21   | 26     |
| 90's Throwback Home White | 7          | 3    | 4      |
| Purple                    | 5          | 1    | 4      |
| Anthracite                | 3          | 0    | 3      |

# 0 JOSH BEADLE

Fr. | Guard | 6-3 | 180  
Columbia, S.C. | Cardinal Newman



| » CAREER HIGHS |    |    |
|----------------|----|----|
| Points         | -- | -- |
| Rebounds       | -- | -- |
| Assists        | -- | -- |
| Steals         | -- | -- |
| FG Made        | -- | -- |
| 3FG Made       | -- | -- |
| FT Made        | -- | -- |
| Minutes        | -- | -- |

| » ABOUT JOSH BEADLE                     |  |
|---|--|
| Born March 4, 2003                      |  |
| Hometown Columbia, S.C.                 |  |
| High School Cardinal Newman High School |  |
| Major Pre-Business                      |  |

## » 2021-22 GAME-BY-GAME

| OPPONENT                 | FG   | PCT. | 3FG | PCT. | FT | PCT. | OR-DR-TOT | PF | A | TO | BLK | STL | PTS | MIN |
|--------------------------|------|------|-----|------|----|------|-----------|----|---|----|-----|-----|-----|-----|
| Presbyterian             | DNP  |      |     |      |    |      |           |    |   |    |     |     |     |     |
| Wofford                  | DNP  |      |     |      |    |      |           |    |   |    |     |     |     |     |
| Bryant                   | DNP  |      |     |      |    |      |           |    |   |    |     |     |     |     |
| vs. Temple               | DNP  |      |     |      |    |      |           |    |   |    |     |     |     |     |
| vs. [22] St. Bonaventure | DNP  |      |     |      |    |      |           |    |   |    |     |     |     |     |
| West Virginia            | DNP  |      |     |      |    |      |           |    |   |    |     |     |     |     |
| Charleston Southern      | DNP  |      |     |      |    |      |           |    |   |    |     |     |     |     |
| at Rutgers               | DNP  |      |     |      |    |      |           |    |   |    |     |     |     |     |
| at Miami                 | DNP  |      |     |      |    |      |           |    |   |    |     |     |     |     |
| vs. Drake                | DNP  |      |     |      |    |      |           |    |   |    |     |     |     |     |
| Miami (Oh.)              | DNP  |      |     |      |    |      |           |    |   |    |     |     |     |     |
| South Carolina           | DNP  |      |     |      |    |      |           |    |   |    |     |     |     |     |
| at Virginia              | DNP  |      |     |      |    |      |           |    |   |    |     |     |     |     |
| Duke                     | PPD. |      |     |      |    |      |           |    |   |    |     |     |     |     |
| Virginia                 | DNP  |      |     |      |    |      |           |    |   |    |     |     |     |     |
| at NC State              | DNP  |      |     |      |    |      |           |    |   |    |     |     |     |     |
| at Notre Dame            |      |      |     |      |    |      |           |    |   |    |     |     |     |     |
| Boston College           |      |      |     |      |    |      |           |    |   |    |     |     |     |     |
| at Syracuse              |      |      |     |      |    |      |           |    |   |    |     |     |     |     |
| Pittsburgh               |      |      |     |      |    |      |           |    |   |    |     |     |     |     |
| at Duke                  |      |      |     |      |    |      |           |    |   |    |     |     |     |     |
| Florida State            |      |      |     |      |    |      |           |    |   |    |     |     |     |     |
| at Georgia Tech          |      |      |     |      |    |      |           |    |   |    |     |     |     |     |
| North Carolina           |      |      |     |      |    |      |           |    |   |    |     |     |     |     |
| Notre Dame               |      |      |     |      |    |      |           |    |   |    |     |     |     |     |
| at Florida State         |      |      |     |      |    |      |           |    |   |    |     |     |     |     |
| at Louisville            |      |      |     |      |    |      |           |    |   |    |     |     |     |     |
| Wake Forest              |      |      |     |      |    |      |           |    |   |    |     |     |     |     |
| at Boston College        |      |      |     |      |    |      |           |    |   |    |     |     |     |     |
| Georgia Tech             |      |      |     |      |    |      |           |    |   |    |     |     |     |     |
| Virginia Tech            |      |      |     |      |    |      |           |    |   |    |     |     |     |     |

\* - Game Started; [] AP Ranking

## » NOTES

### BEADLE TO REDSHIRT 2021-22 SEASON

- It was announced on Monday, Nov. 15 that freshman Josh Beadle would redshirt the current season.

### BEFORE CLEMSON


- Rated as a three-star prospect, according to 247Sports and Rivals.
- Beadle averaged 16.9 points, 6.2 rebounds, 3.8 assists and 1.4 steals per game last season for Cardinal Newman.
- Beadle won back-to-back SCISA Class 3A championships at Cardinal Newman and led the team in scoring last season. Beadle eclipsed the 1,000-point mark for his career.
- Over the last three seasons, Beadle has shot better than 50.0 percent from the floor, including 40.0 percent from three and over 70.0 percent from the free throw line. He is a three-time All-Region and All-State player, while also being named to several All-Tournament teams and earning multiple All-Star selections.
- Beadle chose Clemson over Wake Forest and VCU.

*“Josh is a combo guard with speed and athleticism who can affect the game in both the full and half court. Josh has very good basketball instincts which allow him to make plays for himself and others. I love to add guys to our program who are winners and Josh has won back-to-back state titles at Cardinal Newman. He’s an impressive young man, serving as his senior class president in high school. We expect Josh to have a prominent leadership role in our program.”*

## » CAREER STATS

| Year    | GP       | GS | Min. | Field Goals |     |      | 3-PT |     |      | FT | FTA | Pct. | Rebounds |    |     |      | PF | DQ | A | TO | Blk | Stl | Pts. | Avg. |
|---------|----------|----|------|-------------|-----|------|------|-----|------|----|-----|------|----------|----|-----|------|----|----|---|----|-----|-----|------|------|
|         |          |    |      | FG          | FGA | Pct. | FG   | FGA | Pct. |    |     |      | OR       | DR | TOT | Avg. |    |    |   |    |     |     |      |      |
| 2021-22 | REDSHIRT |    |      |             |     |      |      |     |      |    |     |      |          |    |     |      |    |    |   |    |     |     |      |      |
| TOTAL   |          |    |      |             |     |      |      |     |      |    |     |      |          |    |     |      |    |    |   |    |     |     |      |      |

# 1 IAN SCHIEFFELIN



Fr. | Forward | 6-7 | 225  
Loganville, Ga. | Grayson

## » CAREER HIGHS2x

|                    |    |                                  |          |
|--------------------|----|----------------------------------|----------|
| Points             | 6  | 2x, last at Virginia             | 12/22/21 |
| Rebounds           | 4  | 2x, last vs. Charleston Southern | 11/26/21 |
| Offensive Rebounds | 2  | 2x, last vs. Charleston Southern | 11/26/21 |
| Assists            | 1  | vs. Bryant                       | 11/15/21 |
| Steals             | 1  | 2x, last vs. Temple              | 11/18/21 |
| FG Made            | 3  | 2x, last at Virginia             | 12/22/21 |
| 3FG Made           | 1  | 2x, last vs. St. Bonaventure     | 11/19/21 |
| FT Made            | 2  | vs. Wofford                      | 11/12/21 |
| Minutes            | 15 | vs. Bryant                       | 11/15/21 |

## » ABOUT IAN SCHIEFFELIN

**Born** March 1, 2003  
**Hometown** Loganville, Ga.  
**High School** Grayson High School  
**Major** Pre-Business  
**Fun Fact** Played high school basketball with 2022 Clemson signee Chauncey Wiggins

## » 2021-22 GAME-BY-GAME

| OPPONENT                 | FG   | PCT.  | 3FG | PCT.  | FT  | PCT.  | OR-DR-TOT | PF | A | TO | BLK | STL | PTS | MIN |
|--------------------------|------|-------|-----|-------|-----|-------|-----------|----|---|----|-----|-----|-----|-----|
| Presbyterian             | 0-0  | .000  | 0-0 | .000  | 0-0 | .000  | 0-1-1     | 2  | 0 | 1  | 0   | 0   | 0   | 4   |
| Wofford                  | 0-1  | .000  | 0-0 | .000  | 2-3 | .667  | 1-1-2     | 2  | 0 | 0  | 0   | 0   | 2   | 7   |
| Bryant                   | 3-3  | 1.000 | 0-0 | .000  | 0-2 | .000  | 2-2-4     | 1  | 1 | 0  | 0   | 1   | 6   | 15  |
| vs. Temple               | 2-4  | .500  | 1-1 | 1.000 | 0-0 | .000  | 0-1-1     | 1  | 0 | 0  | 0   | 1   | 5   | 9   |
| vs. [22] St. Bonaventure | 1-1  | 1.000 | 1-1 | 1.000 | 1-1 | 1.000 | 0-1-1     | 1  | 0 | 0  | 0   | 0   | 3   | 6   |
| West Virginia            | 0-0  | .000  | 0-0 | .000  | 0-0 | .000  | 0-0-0     | 0  | 0 | 0  | 0   | 0   | 0   | 3   |
| Charleston Southern      | 1-2  | .500  | 1-2 | .500  | 0-0 | .000  | 2-2-4     | 0  | 1 | 1  | 0   | 0   | 3   | 14  |
| at Rutgers               | 1-2  | .500  | 0-0 | .000  | 1-2 | .500  | 1-0-1     | 2  | 0 | 0  | 0   | 0   | 3   | 6   |
| at Miami                 | DNP  |       |     |       |     |       |           |    |   |    |     |     |     |     |
| vs. Drake                | DNP  |       |     |       |     |       |           |    |   |    |     |     |     |     |
| Miami (Oh.)              | 1-2  | .500  | 0-0 | .000  | 0-0 | .000  | 1-0-1     | 1  | 0 | 1  | 0   | 1   | 2   | 4   |
| South Carolina           | 0-0  | .000  | 0-0 | .000  | 2-2 | 1.000 | 0-0-0     | 1  | 1 | 0  | 0   | 0   | 2   | 6   |
| at Virginia              | 3-4  | .750  | 0-1 | .000  | 0-0 | .000  | 0-1-1     | 4  | 1 | 0  | 0   | 0   | 6   | 8   |
| Duke                     | PPD. |       |     |       |     |       |           |    |   |    |     |     |     |     |
| Virginia                 | 0-1  | .000  | 0-0 | .000  | 1-2 | .500  | 0-0-0     | 1  | 1 | 0  | 0   | 0   | 1   | 7   |
| at NC State              | DNP  |       |     |       |     |       |           |    |   |    |     |     |     |     |
| at Notre Dame            | 0-1  | .000  | 0-0 | .000  | 0-0 | .000  | 0-0-0     | 1  | 0 | 0  | 0   | 0   | 0   | 2   |
| Boston College           |      |       |     |       |     |       |           |    |   |    |     |     |     |     |
| at Syracuse              |      |       |     |       |     |       |           |    |   |    |     |     |     |     |
| Pittsburgh               |      |       |     |       |     |       |           |    |   |    |     |     |     |     |
| at Duke                  |      |       |     |       |     |       |           |    |   |    |     |     |     |     |
| Florida State            |      |       |     |       |     |       |           |    |   |    |     |     |     |     |
| at Georgia Tech          |      |       |     |       |     |       |           |    |   |    |     |     |     |     |
| North Carolina           |      |       |     |       |     |       |           |    |   |    |     |     |     |     |
| Notre Dame               |      |       |     |       |     |       |           |    |   |    |     |     |     |     |
| at Florida State         |      |       |     |       |     |       |           |    |   |    |     |     |     |     |
| at Louisville            |      |       |     |       |     |       |           |    |   |    |     |     |     |     |
| Wake Forest              |      |       |     |       |     |       |           |    |   |    |     |     |     |     |
| at Boston College        |      |       |     |       |     |       |           |    |   |    |     |     |     |     |
| Georgia Tech             |      |       |     |       |     |       |           |    |   |    |     |     |     |     |
| Virginia Tech            |      |       |     |       |     |       |           |    |   |    |     |     |     |     |

\* - Game Started; [] AP Ranking

## » NOTES

### EFFICIENT OUTING AT VIRGINIA

- Ian Schieffelin tied his career-high with six points on 3-for-4 shooting in a win over Virginia (Dec. 22).
- Schieffelin played eight minutes and score six points, grabbed one rebound and dished one assist.

### CHEF BREAKS OUT VS. BRYANT

- Ian Schieffelin broke out against Bryant on Nov. 15. Schieffelin scored six points and was a perfect 3-for-3 from the field.
- The freshman also posted a season-high four rebounds, including two on the offensive glass.
- He added an assist and a steal against the Bulldogs.

### BEFORE CLEMSON

- Rated as a three-star prospect, according to 247Sports and Rivals.
- Schieffelin averaged 12.0 points, 12.0 rebounds and 3.0 blocks per game last season for Grayson, a top-ranked program in Georgia. Last year they finished ranked 10th in the country and were No. 1 among public schools.
- As a sophomore, Schieffelin averaged 10.1 points, 7.7 rebounds and 1.0 block per game, while helping lead Grayson to a 25-4 record and a Region 8-AAAAAAA championship.
- Schieffelin chose Clemson over Virginia Tech and Dayton.

*"Ian is a versatile front court player who impressed our coaching staff with his toughness and competitive spirit. He is an outstanding passer and rebounder who can play well both in the post and on the perimeter. Ian was a talented multi-sport athlete when he was younger, but his focus on basketball has grown his game tremendously, showing an exceptional AAU season this past spring."*

## » CAREER STATS

| Year         | GP        | GS       | Min.      | Field Goals |           |             | 3-PT     |          |             | FT       | FTA       | Pct.        | Rebounds |          |           |            | PF        | DQ       | A        | TO       | Blk      | Stl      | Pts.      | Avg.       |
|--------------|-----------|----------|-----------|-------------|-----------|-------------|----------|----------|-------------|----------|-----------|-------------|----------|----------|-----------|------------|-----------|----------|----------|----------|----------|----------|-----------|------------|
|              |           |          |           | FG          | FGA       | Pct.        | FG       | FGA      | Pct.        |          |           |             | OR       | DR       | TOT       | Avg.       |           |          |          |          |          |          |           |            |
| 2021-22      | 13        | 0        | 93        | 12          | 21        | .571        | 3        | 5        | .600        | 6        | 11        | .545        | 7        | 9        | 16        | 1.2        | 17        | 0        | 5        | 3        | 0        | 3        | 33        | 2.5        |
| <b>TOTAL</b> | <b>13</b> | <b>0</b> | <b>93</b> | <b>12</b>   | <b>21</b> | <b>.571</b> | <b>3</b> | <b>5</b> | <b>.600</b> | <b>6</b> | <b>11</b> | <b>.545</b> | <b>7</b> | <b>9</b> | <b>16</b> | <b>1.2</b> | <b>17</b> | <b>0</b> | <b>5</b> | <b>3</b> | <b>0</b> | <b>3</b> | <b>33</b> | <b>2.5</b> |

# 2 AL-AMIR DAWES

Jr. | Guard | 6-2 | 182

Newark, N.J. | The Patrick School



| » CAREER HIGHS |    |                       |          |
|----------------|----|-----------------------|----------|
| Points         | 22 | at Boston College     | 2/22/20  |
| Rebounds       | 8  | vs. Virginia          | 2/5/20   |
| Assists        | 6  | 2x, last vs. Colorado | 11/26/19 |
| Steals         | 3  | 4x, last at NC State  | 1/8/22   |
| FG Made        | 8  | at Boston College     | 2/22/20  |
| 3FG Made       | 6  | at Boston College     | 2/22/20  |
| FT Made        | 9  | vs. NC State          | 1/4/20   |
| Minutes        | 38 | vs. St. Bonaventure   | 11/19/21 |

| » ABOUT AL-AMIR DAWES   |
|---|
| <b>Born</b> September 28, 2001  |
| <b>Hometown</b> Newark, N.J.  |
| <b>High School</b> The Patrick School   |
| <b>Major Communications</b>   |
| » ESPN Top 100 Prospect, 247Sports Top 150 Prospect, Rivals Top 150 Prospect. |
| » Chose Clemson over Providence, Seton Hall, St. John's and UCONN.            |

## » 2021-22 GAME-BY-GAME

| OPPONENT                   | FG   | PCT. | 3FG | PCT.  | FT  | PCT.  | OR-DR-TOT | PF | A | TO | BLK | STL | PTS | MIN |
|----------------------------|------|------|-----|-------|-----|-------|-----------|----|---|----|-----|-----|-----|-----|
| * Presbyterian             | 7-16 | .438 | 4-9 | .444  | 3-3 | 1.000 | 0-0-0     | 0  | 2 | 3  | 0   | 1   | 21  | 36  |
| * Wofford                  | 3-6  | .500 | 3-5 | .600  | 4-5 | .800  | 0-5-5     | 3  | 1 | 3  | 0   | 0   | 13  | 25  |
| * Bryant                   | 3-5  | .600 | 3-5 | .600  | 2-2 | 1.000 | 0-5-5     | 0  | 0 | 1  | 0   | 1   | 11  | 29  |
| * vs. Temple               | 1-4  | .250 | 1-3 | .333  | 0-0 | .000  | 0-4-4     | 1  | 3 | 3  | 0   | 0   | 3   | 29  |
| * vs. [22] St. Bonaventure | 2-11 | .182 | 2-7 | .286  | 0-0 | .000  | 1-6-7     | 2  | 2 | 1  | 0   | 1   | 6   | 38  |
| * West Virginia            | 6-9  | .667 | 3-5 | .600  | 3-4 | .750  | 0-5-5     | 1  | 2 | 6  | 0   | 2   | 18  | 35  |
| * Charleston Southern      | 6-8  | .750 | 3-5 | .600  | 1-1 | 1.000 | 1-6-7     | 2  | 2 | 1  | 0   | 0   | 16  | 28  |
| * at Rutgers               | 2-7  | .286 | 2-4 | .500  | 0-0 | .000  | 0-3-3     | 0  | 1 | 2  | 0   | 0   | 6   | 34  |
| * at Miami                 | 2-5  | .400 | 2-4 | .500  | 0-0 | .000  | 0-1-1     | 2  | 4 | 3  | 0   | 0   | 6   | 24  |
| * vs. Drake                | 5-12 | .417 | 3-7 | .429  | 6-7 | .857  | 0-0-0     | 1  | 5 | 0  | 0   | 1   | 19  | 35  |
| * Miami (Oh.)              | 5-12 | .417 | 3-6 | .500  | 0-0 | .000  | 1-1-2     | 2  | 3 | 1  | 1   | 1   | 13  | 36  |
| * South Carolina           | 2-12 | .167 | 1-9 | .111  | 3-4 | .750  | 0-3-3     | 2  | 3 | 1  | 0   | 1   | 8   | 23  |
| * at Virginia              | 3-13 | .231 | 2-9 | .222  | 0-0 | .000  | 0-3-3     | 1  | 1 | 1  | 0   | 2   | 8   | 35  |
| Duke                       | PPD. |      |     |       |     |       |           |    |   |    |     |     |     |     |
| * Virginia                 | 3-6  | .500 | 2-5 | .400  | 0-0 | .000  | 0-0-0     | 2  | 1 | 2  | 0   | 0   | 8   | 35  |
| * at NC State              | 6-10 | .600 | 2-2 | 1.000 | 2-2 | 1.000 | 0-5-5     | 1  | 2 | 2  | 0   | 3   | 16  | 37  |
| at Notre Dame              |      |      |     |       |     |       |           |    |   |    |     |     |     |     |
| Boston College             |      |      |     |       |     |       |           |    |   |    |     |     |     |     |
| at Syracuse                |      |      |     |       |     |       |           |    |   |    |     |     |     |     |
| Pittsburgh                 |      |      |     |       |     |       |           |    |   |    |     |     |     |     |
| at Duke                    |      |      |     |       |     |       |           |    |   |    |     |     |     |     |
| Florida State              |      |      |     |       |     |       |           |    |   |    |     |     |     |     |
| at Georgia Tech            |      |      |     |       |     |       |           |    |   |    |     |     |     |     |
| North Carolina             |      |      |     |       |     |       |           |    |   |    |     |     |     |     |
| Notre Dame                 |      |      |     |       |     |       |           |    |   |    |     |     |     |     |
| at Florida State           |      |      |     |       |     |       |           |    |   |    |     |     |     |     |
| at Louisville              |      |      |     |       |     |       |           |    |   |    |     |     |     |     |
| Wake Forest                |      |      |     |       |     |       |           |    |   |    |     |     |     |     |
| at Boston College          |      |      |     |       |     |       |           |    |   |    |     |     |     |     |
| Georgia Tech               |      |      |     |       |     |       |           |    |   |    |     |     |     |     |
| Virginia Tech              |      |      |     |       |     |       |           |    |   |    |     |     |     |     |

\* - Game Started; [] AP Ranking

## » NOTES

### HOT START TO THE 21-22 CAMPAIGN

- Al-Amir Dawes scored 21 points in Clemson's season opening win against Presbyterian and followed it up with 13 points against Wofford.
- Dawes finished 7-of-16 from the floor, including four threes and a perfect 3-for-3 from the foul line against the Blue Hose.
- It marked his third 20-point game of his career and just one point shy of matching his career-high.
- In two-plus seasons, Dawes has now posted 26 double-digit scoring games.

### TWENTY OFF THE BENCH

- Al-Amir Dawes scored a season-best 21 points off the bench in a win over Pittsburgh (March 6, 2021).
- It marked the first time a Tiger scored 20 off the bench since Hunter Tyson scored a then-career-high 20 points in an 87-65 victory over Detroit Mercy (Nov. 17, 2019).
- Prior to Tyson, Marcquise Reed returned from a knee injury and scored 20 in a brace in a win at South Carolina (Dec. 22, 2018).

### DAWES OVER HIS LAST FIVE

- Al-Amir Dawes lit it up over his last five contests of the 2020-21 season heading into the NCAA Tournament, averaging 13.0 points, 2.6 assists and 2.0 rebounds per game.
- Dawes was shooting 62.2 percent (23-37) from the field and an ultra-impressive 63.6 percent (14-22) from three over that stretch.
- Dawes tallied a season-high 21 points in a win over Pittsburgh to finish the regular season.
- It marked his second career 20-point game and third-straight in double-figures.
- The seven made field goals, five made threes and five assists against Pitt were all season highs.

### DAWES LIGHTS IT UP AGAINST MIAMI

- Al-Amir Dawes scored a season-high 19 points on an extremely efficient 7-for-9 from the floor, including a perfect 4-for-4 from three point range.
- Dawes shared the team-lead in points with Aamir Simms, while tying a career-high in steals with three.

### DAWES PICKING UP WHERE HE LEFT OFF

- Sophomore Al-Amir Dawes got off to a quick start for the Tigers this season, scoring in double-figures in six of the team's first seven contests.
- Dawes scored in double figures in five consecutive games earlier this season, including a season-high 18

## » CAREER STATS

| Year         | GP        | GS        | Min.        | Field Goals |            |             | 3-PT       |            |             | Rebounds  |            |             | PF        | DQ         | A          | TO         | Blk        | Stl      | Pts.       | Avg.       |          |           |            |            |
|--------------|-----------|-----------|-------------|-------------|------------|-------------|------------|------------|-------------|-----------|------------|-------------|-----------|------------|------------|------------|------------|----------|------------|------------|----------|-----------|------------|------------|
|              |           |           |             | FG          | FGA        | Pct.        | FG         | FGA        | Pct.        | FT        | FTA        | Pct.        |           |            |            |            |            |          |            |            | OR       | DR        | TOT        | Avg.       |
| 2019-20      | 31        | 26        | 926         | 93          | 244        | .381        | 48         | 151        | .318        | 45        | 57         | .789        | 6         | 81         | 87         | 2.8        | 55         | 1        | 76         | 78         | 1        | 30        | 279        | 9.0        |
| 2020-21      | 24        | 15        | 612         | 75          | 178        | .421        | 43         | 109        | .394        | 23        | 31         | .742        | 9         | 40         | 49         | 2.0        | 27         | 0        | 45         | 39         | 4        | 21        | 216        | 9.0        |
| 2021-22      | 15        | 15        | 480         | 56          | 136        | .412        | 36         | 85         | .424        | 24        | 28         | .857        | 3         | 47         | 50         | 3.3        | 20         | 0        | 32         | 30         | 1        | 13        | 172        | 11.5       |
| <b>TOTAL</b> | <b>70</b> | <b>56</b> | <b>2018</b> | <b>224</b>  | <b>558</b> | <b>.401</b> | <b>127</b> | <b>345</b> | <b>.368</b> | <b>92</b> | <b>116</b> | <b>.793</b> | <b>18</b> | <b>168</b> | <b>186</b> | <b>2.7</b> | <b>102</b> | <b>1</b> | <b>153</b> | <b>147</b> | <b>6</b> | <b>64</b> | <b>667</b> | <b>9.5</b> |

## » DAWES NOTES

points at Virginia Tech (Dec. 15, 2020).

- After starting the season 4-for-19 from 3-point range, Dawes went 12-for-26 over three contests (.462) vs. Virginia Tech, Morehead State and Florida State.

### DAWES' HOT STREAK IN 19-20

- Dawes had 18 points, including the game-winner with one second left in Clemson's 70-69 win over Florida State.
- Clemson has won five-of-the-last-six games and Dawes led the Tigers in scoring in four of those contests.
- Over those five games, Dawes has averaged 15.0 points, shot 26-53 from the field (.491), 14-of-33 on his three-point attempts (.424) and made 75.0 percent from the line (9-12). He has added 16 assists and seven steals.
- Dawes scored 18 points at Pittsburgh (including 17 in the second half), a game he made 4-of-7 three-point shots and had a career high 22 at Boston College, where he made 6-10 three-point shots.

### LEADING IN VICTORY

- Al-Amir Dawes, an All-Freshman candidate in the ACC, scored a career-high 22 points in a rout of Boston College (Feb. 22).
- Dawes finished 8-for-12 from the floor. The eight made field goals are a new career-best.
- Dawes also set a new career-best with six made 3-pointers (6-for-10).
- His career offensive performance came in a season-tying-high 37 minutes.

### FUELING VICTORY

- Al-Amir Dawes, an All-Freshman candidate in the ACC last season, scored 17 of his 18 points in the second half to help fuel the Tigers to a 20-point road victory at Pittsburgh.
- Dawes scored nine double-digit point games this season.
- He netted a career-best four 3-pointers against the Panthers, finishing 4-of-7 from behind the arc.
- Overall for the game, Dawes was 5-for-9 from the floor and 4-for-6 from the foul line.
- Dawes' five assists was tied for his second most in a game this season.

### CAREER NIGHT REBOUNDING

- Al-Amir Dawes grabbed a season-high eight rebounds in the Tigers' loss to Virginia (Feb. 5).
- The eight rebounds marked the most the freshman guard has corralled this season.
- He had previously collected six boards on two occasions against Virginia Tech and Yale.

### DAWES' PERFORMANCE VS. ALABAMA A&M

- Al-Amir Dawes enjoyed a seasons-best game against Alabama A&M this season (Nov. 21).
- Dawes scored a season-high 19 points on a season-high seven made field goals.

### BEFORE CLEMSON

- Comes to Clemson as a four-star prospect according to both ESPN and 247Sports. ESPN ranks Dawes No. 95 in its Top 100 for the 2019 signing class.
- He is rated the fifth-best prospect in New Jersey, 15th nationally at the point guard position and 24th overall on the east coast.
- Averaged 15.5 points, 4.3 assists, 3.1 rebounds and 2.1 steals per game on the NIKE EYBL Circuit en route to third-team honors – earning Top 15 recognition.
- Chose Clemson over Providence, Seton Hall, St. John's and UCONN.

### HIGH SCHOOL ACCOLADES

- ESPN Top 100 Prospect
- 247Sports Top 150 Prospect
- Rivals Top 150 Prospect
- Finished Top 15 at NPBA Camp
- Finished Top 3 at Chris Paul's CP3 Camp

- Made Third-Team overall on the Nike EYBL Circuit (meaning he finished Top 15 on the Nike Circuit)

# 3 CHASE HUNTER



RSo. | Guard | 6-3.5 | 204  
Atlanta, Ga. | Westlake

## » CAREER HIGH

|          |    |                            |          |
|----------|----|----------------------------|----------|
| Points   | 15 | at Miami                   | 12/4/21  |
| Rebounds | 5  | vs. South Carolina         | 12/18/21 |
| Assists  | 4  | 2x, last vs. Detroit Mercy | 11/17/19 |
| Steals   | 3  | vs. Florida State          | 1/23/21  |
| FG Made  | 5  | 2x, last at Miami          | 12/4/21  |
| 3FG Made | 3  | 2x, last at Miami          | 12/4/21  |
| FT Made  | 3  | vs. Presbyterian           | 11/9/21  |
| Minutes  | 30 | vs. Detroit Mercy          | 11/17/19 |

## » ABOUT CHASE HUNTER

**Born** April 8, 2001  
**Hometown** Atlanta, Ga.  
**High School** Westlake  
**Major** Parks, Recreation, Tourism Management  
 » 247Sports Top 100 Prospect, ranked No. 4 player in the state of Georgia, ranked No. 14 combo guard in the country according to 247Sports.  
 » Chose Clemson over Georgia, Virginia, Oklahoma and Michigan State.

## » 2021-22 GAME-BY-GAME

| OPPONENT                   | FG   | PCT.  | 3FG | PCT.  | FT  | PCT.  | OR-DR-TOT | PF | A | TO | BLK | STL | PTS | MIN |
|----------------------------|------|-------|-----|-------|-----|-------|-----------|----|---|----|-----|-----|-----|-----|
| Presbyterian               | 1-3  | .333  | 0-0 | .000  | 3-4 | .750  | 0-1-1     | 2  | 1 | 0  | 0   | 0   | 5   | 13  |
| Wofford                    | 0-3  | .000  | 0-2 | .000  | 2-2 | 1.000 | 3-0-3     | 0  | 1 | 0  | 1   | 0   | 2   | 18  |
| Bryant                     | 2-5  | .400  | 0-1 | .000  | 3-4 | .750  | 0-3-3     | 2  | 3 | 0  | 0   | 0   | 7   | 21  |
| vs. Temple                 | 3-8  | .375  | 0-2 | .000  | 0-0 | .000  | 1-1-2     | 3  | 3 | 2  | 0   | 1   | 6   | 22  |
| * vs. (22) St. Bonaventure | 0-4  | .000  | 0-0 | .000  | 0-0 | .000  | 0-0-0     | 0  | 1 | 0  | 0   | 1   | 0   | 8   |
| West Virginia              | 0-1  | .000  | 0-1 | .000  | 1-2 | .500  | 0-2-2     | 1  | 1 | 1  | 0   | 0   | 1   | 19  |
| Charleston Southern        | 1-6  | .167  | 0-1 | .000  | 0-0 | .000  | 0-2-2     | 0  | 1 | 2  | 0   | 1   | 2   | 19  |
| at Rutgers                 | 1-1  | 1.000 | 0-0 | .000  | 0-0 | .000  | 1-3-4     | 2  | 1 | 0  | 0   | 1   | 2   | 14  |
| at Miami                   | 5-7  | .714  | 3-4 | .750  | 2-2 | 1.000 | 0-2-2     | 4  | 0 | 0  | 0   | 0   | 15  | 23  |
| vs. Drake                  | 1-2  | .500  | 0-1 | .000  | 0-0 | .000  | 0-0-0     | 0  | 1 | 0  | 0   | 1   | 2   | 14  |
| Miami (Oh.)                | 0-1  | .000  | 0-1 | .000  | 0-0 | .000  | 0-0-0     | 0  | 0 | 1  | 0   | 0   | 0   | 6   |
| South Carolina             | 1-2  | .500  | 0-0 | .000  | 1-2 | .500  | 2-3-5     | 0  | 0 | 1  | 1   | 0   | 3   | 13  |
| at Virginia                | 0-1  | .000  | 0-1 | .000  | 0-0 | .000  | 0-1-1     | 1  | 1 | 0  | 0   | 0   | 0   | 11  |
| Duke                       | PPD. |       |     |       |     |       |           |    |   |    |     |     |     |     |
| Virginia                   | 0-2  | .000  | 0-1 | .000  | 0-0 | .000  | 0-0-0     | 2  | 0 | 0  | 0   | 1   | 0   | 14  |
| at NC State                | 3-3  | 1.000 | 1-1 | 1.000 | 0-0 | .000  | 0-1-1     | 2  | 0 | 1  | 0   | 0   | 7   | 14  |
| at Notre Dame              |      |       |     |       |     |       |           |    |   |    |     |     |     |     |
| Boston College             |      |       |     |       |     |       |           |    |   |    |     |     |     |     |
| at Syracuse                |      |       |     |       |     |       |           |    |   |    |     |     |     |     |
| Pittsburgh                 |      |       |     |       |     |       |           |    |   |    |     |     |     |     |
| at Duke                    |      |       |     |       |     |       |           |    |   |    |     |     |     |     |
| Florida State              |      |       |     |       |     |       |           |    |   |    |     |     |     |     |
| at Georgia Tech            |      |       |     |       |     |       |           |    |   |    |     |     |     |     |
| North Carolina             |      |       |     |       |     |       |           |    |   |    |     |     |     |     |
| Notre Dame                 |      |       |     |       |     |       |           |    |   |    |     |     |     |     |
| at Florida State           |      |       |     |       |     |       |           |    |   |    |     |     |     |     |
| at Louisville              |      |       |     |       |     |       |           |    |   |    |     |     |     |     |
| Wake Forest                |      |       |     |       |     |       |           |    |   |    |     |     |     |     |
| at Boston College          |      |       |     |       |     |       |           |    |   |    |     |     |     |     |
| Georgia Tech               |      |       |     |       |     |       |           |    |   |    |     |     |     |     |
| Virginia Tech              |      |       |     |       |     |       |           |    |   |    |     |     |     |     |

\* - Game Started; [] AP Ranking

## » NOTES

### CAREER DAY ON SOUTH BEACH

- Chase Hunter scored a career-high 15 points on 5-of-7 shooting against the Hurricanes. Hunter also tied his career-best with three 3-pointers.
- The 15 points scored were the most since his freshman season when he scored 13 against Presbyterian (Nov. 7, 2019).

### CAREER HIGH STEALS

- Chase Hunter scored nine points in 16 minutes of action against Florida State (Jan. 23, 2021). He also snagged a career-high three steals in the process.
- He topped his previous season-highs (which also came earlier against FSU), with four field goals and nine points.

### SEASON-HIGH AGAINST FSU

- Chase Hunter played a season-high 21:47 against the Seminoles and scored a then-season-high eight points in the process.
- His three field goals against Florida State was a then-seasons-best.

### HUNTER SUFFERED FOOT INJURY

- Suffered a foot injury earlier in the year last season that forced the freshman to miss 19 total games.
- Played in two games over that stretch, but made his return on Jan. 18 at NC State, playing also against Wake Forest and at Louisville.

### BEFORE CLEMSON

- Comes to Clemson as a four-star prospect and No. 98 overall in 247Sports' Top 100 for the 2019 class.
- 247Sports ranks Hunter as the No. 4 player in the state of Georgia and the No. 14 combo guard in the country.
- Averaged 15.6 points, 4.1 rebounds, 2.3 assists and 1.8 steals per game as a junior.
- Scored in double-figures in 17-of-22 games and scored more than 20 points on eight occasions, including at least 30 points twice.
- On the Under Armour circuit, Hunter averaged 14.0 points, 2.7 assists, 2.5 rebounds and 1.5 steals per game.
- Hunter chose Clemson over Georgia, Virginia, Oklahoma and Michigan State.


### HIGH SCHOOL ACCOLADES

- 247Sports Top 100 Prospect
- Ranked No. 4 player in the state of Georgia
- Ranked No. 14 combo guard in the country according to 247Sports

## » CAREER STATS

| Year         | GP        | GS       | Min.       | Field Goals |            |             | 3-PT      |           |             | Rebounds  |           |             |           | PF        | DQ        | A          | TO        | Blk      | Stl       | Pts.      | Avg.     |           |            |            |
|--------------|-----------|----------|------------|-------------|------------|-------------|-----------|-----------|-------------|-----------|-----------|-------------|-----------|-----------|-----------|------------|-----------|----------|-----------|-----------|----------|-----------|------------|------------|
|              |           |          |            | FG          | FGA        | Pct.        | FG        | FGA       | Pct.        | FT        | FTA       | Pct.        | OR        |           |           |            |           |          |           |           |          | DR        | TOT        | Avg.       |
| 2019-20      | 9         | 4        | 175        | 17          | 45         | .378        | 7         | 23        | .304        | 7         | 11        | .636        | 1         | 8         | 9         | 1.0        | 17        | 0        | 14        | 12        | 0        | 7         | 48         | 5.3        |
| 2020-21      | 24        | 4        | 337        | 28          | 90         | .311        | 5         | 35        | .143        | 8         | 12        | .667        | 6         | 23        | 29        | 1.2        | 27        | 0        | 22        | 19        | 3        | 10        | 69         | 2.9        |
| 2021-22      | 15        | 0        | 232        | 18          | 49         | .367        | 4         | 16        | .250        | 12        | 16        | .750        | 7         | 19        | 26        | 1.7        | 19        | 0        | 14        | 8         | 2        | 6         | 52         | 3.5        |
| <b>TOTAL</b> | <b>48</b> | <b>8</b> | <b>744</b> | <b>63</b>   | <b>184</b> | <b>.342</b> | <b>16</b> | <b>74</b> | <b>.216</b> | <b>27</b> | <b>39</b> | <b>.692</b> | <b>14</b> | <b>50</b> | <b>64</b> | <b>1.3</b> | <b>63</b> | <b>0</b> | <b>50</b> | <b>39</b> | <b>5</b> | <b>23</b> | <b>169</b> | <b>3.5</b> |

# 4 NICK HONOR



RSo. | Guard | 5-10 | 195  
Orlando, Fla. | Fordham

## » CAREER HIGHS

|          |    |                                 |          |
|----------|----|---------------------------------|----------|
| Points   | 30 | at Maine                        | 12/4/18  |
| Rebounds | 6  | vs. George Washington           | 3/6/19   |
| Assists  | 7  | 2x last vs. Charleston Southern | 11/26/21 |
| Steals   | 4  | 2x, last at Miami               | 1/2/21   |
| FG Made  | 9  | vs. Florida International       | 11/16/18 |
| 3FG Made | 6  | vs. St. Bonaventure             | 1/12/19  |
| FT Made  | 7  | vs. Florida International       | 11/16/18 |
| Minutes  | 42 | at Rhode Island                 | 2/16/19  |

## » ABOUT NICK HONOR

**Born** October 8, 2000  
**Hometown** Orlando, Fla.  
**High School** Lake Highland  
**Major Communications**  
 » Committed to make 300 shots daily while sitting out during 2019-20 to stay sharp and get better.  
 » Father, Al Honor, was recently named to the "Top 100 Influential People" list in Women's College Basketball by Silver Waves Media.  
 » Graduated Clemson on Dec. 16, 2021.

## » 2021-22 GAME-BY-GAME

| OPPONENT                   | FG   | PCT.  | 3FG | PCT.  | FT  | PCT.  | OR-DR-TOT | PF | A | TO | BLK | STL | PTS | MIN |
|----------------------------|------|-------|-----|-------|-----|-------|-----------|----|---|----|-----|-----|-----|-----|
| * Presbyterian             | 1-5  | .200  | 0-2 | .000  | 0-0 | .000  | 1-1-2     | 0  | 4 | 1  | 0   | 0   | 2   | 17  |
| * Wofford                  | 4-10 | .400  | 1-3 | .333  | 2-3 | .667  | 0-2-2     | 4  | 4 | 2  | 0   | 5   | 11  | 35  |
| * Bryant                   | 6-10 | .600  | 3-6 | .500  | 1-1 | 1.000 | 0-0-0     | 0  | 7 | 1  | 0   | 1   | 16  | 26  |
| * vs. Temple               | 7-7  | 1.000 | 4-4 | 1.000 | 1-1 | 1.000 | 1-0-1     | 0  | 3 | 0  | 1   | 0   | 19  | 28  |
| * vs. [22] St. Bonaventure | 5-8  | .625  | 2-5 | .400  | 0-0 | .000  | 0-2-2     | 1  | 3 | 1  | 0   | 2   | 12  | 36  |
| * West Virginia            | 4-10 | .400  | 2-5 | .400  | 0-0 | .000  | 0-1-1     | 1  | 2 | 2  | 0   | 1   | 10  | 35  |
| * Charleston Southern      | 6-10 | .600  | 3-5 | .600  | 2-2 | 1.000 | 0-1-1     | 1  | 7 | 0  | 0   | 2   | 17  | 26  |
| * at Rutgers               | 2-9  | .222  | 1-5 | .200  | 2-2 | 1.000 | 1-2-3     | 4  | 2 | 0  | 0   | 1   | 7   | 30  |
| * at Miami                 | 3-9  | .333  | 1-4 | .250  | 0-0 | .000  | 1-4-5     | 1  | 1 | 3  | 0   | 2   | 7   | 33  |
| * vs. Drake                | 3-10 | .300  | 2-4 | .500  | 4-4 | 1.000 | 1-3-4     | 1  | 2 | 2  | 0   | 0   | 12  | 25  |
| * Miami (Oh.)              | 2-3  | .667  | 0-1 | .000  | 3-3 | 1.000 | 1-0-1     | 0  | 2 | 2  | 0   | 0   | 7   | 24  |
| * South Carolina           | 0-7  | .000  | 0-3 | .000  | 2-2 | 1.000 | 1-1-2     | 2  | 2 | 1  | 0   | 0   | 2   | 35  |
| * at Virginia              | 1-4  | .250  | 1-3 | .333  | 0-0 | .000  | 0-3-3     | 2  | 2 | 0  | 0   | 1   | 3   | 22  |
| Duke                       | PPD. |       |     |       |     |       |           |    |   |    |     |     |     |     |
| * Virginia                 | 4-5  | .800  | 2-2 | 1.000 | 1-2 | .500  | 0-0-0     | 1  | 4 | 2  | 0   | 1   | 11  | 29  |
| * at NC State              | 2-10 | .200  | 0-3 | .000  | 4-4 | 1.000 | 0-0-0     | 1  | 2 | 2  | 1   | 1   | 8   | 33  |

|                   |  |  |  |  |  |  |  |  |  |  |  |  |  |  |
|-------------------|--|--|--|--|--|--|--|--|--|--|--|--|--|--|
| at Notre Dame     |  |  |  |  |  |  |  |  |  |  |  |  |  |  |
| Boston College    |  |  |  |  |  |  |  |  |  |  |  |  |  |  |
| at Syracuse       |  |  |  |  |  |  |  |  |  |  |  |  |  |  |
| Pittsburgh        |  |  |  |  |  |  |  |  |  |  |  |  |  |  |
| at Duke           |  |  |  |  |  |  |  |  |  |  |  |  |  |  |
| Florida State     |  |  |  |  |  |  |  |  |  |  |  |  |  |  |
| at Georgia Tech   |  |  |  |  |  |  |  |  |  |  |  |  |  |  |
| North Carolina    |  |  |  |  |  |  |  |  |  |  |  |  |  |  |
| Notre Dame        |  |  |  |  |  |  |  |  |  |  |  |  |  |  |
| at Florida State  |  |  |  |  |  |  |  |  |  |  |  |  |  |  |
| at Louisville     |  |  |  |  |  |  |  |  |  |  |  |  |  |  |
| Wake Forest       |  |  |  |  |  |  |  |  |  |  |  |  |  |  |
| at Boston College |  |  |  |  |  |  |  |  |  |  |  |  |  |  |
| Georgia Tech      |  |  |  |  |  |  |  |  |  |  |  |  |  |  |
| Virginia Tech     |  |  |  |  |  |  |  |  |  |  |  |  |  |  |

\* - Game Started; [] AP Ranking

## » NOTES

### RARE AIR

- Nick Honor is one of just four players nationally to shoot at least 40.0 percent from the field, 40.0 percent from three (min. 50 attempts), 90.0 percent at the line and post 40 or more assists.

### PLAYERS WITH AT LEAST 40.0% FG, 40.0% 3FG (min. 50 att.), 90.0% FT and 50+ ASSISTS

| Rk | Name                          | FG%  | 3FG% | FT%  | Ast | Pts |
|----|-------------------------------|------|------|------|-----|-----|
| 1. | Antoine Davis, Detroit Mercy  | 40.2 | 41.9 | 93.3 | 63  | 283 |
| 2. | David Jean-Baptiste, Chatt    | 44.3 | 42.1 | 90.9 | 40  | 233 |
| 3. | Keishawn Davidson, Tenn. Tech | 42.1 | 46.2 | 94.7 | 43  | 144 |
| 4. | Nick Honor, Clemson           | 42.7 | 40.0 | 91.7 | 47  | 144 |

### ASSIST TO TURNOVER IS ELITE

- Nick Honor has a 2.47 assist-to-turnover ratio which is second in the ACC and is currently 48th nationally.
- Honor has two seven assist games and has 45 total assists to just 16 turnovers.

### CAREER HIGH ASSIST MAN

- Nick Honor notched a career-best in assists during a 93-70 win over Bryant.
- Honor totaled seven dimes to just one turnover in the game. He finished with 16 points and seven assists.
- Honor matched that career-high with seven dimes in a 91-59 rout of Charleston Southern. He finished the game with zero turnovers.

### HONOR AND PERFECTION

- Nick Honor finished a 75-48 win over Temple at the Charleston Classic a perfect 7-for-7 from the floor, including 4-for-4 from three and 1-for-1 at the foul line.
- Honor finished with a game-high and season-high 19 points, while scoring 12-straight points at one point early in the second half.
- Perfect from the field on seven field goals tied a high during the Brad Brownell Era.
- Adonis Filer also finished a perfect 7-for-7 in a game against The Citadel (Jan. 13, 2013).

### CAREER HIGH DEFENSIVELY

- Nick Honor notched a career-best in a win over Wofford when he totaled five steals. He is just the third Tiger since the 2015-16 season to garner five in a game.
- Tevin Mack came up with five steals against Colgate (Nov. 10, 2019).
- Mack was the first Tiger to garner five steals in a game since Marquise Reed stole five in a 67-55 win

## » CAREER STATS

| Year           | GP        | GS        | Min.        | Field Goals |            |             | 3-PT       |            |             | Rebounds   |            |             |           | PF         | DQ         | A          | TO         | Blk      | Stl        | Pts.      | Avg.     |           |            |             |
|----------------|-----------|-----------|-------------|-------------|------------|-------------|------------|------------|-------------|------------|------------|-------------|-----------|------------|------------|------------|------------|----------|------------|-----------|----------|-----------|------------|-------------|
|                |           |           |             | FG          | FGA        | Pct.        | FG         | FGA        | Pct.        | FT         | FTA        | Pct.        | OR        |            |            |            |            |          |            |           |          | DR        | TOT        | Avg.        |
| 2018-19*       | 32        | 32        | 1154        | 174         | 467        | .373        | 70         | 211        | .332        | 71         | 87         | .816        | 18        | 58         | 76         | 2.4        | 60         | 0        | 95         | 54        | 0        | 28        | 489        | 15.3        |
| 2019-20        |           |           |             |             |            |             |            |            |             |            |            |             |           |            |            |            |            |          |            |           |          |           |            |             |
| 2020-21        | 24        | 10        | 560         | 69          | 176        | .392        | 40         | 109        | .367        | 17         | 23         | .739        | 8         | 22         | 30         | 1.3        | 34         | 0        | 53         | 24        | 1        | 32        | 195        | 8.1         |
| 2021-22        | 15        | 15        | 435         | 50          | 117        | .427        | 22         | 55         | .400        | 22         | 24         | .917        | 7         | 20         | 27         | 1.8        | 19         | 0        | 47         | 19        | 2        | 17        | 144        | 9.6         |
| <b>CLEMSON</b> | <b>39</b> | <b>25</b> | <b>995</b>  | <b>119</b>  | <b>293</b> | <b>.406</b> | <b>62</b>  | <b>164</b> | <b>.378</b> | <b>39</b>  | <b>47</b>  | <b>.830</b> | <b>15</b> | <b>42</b>  | <b>57</b>  | <b>1.5</b> | <b>53</b>  | <b>0</b> | <b>100</b> | <b>43</b> | <b>3</b> | <b>49</b> | <b>339</b> | <b>8.7</b>  |
| <b>TOTAL</b>   | <b>71</b> | <b>57</b> | <b>2149</b> | <b>293</b>  | <b>760</b> | <b>.386</b> | <b>132</b> | <b>375</b> | <b>.352</b> | <b>110</b> | <b>134</b> | <b>.821</b> | <b>33</b> | <b>100</b> | <b>133</b> | <b>1.9</b> | <b>113</b> | <b>0</b> | <b>195</b> | <b>97</b> | <b>3</b> | <b>77</b> | <b>828</b> | <b>11.7</b> |

\* Played freshman season at Fordham University

## » HONOR NOTES

over Syracuse (March 9, 2019). Reed achieved five steals on three separate occasions last season in 2018-19.

- Avry Holmes stole six against Georgia Tech during the 2015-16 season (Feb. 13, 2016). That is the most in a single game during the Brownell Era.

### HONOR'S GAME WINNER LONGEST IN LITTLEJOHN HISTORY

• Nick Honor made the longest game winning shot for the Clemson men's basketball team in the history of Littlejohn Coliseum on Feb. 12, 2021 in a 74-72 win over Georgia Tech.

• Honor's three-point shot came with just 1.1 seconds left. The Tigers had gotten possession after Georgia Tech point guard, Jose Alvarado, an 88.0 percent free throw shooter for the season, missed two free throws.

• Honor's shot was roughly four feet behind the three-point line, making the attempt 26 feet. Honor was just the second Clemson player to make a game winning three-point field goal in Littlejohn Coliseum since the three-point rule came into effect for the 1986-87 season. The rule was also used for ACC games in 1982-83 from 17 feet, 9 inches.

• The only other Tiger to make a three-point winner inside the last 12 seconds of a game took place on Feb. 15, 2012 when Andre Young made a three-pointer with 11.8 seconds left to give Clemson a 72-69 lead and victory over NC State.

• His shot, taken from right in front of the Clemson bench and was not as long as Honor's attempt.

• The longest game winning shot in Clemson history regardless of site took place on Feb. 19, 1966 when Joe Ayoub made a 45-foot shot (just inside half court) to give Clemson a 76-74 win over NC State in the Charlotte Coliseum during the North-South Doubleheader.

• Ayoub shot just 30.4 percent for that season and made just 14 field goals.

### CLEMSON GAME-WINNING 3-POINT SHOTS

| Date     | Player           | Site-Opp.        | Time  | Final |
|----------|------------------|------------------|-------|-------|
| 2-12-21  | Nick Honor       | H-Georgia Tech   | :01.1 | 74-72 |
| 2-15-12  | Andre Young      | H-NC State       | :11.8 | 72-69 |
| 3-2-08   | Terrence Oglesby | A-Maryland       | :02.3 | 73-70 |
| 12-4-04  | Cheyenne Moore   | A-South Carolina | :03.4 | 63-62 |
| 12-30-96 | Terrell McIntyre | N-Missouri       | :12   | 47-45 |
| 2-14-87  | Horace Grant     | A-Virginia       | :02   | 94-90 |
| 2-4-87   | Michael Brown    | A-Maryland       | :08   | 80-79 |

**Note:** Grant's 3-pointer gave Clemson 93-90 lead with two seconds left. Virginia tried to call timeout, but had no timeouts left. Clemson made the technical foul shot and thus the four-point victory margin.

### YES, YOUR HONOR

• Nick Honor netted five field goals in consecutive games last season.

• Honor was a combined 10-for-15 from the floor and 7-for-10 from 3-point range during those games.

• One of those seven made threes includes the game-winner against Georgia Tech that he made with 1.1 seconds remaining to top the Yellow Jackets 74-72.

• Trailing 72-71, Tech's Jose Alvarado missed a pair of free throws. Coming back down the floor, set up by an Aamir Simms screen, Honor let an open shot go that banked in just in the nick of time.

### HONOR THE THREE

• Nick Honor carried the Tigers to a victory over the Wolfpack of NC State (Jan. 5, 2021).

• Honor scored a game-high 21 points on 8-of-11 shooting from the floor, including 5-for-6 from downtown to ignite a second-half comeback and overtime victory.

### SECOND HALF MICROWAVE

• Nick Honor provided a spark off the Tiger bench in back-to-back wins over Morehead State and Florida State in 2020-21.

• Honor scored 27 points in contests against Florida State and Miami, all coming in the second half.

• He shot 8-for-12 from the floor and 6-for-9 from three in those last two second halves.

• At one point against Morehead State, Honor hit three-straight triples for Clemson.

### HONOR EARNS ALL-TOURNEY ACCOLADES

• In his first game action as a Tiger, Nick Honor earned Space Coast Challenge All-Tournament honors for his performances against Mississippi State and Purdue.

• Honor scored 17 points on 6-of-10 shooting from the floor, including hitting four triples in a championship win over Purdue.

• He also finished with three assists and a then-career-high four steals.

### HONOR'S WAIVER DENIED BY NCAA IN 2019

• Nick Honor transferred from Fordham.

• It was announced that the waiver submitted by Nick Honor was denied by the NCAA and he sat out the 2019-20 season.

# 5 HUNTER TYSON



Sr. | Forward | 6-8 | 215  
Monroe, N.C. | Piedmont

## » CAREER HIGHS

|                    |    |                              |          |
|--------------------|----|------------------------------|----------|
| Points             | 21 | vs. Wake Forest              | 1/21/20  |
| Rebounds           | 13 | vs. South Carolina           | 12/18/21 |
| Offensive Rebounds | 6  | vs. South Carolina           | 12/18/21 |
| Assists            | 4  | vs. Miami (Ohio)             | 12/14/21 |
| Steals             | 4  | vs. Yale                     | 12/22/19 |
| Blocks             | 3  | vs. Miami (Ohio)             | 12/14/21 |
| FG Made            | 9  | vs. Wake Forest              | 1/21/20  |
| 3FG Made           | 5  | vs. Detroit Mercy            | 11/17/19 |
| FT Made            | 6  | vs. South Carolina           | 12/18/21 |
| Minutes            | 34 | 2x, last vs. St. Bonaventure | 11/19/21 |

## » ABOUT HUNTER TYSON

**Born** June 13, 2000  
**Hometown** Monroe, N.C.  
**High School** Piedmont  
**Major Sports Communications**  
**Fun Fact** Father, Jonathan, played at Wingate University for current Special Assistant to the Head Coach Jeff Reynolds

## » 2021-22 GAME-BY-GAME

| OPPONENT                   | FG   | PCT. | 3FG | PCT.  | FT  | PCT.  | OR-DR-TOT | PF | A | TO | BLK | STL | PTS | MIN |
|----------------------------|------|------|-----|-------|-----|-------|-----------|----|---|----|-----|-----|-----|-----|
| * Presbyterian             | 4-7  | .571 | 2-4 | .500  | 4-5 | .800  | 0-7-7     | 1  | 0 | 2  | 0   | 1   | 14  | 28  |
| * Wofford                  | 5-10 | .500 | 2-5 | .400  | 0-0 | .000  | 1-4-5     | 4  | 0 | 3  | 1   | 1   | 12  | 34  |
| * Bryant                   | 8-13 | .615 | 2-3 | .667  | 2-2 | 1.000 | 1-4-5     | 0  | 1 | 1  | 0   | 0   | 20  | 22  |
| * vs. Temple               | 4-5  | .800 | 2-2 | 1.000 | 0-0 | .000  | 0-3-3     | 2  | 0 | 0  | 0   | 2   | 10  | 29  |
| * [22] vs. St. Bonaventure | 4-9  | .444 | 0-3 | .000  | 0-0 | .000  | 0-7-7     | 2  | 2 | 0  | 0   | 0   | 8   | 34  |
| * West Virginia            | 3-6  | .500 | 0-2 | .000  | 3-6 | .500  | 0-6-6     | 2  | 1 | 1  | 1   | 0   | 9   | 29  |
| * Charleston Southern      | 3-10 | .300 | 1-5 | .200  | 2-2 | 1.000 | 3-3-6     | 1  | 2 | 0  | 0   | 2   | 9   | 23  |
| * at Rutgers               | 2-9  | .222 | 0-2 | .000  | 6-6 | 1.000 | 2-3-5     | 4  | 3 | 1  | 0   | 0   | 10  | 32  |
| * at Miami                 | 3-6  | .500 | 2-4 | .500  | 2-2 | 1.000 | 1-3-4     | 4  | 0 | 1  | 0   | 1   | 10  | 26  |
| * vs. Drake                | 1-2  | .333 | 1-2 | .333  | 0-0 | .000  | 0-4-4     | 3  | 2 | 1  | 0   | 1   | 3   | 23  |
| * Miami (Oh.)              | 4-9  | .444 | 3-5 | .600  | 2-2 | 1.000 | 2-6-8     | 2  | 4 | 0  | 3   | 0   | 13  | 25  |
| * South Carolina           | 6-12 | .500 | 0-3 | .000  | 6-9 | .667  | 6-7-13    | 2  | 1 | 2  | 0   | 1   | 18  | 32  |
| * at Virginia              | 6-10 | .600 | 3-5 | .600  | 2-2 | 1.000 | 0-3-3     | 3  | 2 | 1  | 0   | 0   | 17  | 28  |
| Duke                       | PPD. |      |     |       |     |       |           |    |   |    |     |     |     |     |
| * Virginia                 | 5-8  | .625 | 1-3 | .333  | 4-5 | .800  | 3-6-9     | 3  | 2 | 2  | 2   | 1   | 15  | 30  |
| * at NC State              | 3-7  | .429 | 0-1 | .000  | 0-1 | .000  | 2-5-7     | 4  | 2 | 2  | 0   | 0   | 6   | 30  |
| at Notre Dame              |      |      |     |       |     |       |           |    |   |    |     |     |     |     |
| Boston College             |      |      |     |       |     |       |           |    |   |    |     |     |     |     |
| at Syracuse                |      |      |     |       |     |       |           |    |   |    |     |     |     |     |
| Pittsburgh                 |      |      |     |       |     |       |           |    |   |    |     |     |     |     |
| at Duke                    |      |      |     |       |     |       |           |    |   |    |     |     |     |     |
| Florida State              |      |      |     |       |     |       |           |    |   |    |     |     |     |     |
| at Georgia Tech            |      |      |     |       |     |       |           |    |   |    |     |     |     |     |
| North Carolina             |      |      |     |       |     |       |           |    |   |    |     |     |     |     |
| Notre Dame                 |      |      |     |       |     |       |           |    |   |    |     |     |     |     |
| at Florida State           |      |      |     |       |     |       |           |    |   |    |     |     |     |     |
| at Louisville              |      |      |     |       |     |       |           |    |   |    |     |     |     |     |
| Wake Forest                |      |      |     |       |     |       |           |    |   |    |     |     |     |     |
| at Boston College          |      |      |     |       |     |       |           |    |   |    |     |     |     |     |
| Georgia Tech               |      |      |     |       |     |       |           |    |   |    |     |     |     |     |
| Virginia Tech              |      |      |     |       |     |       |           |    |   |    |     |     |     |     |

\* - Game Started; [] AP Ranking

### Head Coach Brad Brownell on Hunter Tyson:

"He's playing like a senior, he's a mature guy, he understands what it takes, he wants to win, he wants to do well, he's been a tremendous kid to coach, he's developed through our program and does everything you ask. He wants to do so well; he wants to continue to lead. He's the leader of our team. He's leading every way possible, by example, by the way he approaches practice, the way he talks to our young guys. He's been a pleasure to coach this year."

## » NOTES

### DOUBLE-DOUBLE TYSON

- Hunter Tyson finished off his first career double-double against South Carolina (Dec. 18).
- Tyson finished with 18 points and a career-high 13 rebounds. Of his 13 rebounds, a career-best six came on the offensive glass.

### TYSON CONSISTENT TO OPEN 21-22

- Hunter Tyson provided a steady array of production up and down the box score to help propel Clemson to a season-opening victory.
- The senior scored 14 points on seven shots, grabbed seven rebounds and added a steal.
- Tyson scored a season-high 20 points against Bryant in a 93-70 win. He finished 8-for-13 from the field.
- Tyson has posted nine double-digit scoring games this season, while also collecting at least five rebounds in nine-of-12 games.
- He is shooting a career-best from the field (.491).

### TYSON'S LAST SIX TO END 20-21 SEASON

- Over his last six contests, Hunter Tyson averaged 11.4 points and 6.6 rebounds.
- He was 23-for-44 (.523) from the floor and 11-for-20 (.550) from 3-point range.
- Tyson was 10-for-13 from the foul line during that stretch.

### TYSON DRAWS THREE CHARGES

- Hunter Tyson drew three charges in a win over Pittsburgh (March 6, 2021).
- Three is one off of a Clemson record for a single game.
- Marc Campbell drew four against Georgia Tech in 1983-84.
- Both Bobby Conrad and Marvin Dickerson each drew four in the same game against North Carolina in 1978-79.

### CAREER NIGHT ON THE GLASS

- Hunter Tyson came away with a then-career-high 10 rebounds in a win over Wake Forest (Feb. 24, 2021).
- Two of his rebounds came on the offensive glass.
- He narrowly missed on his first career double-double, finishing with nine points and 10 rebounds.

### BIG GAME HUNTING

- Junior forward Hunter Tyson, a Monroe, N.C. native, scored all 16 of his points in the second half against North Carolina in a 63-50 convincing victory on Feb. 2, 2021.

## » CAREER STATS

| Year         | GP        | GS        | Min.        | Field Goals |            |             | 3-PT      |            |             | FT        |            |             | Rebounds  |            |            |            | PF         | DQ       | A         | TO        | Blk       | Stl       | Pts.       | Avg.       |
|--------------|-----------|-----------|-------------|-------------|------------|-------------|-----------|------------|-------------|-----------|------------|-------------|-----------|------------|------------|------------|------------|----------|-----------|-----------|-----------|-----------|------------|------------|
|              |           |           |             | FG          | FGA        | Pct.        | FG        | FGA        | Pct.        | FT        | FTA        | Pct.        | OR        | DR         | TOT        | Avg.       |            |          |           |           |           |           |            |            |
| 2018-19      | 31        | 0         | 258         | 16          | 63         | .254        | 11        | 47         | .234        | 6         | 9          | .667        | 6         | 26         | 32         | 1.0        | 18         | 0        | 12        | 6         | 8         | 2         | 49         | 1.6        |
| 2019-20      | 31        | 3         | 422         | 57          | 128        | .445        | 27        | 84         | .321        | 29        | 41         | .707        | 20        | 72         | 92         | 3.0        | 31         | 0        | 11        | 15        | 3         | 17        | 170        | 5.5        |
| 2020-21      | 19        | 12        | 320         | 47          | 101        | .465        | 22        | 51         | .431        | 27        | 35         | .771        | 12        | 67         | 79         | 4.2        | 28         | 0        | 6         | 17        | 6         | 9         | 143        | 7.5        |
| 2021-22      | 15        | 15        | 426         | 61          | 123        | .496        | 19        | 49         | .388        | 33        | 42         | .786        | 21        | 71         | 92         | 6.1        | 37         | 0        | 22        | 17        | 7         | 10        | 174        | 11.6       |
| <b>TOTAL</b> | <b>96</b> | <b>30</b> | <b>1426</b> | <b>181</b>  | <b>415</b> | <b>.436</b> | <b>79</b> | <b>231</b> | <b>.342</b> | <b>95</b> | <b>127</b> | <b>.748</b> | <b>59</b> | <b>236</b> | <b>295</b> | <b>3.1</b> | <b>114</b> | <b>0</b> | <b>51</b> | <b>55</b> | <b>24</b> | <b>38</b> | <b>536</b> | <b>5.6</b> |

## » TYSON NOTES

- Tyson scored nine-straight points to end the game, including 11-of-the-last-13 for the Tigers.
- He finished 5-for-11 from the floor, 2-for-5 from three and a perfect 4-for-4 at the foul line. He grabbed four boards, while collecting two steals, one block and one assist.

### HOT START TO 2020-21 SEASON

- Tyson got off to a great start to the season, shooting 54.2 percent from the floor, 46.7 percent from three and 70.0 percent at the line through the first five games of the season.
- Tyson is also rebounding better than any point from earlier in his career, averaging 3.6 boards per game.
- Averaging 14.9 minutes per game, Tyson has provided a much needed boost in the starting lineup and off the bench.
- After missing five games due to injury and another three due to postponements, Tyson returned to the floor against Virginia.
- Tyson finished 3-for-5 from the floor, knocking in a triple, grabbing two rebounds and finishing with seven points in 18 minutes.

### TYSON IS KEY OFF TIGER BENCH

- Tyson started to put together solid outings for Clemson off of the bench during the 2019-20 season.
- The Monroe, N.C. native made it back-to-back double-digit scoring games off the bench for Clemson with 10 points in a loss at Georgia Tech.
- Tyson now has six double-digit scoring games last season for the Tigers.
- Tyson provided his fifth double-digit scoring game off the bench for the Tigers in a rout at Boston College (Feb. 22, 2020).
- Tyson was perfect from the floor in all aspects, 4-for-4 from the floor, including 1-for-1 from distance and finished 2-for-2 from the foul line.
- In what was a historic consecutive game stretch for the Tigers, Tyson has provided a boost off the bench.
- Tyson scored seven points in the Tigers' 79-72 victory over No. 3 Duke (Jan. 14, 2020). He finished 2-for-3 from the floor and 2-for-3 from 3-point land.
- In a historic program victory over North Carolina, Tyson knocked down a clutch 3-pointer a mere 13 seconds after checking into the game at the 1:55 mark to help close the gap in the final moments of regulation.
- Tyson has now posted his fourth double-digit scoring game of his career and of the season off the bench.
- Tyson scored 11 points against Yale (Dec. 22, 2019) to collect his fourth double-digit scoring game of his career.
- He also swiped four steals on the night - a new career-high and tied for the second-most in a single game this season with roommate John Newman III.

### 20-PIECE TYSON

- In just his second career start, Hunter Tyson enjoyed a career-best performance.
- Tyson scored a career-high 21 points on a career-best nine made field goals to help fuel a Tiger victory over Wake Forest (Jan. 21, 2020).
- Tyson was 9-for-13 from the floor and 2-for-5 from distance in the contest, scoring many of his buckets in traffic around the rim, including an emphatic fastbreak two-handed dunk.
- The Monroe, N.C. native grabbed five rebounds, including two on the offensive glass.

### TYSON'S 20-PIECE

- Hunter Tyson scored a career-high 20 points in an 87-65 victory over Detroit Mercy (Nov. 17, 2019).
- Tyson became the first Tiger to score 20 points off the bench since Marcquise Reed last season at South Carolina (Dec. 22, 2018).

- Tyson's damage came via the 3-point ball. He made a career-best five long balls on 10 attempts, while also connecting on a career-high seven made field goals.

# 10 BEN MIDDLEBROOKS

Fr. | Forward | 6-10 | 232

Fort Lauderdale, Fla. | Westminster Academy



## » CAREER HIGHS

|                    |    |                                  |          |
|--------------------|----|----------------------------------|----------|
| Points             | 6  | vs. Charleston Southern          | 11/26/21 |
| Rebounds           | 3  | vs. Charleston Southern          | 11/26/21 |
| Offensive Rebounds | 1  | 3x, last vs. Charleston Southern | 11/26/21 |
| Assists            | 2  | vs. Charleston Southern          | 11/26/21 |
| Blocks             | 1  | vs. Wofford                      | 11/12/21 |
| Steals             | -- | --                               | --       |
| FG Made            | 2  | vs. Charleston Southern          | 11/26/21 |
| 3FG Made           | -- | --                               | --       |
| FT Made            | 2  | 2x, last vs. Charleston Southern | 11/26/21 |
| Minutes            | 11 | vs. Charleston Southern          | 11/26/21 |

## » ABOUT BEN MIDDLEBROOKS

**Born** October 16, 2002  
**Hometown** Fort Lauderdale, Fla.  
**High School** Westminster Academy  
**Major Pre-Business**  
**Fun Fact** Sister Mackenzy played tennis at Clemson and graduated in 2021

## » 2021-22 GAME-BY-GAME

| OPPONENT                 | FG   | PCT. | 3FG | PCT. | FT  | PCT.  | OR-DR-TOT | PF | A | TO | BLK | STL | PTS | MIN |
|--------------------------|------|------|-----|------|-----|-------|-----------|----|---|----|-----|-----|-----|-----|
| Presbyterian             | 0-0  | .000 | 0-0 | .000 | 0-0 | .000  | 1-0-1     | 0  | 0 | 0  | 0   | 0   | 0   | 1   |
| Wofford                  | 0-0  | .000 | 0-0 | .000 | 0-0 | .000  | 0-0-0     | 0  | 0 | 0  | 1   | 0   | 0   | 2   |
| Bryant                   | 0-0  | .000 | 0-0 | .000 | 2-2 | 1.000 | 0-0-0     | 1  | 0 | 0  | 0   | 0   | 2   | 3   |
| vs. Temple               | 0-0  | .000 | 0-0 | .000 | 0-0 | .000  | 1-1-2     | 0  | 0 | 0  | 0   | 0   | 0   | 3   |
| [22] vs. St. Bonaventure | 0-0  | .000 | 0-0 | .000 | 0-0 | .000  | 0-0-0     | 1  | 0 | 0  | 0   | 0   | 0   | 2   |
| West Virginia            | 0-0  | .000 | 0-0 | .000 | 0-0 | .000  | 0-0-0     | 0  | 0 | 0  | 0   | 0   | 0   | 4   |
| Charleston Southern      | 2-3  | .667 | 0-0 | .000 | 2-2 | 1.000 | 1-2-3     | 2  | 2 | 1  | 2   | 0   | 6   | 11  |
| at Rutgers               | 0-0  | .000 | 0-0 | .000 | 0-0 | .000  | 0-2-2     | 0  | 1 | 1  | 0   | 0   | 0   | 4   |
| at Miami                 | 0-0  | .000 | 0-0 | .000 | 0-0 | .000  | 1-0-1     | 1  | 0 | 1  | 0   | 0   | 0   | 2   |
| vs. Drake                | 0-0  | .000 | 0-0 | .000 | 0-0 | .000  | 0-0-0     | 0  | 0 | 0  | 0   | 0   | 0   | 2   |
| Miami (Oh.)              | DNP  |      |     |      |     |       |           |    |   |    |     |     |     |     |
| South Carolina           | 0-0  | .000 | 0-0 | .000 | 0-0 | .000  | 0-0-0     | 1  | 0 | 1  | 0   | 0   | 0   | 1   |
| at Virginia              | DNP  |      |     |      |     |       |           |    |   |    |     |     |     |     |
| Duke                     | PPD. |      |     |      |     |       |           |    |   |    |     |     |     |     |
| Virginia                 | DNP  |      |     |      |     |       |           |    |   |    |     |     |     |     |
| at NC State              | DNP  |      |     |      |     |       |           |    |   |    |     |     |     |     |
| at Notre Dame            |      |      |     |      |     |       |           |    |   |    |     |     |     |     |
| Boston College           |      |      |     |      |     |       |           |    |   |    |     |     |     |     |
| at Syracuse              |      |      |     |      |     |       |           |    |   |    |     |     |     |     |
| Pittsburgh               |      |      |     |      |     |       |           |    |   |    |     |     |     |     |
| at Duke                  |      |      |     |      |     |       |           |    |   |    |     |     |     |     |
| Florida State            |      |      |     |      |     |       |           |    |   |    |     |     |     |     |
| at Georgia Tech          |      |      |     |      |     |       |           |    |   |    |     |     |     |     |
| North Carolina           |      |      |     |      |     |       |           |    |   |    |     |     |     |     |
| Notre Dame               |      |      |     |      |     |       |           |    |   |    |     |     |     |     |
| at Florida State         |      |      |     |      |     |       |           |    |   |    |     |     |     |     |
| at Louisville            |      |      |     |      |     |       |           |    |   |    |     |     |     |     |
| Wake Forest              |      |      |     |      |     |       |           |    |   |    |     |     |     |     |
| at Boston College        |      |      |     |      |     |       |           |    |   |    |     |     |     |     |
| Georgia Tech             |      |      |     |      |     |       |           |    |   |    |     |     |     |     |
| Virginia Tech            |      |      |     |      |     |       |           |    |   |    |     |     |     |     |

\* - Game Started; [] AP Ranking

## » NOTES

### BEFORE CLEMSON

- Middlebrooks is a 6-10, 232-pound frontcourt player who is rated as a four-star prospect, according to ESPN.
- As a senior at Westminster Academy, he averaged 20.5 points and 13.6 rebounds per game. During his junior year at Westminster Academy, he averaged 20.0 points and 13.0 rebounds per game.
- He was a member of Each 1 Teach 1 Elite basketball program and they reached the Elite Eight of the 2021 Nike EYBL Peach Jam. He finished second in rebounding during Peach Jam with 9.9 per game. He also tallied 7.7 points per contest.
- Middlebrooks chose Clemson over Florida, Auburn, Georgia, Ole Miss, Virginia Tech, Notre Dame and Dayton.

### PERSONAL

- Middlebrooks' sister, Mackenzy, was a member of Clemson's women's tennis program and graduated in 2021.

*"The Clemson Family certainly rings true with the Middlebrooks. I'm very happy that Ben chose to join his sister and become a Tiger," said Brownell. "Ben is a skilled, versatile big who moves very well for his size and rebounds the ball at a high level. He has a high motor and excels because of his skill level and high basketball IQ. His passion for Clemson was evident throughout the recruiting process and fans will see it in his play."*

## » CAREER STATS

| Year    | GP | GS | Min. | Field Goals |     |      | 3-PT |     |      | FT | FTA | Pct.  | Rebounds |    |     |      | PF | DQ | A | TO | Blk | Stl | Pts. | Avg. |
|---------|----|----|------|-------------|-----|------|------|-----|------|----|-----|-------|----------|----|-----|------|----|----|---|----|-----|-----|------|------|
|         |    |    |      | FG          | FGA | Pct. | FG   | FGA | Pct. |    |     |       | OR       | DR | TOT | Avg. |    |    |   |    |     |     |      |      |
| 2021-22 | 11 | 0  | 37   | 2           | 3   | .667 | 0    | 0   | .000 | 4  | 4   | 1.000 | 4        | 5  | 9   | 0.8  | 6  | 0  | 3 | 4  | 3   | 0   | 8    | 0.7  |
| TOTAL   | 11 | 0  | 37   | 2           | 3   | .667 | 0    | 0   | .000 | 4  | 4   | 1.000 | 4        | 5  | 9   | 0.8  | 6  | 0  | 3 | 4  | 3   | 0   | 8    | 0.7  |

# 11 PARKER FOX



Sr. | Guard | 6-7 | 210  
Reno, Nev. | Oconee County (Ga.)

## » CAREER HIGHS

|          |     |                                  |          |
|----------|-----|----------------------------------|----------|
| Points   | 4   | vs. SC State                     | 12/2/20  |
| Rebounds | 1   | 5x, vs. Charleston Southern      | 11/26/21 |
| Assists  | 1   | at Virginia Tech                 | 3/4/20   |
| Blocks   | 1   | vs. Bryant                       | 11/15/21 |
| Steals   | --- | ---                              | ---      |
| FG Made  | 1   | 5x, last vs. Charleston Southern | 11/26/21 |
| 3FG Made | 1   | 4x, last vs. Charleston Southern | 11/26/21 |
| FT Made  | 1   | vs. SC State                     | 12/2/20  |
| Minutes  | 5   | vs. Presbyterian                 | 11/7/19  |

## » ABOUT PARKER FOX

Born July 15, 2000  
Hometown Reno, Nev.  
High School Oconee County (Ga.)  
Major Management

## » 2021-22 GAME-BY-GAME

| OPPONENT                 | FG   | PCT.  | 3FG | PCT.  | FT  | PCT. | OR-DR-TOT | PF | A | TO | BLK | STL | PTS | MIN |
|--------------------------|------|-------|-----|-------|-----|------|-----------|----|---|----|-----|-----|-----|-----|
| Presbyterian             | DNP  |       |     |       |     |      |           |    |   |    |     |     |     |     |
| Wofford                  | DNP  |       |     |       |     |      |           |    |   |    |     |     |     |     |
| Bryant                   | 0-0  | .000  | 0-0 | .000  | 0-0 | .000 | 0-0-0     | 0  | 0 | 0  | 1   | 0   | 0   | 1   |
| vs. Temple               | 0-0  | .000  | 0-0 | .000  | 0-0 | .000 | 0-1-1     | 0  | 0 | 0  | 0   | 0   | 0   | 2   |
| [22] vs. St. Bonaventure | DNP  |       |     |       |     |      |           |    |   |    |     |     |     |     |
| West Virginia            | DNP  |       |     |       |     |      |           |    |   |    |     |     |     |     |
| Charleston Southern      | 1-1  | 1.000 | 1-1 | 1.000 | 0-0 | .000 | 0-1-1     | 0  | 0 | 1  | 0   | 0   | 3   | 3   |
| at Rutgers               | DNP  |       |     |       |     |      |           |    |   |    |     |     |     |     |
| at Miami                 | DNP  |       |     |       |     |      |           |    |   |    |     |     |     |     |
| vs. Drake                | DNP  |       |     |       |     |      |           |    |   |    |     |     |     |     |
| Miami (Oh.)              | DNP  |       |     |       |     |      |           |    |   |    |     |     |     |     |
| South Carolina           | DNP  |       |     |       |     |      |           |    |   |    |     |     |     |     |
| at Virginia              | DNP  |       |     |       |     |      |           |    |   |    |     |     |     |     |
| Duke                     | PPD. |       |     |       |     |      |           |    |   |    |     |     |     |     |
| Virginia                 | DNP  |       |     |       |     |      |           |    |   |    |     |     |     |     |
| at NC State              | DNP  |       |     |       |     |      |           |    |   |    |     |     |     |     |
| at Notre Dame            |      |       |     |       |     |      |           |    |   |    |     |     |     |     |
| Boston College           |      |       |     |       |     |      |           |    |   |    |     |     |     |     |
| at Syracuse              |      |       |     |       |     |      |           |    |   |    |     |     |     |     |
| Pittsburgh               |      |       |     |       |     |      |           |    |   |    |     |     |     |     |
| at Duke                  |      |       |     |       |     |      |           |    |   |    |     |     |     |     |
| Florida State            |      |       |     |       |     |      |           |    |   |    |     |     |     |     |
| at Georgia Tech          |      |       |     |       |     |      |           |    |   |    |     |     |     |     |
| North Carolina           |      |       |     |       |     |      |           |    |   |    |     |     |     |     |
| Notre Dame               |      |       |     |       |     |      |           |    |   |    |     |     |     |     |
| at Florida State         |      |       |     |       |     |      |           |    |   |    |     |     |     |     |
| at Louisville            |      |       |     |       |     |      |           |    |   |    |     |     |     |     |
| Wake Forest              |      |       |     |       |     |      |           |    |   |    |     |     |     |     |
| at Boston College        |      |       |     |       |     |      |           |    |   |    |     |     |     |     |
| Georgia Tech             |      |       |     |       |     |      |           |    |   |    |     |     |     |     |
| Virginia Tech            |      |       |     |       |     |      |           |    |   |    |     |     |     |     |

\* - Game Started; [] AP Ranking

## » NOTES

### FOX SAYS NO

- Parker Fox tallied his first career block in a 93-70 rout of Bryant.
- Fox closed out on Bryant's Parker Kiss and blocked his shot in the near corner.

### CAREER NIGHT

- Parker Fox played just a little over two minutes in the Tigers' home opener of 2020-21, but that's all he needed to eclipse a career-high in points.
- Nailing 1-of-2 at the foul line, Fox followed up with his third career triple to give him a career-best four points on the night.
- Fox has now scored 12 career points - outscoring director of operations Matt Bucklin who served as a walk-on for Fox's dad at Georgia.

### BEHIND THE ARC

- Parker Fox entered his sixth game of the year last season at Pittsburgh (Feb. 12, 2021) and knocked down his second career 3-pointer from nearly the same spot on the floor.
- The three points scored tied a career-high as did the made field goal and 3-point made field goal.
- Fox grabbed a rebound in the contest, tying his career mark for rebounds in a game.
- He previously corralled a rebound against Jacksonville (Dec. 20).


### SON OF A COACH

- Parker Fox has been around the game of basketball for his entire life.
- Fox grew up the son of a Division I men's basketball head coach.
- His father, Mark Fox, is currently the head coach of California's program, but has previously served as head coach at Georgia, Nevada and as an assistant at Nevada, Kansas State and Washington.

## » CAREER STATS

| Year         | GP        | GS       | Min.      | Field Goals |          |             | 3-PT     |          |             | FT       |          |             | Rebounds |          |          |            | PF       | DQ       | A        | TO       | Blk      | Stl      | Pts.      | Avg.       |
|--------------|-----------|----------|-----------|-------------|----------|-------------|----------|----------|-------------|----------|----------|-------------|----------|----------|----------|------------|----------|----------|----------|----------|----------|----------|-----------|------------|
|              |           |          |           | FG          | FGA      | Pct.        | FG       | FGA      | Pct.        | FT       | FTA      | Pct.        | OR       | DR       | TOT      | Avg.       |          |          |          |          |          |          |           |            |
| 2018-19      | 5         | 0        | 5         | 1           | 2        | .500        | 1        | 2        | .500        | 0        | 0        | .000        | 0        | 0        | 0        | 0.0        | 1        | 0        | 0        | 1        | 0        | 0        | 3         | 0.6        |
| 2019-20      | 8         | 0        | 17        | 2           | 3        | .667        | 1        | 2        | .500        | 0        | 1        | .000        | 0        | 2        | 2        | 0.3        | 0        | 0        | 1        | 1        | 0        | 0        | 5         | 0.6        |
| 2020-21      | 3         | 0        | 4         | 1           | 1        | 1.000       | 1        | 1        | 1.000       | 1        | 2        | .500        | 1        | 0        | 1        | 0.3        | 0        | 0        | 0        | 1        | 0        | 0        | 4         | 1.3        |
| 2021-22      | 3         | 0        | 6         | 1           | 1        | 1.000       | 1        | 1        | 1.000       | 0        | 0        | .000        | 0        | 2        | 2        | 0.7        | 0        | 0        | 0        | 1        | 1        | 0        | 3         | 1.0        |
| <b>TOTAL</b> | <b>19</b> | <b>0</b> | <b>32</b> | <b>5</b>    | <b>7</b> | <b>.714</b> | <b>4</b> | <b>6</b> | <b>.667</b> | <b>1</b> | <b>3</b> | <b>.333</b> | <b>1</b> | <b>4</b> | <b>5</b> | <b>0.3</b> | <b>1</b> | <b>0</b> | <b>1</b> | <b>4</b> | <b>1</b> | <b>0</b> | <b>15</b> | <b>0.8</b> |

# 12 ALEX HEMENWAY



Jr. | Guard | 6-3.5 | 195  
Newburgh, Ind. | Castle

## » CAREER HIGH

|          |    |                           |          |
|----------|----|---------------------------|----------|
| Points   | 17 | at Wake Forest            | 2/24/21  |
| Rebounds | 4  | vs. Mississippi State     | 11/25/20 |
| Assists  | 2  | vs. Drake                 | 12/11/21 |
| Steals   | 2  | vs. Drake                 | 12/11/21 |
| Blocks   | 1  | vs. Miami                 | 1/2/21   |
| FG Made  | 6  | at Wake Forest            | 2/24/21  |
| 3FG Made | 5  | at Wake Forest            | 2/24/21  |
| FT Made  | 2  | 2x, last vs. Wofford      | 11/12/21 |
| Minutes  | 26 | 2x, last vs. Miami (Ohio) | 12/14/21 |

## » ABOUT ALEX HEMENWAY

**Born** June 17, 2001  
**Hometown** Newburgh, Ind.  
**High School** Castle  
**Major Sports Communications**  
**Fun Fact** His dad played high school soccer with Head Coach Brad Brownell

## » 2021-22 GAME-BY-GAME

| OPPONENT                 | FG   | PCT.  | 3FG | PCT.  | FT  | PCT.  | OR-DR-TOT | PF | A | TO | BLK | STL | PTS | MIN |
|--------------------------|------|-------|-----|-------|-----|-------|-----------|----|---|----|-----|-----|-----|-----|
| Presbyterian             | 1-2  | .500  | 0-0 | .000  | 0-0 | .000  | 0-2-2     | 3  | 0 | 0  | 0   | 0   | 2   | 13  |
| Wofford                  | 0-0  | .000  | 0-0 | .000  | 2-2 | 1.000 | 1-0-1     | 0  | 0 | 0  | 0   | 0   | 2   | 10  |
| Bryant                   | 2-4  | .500  | 1-1 | 1.000 | 0-2 | .000  | 1-2-3     | 2  | 0 | 1  | 0   | 0   | 5   | 13  |
| vs. Temple               | 2-5  | .400  | 2-5 | .400  | 0-1 | .000  | 0-2-2     | 1  | 0 | 1  | 0   | 0   | 6   | 12  |
| [22] vs. St. Bonaventure | DNP  |       |     |       |     |       |           |    |   |    |     |     |     |     |
| West Virginia            | DNP  |       |     |       |     |       |           |    |   |    |     |     |     |     |
| Charleston Southern      | 2-8  | .250  | 2-6 | .333  | 0-0 | .000  | 0-2-2     | 3  | 0 | 1  | 0   | 0   | 6   | 17  |
| at Rutgers               | 0-1  | .000  | 0-1 | .000  | 0-0 | .000  | 0-0-0     | 0  | 0 | 0  | 0   | 0   | 0   | 3   |
| at Miami                 | 0-0  | .000  | 0-0 | .000  | 0-0 | .000  | 0-0-0     | 1  | 0 | 0  | 0   | 0   | 0   | 3   |
| vs. Drake                | 4-6  | .667  | 4-6 | .667  | 0-0 | .000  | 0-3-3     | 2  | 2 | 1  | 0   | 2   | 12  | 26  |
| Miami (Oh.)              | 5-6  | .833  | 3-3 | 1.000 | 4-4 | 1.000 | 0-3-3     | 2  | 2 | 0  | 0   | 1   | 17  | 26  |
| South Carolina           | 3-5  | .600  | 3-4 | .750  | 0-0 | .000  | 0-3-3     | 3  | 0 | 1  | 0   | 0   | 9   | 15  |
| at Virginia              | 1-1  | 1.000 | 1-1 | 1.000 | 0-0 | .000  | 0-0-0     | 0  | 0 | 0  | 0   | 0   | 3   | 17  |
| Duke                     | PPD. |       |     |       |     |       |           |    |   |    |     |     |     |     |
| Virginia                 | 1-1  | 1.000 | 1-1 | 1.000 | 0-0 | .000  | 0-2-2     | 2  | 1 | 0  | 0   | 0   | 3   | 16  |
| at NC State              | 0-1  | .000  | 0-1 | .000  | 3-3 | 1.000 | 0-0-0     | 0  | 0 | 0  | 0   | 0   | 3   | 7   |
| at Notre Dame            |      |       |     |       |     |       |           |    |   |    |     |     |     |     |
| Boston College           |      |       |     |       |     |       |           |    |   |    |     |     |     |     |
| at Syracuse              |      |       |     |       |     |       |           |    |   |    |     |     |     |     |
| Pittsburgh               |      |       |     |       |     |       |           |    |   |    |     |     |     |     |
| at Duke                  |      |       |     |       |     |       |           |    |   |    |     |     |     |     |
| Florida State            |      |       |     |       |     |       |           |    |   |    |     |     |     |     |
| at Georgia Tech          |      |       |     |       |     |       |           |    |   |    |     |     |     |     |
| North Carolina           |      |       |     |       |     |       |           |    |   |    |     |     |     |     |
| Notre Dame               |      |       |     |       |     |       |           |    |   |    |     |     |     |     |
| at Florida State         |      |       |     |       |     |       |           |    |   |    |     |     |     |     |
| at Louisville            |      |       |     |       |     |       |           |    |   |    |     |     |     |     |
| Wake Forest              |      |       |     |       |     |       |           |    |   |    |     |     |     |     |
| at Boston College        |      |       |     |       |     |       |           |    |   |    |     |     |     |     |
| Georgia Tech             |      |       |     |       |     |       |           |    |   |    |     |     |     |     |
| Virginia Tech            |      |       |     |       |     |       |           |    |   |    |     |     |     |     |

\* - Game Started; [] AP Ranking

## » NOTES

### HEMENWAY STAYS HOT VS. MIAMI (OHIO)

- Alex Hemenway scored a career-high-tying 17 points off the bench against Miami (Ohio) (Dec. 14).
- Hemenway was a perfect 3-for-3 from beyond the arc, including a four-point play. The first for the Tigers since Shelton Mitchell in 2019.
- Hemenway is 14-for-20 in the last five games, including 12-for-16 from three and 7-for-7 at the free throw line.

### CLEMSON 4-POINT PLAYS

- Alex Hemenway successfully completed a four-point play against Miami (Ohio) (Dec. 14).
- Hemenway came around a screen and knocked down a triple with contact at the 8:32 mark and made the subsequent free throw.
- It was Clemson's first four-point play since Shelton Mitchell completed one on Feb. 20, 2019 against Florida State. Mitchell did it in the first half at the 6:45 mark.
- Hemenway did have a massive four-point play prior to his freshman season at the 2019 World University Games.
- In the United States' first game of pool play against Finland with the score knotted at 63-all and 44 seconds remaining, Hemenway knocked down a deep 3-pointer while being fouled and completed the play. It capped an 10-0 scoring run (trailed 57-63).
- It gave the United States a 67-63 advantage and it would eventually win 69-65 en route to a gold medal.

### HEMENWAY DROPS FOUR TRIPLES VS. DRAKE

- Alex Hemenway scored 12 points on 4-for-6 shooting, all from beyond the arc against Drake (Dec. 11).
- Hemenway's four threes were a season-high and his 26 minutes played was a career-best. He also added three rebounds, two assists and career-high two steals.

### CAREER-NIGHT FOR HEMENWAY

- Alex Hemenway scored a career-high 17 points in a 60-39 win over Wake Forest (Feb. 24, 2021).
- Hemenway scored the career-high in points off a career-best six made field goals and five made 3-pointers.

### FIRST CAREER START ON SOUTH BEACH

- Alex Hemenway earned his first career start against Miami (Jan. 2, 2021).
- Hemenway finished 3-for-6 from the field, including 2-of-4 from downtown in the contest, while playing 16 minutes.
- The Indiana sharpshooter also tallied his first career

## » CAREER STATS

| Year         | GP        | GS        | Min.       | Field Goals |            |             | 3-PT      |            |             | FT        | FTA       | Pct.        | Rebounds |           |           |            | PF        | DQ       | A         | TO        | Blk      | Stl       | Pts.       | Avg.       |
|--------------|-----------|-----------|------------|-------------|------------|-------------|-----------|------------|-------------|-----------|-----------|-------------|----------|-----------|-----------|------------|-----------|----------|-----------|-----------|----------|-----------|------------|------------|
|              |           |           |            | FG          | FGA        | Pct.        | FG        | FGA        | Pct.        |           |           |             | OR       | DR        | TOT       | Avg.       |           |          |           |           |          |           |            |            |
| 2019-20      | 15        | 0         | 183        | 25          | 50         | .500        | 20        | 42         | .476        | 2         | 2         | 1.000       | 3        | 10        | 13        | 0.9        | 12        | 0        | 6         | 6         | 0        | 0         | 72         | 4.8        |
| 2020-21      | 24        | 11        | 376        | 36          | 86         | .419        | 24        | 62         | .387        | 16        | 18        | .889        | 0        | 31        | 31        | 1.3        | 33        | 0        | 14        | 19        | 2        | 9         | 112        | 4.7        |
| 2021-22      | 13        | 0         | 178        | 21          | 40         | .525        | 17        | 29         | .586        | 9         | 12        | .750        | 2        | 19        | 21        | 1.6        | 19        | 0        | 5         | 5         | 0        | 3         | 68         | 5.2        |
| <b>TOTAL</b> | <b>52</b> | <b>11</b> | <b>737</b> | <b>82</b>   | <b>176</b> | <b>.466</b> | <b>61</b> | <b>133</b> | <b>.459</b> | <b>27</b> | <b>32</b> | <b>.844</b> | <b>5</b> | <b>60</b> | <b>65</b> | <b>1.3</b> | <b>64</b> | <b>0</b> | <b>25</b> | <b>30</b> | <b>2</b> | <b>12</b> | <b>252</b> | <b>4.8</b> |

## » HEMENWAY NOTES

block, preventing a layup.

### THREE-POINT ASSASSIN

- After overcoming a severe high ankle sprain during his freshman season, Alex Hemenway became the most dangerous long range shooter for Clemson.
- Hemenway is 61-for-133 in his career (.459) from 3-point range, which currently places him fourth all-time in Clemson history. There is obviously much more basketball ahead, but important to recognize his ability and contribution from behind the arc to this point.

### THREE-POINT FIELD GOAL PERCENTAGE LEADERS IN CLEMSON HISTORY (Min. 50 Attempts)

| Rk  | Name             | Yrs | Years      | FGM | FGA | Pct. |
|-----|------------------|-----|------------|-----|-----|------|
| 1.  | Michael Tait     | 2   | 1985-87    | 70  | 136 | .515 |
| 2.  | Marc Campbell    | 4   | 1980-84    | 37  | 73  | .507 |
| 3.  | Alex Hemenway    | 2   | 2019-Pres. | 61  | 133 | .459 |
| 4.  | Anthony Jenkins  | 4   | 1982-87    | 91  | 199 | .457 |
| 5.  | Michael Brown    | 1   | 1986-87    | 34  | 76  | .447 |
| 6.  | Chris Whitney    | 2   | 1991-93    | 167 | 404 | .413 |
| 7.  | Terrence Oglesby | 2   | 2007-09    | 177 | 448 | .395 |
| 8.  | Avry Holmes      | 2   | 2015-17    | 119 | 306 | .389 |
| 9.  | Bruce Martin     | 4   | 1991-95    | 129 | 336 | .384 |
| 10. | K.C. Rivers      | 4   | 2005-09    | 281 | 729 | .385 |

### HEMENWAY'S CAREER NIGHT

- Hemenway played a career-high 19 minutes off the Tiger bench against Notre Dame (Feb. 9, 2020) and provided a much needed offensive spark.
- Hemenway scored a career-high 16 points on 5-of-8 made field goals. The five made field goals were a career-best.
- Of those five made field goals, four were from 3-point land - another career-best.

### BEFORE CLEMSON

- Came to Clemson as a three-star prospect.
- Ranked No. 10 in the state of Indiana
- Averaged 21.0 points, 5.0 rebounds and 4.0 assists per game as a junior last season at Castle High School
- Chose Clemson over Nebraska, Creighton, DePaul and Belmont

### HIGH SCHOOL ACCOLADES

- Indiana Jr. All-Star – May 2018
- Castle Basketball 1,000 Point Club – February 2018
- SIAC All-Conference First Team – 2017-18
- IBCA Supreme 15 – 2017-18
- SIAC All-Conference First Team – 2016-17
- IBCA Supreme 15 – 2016-17

# 13 DAVID COLLINS



+Sr. | Guard | 6-4.5 | 217  
Youngstown, Ohio | First Love Christian Academy

| » CAREER HIGHS |    |                      |          |
|----------------|----|----------------------|----------|
| Points         | 31 | vs. Stony Brook      | 3/20/19  |
| Rebounds       | 11 | 2x, last at NC State | 1/8/22   |
| Assists        | 7  | 2x, last vs. SMU     | 3/10/19  |
| Steals         | 7  | vs. Boston College   | 11/10/20 |
| FG Made        | 11 | vs. Memphis          | 3/8/18   |
| 3FG Made       | 4  | 2x, last vs. DePaul  | 4/3/19   |
| FT Made        | 15 | vs. Stony Brook      | 3/20/19  |
| Minutes        | 44 | 2x, last vs. ECU     | 2/10/19  |

| » ABOUT DAVID COLLINS                           |
|---|
| <b>Born</b> May 31, 1998                        |
| <b>Hometown</b> Youngstown, Ohio                |
| <b>High School</b> First Love Christian Academy |
| <b>Previous School</b> South Florida            |
| <b>Major Athletic Leadership</b>                |

## » 2021-22 GAME-BY-GAME

| OPPONENT                   | FG   | PCT. | 3FG | PCT.  | FT  | PCT.  | OR-DR-TOT | PF | A | TO | BLK | STL | PTS | MIN |
|----------------------------|------|------|-----|-------|-----|-------|-----------|----|---|----|-----|-----|-----|-----|
| * Presbyterian             | 5-7  | .714 | 1-2 | .500  | 3-9 | .333  | 0-5-5     | 3  | 3 | 2  | 0   | 1   | 14  | 36  |
| * Wofford                  | 3-7  | .429 | 0-2 | .000  | 1-2 | .500  | 0-1-1     | 3  | 2 | 6  | 0   | 2   | 7   | 29  |
| * Bryant                   | 3-6  | .500 | 1-1 | 1.000 | 3-3 | 1.000 | 2-7-9     | 1  | 2 | 0  | 0   | 1   | 10  | 23  |
| * vs. Temple               | 2-7  | .286 | 0-0 | .000  | 3-4 | .750  | 2-7-9     | 2  | 3 | 2  | 0   | 2   | 7   | 25  |
| * [22] vs. St. Bonaventure | 6-9  | .667 | 1-2 | .500  | 1-4 | .250  | 0-5-5     | 4  | 0 | 1  | 0   | 2   | 14  | 26  |
| * West Virginia            | 2-3  | .667 | 0-0 | .000  | 0-2 | .000  | 1-2-3     | 5  | 1 | 2  | 0   | 2   | 4   | 22  |
| * Charleston Southern      | 3-6  | .500 | 0-1 | .000  | 3-3 | 1.000 | 1-5-6     | 1  | 0 | 1  | 0   | 3   | 9   | 24  |
| * at Rutgers               | 6-11 | .545 | 1-3 | .333  | 5-9 | .556  | 0-10-10   | 4  | 2 | 3  | 0   | 1   | 18  | 33  |
| * at Miami                 | 6-11 | .545 | 1-1 | 1.000 | 2-4 | .500  | 2-7-9     | 3  | 5 | 5  | 0   | 1   | 15  | 33  |
| * vs. Drake                | 6-10 | .600 | 0-0 | .000  | 4-7 | .571  | 3-7-10    | 4  | 1 | 1  | 1   | 2   | 16  | 36  |
| * Miami (Oh.)              | 3-5  | .600 | 3-4 | .750  | 5-6 | .833  | 1-7-8     | 4  | 6 | 1  | 0   | 1   | 14  | 27  |
| * South Carolina           | 4-11 | .364 | 1-2 | .500  | 3-4 | .750  | 3-5-8     | 2  | 0 | 3  | 1   | 1   | 12  | 34  |
| * at Virginia              | 5-7  | .714 | 0-0 | .000  | 1-4 | .250  | 4-7-11    | 3  | 2 | 3  | 0   | 2   | 11  | 35  |

| Duke              | PPD.  |
|-------------------|---|
| * Virginia        | 5-9 .556 0-1 .000 4-7 .571 0-3-3 3 3 0 0 1 14 26  |
| * at NC State     | 2-6 .333 0-1 .000 1-2 .500 1-10-11 4 2 3 0 3 5 29 |
| at Notre Dame     |   |
| Boston College    |   |
| at Syracuse       |   |
| Pittsburgh        |   |
| at Duke           |   |
| Florida State     |   |
| at Georgia Tech   |   |
| North Carolina    |   |
| Notre Dame        |   |
| at Florida State  |   |
| at Louisville     |   |
| Wake Forest       |   |
| at Boston College |   |
| Georgia Tech      |   |
| Virginia Tech     |   |

\* - Game Started; [] AP Ranking

## » NOTES

### COLLINS' CAREER DOUBLE-DOUBLES

- David Collins totaled his second career double-double and first as a Tiger in a loss at Rutgers (Nov. 30).
- His second in three games, Collins notched his third career double-double in a win over Drake (Dec. 11).
- Collins already has achieved his third double-double this season after just one in his previous 116 games. Collins had 11 points and 11 rebounds in a 17-point win at Virginia (Dec. 22).

### DAVID COLLINS DOUBLE-DOUBLES

| Date          | Opponent    | Points | Rebounds |
|---------------|-------------|--------|----------|
| Dec. 22, 2021 | at Virginia | 11     | 11       |
| Dec. 11, 2021 | vs. Drake   | 16     | 10       |
| Nov. 30, 2021 | at Rutgers  | 18     | 10       |
| Dec. 12, 2020 | vs. Wofford | 13     | 11       |

### COLLINS' IMPACT TO BEGIN 21-22

- David Collins contributed in many areas in the Tigers' season opening victory over Presbyterian.
- Collins netted 14 points on 5-of-7 shooting, including knocking down a trey.
- Collins added five boards, three assists and one steal in the effort.
- Collins has contributed three double-digit scoring games this season, including a season-high 14 against Presbyterian and St. Bonaventure.
- Collins has added multiple steals in five games this season.

### BEFORE CLEMSON (USF)

- Collins is a 6-4, 220-pound guard who led the Bulls in scoring last season (2020-21) (12.5 ppg) and averaged over 30 minutes per contest. He added 3.5 rebounds and a team-leading 3.4 assists per contest. Collins shot 42.0 percent from the field, including 37.3 percent from three.
- He scored 1,516 career points as a Bull (seventh-most in program history), which included his best scoring season in 2018-19. Collins posted a 587-point campaign that culminated in a 24-win season and postseason berth. That mark is the sixth-most points scored in a single season in South Florida history and ninth-most in American Athletic Conference history.
- He scored a career-high 31 points against Stony Brook (March 20) in the opening round of the CBI.
- Collins finished his South Florida career with 309 assists and 182 steals. In 2018-19 he recorded the 20th-most steals of any player in the NCAA. He was a frequent visitor to the charity stripe, setting the attempts

## » CAREER STATS

| Year         | GP         | GS         | Min.        | Field Goals |             |             | 3-PT       |            |             | FT         |            |             | Rebounds  |            |            |            | PF         | DQ       | A          | TO         | Blk       | Stl        | Pts.        | Avg.        |
|--------------|------------|------------|-------------|-------------|-------------|-------------|------------|------------|-------------|------------|------------|-------------|-----------|------------|------------|------------|------------|----------|------------|------------|-----------|------------|-------------|-------------|
|              |            |            |             | FG          | FGA         | Pct.        | FG         | FGA        | Pct.        | FT         | FTA        | Pct.        | OR        | DR         | TOT        | Avg.       |            |          |            |            |           |            |             |             |
| 2017-18*     | 27         | 13         | 668         | 84          | 169         | .497        | 20         | 48         | .417        | 81         | 113        | .717        | 13        | 53         | 66         | 2.4        | 82         | 2        | 65         | 70         | 3         | 28         | 269         | 10.0        |
| 2018-19*     | 37         | 37         | 1242        | 167         | 418         | .400        | 47         | 150        | .313        | 206        | 293        | .703        | 23        | 116        | 139        | 3.8        | 117        | 3        | 115        | 117        | 11        | 76         | 587         | 15.9        |
| 2019-20*     | 28         | 25         | 903         | 119         | 287         | .415        | 22         | 84         | .262        | 126        | 193        | .653        | 23        | 86         | 109        | 3.9        | 82         | 2        | 54         | 94         | 10        | 49         | 386         | 13.8        |
| 2020-21*     | 22         | 21         | 668         | 95          | 226         | .420        | 19         | 51         | .373        | 65         | 117        | .556        | 9         | 68         | 77         | 3.5        | 62         | 0        | 75         | 70         | 6         | 29         | 274         | 12.5        |
| 2021-22      | 15         | 15         | 440         | 61          | 116         | .526        | 9          | 21         | .429        | 39         | 70         | .557        | 20        | 88         | 108        | 7.2        | 46         | 1        | 32         | 33         | 2         | 25         | 170         | 11.3        |
| <b>TOTAL</b> | <b>131</b> | <b>113</b> | <b>3996</b> | <b>530</b>  | <b>1237</b> | <b>.428</b> | <b>118</b> | <b>359</b> | <b>.329</b> | <b>532</b> | <b>809</b> | <b>.658</b> | <b>91</b> | <b>419</b> | <b>510</b> | <b>3.9</b> | <b>399</b> | <b>9</b> | <b>342</b> | <b>387</b> | <b>33</b> | <b>211</b> | <b>1710</b> | <b>13.1</b> |

Note: \* - Played four seasons at South Florida

## » COLLINS NOTES

(739) and makes (493) records in the AAC.

- Collins has earned All-AAC Rookie Team and Third Team honors during his time in Tampa. He played in 116 games and made 96 starts.
- Collins played four seasons at South Florida (2017-21) and will be immediately eligible after graduating from USF with a degree in business finance.

*“David Collins is a proven player at the high major level,” said Brownell. “He’s a strong, physical guard who excels making plays in the open court and he consistently puts pressure on the defense by attacking the paint. Adding David to our team certainly bolsters our depth at the position and versatility on the wing.”*

# 14 DEVIN FOSTER



Jr. | Forward | 6-2 | 180  
Canton, Mass. | Canton

## » CAREER HIGHS

|          |    |            |          |
|----------|----|------------|----------|
| Points   | -- | --         | --       |
| Rebounds | 1  | vs. Bryant | 11/15/21 |
| Assists  | -- | --         | --       |
| Steals   | -- | --         | --       |
| FG Made  | -- | --         | --       |
| 3FG Made | -- | --         | --       |
| FT Made  | -- | --         | --       |
| Minutes  | 1  | vs. Bryant | 11/15/21 |

## » ABOUT DEVIN FOSTER

**Born** April 7, 2001  
**Hometown** Canton, Mass.  
**High School** Canton  
**Major Financial Management**  
**Fun Fact** Just the fifth Clemson manager to be elevated to the active roster in school history.

## » 2021-22 GAME-BY-GAME

| OPPONENT                 | FG   | PCT. | 3FG | PCT. | FT  | PCT. | OR-DR-TOT | PF | A | TO | BLK | STL | PTS | MIN |
|--------------------------|------|------|-----|------|-----|------|-----------|----|---|----|-----|-----|-----|-----|
| Presbyterian             | DNP  |      |     |      |     |      |           |    |   |    |     |     |     |     |
| Wofford                  | DNP  |      |     |      |     |      |           |    |   |    |     |     |     |     |
| Bryant                   | 0-0  | .000 | 0-0 | .000 | 0-0 | .000 | 0-1-1     | 0  | 0 | 1  | 0   | 0   | 0   | 1   |
| vs. Temple               | 0-0  | .000 | 0-0 | .000 | 0-0 | .000 | 0-0-0     | 0  | 0 | 0  | 0   | 0   | 0   | 1   |
| [22] vs. St. Bonaventure | DNP  |      |     |      |     |      |           |    |   |    |     |     |     |     |
| West Virginia            | DNP  |      |     |      |     |      |           |    |   |    |     |     |     |     |
| Charleston Southern      | 0-0  | .000 | 0-0 | .000 | 0-0 | .000 | 0-0-0     | 0  | 0 | 1  | 0   | 0   | 0   | 2   |
| at Rutgers               | DNP  |      |     |      |     |      |           |    |   |    |     |     |     |     |
| at Miami                 | DNP  |      |     |      |     |      |           |    |   |    |     |     |     |     |
| vs. Drake                | DNP  |      |     |      |     |      |           |    |   |    |     |     |     |     |
| Miami (Oh.)              | DNP  |      |     |      |     |      |           |    |   |    |     |     |     |     |
| South Carolina           | DNP  |      |     |      |     |      |           |    |   |    |     |     |     |     |
| at Virginia              | DNP  |      |     |      |     |      |           |    |   |    |     |     |     |     |
| Duke                     | PPD. |      |     |      |     |      |           |    |   |    |     |     |     |     |
| Virginia                 | DNP  |      |     |      |     |      |           |    |   |    |     |     |     |     |
| at NC State              | DNP  |      |     |      |     |      |           |    |   |    |     |     |     |     |
| at Notre Dame            |      |      |     |      |     |      |           |    |   |    |     |     |     |     |
| Boston College           |      |      |     |      |     |      |           |    |   |    |     |     |     |     |
| at Syracuse              |      |      |     |      |     |      |           |    |   |    |     |     |     |     |
| Pittsburgh               |      |      |     |      |     |      |           |    |   |    |     |     |     |     |
| at Duke                  |      |      |     |      |     |      |           |    |   |    |     |     |     |     |
| Florida State            |      |      |     |      |     |      |           |    |   |    |     |     |     |     |
| at Georgia Tech          |      |      |     |      |     |      |           |    |   |    |     |     |     |     |
| North Carolina           |      |      |     |      |     |      |           |    |   |    |     |     |     |     |
| Notre Dame               |      |      |     |      |     |      |           |    |   |    |     |     |     |     |
| at Florida State         |      |      |     |      |     |      |           |    |   |    |     |     |     |     |
| at Louisville            |      |      |     |      |     |      |           |    |   |    |     |     |     |     |
| Wake Forest              |      |      |     |      |     |      |           |    |   |    |     |     |     |     |
| at Boston College        |      |      |     |      |     |      |           |    |   |    |     |     |     |     |
| Georgia Tech             |      |      |     |      |     |      |           |    |   |    |     |     |     |     |
| Virginia Tech            |      |      |     |      |     |      |           |    |   |    |     |     |     |     |

\* - Game Started; [] AP Ranking

## » NOTES

### FROM MANAGER TO PLAYER

- Clemson basketball student manager Devin Foster was elevated to the active roster during the 2021 offseason with fellow teammate Jack Nauseef.
- This isn't something unfamiliar to head coach Brad Brownell, who, in 2019, elevated a then-manager Wells Hoag (2019-21) to the active roster.
- He also elevated Riley McGillan in 2014. McGillan played 20 games through his Tiger career, scoring 11 points.
- McGillan later served as a graduate assistant in Clemson's program and is now the director of operations at Longwood University for men's basketball.
- Prior to Hoag and McGillan, the last managers to play in a game were Dennis Hopf (1988-89) and Edward Bynum (1984-85).
- The most points scored by a walk-on in a career is 33 by Jeff Holstein (1985-87) in 34 career games. He also recorded 32 rebounds.

### PROMOTED MANAGERS CAREER STATS

| Name           | Years      | GP | FG   | 3FG  | FT   | Reb | Pts |
|----------------|------------|----|------|------|------|-----|-----|
| Jack Nauseef   | 2021-pres. | 1  | 0-1  | 0-0  | 0-0  | 0   | 0   |
| Devin Foster   | 2021-pres. | 2  | 0-0  | 0-0  | 0-0  | 1   | 0   |
| Wells Hoag     | 2019-21    | 10 | 2-7  | 1-4  | 0-0  | 2   | 5   |
| Riley McGillan | 2014-17    | 20 | 4-14 | 2-12 | 1-2  | 2   | 11  |
| Dennis Hopf    | 1988-89    | 1  | 0-1  | 0-0  | 0-0  | 0   | 0   |
| Edward Bynum   | 1984-85    | 9  | 3-7  | 0-0  | 4-12 | 9   | 10  |


### BEFORE CLEMSON

- 2019 Mr. Basketball in Massachusetts
- All-time leading scorer at Canton High School (1,306 points)
- Averaged 21.0 points per game in high school Hockomock League MVP

## » CAREER STATS

| Year         | GP       | GS       | Min.     | Field Goals |          |             | 3-PT     |          |             | FT       |          |             | Rebounds |          |          |            | PF       | DQ       | A        | TO       | Blk      | Stl      | Pts.     | Avg.       |
|--------------|----------|----------|----------|-------------|----------|-------------|----------|----------|-------------|----------|----------|-------------|----------|----------|----------|------------|----------|----------|----------|----------|----------|----------|----------|------------|
|              |          |          |          | FG          | FGA      | Pct.        | FG       | FGA      | Pct.        | FT       | FTA      | Pct.        | OR       | DR       | TOT      | Avg.       |          |          |          |          |          |          |          |            |
| 2021-22      | 3        | 0        | 4        | 0           | 0        | .000        | 0        | 0        | .000        | 0        | 0        | .000        | 0        | 1        | 1        | 0.3        | 0        | 0        | 0        | 2        | 0        | 0        | 0        | 0.0        |
| <b>TOTAL</b> | <b>3</b> | <b>0</b> | <b>4</b> | <b>0</b>    | <b>0</b> | <b>.000</b> | <b>0</b> | <b>0</b> | <b>.000</b> | <b>0</b> | <b>0</b> | <b>.000</b> | <b>0</b> | <b>1</b> | <b>1</b> | <b>0.3</b> | <b>0</b> | <b>0</b> | <b>0</b> | <b>2</b> | <b>0</b> | <b>0</b> | <b>0</b> | <b>0.0</b> |

# 15 JACK NAUSEEF



Jr. | Guard | 6-1 | 160

Dayton, Ohio | Chaminade Julianne Catholic

## » CAREER HIGHS

|          |    |            |           |
|----------|----|------------|-----------|
| Points   | -- | --         | --        |
| Rebounds | -- | --         | --        |
| Assists  | -- | --         | --        |
| Steals   | -- | --         | --        |
| FG Made  | -- | --         | --        |
| 3FG Made | -- | --         | --        |
| FT Made  | -- | --         | --        |
| Minutes  | 1  | vs. Bryant | 11/15/21- |

## » ABOUT JACK NAUSEEF

**Born** May 24, 2000  
**Hometown** Dayton, Ohio  
**High School** Chaminade Julianne Catholic  
**Major Pre-Business**  
**Fun Fact** Just the sixth Clemson manager to be elevated to the active roster in school history; brother Daniel is also a walk on.

## » 2021-22 GAME-BY-GAME

| OPPONENT                 | FG   | PCT. | 3FG | PCT. | FT  | PCT. | OR-DR-TOT | PF | A | TO | BLK | STL | PTS | MIN |
|--------------------------|------|------|-----|------|-----|------|-----------|----|---|----|-----|-----|-----|-----|
| Presbyterian             | DNP  |      |     |      |     |      |           |    |   |    |     |     |     |     |
| Wofford                  | DNP  |      |     |      |     |      |           |    |   |    |     |     |     |     |
| Bryant                   | 0-1  | .000 | 0-0 | .000 | 0-0 | .000 | 0-0-0     | 0  | 0 | 0  | 0   | 0   | 0   | 1   |
| vs. Temple               | DNP  |      |     |      |     |      |           |    |   |    |     |     |     |     |
| [22] vs. St. Bonaventure | DNP  |      |     |      |     |      |           |    |   |    |     |     |     |     |
| West Virginia            | DNP  |      |     |      |     |      |           |    |   |    |     |     |     |     |
| Charleston Southern      | 0-1  | .000 | 0-1 | .000 | 0-0 | .000 | 0-0-0     | 0  | 0 | 0  | 0   | 0   | 0   | 2   |
| at Rutgers               | DNP  |      |     |      |     |      |           |    |   |    |     |     |     |     |
| at Miami                 | DNP  |      |     |      |     |      |           |    |   |    |     |     |     |     |
| vs. Drake                | DNP  |      |     |      |     |      |           |    |   |    |     |     |     |     |
| Miami (Oh.)              | DNP  |      |     |      |     |      |           |    |   |    |     |     |     |     |
| South Carolina           | DNP  |      |     |      |     |      |           |    |   |    |     |     |     |     |
| at Virginia              | DNP  |      |     |      |     |      |           |    |   |    |     |     |     |     |
| Duke                     | PPD. |      |     |      |     |      |           |    |   |    |     |     |     |     |
| Virginia                 | DNP  |      |     |      |     |      |           |    |   |    |     |     |     |     |
| at NC State              | DNP  |      |     |      |     |      |           |    |   |    |     |     |     |     |
| at Notre Dame            |      |      |     |      |     |      |           |    |   |    |     |     |     |     |
| Boston College           |      |      |     |      |     |      |           |    |   |    |     |     |     |     |
| at Syracuse              |      |      |     |      |     |      |           |    |   |    |     |     |     |     |
| Pittsburgh               |      |      |     |      |     |      |           |    |   |    |     |     |     |     |
| at Duke                  |      |      |     |      |     |      |           |    |   |    |     |     |     |     |
| Florida State            |      |      |     |      |     |      |           |    |   |    |     |     |     |     |
| at Georgia Tech          |      |      |     |      |     |      |           |    |   |    |     |     |     |     |
| North Carolina           |      |      |     |      |     |      |           |    |   |    |     |     |     |     |
| Notre Dame               |      |      |     |      |     |      |           |    |   |    |     |     |     |     |
| at Florida State         |      |      |     |      |     |      |           |    |   |    |     |     |     |     |
| at Louisville            |      |      |     |      |     |      |           |    |   |    |     |     |     |     |
| Wake Forest              |      |      |     |      |     |      |           |    |   |    |     |     |     |     |
| at Boston College        |      |      |     |      |     |      |           |    |   |    |     |     |     |     |
| Georgia Tech             |      |      |     |      |     |      |           |    |   |    |     |     |     |     |
| Virginia Tech            |      |      |     |      |     |      |           |    |   |    |     |     |     |     |

\* - Game Started; [] AP Ranking

## » NOTES

### FROM MANAGER TO PLAYER

- Clemson basketball student manager Jack Nauseef was elevated to the active roster during the 2021 offseason with fellow teammate Devin Foster.
- This isn't something unfamiliar to head coach Brad Brownell, who, in 2019, elevated a then-manager Wells Hoag (2019-21) to the active roster.
- He also elevated Riley McGillan in 2014. McGillan played 20 games through his Tiger career, scoring 11 points.
- McGillan later served as a graduate assistant in Clemson's program and is now the director of operations at Longwood University for men's basketball.
- Prior to Hoag and McGillan, the last managers to play in a game were Dennis Hopf (1988-89) and Edward Bynum (1984-85).
- The most points scored by a walk-on in a career is 33 by Jeff Holstein (1985-87) in 34 career games. He also recorded 32 rebounds.

### PROMOTED MANAGERS CAREER STATS

| Name           | Years      | GP | FG   | 3FG  | FT   | Reb | Pts |
|----------------|------------|----|------|------|------|-----|-----|
| Jack Nauseef   | 2021-pres. | 1  | 0-1  | 0-0  | 0-0  | 0   | 0   |
| Devin Foster   | 2021-pres. | 2  | 0-0  | 0-0  | 0-0  | 1   | 0   |
| Wells Hoag     | 2019-21    | 10 | 2-7  | 1-4  | 0-0  | 2   | 5   |
| Riley McGillan | 2014-17    | 20 | 4-14 | 2-12 | 1-2  | 2   | 11  |
| Dennis Hopf    | 1988-89    | 1  | 0-1  | 0-0  | 0-0  | 0   | 0   |
| Edward Bynum   | 1984-85    | 9  | 3-7  | 0-0  | 4-12 | 9   | 10  |

### BEFORE CLEMSON

- Served as a team captain.
- Two-year varsity starter.
- Two-time All-Conference in the Greater Catholic League (GCL).
- All-District Team.

## » CAREER STATS

| Year         | GP       | GS       | Min.     | Field Goals |          |             | 3-PT     |          |             | FT       |          |             | Rebounds |          |          |            | PF       | DQ       | A        | TO       | Blk      | Stl      | Pts.       | Avg. |
|--------------|----------|----------|----------|-------------|----------|-------------|----------|----------|-------------|----------|----------|-------------|----------|----------|----------|------------|----------|----------|----------|----------|----------|----------|------------|------|
|              |          |          |          | FG          | FGA      | Pct.        | FG       | FGA      | Pct.        | FT       | FTA      | Pct.        | OR       | DR       | TOT      | Avg.       |          |          |          |          |          |          |            |      |
| 2021-22      | 2        | 0        | 3        | 0           | 2        | .000        | 0        | 1        | .000        | 0        | 0        | .000        | 0        | 0        | 0        | 0.0        | 0        | 0        | 0        | 0        | 0        | 0        | 0.0        |      |
| <b>TOTAL</b> | <b>2</b> | <b>0</b> | <b>3</b> | <b>0</b>    | <b>2</b> | <b>.000</b> | <b>0</b> | <b>1</b> | <b>.000</b> | <b>0</b> | <b>0</b> | <b>.000</b> | <b>0</b> | <b>0</b> | <b>0</b> | <b>0.0</b> | <b>0</b> | <b>0</b> | <b>0</b> | <b>0</b> | <b>0</b> | <b>0</b> | <b>0.0</b> |      |

# 24 PJ HALL



So. | Forward | 6-10 | 240  
Spartanburg, S.C. | Dorman

## » CAREER HIGHS

|          |    |                       |          |
|----------|----|-----------------------|----------|
| Points   | 22 | 3x, last vs. Drake    | 12/11/21 |
| Rebounds | 13 | vs. Drake             | 12/11/21 |
| Assists  | 3  | 2x, last vs. Temple   | 11/18/21 |
| Blocks   | 4  | at NC State           | 1/8/22   |
| Steals   | 2  | vs. Alabama           | 12/12/20 |
| FG Made  | 10 | at NC State           | 1/8/22   |
| 3FG Made | 3  | 3x, last vs. Virginia | 1/4/22   |
| FT Made  | 9  | vs. Drake             | 12/11/21 |
| Minutes  | 39 | vs. Drake             | 12/11/21 |

## » ABOUT PJ HALL

**Born** February 21, 2002  
**Hometown** Spartanburg, S.C.  
**High School** Dorman  
**Major Sports Communications**  
**Fun Fact:** Sister, Thayer, is a standout volleyball player at the University of Florida

## » 2021-22 GAME-BY-GAME

| OPPONENT                   | FG    | PCT. | 3FG | PCT. | FT   | PCT.  | OR-DR-TOT | PF | A | TO | BLK | STL | PTS | MIN |
|----------------------------|-------|------|-----|------|------|-------|-----------|----|---|----|-----|-----|-----|-----|
| * Presbyterian             | 2-4   | .500 | 1-2 | .500 | 1-4  | .250  | 1-7-8     | 2  | 1 | 4  | 2   | 1   | 6   | 29  |
| * Wofford                  | 6-8   | .750 | 3-4 | .750 | 7-10 | .700  | 2-6-8     | 4  | 0 | 3  | 0   | 0   | 22  | 26  |
| * Bryant                   | 7-13  | .538 | 0-1 | .000 | 0-0  | .000  | 2-3-5     | 2  | 3 | 0  | 1   | 0   | 14  | 24  |
| * vs. Temple               | 6-11  | .545 | 1-4 | .250 | 0-0  | .000  | 0-2-2     | 0  | 3 | 0  | 1   | 0   | 13  | 20  |
| * [22] vs. St. Bonaventure | 8-15  | .533 | 3-5 | .600 | 3-4  | .750  | 3-5-8     | 1  | 2 | 1  | 3   | 0   | 22  | 31  |
| * West Virginia            | 5-7   | .714 | 0-1 | .000 | 0-0  | .000  | 2-3-5     | 2  | 1 | 2  | 0   | 0   | 10  | 25  |
| * Charleston Southern      | 4-7   | .571 | 1-2 | .500 | 1-2  | .500  | 0-2-2     | 3  | 2 | 1  | 0   | 1   | 10  | 13  |
| * at Rutgers               | 5-13  | .385 | 0-3 | .000 | 0-0  | .000  | 1-3-4     | 5  | 0 | 0  | 2   | 0   | 10  | 19  |
| * at Miami                 | 6-14  | .429 | 0-4 | .000 | 6-6  | 1.000 | 1-6-7     | 2  | 2 | 2  | 0   | 1   | 18  | 36  |
| * vs. Drake                | 6-15  | .400 | 1-5 | .200 | 9-9  | 1.000 | 6-7-13    | 2  | 2 | 3  | 0   | 0   | 22  | 39  |
| * Miami (Oh.)              | 5-12  | .417 | 1-4 | .250 | 2-2  | 1.000 | 0-5-5     | 2  | 1 | 1  | 2   | 0   | 13  | 26  |
| * South Carolina           | 5-14  | .357 | 0-1 | .000 | 6-8  | .750  | 3-5-8     | 4  | 2 | 0  | 3   | 1   | 16  | 29  |
| * at Virginia              | 5-13  | .385 | 1-2 | .500 | 0-2  | .000  | 2-5-7     | 1  | 1 | 1  | 1   | 1   | 11  | 32  |
| Duke                       | PPD.  |      |     |      |      |       |           |    |   |    |     |     |     |     |
| * Virginia                 | 5-16  | .313 | 3-7 | .429 | 0-0  | .000  | 0-3-3     | 2  | 3 | 1  | 0   | 0   | 13  | 30  |
| * at NC State              | 10-16 | .625 | 0-1 | .000 | 0-0  | .000  | 2-3-5     | 3  | 0 | 3  | 4   | 1   | 20  | 32  |
| at Notre Dame              |       |      |     |      |      |       |           |    |   |    |     |     |     |     |
| Boston College             |       |      |     |      |      |       |           |    |   |    |     |     |     |     |
| at Syracuse                |       |      |     |      |      |       |           |    |   |    |     |     |     |     |
| Pittsburgh                 |       |      |     |      |      |       |           |    |   |    |     |     |     |     |
| at Duke                    |       |      |     |      |      |       |           |    |   |    |     |     |     |     |
| Florida State              |       |      |     |      |      |       |           |    |   |    |     |     |     |     |
| at Georgia Tech            |       |      |     |      |      |       |           |    |   |    |     |     |     |     |
| North Carolina             |       |      |     |      |      |       |           |    |   |    |     |     |     |     |
| Notre Dame                 |       |      |     |      |      |       |           |    |   |    |     |     |     |     |
| at Florida State           |       |      |     |      |      |       |           |    |   |    |     |     |     |     |
| at Louisville              |       |      |     |      |      |       |           |    |   |    |     |     |     |     |
| Wake Forest                |       |      |     |      |      |       |           |    |   |    |     |     |     |     |
| at Boston College          |       |      |     |      |      |       |           |    |   |    |     |     |     |     |
| Georgia Tech               |       |      |     |      |      |       |           |    |   |    |     |     |     |     |
| Virginia Tech              |       |      |     |      |      |       |           |    |   |    |     |     |     |     |

\* - Game Started; [] AP Ranking

## » NOTES

### HALL IS ONE OF THE ACC'S MOST IMPROVED

• PJ Hall has been one of the ACC's most improved players this season.

### PJ HALL: SOPHOMORE VS. FRESHMAN

| Year    | MPG  | FG%  | 3FG% | RPG | APG | SPG | BPG | PPG  |
|---------|------|------|------|-----|-----|-----|-----|------|
| 2021-22 | 27.5 | .478 | .326 | 6.0 | 1.5 | 0.4 | 1.3 | 14.7 |
| 2020-21 | 10.0 | .492 | .133 | 2.0 | 0.1 | 0.2 | 0.2 | 3.5  |

• Hall has stepped into a full-time starting role this season after the departure of All-ACC player Aamir Simms.

• Hall's production has skyrocketed in numerous categories with the expanded playing time and vital role played while on the floor for the Tigers.

• Hall's 22.6 PER (Player Efficiency Rating) is second amongst sophomores in the ACC this season.

• With a Usage Percentage of 28.1, Hall is one of only two second-year players in the top six of the ACC this season.

• The local product has produced 13-straight double-digit scoring games, which includes three 22-point scoring games.

• He totaled his first career double-double against Drake (Dec. 11) with 22 points and 13 rebounds. He garnered six boards on the offensive glass.

• Hall turned in a stretch where he went 18-for-18 at the free throw line from Dec. 4 at Miami until Dec. 18 at home against South Carolina. He was 23-for-25 total in that stretch.

• He has collected multiple blocks in five games this season, including a career-high three against St. Bonaventure (Nov. 19) and South Carolina (Dec. 18).

• He has totaled three 3-pointers in a game on three occasions (vs. Wofford, vs. St. Bonaventure and vs. Virginia).

• Hall is the first player since Jaron Blossomgame (Feb. 25, 2017 vs. Florida State) to finish at least 9-for-9 at the line in a game.

• He is also just the fourth Tiger to do so during the Brad Brownell Era at Clemson.

### HALL TURNS IN VALIENT EFFORT VS. DRAKE

• PJ Hall posted his first career double-double in a 90-80 overtime win against Drake (Dec. 11).

• Hall had 22 points and 13 rebounds, six of which came on the offensive glass. He also handed out two assists and finished a perfect 9-for-9 at the free throw line.

## » CAREER STATS

| Year         | GP        | GS        | Min.       | Field Goals |            |             | 3-PT      |           |             | FT        | FTA       | Pct.        | Rebounds  |           |            | PF         | DQ        | A        | TO        | Blk       | Stl       | Pts.      | Avg.       |            |
|--------------|-----------|-----------|------------|-------------|------------|-------------|-----------|-----------|-------------|-----------|-----------|-------------|-----------|-----------|------------|------------|-----------|----------|-----------|-----------|-----------|-----------|------------|------------|
|              |           |           |            | FG          | FGA        | Pct.        | FG        | FGA       | Pct.        |           |           |             | OR        | DR        | TOT        |            |           |          |           |           |           |           |            | Avg.       |
| 2020-21      | 21        | 0         | 208        | 30          | 61         | .492        | 2         | 15        | .133        | 12        | 16        | .750        | 14        | 28        | 42         | 2.0        | 28        | 0        | 2         | 9         | 5         | 4         | 74         | 3.5        |
| 2021-22      | 15        | 15        | 413        | 85          | 178        | .478        | 15        | 46        | .326        | 35        | 47        | .745        | 25        | 65        | 90         | 6.0        | 35        | 1        | 23        | 22        | 19        | 6         | 220        | 14.7       |
| <b>TOTAL</b> | <b>36</b> | <b>15</b> | <b>621</b> | <b>115</b>  | <b>239</b> | <b>.481</b> | <b>17</b> | <b>61</b> | <b>.279</b> | <b>47</b> | <b>63</b> | <b>.746</b> | <b>39</b> | <b>93</b> | <b>132</b> | <b>3.7</b> | <b>63</b> | <b>1</b> | <b>25</b> | <b>31</b> | <b>24</b> | <b>10</b> | <b>294</b> | <b>8.2</b> |

## » HALL NOTES

- Hall is the first player since Jaron Blossomgame (Feb. 25, 2017 vs. Florida State) to finish at least 9-for-9 at the line in a game.
- He is also just the fourth Tiger to do so during the Brad Brownell Era at Clemson.
- 5A State Champion
- SCHSL All-Rookie Team

### PJ HALL AT THE CHARLESTON CLASSIC

- PJ Hall averaged 15.0 points, 5.0 rebounds, 2.0 assists and 1.3 blocks per game during the three-game tournament.
- Hall shot 19-for-33 (57.6 percent) from the floor, including 4-for-10 from three.
- He tied career highs against No. 22 St. Bonaventure with 22 points and eight rebounds. Of his eight rebounds, three of them came on the offensive glass – a new career high.

### CAREER NIGHT FOR HALL AGAINST HOMETOWN TEAM

- PJ Hall finished with a career-high 22 points and tied his career high with eight rebounds in a 76-68 win over Wofford on Nov. 12.
- It marked Hall's first career 20-point game.
- He made a career-best seven free throws on a career high 10 attempts, while adding in a career-best three triples and finished 6-for-8 from the field.

### FAST START ON OPENING NIGHT

- PJ Hall notched a career-best with eight rebounds in a season opening win against Presbyterian.
- Of Hall's eight board, one was on the offensive glass.
- Hall also added a career-best two blocked shots in addition to one steal and one assist.

### STEPPING UP BIG AGAINST NC STATE

- PJ Hall stepped up in a big way off the bench for the Tigers in a 74-70 overtime win against NC State (Jan. 2, 2021).
- Hall scored eight points on 4-for-7 shooting, including providing a hook shot over Manny Bates with 10 seconds left in overtime to extend the Clemson lead to 74-70.

### THROWN INTO THE FIRE

- PJ Hall was thrown into the fire in his first collegiate game and did not disappoint.
- Hall relieved Aamir Simms off the bench when Simms got into foul trouble.
- Hall finished 5-for-6 from the floor with 10 points and seven rebounds to help lead the Tigers to a 53-42 victory over Mississippi State (Nov. 25, 2020).

### PJ HALL'S AWARDS AND ACCOLADES

#### Rankings

- #1 ranked player in South Carolina
- 2019-20 South Carolina Gatorade Player of the Year
- ESPN ranked four-star prospect (No. 48 in ESPN Top 100, No. 9 power forward in the nation)
- 247Sports ranked four-star prospect (No. 54 in Top247, No. 9 power forward in the nation)
- Rivals ranked four-star prospect (No. 48 in Rivals150, No. 8 power forward in the nation)

#### 2018-19

- Averaged 14.5 points, 8.2 rebounds and 2.1 blocks per game as a junior
- USA Today All-South Carolina Team
- 5A State Champion
- All-Region
- All-State
- Spartanburg Herald Journal First-Team All-Area
- Chick-Fil-A Classic All-Tournament Team

#### 2017-18:

- SC Top-80 Camp "Mr. Basketball"

# 32 DANIEL NAUSEEF

Fr. | Forward | 6-7 | 215  
Dayton, Ohio | Chaminade Julianne Catholic



## » CAREER HIGHS

|          |    |    |    |
|----------|----|----|----|
| Points   | -- | -- | -- |
| Rebounds | -- | -- | -- |
| Assists  | -- | -- | -- |
| Steals   | -- | -- | -- |
| FG Made  | -- | -- | -- |
| 3FG Made | -- | -- | -- |
| FT Made  | -- | -- | -- |
| Minutes  | -- | -- | -- |

## » ABOUT JACK NAUSEEF

Born September 29, 2002  
**Hometown** Dayton, Ohio  
**High School** Chaminade Julianne Catholic  
**Major** Microbiology  
**Fun Fact** Just the seventh Clemson manager to be elevated to the active roster in school history; brother Jack is also a walk on

## » 2021-22 GAME-BY-GAME

| OPPONENT          | FG   | PCT. | 3FG | PCT. | FT | PCT. | OR-DR-TOT | PF | A | TO | BLK | STL | PTS | MIN |
|-------------------|------|------|-----|------|----|------|-----------|----|---|----|-----|-----|-----|-----|
| vs. Drake         | DNP  |      |     |      |    |      |           |    |   |    |     |     |     |     |
| Miami (Oh.)       | DNP  |      |     |      |    |      |           |    |   |    |     |     |     |     |
| South Carolina    | DNP  |      |     |      |    |      |           |    |   |    |     |     |     |     |
| at Virginia       | DNP  |      |     |      |    |      |           |    |   |    |     |     |     |     |
| Duke              | PPD. |      |     |      |    |      |           |    |   |    |     |     |     |     |
| Virginia          | DNP  |      |     |      |    |      |           |    |   |    |     |     |     |     |
| at NC State       | DNP  |      |     |      |    |      |           |    |   |    |     |     |     |     |
| at Notre Dame     |      |      |     |      |    |      |           |    |   |    |     |     |     |     |
| Boston College    |      |      |     |      |    |      |           |    |   |    |     |     |     |     |
| at Syracuse       |      |      |     |      |    |      |           |    |   |    |     |     |     |     |
| Pittsburgh        |      |      |     |      |    |      |           |    |   |    |     |     |     |     |
| at Duke           |      |      |     |      |    |      |           |    |   |    |     |     |     |     |
| Florida State     |      |      |     |      |    |      |           |    |   |    |     |     |     |     |
| at Georgia Tech   |      |      |     |      |    |      |           |    |   |    |     |     |     |     |
| North Carolina    |      |      |     |      |    |      |           |    |   |    |     |     |     |     |
| Notre Dame        |      |      |     |      |    |      |           |    |   |    |     |     |     |     |
| at Florida State  |      |      |     |      |    |      |           |    |   |    |     |     |     |     |
| at Louisville     |      |      |     |      |    |      |           |    |   |    |     |     |     |     |
| Wake Forest       |      |      |     |      |    |      |           |    |   |    |     |     |     |     |
| at Boston College |      |      |     |      |    |      |           |    |   |    |     |     |     |     |
| Georgia Tech      |      |      |     |      |    |      |           |    |   |    |     |     |     |     |
| Virginia Tech     |      |      |     |      |    |      |           |    |   |    |     |     |     |     |

\* - Game Started; [] AP Ranking

## » NOTES

### FROM MANAGER TO PLAYER

- Clemson basketball student manager Daniel Nauseef was elevated to the active roster on Dec. 10, 2021. He joins his brother Jack Nauseef and Devin Foster as former managers turned walk on.
- This isn't something unfamiliar to head coach Brad Brownell, who, in 2019, elevated a then-manager Wells Hoag (2019-21) to the active roster.
- He also elevated Riley McGillan in 2014. McGillan played 20 games through his Tiger career, scoring 11 points.
- McGillan later served as a graduate assistant in Clemson's program and is now the director of operations at Longwood University for men's basketball.
- Prior to Hoag and McGillan, the last managers to play in a game were Dennis Hopf (1988-89) and Edward Bynum (1984-85).
- The most points scored by a walk-on in a career is 33 by Jeff Holstein (1985-87) in 34 career games. He also recorded 32 rebounds.

### PROMOTED MANAGERS CAREER STATS


| Name           | Years      | GP | FG   | 3FG  | FT   | Reb | Pts |
|----------------|------------|----|------|------|------|-----|-----|
| Jack Nauseef   | 2021-pres. | 1  | 0-1  | 0-0  | 0-0  | 0   | 0   |
| Devin Foster   | 2021-pres. | 2  | 0-0  | 0-0  | 0-0  | 1   | 0   |
| Wells Hoag     | 2019-21    | 10 | 2-7  | 1-4  | 0-0  | 2   | 5   |
| Riley McGillan | 2014-17    | 20 | 4-14 | 2-12 | 1-2  | 2   | 11  |
| Dennis Hopf    | 1988-89    | 1  | 0-1  | 0-0  | 0-0  | 0   | 0   |
| Edward Bynum   | 1984-85    | 9  | 3-7  | 0-0  | 4-12 | 9   | 10  |

## » CAREER STATS

| Year         | GP       | GS       | Min.     | Field Goals |          |             | 3-PT     |          |             | FT       |          |             | Rebounds |          |          |            | PF       | DQ       | A        | TO       | Blk      | Stl      | Pts.       | Avg. |
|--------------|----------|----------|----------|-------------|----------|-------------|----------|----------|-------------|----------|----------|-------------|----------|----------|----------|------------|----------|----------|----------|----------|----------|----------|------------|------|
|              |          |          |          | FG          | FGA      | Pct.        | FG       | FGA      | Pct.        | FT       | FTA      | Pct.        | OR       | DR       | TOT      | Avg.       |          |          |          |          |          |          |            |      |
| 2021-22      | 0        | 0        | 0        | 0           | 0        | .000        | 0        | 0        | .000        | 0        | 0        | .000        | 0        | 0        | 0        | 0.0        | 0        | 0        | 0        | 0        | 0        | 0        | 0.0        |      |
| <b>TOTAL</b> | <b>0</b> | <b>0</b> | <b>0</b> | <b>0</b>    | <b>0</b> | <b>.000</b> | <b>0</b> | <b>0</b> | <b>.000</b> | <b>0</b> | <b>0</b> | <b>.000</b> | <b>0</b> | <b>0</b> | <b>0</b> | <b>0.0</b> | <b>0</b> | <b>0</b> | <b>0</b> | <b>0</b> | <b>0</b> | <b>0</b> | <b>0.0</b> |      |

# 33 NAZ BOHANNON

+Sr. | Forward | 6-6 | 232  
Lorain, Ohio | Lorain



## » CAREER HIGHS

|                    |    |                             |          |
|--------------------|----|-----------------------------|----------|
| Points             | 32 | vs. Green Bay               | 1/1/21   |
| Rebounds           | 19 | vs. Central Michigan        | 12/4/18  |
| Offensive Rebounds | 9  | 2x, last at Cleveland State | 1/26/19  |
| Assists            | 11 | at Oakland                  | 3/2/21   |
| Blocks             | 2  | at Western Michigan         | 12/7/19  |
| Steals             | 4  | 3x, last vs. Thiel          | 11/7/19  |
| FG Made            | 12 | vs. Green Bay               | 1/1/21   |
| 3FG Made           | 3  | at Ohio State               | 12/18/18 |
| FT Made            | 8  | vs. Green Bay               | 1/1/21   |
| Minutes            | 52 | vs. Central Michigan        | 12/4/18  |

## » ABOUT NAZ BOHANNON

**Born** January 22, 1999  
**Hometown** Lorain, Ohio  
**High School** Lorain  
**Previous School** Youngstown State  
**Major Athletic Leadership**

## » 2021-22 GAME-BY-GAME

| OPPONENT                 | FG   | PCT.  | 3FG | PCT. | FT  | PCT.  | OR-DR-TOT | PF | A | TO | BLK | STL | PTS | MIN |
|--------------------------|------|-------|-----|------|-----|-------|-----------|----|---|----|-----|-----|-----|-----|
| Presbyterian             | 0-1  | .000  | 0-0 | .000 | 0-0 | .000  | 1-2-3     | 0  | 1 | 0  | 0   | 0   | 0   | 21  |
| Wofford                  | 2-4  | .500  | 0-0 | .000 | 1-2 | .500  | 2-5-7     | 1  | 3 | 2  | 1   | 0   | 5   | 13  |
| Bryant                   | 1-2  | .500  | 0-0 | .000 | 0-0 | .000  | 1-3-4     | 2  | 3 | 1  | 0   | 0   | 2   | 18  |
| vs. Temple               | 3-4  | .750  | 0-0 | .000 | 0-0 | .000  | 1-1-2     | 1  | 1 | 0  | 0   | 0   | 6   | 18  |
| [22] vs. St. Bonaventure | 0-1  | .000  | 0-0 | .000 | 0-0 | .000  | 0-0-0     | 0  | 2 | 1  | 0   | 0   | 0   | 17  |
| West Virginia            | 2-4  | .500  | 0-0 | .000 | 3-4 | .750  | 1-2-3     | 3  | 4 | 4  | 0   | 0   | 7   | 25  |
| Charleston Southern      | 5-8  | .625  | 0-0 | .000 | 0-0 | .000  | 3-4-7     | 2  | 2 | 0  | 0   | 0   | 10  | 19  |
| at Rutgers               | 4-6  | .667  | 0-0 | .000 | 0-0 | .000  | 3-1-4     | 1  | 3 | 2  | 1   | 0   | 8   | 24  |
| at Miami                 | 2-4  | .500  | 0-0 | .000 | 0-0 | .000  | 4-2-6     | 0  | 4 | 1  | 0   | 0   | 4   | 20  |
| vs. Drake                | 2-2  | 1.000 | 0-0 | .000 | 0-0 | .000  | 0-2-2     | 4  | 2 | 2  | 0   | 0   | 4   | 24  |
| Miami (Oh.)              | 5-9  | .556  | 0-0 | .000 | 0-1 | .000  | 0-4-4     | 0  | 3 | 1  | 0   | 0   | 10  | 25  |
| South Carolina           | 0-0  | .000  | 0-0 | .000 | 0-0 | .000  | 0-3-3     | 1  | 1 | 3  | 0   | 1   | 0   | 12  |
| at Virginia              | 4-6  | .667  | 0-0 | .000 | 0-0 | .000  | 0-1-1     | 2  | 2 | 0  | 0   | 1   | 8   | 12  |
| Duke                     | PPD. |       |     |      |     |       |           |    |   |    |     |     |     |     |
| Virginia                 | 0-2  | .000  | 0-0 | .000 | 0-0 | .000  | 1-1-2     | 2  | 2 | 2  | 0   | 0   | 0   | 13  |
| at NC State              | 2-3  | .667  | 0-0 | .000 | 1-1 | 1.000 | 0-4-4     | 1  | 2 | 3  | 0   | 1   | 5   | 16  |
| at Notre Dame            |      |       |     |      |     |       |           |    |   |    |     |     |     |     |
| Boston College           |      |       |     |      |     |       |           |    |   |    |     |     |     |     |
| at Syracuse              |      |       |     |      |     |       |           |    |   |    |     |     |     |     |
| Pittsburgh               |      |       |     |      |     |       |           |    |   |    |     |     |     |     |
| at Duke                  |      |       |     |      |     |       |           |    |   |    |     |     |     |     |
| Florida State            |      |       |     |      |     |       |           |    |   |    |     |     |     |     |
| at Georgia Tech          |      |       |     |      |     |       |           |    |   |    |     |     |     |     |
| North Carolina           |      |       |     |      |     |       |           |    |   |    |     |     |     |     |
| Notre Dame               |      |       |     |      |     |       |           |    |   |    |     |     |     |     |
| at Florida State         |      |       |     |      |     |       |           |    |   |    |     |     |     |     |
| at Louisville            |      |       |     |      |     |       |           |    |   |    |     |     |     |     |
| Wake Forest              |      |       |     |      |     |       |           |    |   |    |     |     |     |     |
| at Boston College        |      |       |     |      |     |       |           |    |   |    |     |     |     |     |
| Georgia Tech             |      |       |     |      |     |       |           |    |   |    |     |     |     |     |
| Virginia Tech            |      |       |     |      |     |       |           |    |   |    |     |     |     |     |

\* - Game Started; [] AP Ranking

## » NOTES

### SIXTH MAN PRODUCTION

Naz Bohannon has given the Tigers tremendous minutes off of the bench this season, contributing to nearly every positive play category (organized by total points scored).

### PLAYERS WITH AT LEAST 55.0% FG, 30+ ASSISTS AND 50+ REBOUNDS OFF THE BENCH

| Rk | Name                     | GP-GS | FG%  | Reb | Ass | Pts |
|----|--------------------------|-------|------|-----|-----|-----|
| 1. | Trevion Williams, Purdue | 15-4  | 60.9 | 132 | 45  | 203 |
| 2. | Dylan Van Eyck, Iona     | 14-1  | 59.7 | 60  | 50  | 128 |
| 3. | Anton Watson, Gonzaga    | 14-0  | 55.2 | 65  | 32  | 104 |
| 4. | Naz Bohannon, Clemson    | 15-0  | 57.1 | 52  | 35  | 69  |

### JOINING ELITE COMPANY

Naz Bohannon is the eighth player since the 1992-93 season to produce at least 1,200 points, 1,000 rebounds and 300 assists (College Basketball Reference).

### PLAYERS WITH AT LEAST 1,300 POINTS, 1,000 REBOUNDS AND 300 ASSISTS (CAREER - SINCE 1992-93 SEASON)

| Rk | Name                             | Years   | Pts  | Reb  | Ass |
|----|----------------------------------|---------|------|------|-----|
| 1. | Ethan Happ, Wisconsin            | 2016-19 | 2130 | 1217 | 423 |
| 2. | Keith Braxton, St. Francis (Pa.) | 2017-20 | 2067 | 1149 | 454 |
| 3. | John Konchar, IPFW               | 2016-19 | 2065 | 1149 | 553 |
| 4. | Marqus Blakely, Vermont          | 2007-10 | 1875 | 1044 | 301 |
| 5. | Kyle Collinsworth, BYU           | 2011-16 | 1707 | 1047 | 703 |
| 6. | Draymond Green, Michigan St.     | 2009-12 | 1517 | 1096 | 425 |
| 7. | Shaun Stonerook, Ohio St./Ohio   | 1996-00 | 1438 | 1035 | 390 |
| 8. | Naz Bohannon, Clemson/YSU        | 2017-21 | 1305 | 1042 | 327 |

### CLEANING UP THE GLASS

Naz Bohannon came to Clemson with 990 career rebounds.  
Bohannon grabbed seven in a win over Wofford (Nov. 12) and notched the 1,000 rebound plateau of his career.  
He is the only active Division I player with 1,000 career rebounds.

### BEFORE CLEMSON (YOUNGSTOWN STATE)

Bohannon is a 6-6, 228-pound forward who led the Penguins in scoring last season (16.5 ppg) and rebounding (8.2 rpg), while also logging 32.9 minutes per contest and a team-best 52.6 percent shooting clip.  
He posted 11 20-point outings, including a season-high 32 points in a win over Green Bay (Jan. 1).  
Bohannon logged six double-digit rebounding games,

## » CAREER STATS

| Year         | GP         | GS         | Min.        | Field Goals |             |             | 3-PT      |           |             | FT         |            |             | Rebounds   |            |             |            | PF         | DQ       | A          | TO         | Blk       | Stl       | Pts.        | Avg.       |
|--------------|------------|------------|-------------|-------------|-------------|-------------|-----------|-----------|-------------|------------|------------|-------------|------------|------------|-------------|------------|------------|----------|------------|------------|-----------|-----------|-------------|------------|
|              |            |            |             | FG          | FGA         | Pct.        | FG        | FGA       | Pct.        | FT         | FTA        | Pct.        | OR         | DR         | TOT         | Avg.       |            |          |            |            |           |           |             |            |
| 2017-18*     | 32         | 31         | 933         | 93          | 226         | .412        | 6         | 26        | .231        | 38         | 66         | .576        | 108        | 151        | 259         | 8.1        | 84         | 1        | 44         | 52         | 5         | 23        | 230         | 7.2        |
| 2018-19*     | 29         | 29         | 845         | 95          | 203         | .468        | 5         | 21        | .238        | 31         | 50         | .620        | 100        | 142        | 242         | 8.3        | 74         | 3        | 86         | 63         | 5         | 22        | 226         | 7.8        |
| 2019-20*     | 33         | 33         | 1062        | 153         | 296         | .517        | 1         | 4         | .250        | 61         | 107        | .570        | 133        | 151        | 284         | 8.6        | 73         | 1        | 83         | 78         | 7         | 22        | 368         | 11.2       |
| 2020-21*     | 25         | 25         | 823         | 172         | 327         | .526        | 1         | 6         | .167        | 67         | 112        | .598        | 74         | 131        | 205         | 8.2        | 54         | 0        | 79         | 65         | 1         | 17        | 412         | 16.5       |
| 2021-22      | 15         | 0          | 278         | 32          | 56          | .571        | 0         | 0         | .000        | 5          | 8          | .625        | 17         | 35         | 52          | 3.5        | 20         | 0        | 35         | 22         | 2         | 3         | 69          | 4.6        |
| <b>TOTAL</b> | <b>134</b> | <b>118</b> | <b>3940</b> | <b>545</b>  | <b>1108</b> | <b>.492</b> | <b>13</b> | <b>57</b> | <b>.228</b> | <b>202</b> | <b>343</b> | <b>.589</b> | <b>432</b> | <b>610</b> | <b>1042</b> | <b>7.8</b> | <b>305</b> | <b>4</b> | <b>327</b> | <b>280</b> | <b>20</b> | <b>87</b> | <b>1305</b> | <b>9.7</b> |

Note: \* - Played four seasons at Youngstown State

## » BOHANNON NOTES

including a season-high 13 at Oakland (March 2).

- He scored 1,236 career points as a Penguin, which includes his best season as a senior with 412 points.
- Bohannon finished his Youngstown State career with 990 rebounds, 292 assists, 84 steals and 18 blocks. He finished 10 rebounds shy of becoming the first Penguin to record 1,000 points and 1,000 rebounds.
- Bohannon was a Horizon League All-Freshman team member in 2017-18 after posting 7.2 points and 8.1 rebounds per contest.
- Bohannon played four seasons at Youngstown State (2017-21) and will be immediately eligible after graduating from Youngstown State with a degree in business administration.

*"Naz Bohannon assuredly adds physicality and toughness to our team. He is a relentless rebounder who enjoys mixing it up inside on both ends of the floor. While his scoring and rebounding numbers stand out, our staff was equally impressed by his vision and willingness to get shots for his teammates."*

# MISCELLANEOUS STATS

## MISCELLANEOUS STATS

**Dunks:** David Collins (1), PJ Hall (8), Hunter Tyson (5)

**Charges Taken:** David Collins (6), PJ Hall (2), Alex Hemenway (1), Ben Middlebrooks (1), Hunter Tyson (11)

**20-Point Games:** Al-Amir Dawes (1), PJ Hall (4)

**30-Point Games:**

**Double-Doubles:** David Collins (3), PJ Hall (1), Hunter Tyson (1)

**Double Figure Scoring:** Naz Bohannon (2), David Collins (10), Al-Amir Dawes (8), PJ Hall (14), Alex Hemenway (2), Nick Honor (8), Chase Hunter (1), Hunter Tyson (10)

**Double Figure Rebounding:** David Collins (4), PJ Hall (1), Hunter Tyson (1)

**Led Clemson in Scoring:** David Collins (1), Al-Amir Dawes (2), PJ Hall (5), Alex Hemenway (1), Nick Honor (1), Hunter Tyson (4)

**Led Clemson in Rebounding:** David Collins (5), PJ Hall (4), Hunter Tyson (3)

**Led Clemson in Assists:** Naz Bohannon (1), David Collins (2), Al-Amir Dawes (2), Nick Honor (6)

**Consecutive Field Goals Made:** 4 vs. Presbyterian (11/9/21); 8 by Nick Honor vs. Temple/St. Bonaventure (11/18/21-11/19/21)

**Consecutive Points Scored:** 12 by Nick Honor vs. Temple (11/18/21)

**Consecutive Free Throws Made:** 6 by Hunter Tyson vs. Rutgers (11/30/21); PJ Hall vs. Miami (12/4/21); Overall: PJ Hall made 18-straight (11/26/21-12/14/21)

**Consecutive Three-Pointers Made:** 5 by Nick Honor vs. Temple/St. Bonaventure (11/18/21-11/19/21)

**Largest Lead:** 37 vs. Charleston Southern (11/26/21)

**Largest Deficit:** 11 vs. Presbyterian (11/9/21); 11 vs. Rutgers (11/30/21)

**Largest Halftime Deficit:** 8 vs. Presbyterian (11/9/21); 8 vs. Wofford (11/12/21); 8 vs. Rutgers (11/30/21)

**Largest Deficit Overcome for Victory:** 11 vs. Presbyterian (11/9/21)

**Most Consecutive Clemson Points:** 14 vs. Temple (11/18/21 - 2nd half, 18:52)

**Most Consecutive Opponent Points:** 16 by St. Bonaventure (11/19/21 - 2nd half, 5:56).

## CLEMSON'S RECORD...

|   |      |  |      |
|---|------|--|------|
| Overall.....                              | 10-5 | When leading with 1:00 left .....        | 10-0 |
| At home.....                              | 6-1  | When trailing with 1:00 left.....        | 0-4  |
| On the road .....                         | 2-2  | When shooting 50% or better.....         | 3-1  |
| At neutral sites .....                    | 2-2  | When opponent shoots less than 50% ..... | 8-4  |
| In overtime .....                         | 0-0  | When scoring 70 or more points .....     | 8-1  |
| Vs. ranked opponents .....                | 0-1  | When winning the rebound margin.....     | 8-1  |
| In games decided by 3 points or less..... | 0-1  | When winning the turnover margin.....    | 7-1  |
| In games decided by 5 points or less..... | 1-1  | When winning points in the paint .....   | 6-4  |
| In games decided by 7 or more points..... | 9-2  | When winning bench points .....          | 4-2  |
| When leading at halftime .....            | 9-3  | In November .....                        | 5-3  |
| When trailing at halftime.....            | 1-2  | In December .....                        | 4-1  |
| When tied at halftime .....               | 0-0  | In January .....                         | 1-1  |
| When leading with 5:00 left .....         | 10-2 | In February .....                        | 0-0  |
| When trailing with 5:00 left.....         | 0-3  | In March.....                            | 0-0  |

# SEASON SUPERLATIVES

| CATEGORY                    | CLEMSON TEAM HIGH  | CLEMSON TEAM LOW  |
|-----------------------------|--|---|
| Total Points                | 93 vs. <b>Bryant, 11/15/21</b>                               | 59 vs. West Virginia, 11/21/21                                |
| 1st Half Points             | 52 vs. <b>Bryant, 11/15/21</b>                               | 24 vs. <b>Presbyterian, 11/9/21</b>                           |
| 2nd Half Points             | 54 vs. <b>Charleston Southern, 11/26/21</b>                  | 25 vs. West Virginia, 11/21/21                                |
| 1st Half Field Goal %       | 63.6 vs. <b>Bryant, 11/15/21</b>                             | 29.4 vs. <b>South Carolina, 12/18/21</b>                      |
| 2nd Half Field Goal %       | 57.7 vs. NC State, 1/8/22                                    | 36.0 vs. <b>Virginia, 1/4/22</b>                              |
| Scoring Margin              | +32 vs. <b>Charleston Southern, 11/26/21</b>                 | -10 vs. Rutgers, 11/30/21; <b>Virginia, 1/4/22</b>            |
| Field Goals Made            | 35 vs. <b>Bryant, 11/15/21</b>                               | 21 vs. <b>Presbyterian, 11/9/21; South Carolina, 12/18/21</b> |
| Field Goal Attempts         | 70 vs. <b>Charleston Southern, 11/26/21</b>                  | 40 vs. West Virginia, 11/21/21                                |
| Field Goal %                | 56.5 vs. <b>Bryant, 11/15/21</b>                             | 33.3 vs. <b>South Carolina, 12/18/21</b>                      |
| 3-Pointers Made             | 13 vs. <b>Miami (Ohio), 12/14/21</b>                         | 3 vs. NC State, 1/8/22  |
| 3-Point Attempts            | 29 vs. <b>Charleston Southern, 11/26/21</b>                  | 10 vs. NC State, 1/8/22                                       |
| 3-Point % (min. 10 att.)    | 55.6 vs. <b>Bryant, 11/15/21</b>                             | 22.2 vs. Rutgers, 11/30/21                                    |
| Free Throws Made            | 23 vs. <b>Drake, 12/11/21; South Carolina, 12/18/21</b>      | 3 vs. <b>Virginia, 12/22/21</b>                               |
| Free Throw Attempts         | 31 vs. <b>South Carolina, 12/18/21</b>                       | 8 vs. <b>Virginia, 12/22/21</b>                               |
| Free Throw % (min. 10 att.) | 91.7 vs. <b>Charleston Southern, 11/26/21</b>                | 55.6 vs. West Virginia, 11/21/21                              |
| Rebounds                    | 51 vs. <b>South Carolina, 12/18/21</b>                       | 23 vs. <b>Virginia, 1/4/22</b>                                |
| Offensive Rebounds          | 19 vs. <b>South Carolina, 12/18/21</b>                       | 4 vs. <b>Presbyterian, 11/9/21; West Virginia, 11/21/21</b>   |
| Rebound Margin              | +18 vs. <b>Miami, 12/4/21</b>                                | -6 vs. <b>Presbyterian, 11/9/21</b>                           |
| Assists                     | 21 vs. <b>Miami (Ohio), 12/14/21</b>                         | 10 vs. <b>South Carolina, 12/18/21; NC State, 1/8/22</b>      |
| Turnovers                   | 20 vs. West Virginia, 11/21/21                               | 6 vs. <b>St. Bonaventure, 11/19/21</b>                        |
| Blocked Shots               | 7 vs. <b>Virginia, 12/22/21</b>                              | 0 vs. <b>Miami, 12/4/21</b>                                   |
| Steals                      | 9 vs. <b>Charleston Southern, 11/26/21; NC State, 1/8/22</b> | 3 vs. Rutgers, 11/30/21                                       |
| Fouls                       | 22 vs. Rutgers, 11/30/21                                     | 11 vs. <b>Bryant, 11/15/21; Temple, 11/19/21</b>              |

| CATEGORY                    | OPPONENT TEAM HIGH                                    | OPPONENT TEAM LOW  |
|-----------------------------|---|--|
| Total Points                | 80 by <b>Miami, 12/4/21, Drake, 12/11/21</b>          | 48 by <b>Temple, 11/18/21</b>  |
| 1st Half Points             | 40 by <b>Bryant, 11/15/21</b>                         | 24 by <b>Charleston Southern, 11/26/21; South Carolina, 12/18/21</b> |
| 2nd Half Points             | 46 by <b>Miami, 12/4/21</b>                           | 21 by <b>Presbyterian, 11/9/21</b>                                   |
| 1st Half Field Goal %       | 61.9 by <b>Virginia, 1/4/22</b>                       | 29.6 by NC State, 1/8/22   |
| 2nd Half Field Goal %       | 60.0 by <b>Miami, 12/4/21</b>                         | 21.7 by <b>Virginia, 12/22/21</b>                                    |
| Field Goals Made            | 28 by <b>Drake, 12/11/21</b>                          | 15 by <b>Virginia, 12/22/21</b>                                      |
| Field Goal Attempts         | 61 by <b>many (4), last by Miami (Ohio), 12/14/21</b> | 41 by <b>Virginia, 12/22/21</b>                                      |
| Field Goal %                | 54.3 by <b>Virginia, 1/4/22</b>                       | 29.5 by <b>Charleston Southern, 11/26/21</b>                         |
| 3-Pointers Made             | 14 by <b>St. Bonaventure, 11/19/21</b>                | 3 by <b>Presbyterian, 11/9/21</b>                                    |
| 3-Point Attempts            | 30 by <b>Miami (Ohio), 12/14/21</b>                   | 23 by <b>Wofford, 11/12/21</b>                                       |
| 3-Point % (min. 10 att.)    | 44.0 by <b>Miami, 12/4/21</b>                         | 12.5 by <b>Presbyterian, 11/9/21</b>                                 |
| Free Throws Made            | 21 by <b>Wofford, 11/12/21; Virginia, 1/4/22</b>      | 8 by <b>Presbyterian, 11/9/21; St. Bonaventure, 11/19/21</b>         |
| Free Throw Attempts         | 26 by Rutgers, 11/30/21                               | 10 by <b>Presbyterian, 11/9/21</b>                                   |
| Free Throw % (min. 10 att.) | 100.0 by <b>Charleston Southern, 11/26/21</b>         | 73.7 by <b>Virginia, 12/22/21</b>                                    |
| Rebounds                    | 40 by Rutgers, 11/30/21                               | 21 by <b>Miami, 12/4/21</b>  |
| Offensive Rebounds          | 13 by West Virginia, 11/21/21; NC State, 1/8/22       | 2 by <b>Virginia, 12/22/21</b>                                       |
| Assists                     | 18 by <b>Miami, 12/4/21</b>                           | 4 by <b>South Carolina, 12/18/21</b>                                 |
| Turnovers                   | 17 by <b>Charleston Southern, 11/26/21</b>            | 7 by Rutgers, 11/30/21   |
| Blocked Shots               | 11 by <b>Virginia, 12/22/21</b>                       | 0 by <b>Charleston Southern, 11/26/21</b>                            |
| Steals                      | 12 by NC State, 1/8/22                                | 2 by <b>South Carolina, 12/18/21</b>                                 |
| Fouls                       | 29 by <b>South Carolina, 12/18/21</b>                 | 10 by <b>St. Bonaventure, 11/19/21; Virginia, 12/22/21</b>           |

| CATEGORY              | CLEMSON INDIVIDUAL BEST   | OPPONENT INDIVIDUAL BEST                                |
|-----------------------|---|---|
| Points                | 22 by <b>PJ Hall vs. many (3), last vs. Drake, 12/11/21</b>                         | 27 by <b>Dereon Seabron (NC State), 1/8/22</b>          |
| Field Goals Made      | 10 by <b>PJ Hall vs. NC State, 1/8/22</b>   | 10 by <b>Peter Kiss (Bryant), 11/15/21</b>              |
| Field Goal Attempts   | 16 by <b>Al-Amir Dawes vs. Presbyterian, 11/9/21</b>                                | 20 by <b>Peter Kiss (Bryant), 11/15/21</b>              |
|                       |   | Dereon Seabron (NC State), 1/8/22                       |
|                       | <b>PJ Hall vs. Virginia, 1/4/22; PJ Hall vs. NC State, 1/8/22</b>                   |   |
| Field Goal Perfection | 7 by <b>Nick Honor vs. Temple, 11/18/21</b>   | 3 by <b>Francisco Caffaro (Virginia), 1/4/22</b>        |
| 3-Pointers Made       | 4 by <b>Al-Amir Dawes vs. Presbyterian, 11/9/21</b>                                 | 5 by <b>Chris Childs (Bryant), 11/15/21</b>             |
|                       | Alex Hemenway vs. Drake, 12/11/21   | Jaren Holmes (St. Bonaventure), 11/19/21                |
|                       |   | Tucker DeVries (Drake), 12/11/21                        |
| 3-Point Attempts      | 9 by <b>Al-Amir Dawes vs. Presbyterian, 11/9/21</b>                                 | 12 by <b>Tucker DeVries (Drake), 12/11/21</b>           |
| 3-Point Perfection    | 4 by <b>Nick Honor vs. Temple, 11/18/21</b>   | 5 by <b>Chris Childs (Bryant), 11/15/21</b>             |
| Free Throws Made      | 7 by <b>PJ Hall vs. Wofford, 11/12/21</b>   | 9 by <b>Chico Carter Jr. (South Carolina), 12/18/21</b> |
|                       |   | <b>Jayden Gardner (Virginia), 1/4/22</b>                |
| Free Throw Attempts   | 10 by <b>PJ Hall vs. Wofford, 11/12/21</b>  | 11 by <b>Dereon Seabron (NC State), 1/8/22</b>          |
| Free Throw Perfection | 9 by <b>PJ Hall vs. Drake, 12/11/21</b>   | 6 by <b>Isaiah Wong (Miami), 12/4/21</b>                |
| Rebounds              | 13 by <b>PJ Hall vs. Drake, 12/11/21; Hunter Tyson vs. South Carolina, 12/18/21</b> | 11 by <b>Osun Osunniyi (St. Bonaventure), 11/19/21</b>  |
| Offensive Rebounds    | 6 by <b>PJ Hall vs. Drake, 12/11/21; Hunter Tyson vs. South Carolina, 12/18/21</b>  | 5 by <b>James Beck (Miami (Ohio), 12/14/21</b>          |
|                       |   | Dereon Seabron (NC State), 1/8/22                       |
| Assists               | 7 by <b>Nick Honor vs. Bryant, 11/15/21; Charleston Southern, 11/26/21</b>          | 7 by <b>Paul Mulcahy (Rutgers), 11/30/21</b>            |
| Blocked Shots         | 4 by <b>PJ Hall vs. NC State, 1/8/22</b>  | 5 by <b>Nick Jourdain (Temple), 11/18/21</b>            |
| Steals                | 5 by <b>Nick Honor vs. Wofford, 11/12/21</b>  | 4 by <b>Jericole Hellems (NC State), 1/8/22</b>         |
| Minutes               | 39 by <b>PJ Hall vs. Drake, 12/11/21</b>  | 41 by <b>Tremell Murphy (Drake), 12/11/21</b>           |

**Bold** denotes a Clemson home game; ^ - denotes one overtime period.

# SUPERLATIVES UNDER BRAD BROWNELL

| CATEGORY                    | CLEMSON TEAM HIGH  | CLEMSON TEAM LOW   |
|-----------------------------|--|--|
| Total Points                | 100 vs. <b>The Citadel, 11/6/18</b>                                    | 36 vs. Virginia, 1/23/18   |
| 1st Half Points             | 54 vs. <b>Alabama A&amp;M, 11/21/19</b>                                | 10 vs. Duke, 1/8/13; Virginia, 2/7/13  |
| 2nd Half Points             | 56 vs. Wake Forest, 2/2/16; North Carolina, 1/16/18                    | 13 vs. Virginia, 1/23/18   |
| 1st Half Field Goal %       | 69.6 vs. Boston College, 2/22/20                                       | 12.0 vs. Duke, 1/8/13  |
| 2nd Half Field Goal %       | 85.0 vs. <b>Georgia Tech, 1/12/11</b>                                  | 23.5 vs. Duke, 3/2/11  |
| Scoring Margin              | +45 vs. <b>Florida A&amp;M, 11/14/14</b>                               | -48 vs. Florida State, 2/5/17  |
| Field Goals Made            | 35 vs. <b>The Citadel, 1/1/13; Bryant, 11/15/21</b>                    | 14 vs. <b>Louisville, 1/10/16; Virginia, 1/12/19; South Carolina, 12/15/19</b> |
| Field Goal Attempts         | 73 vs. Florida State, 3/4/12   | 33 vs. <b>Virginia, 1/12/13</b>  |
| Field Goal %                | 69.2 vs. <b>Georgia Tech, 1/12/11</b>                                  | 25.9 vs. <b>Virginia, 1/12/19</b>  |
| 3-Pointers Made             | 15 vs. <b>North Carolina, 1/30/18</b>                                  | 0 vs. <b>Virginia Tech, 3/1/12; at NC State, 1/26/19</b>                       |
| 3-Point Attempts            | 36 vs. <b>Samford, 12/9/17; Virginia Tech, 2/21/18</b>                 | 7 vs. at NC State, 1/26/19   |
| 3-Point % (min. 10 att.)    | 78.6 vs. <b>Georgia Tech, 1/12/11</b>                                  | 0.0 vs. <b>Virginia Tech, 3/1/12</b>   |
| Free Throws Made            | 32 vs. <b>Louisville, 1/10/16</b>                                      | 4 vs. Iowa, 1/29/11  |
| Free Throw Attempts         | 46 vs. <b>Western Carolina, 11/12/10</b>                               | 10 vs. North Carolina, 1/18/11   |
| Free Throw % (min. 10 att.) | 100.0 vs. <b>Miami (15-15), 1/16/16</b>                                | 38.5 vs. Wake Forest (5-13), 2/25/14   |
| Rebounds                    | 51 vs. <b>Presbyterian College, 12/15/15; South Carolina, 12/18/21</b> | 19 vs. Virginia, 1/31/12   |
| Offensive Rebounds          | 23 vs. Oklahoma, 11/20/16; <b>SC State, 12/13/16</b>                   | 2 vs. Virginia, 1/19/16  |
| Rebound Margin              | +23 vs. <b>North Carolina A&amp;T, 11/12/17</b>                        | -22 vs. <b>Louisville, 1/10/16</b>   |
| Assists                     | 22 vs. many (4), last vs. <b>Virginia Tech, 1/22/17</b>                | 3 vs. Duke, 1/8/13; <b>Georgia Tech, 2/13/16</b>                               |
| Turnovers                   | 22 vs. Florida State, 2/5/17   | 1 vs. NC State, 2/20/16  |
| Blocked Shots               | 12 vs. <b>Arizona, 12/8/12; South Carolina, 11/17/13</b>               | 0 vs. <b>North Carolina, 2/28/13; Virginia Tech, 3/2/13</b>                    |
| Steals                      | 16 vs. <b>The Citadel, 1/1/13</b>                                      | 0 vs. <b>Illinois, 3/23/14; NC State, 1/11/18</b>                              |
| Fouls                       | 25 vs. many (4), last vs. Georgia Tech, 3/9/16                         | 5 vs. <b>SC State, 12/13/16</b>  |

| CATEGORY                    | OPPONENT TEAM HIGH                      | OPPONENT TEAM LOW                                    |
|-----------------------------|---|--|
| Total Points                | 109 by Florida State, 2/5/17            | 35 by <b>Furman, 12/14/13</b>                        |
| 1st Half Points             | 51 by Florida State, 2/5/17             | 15 by Georgia Tech, 2/14/13; <b>Stetson, 11/8/13</b> |
| 2nd Half Points             | 58 by Florida State, 2/5/17             | 11 by <b>Jacksonville, 12/20/19</b>                  |
| 1st Half Field Goal %       | 64.0 by Florida State, 3/4/12           | 17.2 by Georgia Tech, 2/14/13                        |
| 2nd Half Field Goal %       | 72.0 by Duke, 1/8/13                    | 16.7 by <b>Delaware State, 11/13/13</b>              |
| Field Goals Made            | 41 by Florida State, 2/5/17             | 11 by <b>Savannah State, 12/17/10</b>                |
| Field Goal Attempts         | 79 by <b>Maryland, 3/2/14</b>           | 38 by Wake Forest, 2/25/14                           |
| Field Goal %                | 66.1 by Florida State, 2/5/17           | 22.9 by <b>Savannah State, 12/17/10</b>              |
| 3-Pointers Made             | 19 vs. vs. Mississippi State, 12/8/18   | 1 by many (6), last by <b>Georgia Tech, 2/13/16</b>  |
| 3-Point Attempts            | 40 by Davidson, 11/17/16                | 9 by Furman, 11/16/12; UTEP, 11/23/12                |
| 3-Point % (min. 10 att.)    | 72.7 by <b>Maryland, 2/7/12</b>         | 7.7 by <b>Delaware State, 11/13/13</b>               |
| Free Throws Made            | 25 by West Virginia, 3/17/11            | 1 by <b>Virginia, 2/14/12; SC State, 12/23/12</b>    |
| Free Throw Attempts         | 35 by Maryland, 1/22/11                 | 1 by <b>Virginia, 2/14/12</b>                        |
| Free Throw % (min. 10 att.) | 96.0 by Colorado, 11/26/19              | 18.2 by Davidson, 11/22/13                           |
| Rebounds                    | 63 by <b>Maryland, 3/2/14</b>           | 20 by <b>Delaware State, 12/27/10</b>                |
| Offensive Rebounds          | 24 by <b>Louisville, 1/10/16</b>        | 1 by Boston College, 1/12/12                         |
| Assists                     | 26 by Florida State, 2/5/17             | 2 by <b>Charleston Southern, 12/18/18</b>            |
| Turnovers                   | 25 by <b>The Citadel, 1/1/13</b>        | 4 by Temple, 11/21/13                                |
| Blocked Shots               | 11 by Virginia, 12/22/21                | 0 by many (12), last by Hofstra, 11/17/17            |
| Steals                      | 17 by Alabama, 12/12/20                 | 0 by Hofstra, 11/17/17                               |
| Fouls                       | 32 by <b>Western Carolina, 11/12/10</b> | 8 by <b>College of Charleston, 11/19/11</b>          |

| CATEGORY              | CLEMSON INDIVIDUAL BEST   | OPPONENT INDIVIDUAL BEST  |
|-----------------------|---|---|
| Points                | 33 by Jaron Blossomgame vs. NC State, 2/20/16   | 40 by Harrison Barnes (North Carolina), 3/12/11   |
| Field Goals Made      | 13 by many (3), last by Jaron Blossomgame vs. Notre Dame, 2/8/16                              | 12 by many (5), last Landers Nolley II (Virginia Tech), 11/5/19   |
| Field Goal Attempts   | 24 by K.J. McDaniels vs. Notre Dame, 2/11/14  | 23 by <b>Landers Nolley II (Virginia Tech), 11/5/19</b>   |
| Field Goal Perfection | 7 by <b>Adonis Filer vs. The Citadel, 1/1/13</b><br>Nick Honor (Temple), 11/18/21             | 5 by Theo Pinson (North Carolina), 12/30/15<br><b>Trey Murphy III (Virginia), 1/16/21</b>   |
| 3-Pointers Made       | 8 by Marcquise Reed vs. Virginia Tech, 2/21/18  | 8 by Lamar Peters (Mississippi State), 12/8/18  |
| 3-Point Attempts      | 20 by Marcquise Reed vs. Virginia Tech, 2/21/18   | 12 by Zane Johnson (Hawaii), 12/25/11<br><b>Andrew White III (Syracuse), 2/7/17</b><br>Gavin Block (Ohio), 11/16/17<br><b>Demontrae Jefferson (Texas Southern), 11/24/17</b><br>Ty-Shon Alexander (Creighton), 11/21/18<br><b>Antoine Davis (Detroit Mercy), 11/17/19</b> |
| 3-Point Perfection    | 5 by <b>Gabe DeVoe vs. Texas Southern, 11/24/17</b>   | 5 by Christian James (Oklahoma), 11/20/16<br><b>Chris Childs (Bryant), 11/15/21</b>   |
| Free Throws Made      | 16 by <b>Milton Jennings vs. Virginia Tech, 1/27/13</b>                                       | 15 by Marcus Georges-Hunt (Georgia Tech), 3/9/16  |
| Free Throw Attempts   | 18 by <b>Milton Jennings vs. Virginia Tech, 1/27/13</b>                                       | 16 by Marcus Georges-Hunt (Georgia Tech), 3/9/16  |
| Free Throw Perfection | 9 by many (4), last by PJ Hall vs. Drake, 12/11/21  | 8 by Erick Green (Virginia Tech), 3/8/12<br>Charles Mann (Georgia), 12/22/15<br>Jordan Dartis (Ohio), 11/16/17<br>Theo Pinson (North Carolina), 1/16/18   |
| Rebounds              | 16 by <b>Elijah Thomas vs. Texas Southern, 11/24/17</b>                                       | 20 by John Mooney (Notre Dame), 3/9/19  |
| Offensive Rebounds    | 8 by many (4), last by Sidy Dijitte vs. Florida State, 2/5/17                                 | 8 by Jordan Murphy (Minnesota), 11/30/15  |
| Assists               | 11 by Marcquise Reed vs. Georgia Tech, 1/28/18<br><b>Clyde Trapp vs. Syracuse, 2/6/21</b>     | 13 by Kendall Marshall (North Carolina), 2/18/12  |
| Blocked Shots         | 8 by <b>Jerai Grant vs. East Carolina, 12/29/10</b><br>Landry Nnoko vs. Virginia Tech, 2/6/16 | 7 by James Banks III (Georgia Tech), 2/6/19   |
| Steals                | 6 by <b>Avry Holmes vs. Georgia Tech, 2/13/16</b>   | 5 by many (4), last by Lavar Batts (NC State), 1/11/18  |
| Minutes               | 48 by <b>^K.J. McDaniels vs. Maryland, 3/2/14</b>   | 50 by <b>^Eric Atkins (Notre Dame), 2/11/14</b>   |

Bold denotes a Clemson home game; ^ - denotes one overtime period.

# GAME-BY-GAME RESULTS

|                     | W/L | FG-FGA | Pct. | 3pt-A | Pct. | FT-FTA | Pct.  | OR | DR | Tot | PF | A  | TO | BLK | Stl | 1H | 2H | OT  | Pts |
|---------------------|-----|--------|------|-------|------|--------|-------|----|----|-----|----|----|----|-----|-----|----|----|-----|-----|
| Clemson             | W   | 21-45  | .467 | 8-19  | .421 | 14-25  | .560  | 4  | 28 | 32  | 13 | 12 | 14 | 2   | 4   | 24 | 40 | N/A | 64  |
| Presbyterian        |     | 21-59  | .356 | 3-24  | .125 | 8-10   | .800  | 12 | 26 | 38  | 18 | 12 | 15 | 1   | 6   | 32 | 21 | N/A | 53  |
| Clemson             | W   | 23-49  | .469 | 9-21  | .429 | 21-29  | .724  | 11 | 26 | 37  | 21 | 11 | 19 | 4   | 8   | 39 | 37 | N/A | 76  |
| Wofford             |     | 21-58  | .362 | 5-23  | .217 | 21-24  | .875  | 12 | 19 | 31  | 26 | 8  | 14 | 1   | 6   | 31 | 37 | N/A | 68  |
| Clemson             | W   | 35-62  | .565 | 10-18 | .556 | 13-18  | .722  | 9  | 30 | 39  | 11 | 20 | 7  | 2   | 4   | 52 | 41 | N/A | 93  |
| Bryant              |     | 26-61  | .426 | 9-27  | .333 | 9-11   | .818  | 6  | 21 | 27  | 14 | 14 | 9  | 2   | 4   | 40 | 30 | N/A | 70  |
| Clemson             | W   | 30-55  | .545 | 11-21 | .524 | 4-6    | .667  | 6  | 24 | 30  | 11 | 16 | 9  | 2   | 6   | 38 | 37 | N/A | 75  |
| Temple              |     | 19-53  | .358 | 4-20  | .200 | 6-9    | .667  | 10 | 21 | 31  | 13 | 8  | 14 | 6   | 6   | 26 | 22 | N/A | 48  |
| Clemson             | L   | 26-58  | .448 | 9-23  | .391 | 4-8    | .500  | 6  | 26 | 32  | 12 | 12 | 6  | 3   | 6   | 36 | 29 | N/A | 65  |
| St. Bonaventure     |     | 23-54  | .426 | 14-24 | .583 | 8-8    | 1.000 | 5  | 28 | 33  | 10 | 15 | 9  | 5   | 3   | 26 | 42 | N/A | 68  |
| Clemson             | L   | 22-40  | .550 | 5-14  | .357 | 10-18  | .556  | 4  | 23 | 27  | 16 | 12 | 20 | 1   | 5   | 34 | 25 | N/A | 59  |
| West Virginia       |     | 26-61  | .426 | 5-19  | .263 | 9-11   | .818  | 13 | 18 | 31  | 16 | 11 | 12 | 4   | 9   | 35 | 31 | N/A | 66  |
| Clemson             | W   | 34-70  | .486 | 12-29 | .414 | 11-12  | .917  | 13 | 31 | 44  | 15 | 19 | 10 | 2   | 9   | 37 | 54 | N/A | 91  |
| Charleston Southern |     | 18-61  | .295 | 8-27  | .296 | 15-15  | 1.000 | 11 | 23 | 34  | 13 | 6  | 17 | 0   | 3   | 24 | 35 | N/A | 59  |
| Clemson             | L   | 23-59  | .390 | 4-18  | .222 | 14-19  | .737  | 10 | 29 | 39  | 22 | 13 | 9  | 3   | 3   | 25 | 39 | N/A | 64  |
| Rutgers             |     | 26-60  | .433 | 7-19  | .368 | 15-26  | .577  | 12 | 28 | 40  | 16 | 15 | 7  | 1   | 4   | 33 | 41 | N/A | 74  |
| Clemson             | L   | 27-56  | .482 | 9-21  | .429 | 12-14  | .857  | 13 | 26 | 39  | 18 | 16 | 18 | 0   | 5   | 40 | 35 | N/A | 75  |
| Miami               |     | 27-55  | .491 | 11-25 | .440 | 15-17  | .882  | 4  | 17 | 21  | 14 | 18 | 8  | 6   | 7   | 34 | 46 | N/A | 80  |
| Clemson             | W   | 28-60  | .467 | 11-26 | .423 | 23-27  | .852  | 12 | 26 | 38  | 17 | 17 | 10 | 1   | 7   | 39 | 35 | 16  | 90  |
| Drake               |     | 28-60  | .467 | 11-31 | .355 | 13-16  | .813  | 7  | 20 | 27  | 22 | 15 | 10 | 2   | 5   | 32 | 42 | 6   | 80  |
| Clemson             | W   | 30-59  | .508 | 13-24 | .542 | 16-18  | .889  | 8  | 27 | 35  | 13 | 21 | 8  | 6   | 4   | 36 | 53 | N/A | 89  |
| Miami (Ohio)        |     | 26-61  | .426 | 11-30 | .367 | 13-16  | .813  | 11 | 23 | 34  | 16 | 9  | 9  | 1   | 3   | 35 | 41 | N/A | 76  |
| Clemson             | W   | 21-63  | .333 | 5-22  | .227 | 23-31  | .742  | 19 | 32 | 51  | 18 | 10 | 14 | 5   | 5   | 30 | 40 | N/A | 70  |
| South Carolina      |     | 18-55  | .327 | 5-20  | .250 | 15-20  | .750  | 8  | 27 | 35  | 29 | 4  | 15 | 7   | 2   | 24 | 32 | N/A | 56  |
| Clemson             | W   | 28-59  | .475 | 8-22  | .364 | 3-8    | .375  | 8  | 27 | 35  | 17 | 12 | 7  | 1   | 7   | 35 | 32 | N/A | 67  |
| Virginia            |     | 15-41  | .366 | 6-22  | .273 | 14-19  | .737  | 2  | 24 | 26  | 10 | 7  | 14 | 11  | 4   | 27 | 23 | N/A | 50  |
| Clemson             | L   | 23-50  | .460 | 9-20  | .450 | 10-16  | .625  | 6  | 17 | 23  | 18 | 17 | 9  | 4   | 2   | 37 | 28 | N/A | 65  |
| Virginia            |     | 25-46  | .543 | 4-14  | .286 | 21-24  | .875  | 6  | 22 | 28  | 17 | 12 | 9  | 4   | 4   | 36 | 39 | N/A | 75  |
| Clemson             | W   | 28-57  | .491 | 3-10  | .300 | 11-13  | .846  | 7  | 29 | 36  | 17 | 10 | 16 | 5   | 9   | 30 | 40 | N/A | 70  |
| NC State            |     | 19-60  | .317 | 9-28  | .321 | 18-23  | .783  | 13 | 23 | 36  | 18 | 8  | 15 | 2   | 12  | 28 | 37 | N/A | 65  |

# 2021-22 BOX SCORES

| <b>1</b>                            | <b>CLEMSON PRESBYTERIAN</b> | <b>64</b>   |              |                |           |           |           |           |          |          |            |
|-------------------------------------|-----------------------------|-------------|--------------|----------------|-----------|-----------|-----------|-----------|----------|----------|------------|
| Nov. 9, 2021                        | ATTENDANCE: 6,144           | <b>53</b>   |              |                |           |           |           |           |          |          |            |
| LITTLEJOHN COLISEUM / CLEMSON, S.C. |                             |             |              |                |           |           |           |           |          |          |            |
| CLEMSON                             | FG                          | 3FG         | FT           | REB            | PF        | TP        | A         | TO        | B        | S        | MIN        |
| Tyson f                             | 4-7                         | 2-5         | 4-5          | 0-7            | 1         | 14        | 0         | 2         | 0        | 1        | 28         |
| Hall f                              | 2-4                         | 1-2         | 1-4          | 1-7            | 2         | 6         | 1         | 4         | 2        | 1        | 30         |
| Dawes g                             | 7-16                        | 4-9         | 3-3          | 0-0            | 0         | 21        | 2         | 3         | 0        | 1        | 36         |
| Honor g                             | 1-5                         | 0-2         | 0-0          | 1-2            | 0         | 2         | 4         | 1         | 0        | 0        | 17         |
| Collins g                           | 5-7                         | 1-2         | 3-9          | 0-5            | 3         | 14        | 3         | 2         | 0        | 1        | 36         |
| Schieffelin g                       | 0-0                         | 0-0         | 0-0          | 1-1            | 2         | 0         | 0         | 1         | 0        | 0        | 5          |
| Hemenway                            | 1-2                         | 0-0         | 0-0          | 0-2            | 2         | 0         | 0         | 0         | 0        | 0        | 13         |
| Bohannon                            | 0-1                         | 0-0         | 0-0          | 1-2            | 3         | 0         | 1         | 0         | 0        | 0        | 21         |
| Hunter                              | 1-3                         | 0-0         | 3-4          | 0-1            | 1         | 5         | 1         | 0         | 0        | 0        | 13         |
| Middlebrooks                        | 0-0                         | 0-0         | 0-0          | 1-0            | 1         | 0         | 0         | 0         | 0        | 0        | 1          |
| TEAM                                |                             |             | 0-2          |                |           |           |           |           |          |          | 1          |
| <b>Totals</b>                       | <b>21-45</b>                | <b>8-19</b> | <b>14-25</b> | <b>4-28-32</b> | <b>13</b> | <b>64</b> | <b>12</b> | <b>14</b> | <b>2</b> | <b>4</b> | <b>200</b> |
| <b>Pct.</b>                         | <b>46.7</b>                 | <b>42.1</b> | <b>56.0</b>  | <b>DR: 5.0</b> |           |           |           |           |          |          |            |

FG (1st Half: 7-20 35.0%; 2nd Half: 14-25 56.0%)  
 3FG (1st Half: 3-10 30.0%; 2nd Half: 5-9 55.6%)  
 FT (1st Half: 7-15 46.7%; 2nd Half: 7-10 70.0%)

| PRESBYTERIAN    | FG           | 3FG         | FT          | REB             | PF        | TP        | A         | TO        | B        | S        | MIN        |
|-----------------|--------------|-------------|-------------|-----------------|-----------|-----------|-----------|-----------|----------|----------|------------|
| Hill f          | 2-5          | 0-1         | 0-0         | 3-4             | 2         | 4         | 0         | 1         | 0        | 1        | 15         |
| Harrison g      | 3-16         | 0-8         | 6-7         | 1-3             | 2         | 12        | 4         | 0         | 1        | 37       |            |
| Stewart g       | 3-4          | 1-2         | 0-0         | 0-2             | 4         | 7         | 0         | 5         | 0        | 1        | 26         |
| Younger g       | 5-11         | 1-6         | 1-2         | 3-1             | 2         | 12        | 0         | 1         | 0        | 1        | 35         |
| Reddish-Rhone g | 4-11         | 0-4         | 0-0         | 0-5             | 2         | 8         | 5         | 2         | 1        | 0        | 33         |
| Thrash          | 1-4          | 0-0         | 0-0         | 2-0             | 2         | 0         | 0         | 0         | 0        | 0        | 14         |
| Ard Jr.         | 0-2          | 0-0         | 0-0         | 0-1             | 0         | 0         | 0         | 0         | 0        | 0        | 5          |
| McCormack       | 2-5          | 0-2         | 1-1         | 2-5             | 1         | 5         | 3         | 1         | 0        | 2        | 24         |
| Graham          | 1-1          | 1-1         | 0-0         | 1-1             | 3         | 0         | 1         | 0         | 0        | 0        | 7          |
| Barnett         | 0-0          | 0-0         | 0-0         | 0-0             | 1         | 0         | 0         | 0         | 0        | 0        | 2          |
| TEAM            |              |             | 1-4         |                 |           |           |           |           |          |          | 0          |
| <b>Totals</b>   | <b>21-59</b> | <b>3-24</b> | <b>8-10</b> | <b>12-26-38</b> | <b>18</b> | <b>53</b> | <b>12</b> | <b>15</b> | <b>1</b> | <b>6</b> | <b>200</b> |
| <b>Pct.</b>     | <b>35.6</b>  | <b>12.5</b> | <b>80.0</b> | <b>DR: 0.0</b>  |           |           |           |           |          |          |            |

FG (1st Half: 13-32 40.6%; 2nd Half: 8-27 29.6%)  
 3FG (1st Half: 2-14 14.3%; 2nd Half: 1-10 10.0%)  
 FT (1st Half: 4-4 100%; 2nd Half: 4-6 66.7%)

OFFICIALS: Clarence Armstrong, Nick Heater, JW Lucas  
 TECHNICAL FOULS: None

| SCORE BY PERIODS | 1ST | 2ND | TOTAL |
|------------------|-----|-----|-------|
| Clemson          | 24  | 40  | 64    |
| Presbyterian     | 32  | 21  | 53    |

| <b>2</b>                            | <b>CLEMSON WOFFORD</b> | <b>76</b>   |              |                 |           |           |           |           |          |          |            |
|-------------------------------------|------------------------|-------------|--------------|-----------------|-----------|-----------|-----------|-----------|----------|----------|------------|
| Nov. 12, 2021                       | ATTENDANCE: 8,118      | <b>68</b>   |              |                 |           |           |           |           |          |          |            |
| LITTLEJOHN COLISEUM / CLEMSON, S.C. |                        |             |              |                 |           |           |           |           |          |          |            |
| CLEMSON                             | FG                     | 3FG         | FT           | REB             | PF        | TP        | A         | TO        | B        | S        | MIN        |
| Tyson f                             | 5-10                   | 2-5         | 0-0          | 1-4             | 4         | 12        | 0         | 3         | 1        | 1        | 34         |
| Hall f                              | 6-8                    | 3-4         | 7-10         | 2-6             | 4         | 22        | 0         | 3         | 0        | 0        | 26         |
| Dawes g                             | 3-6                    | 3-5         | 4-5          | 0-5             | 3         | 13        | 1         | 3         | 0        | 0        | 25         |
| Honor g                             | 4-10                   | 1-3         | 2-3          | 0-2             | 4         | 11        | 4         | 2         | 0        | 5        | 35         |
| Collins g                           | 3-7                    | 0-2         | 1-2          | 0-1             | 3         | 7         | 2         | 6         | 0        | 2        | 30         |
| Hunter                              | 0-3                    | 0-2         | 2-2          | 3-3             | 0         | 2         | 1         | 0         | 1        | 0        | 18         |
| Middlebrooks                        | 0-0                    | 0-0         | 0-0          | 0-0             | 0         | 0         | 0         | 0         | 1        | 0        | 1          |
| Hemenway                            | 0-0                    | 0-0         | 2-2          | 1-0             | 1         | 2         | 0         | 0         | 0        | 0        | 10         |
| Bohannon                            | 2-4                    | 0-0         | 1-2          | 2-5             | 1         | 5         | 3         | 2         | 1        | 0        | 13         |
| Schieffelin                         | 0-1                    | 0-0         | 2-3          | 1-2             | 2         | 2         | 0         | 0         | 0        | 0        | 7          |
| TEAM                                |                        |             | 0-2          |                 |           |           |           |           |          |          | 0          |
| <b>Totals</b>                       | <b>23-49</b>           | <b>9-21</b> | <b>21-29</b> | <b>11-26-37</b> | <b>21</b> | <b>76</b> | <b>11</b> | <b>19</b> | <b>4</b> | <b>8</b> | <b>200</b> |
| <b>Pct.</b>                         | <b>46.9</b>            | <b>42.9</b> | <b>72.4</b>  | <b>DR: 4.0</b>  |           |           |           |           |          |          |            |

FG (1st Half: 11-22 50.0%; 2nd Half: 12-27 44.4%)  
 3FG (1st Half: 5-11 45.5%; 2nd Half: 4-10 40.0%)  
 FT (1st Half: 12-13 92.3%; 2nd Half: 9-16 56.3%)

| WOFFORD       | FG           | 3FG         | FT           | REB            | PF        | TP        | A         | TO       | B         | S        | MIN      |
|---------------|--------------|-------------|--------------|----------------|-----------|-----------|-----------|----------|-----------|----------|----------|
| Bigelow f     | 0-3          | 0-3         | 8-9          | 1-2            | 3         | 4         | 8         | 2        | 0         | 0        | 20       |
| Jones f       | 6-11         | 0-1         | 4-6          | 4-1            | 5         | 16        | 0         | 0        | 0         | 1        | 27       |
| Mack c        | 2-10         | 0-3         | 2-2          | 2-1            | 3         | 4         | 6         | 0        | 1         | 1        | 24       |
| Klesmit g     | 3-8          | 0-3         | 4-4          | 0-1            | 1         | 5         | 10        | 0        | 0         | 0        | 26       |
| Larson g      | 2-6          | 1-3         | 2-2          | 1-1            | 3         | 7         | 4         | 1        | 0         | 1        | 31       |
| Safford       | 2-7          | 1-5         | 0-0          | 1-3            | 3         | 5         | 1         | 1        | 0         | 1        | 23       |
| Godwin        | 2-4          | 0-0         | 0-0          | 1-2            | 1         | 4         | 0         | 0        | 0         | 1        | 12       |
| Patterson     | 2-3          | 2-3         | 0-0          | 0-1            | 0         | 6         | 0         | 2        | 0         | 2        | 16       |
| L. Turner     | 0-0          | 0-0         | 0-0          | 0-1            | 0         | 0         | 0         | 0        | 0         | 0        | 5        |
| K. Turner     | 2-6          | 1-2         | 1-1          | 1-2            | 1         | 6         | 1         | 2        | 0         | 0        | 15       |
| TEAM          |              |             | 1-0          |                |           |           |           |          |           |          | 1        |
| <b>Totals</b> | <b>21-58</b> | <b>5-23</b> | <b>21-24</b> | <b>12-19</b>   | <b>31</b> | <b>26</b> | <b>68</b> | <b>8</b> | <b>14</b> | <b>1</b> | <b>6</b> |
| <b>Pct.</b>   | <b>36.2</b>  | <b>21.7</b> | <b>87.5</b>  | <b>DR: 2.0</b> |           |           |           |          |           |          |          |

FG (1st Half: 11-27 40.7%; 2nd Half: 10-31 32.3%)  
 3FG (1st Half: 3-12 25.0%; 2nd Half: 2-11 18.2%)  
 FT (1st Half: 6-8 75.0%; 2nd Half: 15-16 93.8%)

OFFICIALS: Doug Shows, Tony Greene, Chuck Jones  
 TECHNICAL FOULS: None

| SCORE BY PERIODS | 1ST | 2ND | TOTAL |
|------------------|-----|-----|-------|
| Clemson          | 39  | 37  | 76    |
| Wofford          | 31  | 37  | 68    |

| <b>3</b>                            | <b>CLEMSON BRYANT</b> | <b>93</b>    |              |                |           |           |           |           |          |          |          |
|-------------------------------------|-----------------------|--------------|--------------|----------------|-----------|-----------|-----------|-----------|----------|----------|----------|
| Nov. 15, 2021                       | ATTENDANCE: 5,411     | <b>70</b>    |              |                |           |           |           |           |          |          |          |
| LITTLEJOHN COLISEUM / CLEMSON, S.C. |                       |              |              |                |           |           |           |           |          |          |          |
| CLEMSON                             | FG                    | 3FG          | FT           | REB            | PF        | TP        | A         | TO        | B        | S        | MIN      |
| Tyson f                             | 8-13                  | 2-3          | 2-2          | 1-4            | 5         | 20        | 1         | 1         | 0        | 0        | 22       |
| Hall f                              | 7-13                  | 0-1          | 0-0          | 2-3            | 5         | 24        | 3         | 0         | 1        | 0        | 23       |
| Dawes g                             | 3-5                   | 3-5          | 2-2          | 0-5            | 0         | 11        | 0         | 1         | 0        | 1        | 29       |
| Honor g                             | 6-10                  | 3-6          | 1-1          | 0-0            | 0         | 16        | 7         | 1         | 0        | 1        | 26       |
| Collins g                           | 3-6                   | 1-1          | 3-3          | 2-7            | 1         | 10        | 2         | 0         | 0        | 1        | 23       |
| Hemenway                            | 2-4                   | 1-1          | 3-3          | 1-2            | 3         | 5         | 0         | 1         | 0        | 0        | 13       |
| Bohannon                            | 1-2                   | 0-0          | 0-0          | 1-3            | 2         | 2         | 3         | 1         | 0        | 0        | 18       |
| Schieffelin                         | 3-3                   | 0-0          | 0-2          | 2-4            | 1         | 6         | 1         | 0         | 0        | 1        | 15       |
| Hunter                              | 2-5                   | 0-1          | 3-4          | 0-3            | 2         | 7         | 3         | 0         | 0        | 0        | 20       |
| Middlebrooks                        | 0-0                   | 0-0          | 2-2          | 0-0            | 1         | 2         | 0         | 0         | 0        | 0        | 3        |
| Fox                                 | 0-0                   | 0-0          | 0-0          | 0-0            | 0         | 0         | 0         | 0         | 0        | 0        | 1        |
| Foster                              | 0-0                   | 0-0          | 0-0          | 0-1            | 0         | 0         | 0         | 0         | 1        | 0        | 1        |
| Nauseef                             | 0-1                   | 0-0          | 0-0          | 0-0            | 0         | 0         | 0         | 0         | 0        | 0        | 1        |
| TEAM                                |                       |              | 0-0          |                |           |           |           |           |          |          | 1        |
| <b>Totals</b>                       | <b>35-62</b>          | <b>10-18</b> | <b>13-18</b> | <b>9-30</b>    | <b>39</b> | <b>11</b> | <b>93</b> | <b>20</b> | <b>7</b> | <b>2</b> | <b>4</b> |
| <b>Pct.</b>                         | <b>56.5</b>           | <b>55.6</b>  | <b>72.2</b>  | <b>DR: 2.0</b> |           |           |           |           |          |          |          |

FG (1st Half: 21-33 63.6%; 2nd Half: 14-29 48.3%)  
 3FG (1st Half: 7-11 63.6%; 2nd Half: 3-7 42.9%)  
 FT (1st Half: 3-8 37.5%; 2nd Half: 10-10 100.0%)

| BRYANT        | FG           | 3FG         | FT          | REB            | PF        | TP        | A         | TO        | B        | S        | MIN      |
|---------------|--------------|-------------|-------------|----------------|-----------|-----------|-----------|-----------|----------|----------|----------|
| Elisias f     | 1-5          | 0-2         | 2-2         | 0-1            | 5         | 4         | 0         | 2         | 1        | 0        | 17       |
| Eleeda g      | 0-2          | 0-2         | 0-0         | 0-1            | 1         | 0         | 0         | 0         | 0        | 0        | 18       |
| Brelsford g   | 3-6          | 0-2         | 2-2         | 1-2            | 3         | 8         | 2         | 0         | 0        | 0        | 23       |
| Pride g       | 2-10         | 1-5         | 3-3         | 1-2            | 0         | 8         | 3         | 1         | 0        | 2        | 26       |
| Kiss g        | 10-20        | 2-4         | 2-2         | 2-6            | 0         | 24        | 4         | 1         | 0        | 2        | 36       |
| Calixte       | 3-5          | 0-1         | 0-0         | 0-1            | 2         | 6         | 1         | 0         | 1        | 0        | 19       |
| Childs        | 5-6          | 5-5         | 0-0         | 1-0            | 1         | 15        | 1         | 0         | 0        | 0        | 22       |
| Hurtado       | 2-5          | 1-4         | 0-2         | 1-4            | 5         | 2         | 4         | 0         | 0        | 0        | 17       |
| Coleman       | 0-2          | 0-2         | 0-0         | 0-1            | 1         | 0         | 1         | 0         | 0        | 0        | 10       |
| Bans          | 0-0          | 0-0         | 0-0         | 0-0            | 0         | 0         | 0         | 0         | 0        | 0        | 10       |
| <b>Totals</b> | <b>26-61</b> | <b>9-27</b> | <b>9-11</b> | <b>6-21</b>    | <b>27</b> | <b>14</b> | <b>70</b> | <b>14</b> | <b>9</b> | <b>2</b> | <b>4</b> |
| <b>Pct.</b>   | <b>42.6</b>  | <b>33.3</b> | <b>81.8</b> | <b>DR: 1.0</b> |           |           |           |           |          |          |          |

FG (1st Half: 16-30 53.3%; 2nd Half: 10-31 32.3%)  
 3FG (1st Half: 7-11 63.6%; 2nd Half: 2-16 12.5%)  
 FT (1st Half: 1-1 100.0%; 2nd Half: 8-10 80.0%)

OFFICIALS: Ron Groover, Jamie Luckie, Mark Schnur  
 TECHNICAL FOULS: None

| SCORE BY PERIODS | 1ST | 2ND | TOTAL |
|------------------|-----|-----|-------|
| Clemson          | 52  | 41  | 93    |
| Bryant           | 40  | 30  | 70    |

| <b>4</b>                    | <b>TEMPLE CLEMSON</b> | <b>93</b> |     |     |    |    |   |    |   |    |     |
|-----------------------------|-----------------------|-----------|-----|-----|----|----|---|----|---|----|-----|
| Nov. 18, 2021               | ATTENDANCE: 3,639     | <b>70</b> |     |     |    |    |   |    |   |    |     |
| TD ARENA / CHARLESTON, S.C. |                       |           |     |     |    |    |   |    |   |    |     |
| TEMPLE                      | FG                    | 3FG       | FT  | REB | PF | TP | A | TO | B | S  | MIN |
| Tolbert f                   | 3-6                   | 0-1       | 1-1 | 2-3 | 0  | 7  | 1 | 1  | 0 | 0  | 30  |
| Forrester f                 | 1-1                   | 0-0       | 0-0 | 1-1 | 2  | 2  | 0 | 0  | 0 | 0  | 14  |
| Battle g                    | 2-7                   | 0-4       | 0-0 | 0-1 | 3  | 4  | 1 | 3  | 1 | 0  | 28  |
| Dunn g                      | 4-12                  | 1-3       | 4-4 | 1-6 | 1  | 13 | 0 | 0  | 0 | 0  | 30  |
| Williams g                  | 2-2                   | 0-0       | 0-2 | 0-1 | 1  | 4  | 1 | 4  | 0 | 0  | 21  |
| Jourdain                    | 1-3                   | 0-2       | 0-0 | 2-2 | 1  | 2  | 1 | 2  | 5 | 19 |     |
| White                       | 0-4                   | 0-3       | 0-0 | 0-3 | 2  | 0  | 0 | 1  | 1 | 0  | 12  |
| Strickland                  | 6-14                  | 3-6       | 1-2 | 2-0 | 2  | 16 | 1 | 2  | 2 | 0  | 18  |
| Hicks                       | 0-2                   | 0-1       | 0-0 | 0-2 | 1  | 0  | 3 | 0  | 0 | 0  | 14  |
| Okpomo                      | 0-1                   | 0-0       | 0-0 | 1-  |    |    |   |    |   |    |     |

# 2021-22 BOX SCORES

**7** CLEMSON CHARLESTON SOUTHERN 91 59  
 Nov. 26, 2021 ATTENDANCE: 5,770  
 LITTLEJOHN COLISEUM / CLEMSON, S.C.

| CLEMSON       | FG    | 3FG   | FT    | REB     | PF | TP | A  | TO | B  | S | MIN   |
|---------------|-------|-------|-------|---------|----|----|----|----|----|---|-------|
| Tyson f       | 3-10  | 1-5   | 2-2   | 3-3     | 1  | 9  | 2  | 0  | 0  | 2 | 23    |
| Hall f        | 4-7   | 1-2   | 1-2   | 0-2     | 2  | 3  | 10 | 2  | 1  | 0 | 13    |
| Dawes g       | 6-8   | 3-5   | 1-1   | 1-6     | 2  | 16 | 2  | 1  | 0  | 0 | 28    |
| Honor g       | 6-10  | 3-5   | 2-2   | 0-1     | 1  | 17 | 7  | 0  | 0  | 2 | 26    |
| Collins g     | 3-6   | 0-1   | 3-3   | 1-5     | 1  | 9  | 0  | 1  | 0  | 3 | 25    |
| Schieffelin g | 1-2   | 1-2   | 0-0   | 2-2     | 0  | 3  | 1  | 1  | 0  | 0 | 14    |
| Hunter        | 1-6   | 0-1   | 0-0   | 0-2     | 2  | 1  | 2  | 2  | 0  | 1 | 19    |
| Bohannon      | 5-8   | 0-0   | 0-0   | 3-4     | 2  | 10 | 2  | 0  | 0  | 0 | 19    |
| Middlebrooks  | 2-3   | 0-0   | 2-2   | 1-2     | 3  | 6  | 2  | 1  | 0  | 2 | 11    |
| Hemenway      | 2-8   | 2-6   | 0-0   | 0-2     | 3  | 6  | 0  | 1  | 0  | 0 | 17    |
| Fox           | 1-1   | 1-1   | 0-0   | 0-1     | 1  | 3  | 0  | 1  | 0  | 0 | 3     |
| Foster        | 0-0   | 0-0   | 0-0   | 0-0     | 0  | 0  | 0  | 1  | 0  | 0 | 1     |
| Nauseef       | 0-1   | 0-1   | 0-0   | 0-0     | 0  | 0  | 0  | 0  | 0  | 0 | 1     |
| TEAM          |       |       |       | 2-3     |    |    |    |    |    |   | 0     |
| Totals        | 34-70 | 12-29 | 11-12 | 13-31   | 44 | 15 | 91 | 19 | 10 | 2 | 9 200 |
| Pct.          | 48.6  | 41.4  | 91.7  | DR: 1.0 |    |    |    |    |    |   |       |

FG (1st Half: 14-31 45.2%; 2nd Half: 20-39 51.3%)  
 3FG (1st Half: 5-14 35.7%; 2nd Half: 7-15 46.7%)  
 FT (1st Half: 4-5 80.0%; 2nd Half: 7-7 100.0%)

| CHARLESTON SOUTHERN | FG    | 3FG  | FT    | REB     | PF | TP | A  | TO | B  | S | MIN   |
|---------------------|-------|------|-------|---------|----|----|----|----|----|---|-------|
| Faye f              | 1-2   | 1-2  | 2-2   | 1-4     | 3  | 5  | 1  | 2  | 0  | 0 | 13    |
| Bowser c            | 1-3   | 0-0  | 2-2   | 3-2     | 1  | 4  | 0  | 1  | 0  | 0 | 17    |
| Buskey g            | 2-10  | 0-5  | 0-0   | 0-3     | 1  | 4  | 1  | 0  | 0  | 0 | 29    |
| Florence g          | 1-4   | 0-1  | 2-2   | 0-3     | 3  | 4  | 0  | 2  | 0  | 0 | 21    |
| Chavez g            | 4-9   | 4-8  | 2-2   | 0-2     | 1  | 14 | 0  | 3  | 0  | 0 | 25    |
| Clinton             | 4-8   | 0-1  | 3-3   | 1-2     | 3  | 11 | 2  | 4  | 0  | 2 | 23    |
| Kelly               | 1-4   | 0-0  | 2-2   | 0-1     | 2  | 4  | 0  | 3  | 0  | 0 | 20    |
| Knox                | 0-2   | 0-2  | 0-0   | 0-1     | 1  | 1  | 0  | 1  | 0  | 0 | 18    |
| Harris Jr.          | 1-10  | 0-3  | 2-2   | 1-2     | 4  | 1  | 1  | 0  | 0  | 0 | 18    |
| Moore               | 3-6   | 3-5  | 0-0   | 0-2     | 1  | 9  | 0  | 0  | 0  | 1 | 13    |
| Hamrick             | 0-3   | 0-0  | 0-0   | 2-0     | 2  | 0  | 0  | 0  | 0  | 0 | 2     |
| TEAM                |       |      |       | 3-5     |    |    |    |    |    |   | 0     |
| Totals              | 18-61 | 8-27 | 15-15 | 11-23   | 34 | 13 | 59 | 6  | 17 | 0 | 3 200 |
| Pct.                | 29.5  | 29.6 | 100.0 | DR: 1.0 |    |    |    |    |    |   |       |

FG (1st Half: 9-26 34.6%; 2nd Half: 9-35 25.7%)  
 3FG (1st Half: 4-12 33.3%; 2nd Half: 4-15 26.7%)  
 FT (1st Half: 2-2 100.0%; 2nd Half: 13-13 100.0%)

OFFICIALS: Tim Clougherty, Les Jones, Trey Styons  
 TECHNICAL FOULS: None

| SCORE BY PERIODS    | 1ST | 2ND | TOTAL |
|---------------------|-----|-----|-------|
| Clemson             | 37  | 54  | 91    |
| Charleston Southern | 24  | 35  | 59    |

**8** RUTGERS CLEMSON 74 64  
 Nov. 30, 2021 ATTENDANCE: 8,050  
 JERSEY MIKES ARENA / PISCATAWAY, N.J.

| RUTGERS      | FG    | 3FG  | FT    | REB     | PF | TP | A  | TO | B | S | MIN   |    |
|--------------|-------|------|-------|---------|----|----|----|----|---|---|-------|----|
| Omoruyi c    | 4-8   | 0-1  | 3-6   | 3-6     | 1  | 11 | 0  | 0  | 0 | 0 | 23    |    |
| Mulcahy g    | 2-7   | 1-3  | 0-0   | 2-5     | 7  | 2  | 5  | 7  | 1 | 0 | 2     | 35 |
| McConnell g  | 5-7   | 1-2  | 5-9   | 1-5     | 2  | 16 | 2  | 2  | 0 | 1 | 32    |    |
| Harper Jr. g | 8-13  | 4-6  | 3-5   | 2-7     | 3  | 23 | 3  | 2  | 1 | 1 | 33    |    |
| Jones g      | 2-9   | 0-4  | 0-0   | 1-2     | 1  | 4  | 0  | 0  | 0 | 0 | 20    |    |
| Mag          | 1-5   | 0-1  | 0-0   | 1-0     | 1  | 3  | 2  | 1  | 0 | 0 | 13    |    |
| Hyatt        | 3-6   | 1-2  | 4-6   | 0-2     | 3  | 11 | 1  | 1  | 0 | 0 | 21    |    |
| Miller       | 1-3   | 0-0  | 0-0   | 0-0     | 1  | 2  | 0  | 0  | 0 | 0 | 7     |    |
| Agee         | 0-2   | 0-0  | 0-0   | 1-2     | 0  | 0  | 1  | 1  | 0 | 0 | 15    |    |
| TEAM         |       |      |       | 1-2     |    |    |    |    |   |   | 0     |    |
| Totals       | 26-60 | 7-19 | 15-26 | 12-28   | 40 | 16 | 74 | 15 | 7 | 1 | 4 200 |    |
| Pct.         | 43.3  | 36.8 | 57.7  | DR: 4.0 |    |    |    |    |   |   |       |    |

FG (1st Half: 12-33 36.4%; 2nd Half: 14-27 51.9%)  
 3FG (1st Half: 5-12 41.7%; 2nd Half: 2-7 28.6%)  
 FT (1st Half: 4-6 66.7%; 2nd Half: 11-20 55.0%)

| CLEMSON      | FG    | 3FG  | FT    | REB     | PF | TP | A  | TO | B | S | MIN   |    |
|--------------|-------|------|-------|---------|----|----|----|----|---|---|-------|----|
| Tyson f      | 2-9   | 0-2  | 6-6   | 2-3     | 5  | 4  | 10 | 3  | 1 | 0 | 32    |    |
| Hall f       | 5-13  | 0-3  | 0-0   | 1-3     | 4  | 5  | 10 | 0  | 2 | 0 | 19    |    |
| Dawes g      | 2-7   | 2-4  | 0-0   | 0-3     | 0  | 6  | 1  | 2  | 0 | 0 | 34    |    |
| Honor g      | 2-9   | 1-5  | 2-2   | 1-2     | 3  | 4  | 7  | 2  | 0 | 0 | 1     | 30 |
| Collins g    | 6-11  | 1-3  | 5-9   | 0-10    | 10 | 4  | 18 | 2  | 3 | 0 | 1     | 33 |
| Middlebrooks | 0-0   | 0-0  | 0-0   | 0-2     | 2  | 0  | 0  | 1  | 0 | 0 | 4     |    |
| Bohannon     | 4-6   | 0-0  | 0-0   | 3-4     | 1  | 8  | 3  | 2  | 1 | 0 | 24    |    |
| Hunter       | 1-1   | 0-0  | 0-0   | 1-3     | 4  | 2  | 2  | 1  | 0 | 0 | 1     | 14 |
| Schieffelin  | 1-2   | 0-0  | 1-2   | 1-0     | 1  | 2  | 3  | 0  | 0 | 0 | 6     |    |
| Hemenway     | 0-1   | 0-1  | 0-0   | 0-0     | 0  | 0  | 0  | 0  | 0 | 0 | 3     |    |
| TEAM         |       |      |       | 1-2     |    |    |    |    |   |   | 0     |    |
| Totals       | 23-59 | 4-18 | 14-19 | 10-29   | 39 | 22 | 64 | 13 | 9 | 3 | 3 200 |    |
| Pct.         | 39.0  | 22.2 | 73.7  | DR: 3.0 |    |    |    |    |   |   |       |    |

FG (1st Half: 9-27 33.3%; 2nd Half: 14-32 43.8%)  
 3FG (1st Half: 1-9 11.1%; 2nd Half: 3-9 33.3%)  
 FT (1st Half: 6-7 85.7%; 2nd Half: 8-12 66.7%)

OFFICIALS: Kelly Pfeifer, Lewis Garrison, Bill Eck  
 TECHNICAL FOULS: None

| SCORE BY PERIODS | 1ST | 2ND | TOTAL |
|------------------|-----|-----|-------|
| Rutgers          | 33  | 41  | 74    |
| Clemson          | 25  | 39  | 64    |

**9** MIAMI CLEMSON 80 75  
 Dec. 4, 2021 ATTENDANCE: 3,388  
 WATSCO CENTER / CORAL GABLES, FLA.

| MIAMI        | FG    | 3FG   | FT    | REB     | PF | TP | A  | TO | B | S | MIN   |    |
|--------------|-------|-------|-------|---------|----|----|----|----|---|---|-------|----|
| Wardenburg f | 6-10  | 4-7   | 2-2   | 1-2     | 3  | 4  | 18 | 3  | 1 | 2 | 1     | 30 |
| Wong g       | 3-9   | 1-4   | 6-6   | 1-2     | 3  | 2  | 13 | 4  | 1 | 0 | 1     | 31 |
| Moore g      | 3-9   | 1-3   | 1-2   | 0-2     | 2  | 8  | 5  | 2  | 2 | 1 | 35    |    |
| Miller g     | 5-7   | 3-5   | 0-0   | 0-2     | 0  | 13 | 1  | 0  | 1 | 2 | 35    |    |
| McGusty g    | 5-12  | 1-3   | 4-5   | 0-4     | 3  | 15 | 3  | 2  | 0 | 2 | 38    |    |
| Miller Jr.   | 0-0   | 0-0   | 0-0   | 1-0     | 1  | 0  | 0  | 2  | 0 | 0 | 3     |    |
| Joseph       | 1-1   | 1-1   | 0-0   | 0-2     | 1  | 3  | 0  | 0  | 0 | 0 | 8     |    |
| Walker       | 1-2   | 0-0   | 0-0   | 0-0     | 0  | 2  | 0  | 0  | 1 | 0 | 9     |    |
| Poplar       | 3-5   | 0-2   | 0-0   | 0-1     | 1  | 6  | 2  | 0  | 0 | 0 | 9     |    |
| Gak          | 0-0   | 0-0   | 2-2   | 0-0     | 0  | 2  | 0  | 0  | 0 | 0 | 3     |    |
| TEAM         |       |       |       | 1-2     |    |    |    |    |   |   | 0     |    |
| Totals       | 27-55 | 11-25 | 15-17 | 4-17    | 21 | 14 | 80 | 18 | 8 | 6 | 7 200 |    |
| Pct.         | 49.1  | 44.0  | 88.2  | DR: 0.0 |    |    |    |    |   |   |       |    |

FG (1st Half: 12-30 40.0%; 2nd Half: 15-25 60.0%)  
 3FG (1st Half: 5-12 41.7%; 2nd Half: 6-13 46.2%)  
 FT (1st Half: 5-5 100.0%; 2nd Half: 10-12 83.3%)

| CLEMSON      | FG    | 3FG  | FT    | REB     | PF | TP | A  | TO | B  | S | MIN   |
|--------------|-------|------|-------|---------|----|----|----|----|----|---|-------|
| Tyson f      | 3-6   | 2-4  | 2-2   | 1-3     | 4  | 10 | 0  | 1  | 0  | 1 | 26    |
| Hall f       | 6-14  | 0-4  | 6-6   | 1-6     | 2  | 18 | 2  | 2  | 0  | 1 | 36    |
| Dawes g      | 2-5   | 2-4  | 0-0   | 0-1     | 1  | 2  | 6  | 4  | 3  | 0 | 24    |
| Honor g      | 3-9   | 1-4  | 0-0   | 1-4     | 1  | 7  | 1  | 3  | 0  | 2 | 33    |
| Collins g    | 6-11  | 1-1  | 2-4   | 2-7     | 3  | 15 | 5  | 5  | 0  | 1 | 33    |
| Middlebrooks | 0-0   | 0-0  | 0-0   | 1-0     | 1  | 0  | 0  | 1  | 0  | 0 | 2     |
| Hunter       | 5-7   | 3-4  | 2-2   | 0-2     | 4  | 15 | 0  | 0  | 0  | 0 | 23    |
| Bohannon     | 2-4   | 0-0  | 0-0   | 4-6     | 0  | 4  | 4  | 1  | 0  | 0 | 20    |
| Hemenway     | 0-0   | 0-0  | 0-0   | 0-0     | 1  | 0  | 0  | 0  | 0  | 0 | 3     |
| TEAM         |       |      |       | 3-4     |    |    |    |    |    |   | 2     |
| Totals       | 27-56 | 9-21 | 12-14 | 13-26   | 39 | 18 | 75 | 16 | 18 | 0 | 5 200 |
| Pct.         | 48.2  | 42.9 | 85.7  | DR: 1.0 |    |    |    |    |    |   |       |

FG (1st Half: 14-29 48.3%; 2nd Half: 13-27 48.1%)  
 3FG (1st Half: 7-12 58.3%; 2nd Half: 2-9 22.2%)  
 FT (1st Half: 5-6 83.3%; 2nd Half: 7-8 87.5%)

OFFICIALS: Bill Covington Jr., Mike Roberts, Clarence Armstrong  
 TECHNICAL FOULS: None

| SCORE BY PERIODS | 1ST | 2ND | TOTAL |
|------------------|-----|-----|-------|
| Miami            | 34  | 46  | 80    |
| Clemson          | 40  | 35  | 75    |

**10** CLEMSON DRAKE 90 80  
 Dec. 11, 2021 ATTENDANCE: 8,557  
 STATE FARM ARENA / ATLANTA, GA.

| CLEMSON      | FG    | 3FG   | FT    | REB     | PF | TP | A  | TO | B  | S | MIN   |
|--------------|-------|-------|-------|---------|----|----|----|----|----|---|-------|
| Tyson f      | 1-2   | 1-2   | 0-0   | 0-4     | 3  | 3  | 2  | 1  | 0  | 1 | 23    |
| Hall f       | 6-15  | 1-5   | 9-9   | 6-7     | 13 | 2  | 22 | 2  | 3  | 0 | 39    |
| Dawes g      | 5-12  | 3-7   | 6-7   | 0-0     | 1  | 19 | 5  | 0  | 0  | 1 | 35    |
| Honor g      | 3-10  | 2-4   | 4-4   | 1-3     | 1  | 12 | 2  | 2  | 0  | 0 | 25    |
| Collins g    | 6-11  | 0-1   | 4-7   | 3-7     | 10 | 4  | 16 | 1  | 1  | 1 | 26    |
| Hemenway     | 4-6   | 4-6   | 0-0   | 0-3     | 2  | 12 | 2  | 1  | 0  | 2 | 26    |
| Bohannon     | 2-2   | 0-0   | 0-0   | 0-2     | 4  | 4  | 2  | 2  | 0  | 0 | 24    |
| Middlebrooks | 0-0   | 0-0   | 0-0   | 0-0     | 0  | 0  | 0  | 0  | 0  | 0 | 2     |
| Hunter       | 1-2   | 0-1   | 0-0   | 0-0     | 0  | 2  | 1  | 0  | 0  | 1 | 14    |
| TEAM         |       |       |       | 2-0     |    |    |    |    |    |   | 0     |
| Totals       | 28-60 | 11-26 | 23-27 | 12-26   | 38 | 17 | 90 | 17 | 10 | 1 | 7 200 |
| Pct.         | 46.7  | 42.3  | 85.2  | DR: 2.0 |    |    |    |    |    |   |       |

FG (1st Half: 15-31 48.4%; 2nd Half: 10-24 41.7%; OT: 3-5 60.0%)  
 3FG (1st Half: 6-15 40.0%; 2nd Half: 3-7 42.9%; OT: 2-4 50.0%)  
 FT (1st Half: 3-3 100.0%; 2nd Half: 12-14 85.7%; OT: 8-10 80.0%)

| DRAKE      | FG    | 3FG   | FT    | REB     | PF | TP | A  | TO | B  | S | MIN   |
|------------|-------|-------|-------|---------|----|----|----|----|----|---|-------|
| Murphy f   | 3-13  | 2-9   | 2-2   | 1-3     | 4  | 10 | 0  | 1  | 1  | 2 | 41    |
| Hemphill f | 5-9   | 0-0   | 5-8   | 2-6     | 8  | 4  | 15 | 3  | 2  | 0 | 36    |
| Wilkins g  | 4-9   | 3-6   | 2-2   | 0-0     | 3  | 13 | 4  | 2  | 0  | 0 | 36    |
| Sturtz g   | 5-7   | 1-3   | 2-2   | 1-3     | 5  | 13 | 3  | 1  | 1  | 0 | 40    |
| DeVries g  | 6-15  | 5-12  | 2-2   | 0-4     | 2  | 19 | 2  | 0  | 0  | 2 | 39    |
| Akinwale   | 0-1   | 0-1   | 0-0   | 1-0     | 1  | 3  | 0  | 2  | 0  | 0 | 9     |
| Brodie     | 5-6   | 0-0   | 0-0   | 2-3     | 1  | 10 | 1  | 2  | 0  | 0 | 22    |
| Djambouz   | 0-0   | 0-0   | 0-0   | 0-0     | 0  | 0  | 0  | 0  | 0  | 0 | 1     |
| TEAM       |       |       |       | 0-1     |    |    |    |    |    |   | 1     |
| Totals     | 28-60 | 11-31 | 13-16 | 7-20    | 27 | 22 | 80 | 15 | 10 | 2 | 5 200 |
| Pct.       | 46.7  | 35.5  | 81.3  | DR: 2.2 |    |    |    |    |    |   |       |

FG (1st Half: 12-25 48.0%; 2nd Half: 14-28 50.0%; OT: 2-7 28.6%)  
 3FG (1st Half: 6-13 46.2%; 2nd Half: 5-14 35.7%; OT: 0-4 0.0%)<

# 2021-22 BOX SCORES

**13** VIRGINIA CLEMSON 50  
 Dec. 22, 2021 ATTENDANCE: 13,857 67

JOHN PAUL JONES ARENA / CHARLOTTEVILLE, VA.

| CLEMSON     | FG    | 3FG  | FT   | REB     | PF | TP | A  | TO | B | S | MIN |
|-------------|-------|------|------|---------|----|----|----|----|---|---|-----|
| Tyson f     | 6-10  | 3-5  | 2-2  | 0-3-3   | 3  | 17 | 2  | 1  | 0 | 0 | 28  |
| Hall f      | 5-13  | 1-2  | 0-2  | 2-5-7   | 1  | 11 | 1  | 1  | 1 | 1 | 32  |
| Dawes g     | 3-13  | 2-9  | 0-0  | 0-3-3   | 1  | 8  | 1  | 1  | 0 | 2 | 35  |
| Honor g     | 1-4   | 1-3  | 0-0  | 0-3-3   | 2  | 3  | 2  | 0  | 0 | 1 | 22  |
| Collins g   | 5-7   | 0-0  | 1-4  | 4-7-11  | 3  | 11 | 2  | 3  | 0 | 2 | 35  |
| Hunter      | 0-1   | 0-1  | 0-0  | 0-1-1   | 1  | 0  | 1  | 0  | 0 | 0 | 11  |
| Bohannon    | 4-6   | 0-0  | 0-0  | 0-1-1   | 2  | 8  | 2  | 0  | 0 | 1 | 12  |
| Schieffelin | 3-4   | 0-1  | 0-0  | 0-1-1   | 4  | 6  | 1  | 0  | 0 | 0 | 8   |
| Hemenway    | 1-1   | 1-1  | 0-0  | 0-0-0   | 0  | 3  | 0  | 0  | 0 | 0 | 17  |
| TEAM        |       |      |      | 2-3-5   |    |    |    |    |   |   | 1   |
| Totals      | 28-59 | 8-22 | 3-8  | 8-27-35 | 17 | 67 | 12 | 7  | 1 | 7 | 200 |
| Pct.        | 47.5  | 36.4 | 37.5 | DR: 4.0 |    |    |    |    |   |   |     |

FG (1st Half: 15-28 53.6%; 2nd Half: 13-31 41.9%)  
 3FG (1st Half: 5-11 45.5%; 2nd Half: 3-11 27.3%)  
 FT (1st Half: 0-4 0.0%; 2nd Half: 3-4 75.0%)

| VIRGINIA     | FG    | 3FG  | FT    | REB     | PF | TP | A | TO | B  | S | MIN |
|--------------|-------|------|-------|---------|----|----|---|----|----|---|-----|
| Gardner f    | 2-9   | 1-4  | 4-6   | 0-6-6   | 2  | 9  | 1 | 2  | 2  | 0 | 36  |
| Shedrick f   | 0-2   | 0-0  | 2-2   | 1-1-2   | 2  | 2  | 1 | 4  | 6  | 0 | 23  |
| Clark g      | 1-3   | 1-3  | 3-4   | 0-2-2   | 1  | 6  | 3 | 3  | 1  | 1 | 38  |
| Beekman g    | 7-10  | 3-5  | 3-4   | 0-3-3   | 1  | 20 | 1 | 1  | 1  | 3 | 38  |
| Franklin g   | 5-13  | 1-7  | 2-2   | 0-8-8   | 1  | 13 | 1 | 1  | 0  | 0 | 31  |
| Poindexter   | 0-1   | 0-1  | 0-0   | 0-1-1   | 0  | 0  | 0 | 1  | 0  | 0 | 8   |
| Caffaro      | 0-1   | 0-0  | 0-0   | 0-0-0   | 2  | 0  | 0 | 1  | 0  | 0 | 6   |
| Millicic Jr. | 0-2   | 0-2  | 0-0   | 0-0-0   | 0  | 0  | 0 | 1  | 1  | 0 | 10  |
| Stattmann    | 0-0   | 0-0  | 0-0   | 0-0-0   | 0  | 0  | 0 | 0  | 0  | 0 | 4   |
| Murray       | 0-0   | 0-0  | 0-1   | 0-2-2   | 1  | 0  | 0 | 0  | 0  | 0 | 3   |
| McCorkle     | 0-0   | 0-0  | 0-0   | 0-0-0   | 0  | 0  | 0 | 0  | 0  | 0 | 2   |
| TEAM         |       |      |       | 1-1-2   |    |    |   |    |    |   | 0   |
| Totals       | 15-41 | 6-22 | 14-19 | 2-24-26 | 10 | 50 | 7 | 14 | 11 | 4 | 200 |
| Pct.         | 36.6  | 27.3 | 73.7  | DR: 2.0 |    |    |   |    |    |   |     |

FG (1st Half: 10-18 55.6%; 2nd Half: 5-23 21.7%)  
 3FG (1st Half: 3-7 42.9%; 2nd Half: 3-15 20.0%)  
 FT (1st Half: 4-4 100.0%; 2nd Half: 10-15 66.7%)

OFFICIALS: Ron Groover, Bert Smith, Brent Hampton  
 TECHNICAL FOULS: None

| SCORE BY PERIODS | 1ST | 2ND | TOTAL |
|------------------|-----|-----|-------|
| Virginia         | 27  | 23  | 50    |
| Clemson          | 35  | 32  | 67    |

**14** CLEMSON VIRGINIA 65  
 Jan. 4, 2022 ATTENDANCE: 5,202 75

LITTLEJOHN COLISEUM / CLEMSON, S.C.

| CLEMSON    | FG    | 3FG  | FT    | REB     | PF | TP | A  | TO | B | S | MIN |
|------------|-------|------|-------|---------|----|----|----|----|---|---|-----|
| Gardner f  | 7-11  | 0-0  | 9-10  | 0-5-5   | 3  | 23 | 2  | 2  | 0 | 0 | 34  |
| Shedrick f | 2-2   | 0-0  | 4-6   | 2-4-6   | 4  | 8  | 0  | 1  | 4 | 0 | 18  |
| Clark g    | 3-9   | 2-5  | 0-0   | 1-3-4   | 1  | 8  | 2  | 1  | 0 | 0 | 38  |
| Beekman g  | 4-6   | 0-0  | 0-0   | 0-4-4   | 2  | 8  | 5  | 1  | 0 | 1 | 38  |
| Franklin g | 4-11  | 1-6  | 4-4   | 1-3-4   | 3  | 13 | 1  | 2  | 0 | 3 | 30  |
| Caffaro    | 3-3   | 0-0  | 2-2   | 0-2-2   | 2  | 8  | 0  | 0  | 0 | 0 | 19  |
| Murray     | 0-0   | 0-0  | 2-2   | 1-0-1   | 1  | 2  | 0  | 1  | 0 | 0 | 9   |
| Stattmann  | 2-4   | 1-3  | 0-0   | 1-1-2   | 1  | 5  | 2  | 0  | 0 | 0 | 14  |
| TEAM       |       |      |       | 0-0-0   |    |    |    |    |   |   | 1   |
| Totals     | 25-46 | 4-14 | 21-24 | 6-22-28 | 17 | 75 | 12 | 9  | 4 | 4 | 200 |
| Pct.       | 54.3  | 28.6 | 87.5  | DR: 1.1 |    |    |    |    |   |   |     |

FG (1st Half: 13-21 61.9%; 2nd Half: 12-25 48.0%)  
 3FG (1st Half: 1-6 16.7%; 2nd Half: 3-8 37.5%)  
 FT (1st Half: 9-9 100.0%; 2nd Half: 12-15 80.0%)

| CLEMSON     | FG    | 3FG  | FT    | REB     | PF | TP | A  | TO | B | S | MIN |
|-------------|-------|------|-------|---------|----|----|----|----|---|---|-----|
| Tyson f     | 5-8   | 1-3  | 4-5   | 3-6-9   | 3  | 15 | 2  | 2  | 2 | 1 | 30  |
| Hall f      | 5-16  | 3-7  | 0-0   | 0-3-3   | 2  | 13 | 3  | 1  | 0 | 0 | 30  |
| Dawes g     | 3-6   | 2-5  | 0-0   | 0-0-0   | 2  | 8  | 1  | 2  | 0 | 0 | 35  |
| Honor g     | 4-5   | 2-2  | 1-2   | 0-0-0   | 1  | 11 | 4  | 2  | 0 | 1 | 29  |
| Collins g   | 5-9   | 0-1  | 4-7   | 0-3-3   | 3  | 14 | 3  | 0  | 0 | 1 | 26  |
| Hunter      | 0-2   | 0-1  | 0-0   | 0-0-0   | 2  | 0  | 0  | 0  | 0 | 1 | 14  |
| Hemenway    | 1-1   | 1-1  | 0-0   | 0-2-2   | 2  | 3  | 1  | 0  | 0 | 0 | 16  |
| Bohannon    | 0-2   | 0-0  | 0-0   | 1-1-2   | 2  | 0  | 2  | 2  | 0 | 0 | 13  |
| Schieffelin | 0-1   | 0-0  | 1-2   | 0-0-0   | 1  | 1  | 1  | 0  | 0 | 0 | 7   |
| TEAM        |       |      |       | 2-2-4   |    |    |    |    |   |   | 0   |
| Totals      | 23-50 | 9-20 | 10-16 | 6-17-23 | 18 | 65 | 17 | 9  | 2 | 4 | 200 |
| Pct.        | 46.0  | 45.0 | 62.5  | DR: 4.0 |    |    |    |    |   |   |     |

FG (1st Half: 14-25 56.0%; 2nd Half: 9-25 36.0%)  
 3FG (1st Half: 5-9 55.6%; 2nd Half: 4-11 36.4%)  
 FT (1st Half: 4-7 57.1%; 2nd Half: 6-9 66.7%)

OFFICIALS: Brian Dorsey, Clarence Armstrong, Tom Morrissey  
 TECHNICAL FOULS: None

| SCORE BY PERIODS | 1ST | 2ND | TOTAL |
|------------------|-----|-----|-------|
| Clemson          | 37  | 28  | 65    |
| Virginia         | 36  | 39  | 75    |

**15** NC STATE CLEMSON 65  
 Jan. 8, 2022 ATTENDANCE: 13,425 70

PNC ARENA / RALEIGH, N.C.

| CLEMSON     | FG    | 3FG  | FT    | REB     | PF | TP | A  | TO | B | S | MIN |
|-------------|-------|------|-------|---------|----|----|----|----|---|---|-----|
| Tyson f     | 3-7   | 0-1  | 0-1   | 2-5-7   | 4  | 6  | 2  | 2  | 0 | 0 | 30  |
| Hall f      | 10-16 | 0-1  | 0-0   | 2-3-5   | 3  | 20 | 0  | 3  | 4 | 1 | 32  |
| Dawes g     | 6-10  | 2-2  | 2-2   | 0-5-5   | 1  | 16 | 2  | 2  | 0 | 3 | 37  |
| Honor g     | 2-10  | 0-3  | 4-4   | 0-0-0   | 1  | 8  | 2  | 2  | 1 | 1 | 33  |
| Collins g   | 2-6   | 0-1  | 1-2   | 1-10-11 | 4  | 5  | 2  | 3  | 0 | 3 | 29  |
| Hunter      | 3-3   | 1-1  | 0-0   | 0-1-1   | 2  | 7  | 0  | 1  | 0 | 0 | 14  |
| Bohannon    | 2-3   | 0-0  | 1-1   | 0-4-4   | 1  | 5  | 2  | 3  | 0 | 1 | 16  |
| Schieffelin | 0-1   | 0-0  | 0-0   | 0-0-0   | 1  | 0  | 0  | 0  | 0 | 0 | 2   |
| Hemenway    | 0-1   | 0-1  | 3-3   | 0-0-0   | 0  | 3  | 0  | 0  | 0 | 0 | 7   |
| TEAM        |       |      |       | 2-1-3   |    |    |    |    |   |   | 0   |
| Totals      | 28-57 | 3-10 | 11-13 | 7-29-36 | 17 | 70 | 10 | 16 | 5 | 9 | 200 |
| Pct.        | 49.1  | 30.0 | 84.6  | DR: 1.1 |    |    |    |    |   |   |     |

FG (1st Half: 13-31 41.9%; 2nd Half: 15-26 57.7%)  
 3FG (1st Half: 2-8 25.0%; 2nd Half: 1-2 50.0%)  
 FT (1st Half: 2-3 66.7%; 2nd Half: 9-10 90.0%)

| NC STATE  | FG    | 3FG  | FT    | REB      | PF | TP | A | TO | B | S  | MIN |
|-----------|-------|------|-------|----------|----|----|---|----|---|----|-----|
| Hellems f | 2-9   | 2-6  | 2-2   | 1-6-7    | 2  | 8  | 1 | 3  | 0 | 4  | 38  |
| Dowuona f | 0-3   | 0-0  | 2-2   | 1-1-2    | 4  | 2  | 0 | 2  | 0 | 0  | 24  |
| Smith g   | 0-7   | 0-7  | 2-2   | 1-2-3    | 1  | 2  | 1 | 5  | 0 | 2  | 20  |
| Seabron g | 9-20  | 2-5  | 7-11  | 5-2-7    | 3  | 27 | 3 | 2  | 1 | 2  | 34  |
| Allen g   | 4-9   | 2-4  | 0-0   | 1-2-3    | 3  | 10 | 1 | 0  | 0 | 1  | 27  |
| Hayes     | 2-5   | 1-2  | 2-2   | 0-3-3    | 0  | 7  | 0 | 1  | 0 | 1  | 19  |
| Morsell   | 2-7   | 2-4  | 3-4   | 2-2-4    | 3  | 9  | 2 | 1  | 0 | 2  | 21  |
| Gibson    | 0-0   | 0-0  | 0-0   | 0-0-0    | 0  | 0  | 0 | 1  | 1 | 0  | 10  |
| Pass      | 0-0   | 0-0  | 0-0   | 1-1-2    | 1  | 0  | 0 | 0  | 0 | 0  | 2   |
| Ross      | 0-0   | 0-0  | 0-0   | 0-0-0    | 1  | 0  | 0 | 0  | 0 | 0  | 4   |
| TEAM      |       |      |       | 1-4-5    |    |    |   |    |   |    | 0   |
| Totals    | 19-60 | 9-28 | 18-23 | 13-23-36 | 18 | 65 | 8 | 15 | 2 | 12 | 200 |
| Pct.      | 31.7  | 32.1 | 78.3  | DR: 3.0  |    |    |   |    |   |    |     |

FG (1st Half: 8-27 29.6%; 2nd Half: 11-33 33.3%)  
 3FG (1st Half: 6-16 37.5%; 2nd Half: 3-12 25.0%)  
 FT (1st Half: 6-8 75.0%; 2nd Half: 12-15 80.0%)

OFFICIALS: Tony Henderson, Doug Sirmons, Justin Porterfield  
 TECHNICAL FOULS: None

| SCORE BY PERIODS | 1ST | 2ND | TOTAL |
|------------------|-----|-----|-------|
| NC State         | 28  | 37  | 65    |
| Clemson          | 30  | 40  | 70    |

# SEASON STATISTICS



## 2021-22 Clemson Men's Basketball Combined Team Statistics All games

Page 1/1  
as of Jan 08, 2022

### Game Records

| Record         | Overall | Home | Away | Neutral |
|----------------|---------|------|------|---------|
| ALL GAMES      | 10-5    | 6-1  | 2-2  | 2-2     |
| CONFERENCE     | 2-2     | 0-1  | 2-1  | 0-0     |
| NON-CONFERENCE | 8-3     | 6-0  | 0-1  | 2-2     |

### Score by Periods

| Team      | 1st | 2nd | OT | TOT  |
|-----------|-----|-----|----|------|
| Clemson   | 532 | 565 | 16 | 1113 |
| Opponents | 463 | 519 | 6  | 988  |

### Team Box Score

| No.              | Player            | Total     |             |      |                |             | 3-Point        |             | F-Throw        |             | Rebounds   |            |            |             | Other Stats |          |            |            |           |           |             |             |  |  |  |
|------------------|-------------------|-----------|-------------|------|----------------|-------------|----------------|-------------|----------------|-------------|------------|------------|------------|-------------|-------------|----------|------------|------------|-----------|-----------|-------------|-------------|--|--|--|
|                  |                   | GP-GS     | MIN         | AVG  | FG-FGA         | FG%         | 3FG-3FGA       | 3FG%        | FT-FTA         | FT%         | OFF        | DEF        | TOT        | AVG         | PF          | DQ       | A          | TO         | BLK       | STL       | PTS         | AVG         |  |  |  |
| 24               | HALL, PJ          | 15-15     | 413:10      | 27.5 | 85-178         | .478        | 15-46          | .326        | 35-47          | .745        | 25         | 65         | 90         | 6.0         | 35          | 1        | 23         | 22         | 19        | 6         | 220         | 14.7        |  |  |  |
| 5                | TYSON, Hunter     | 15-15     | 426:11      | 28.4 | 61-123         | .496        | 19-49          | .388        | 33-42          | .786        | 21         | 71         | 92         | 6.1         | 37          | 0        | 22         | 17         | 7         | 10        | 174         | 11.6        |  |  |  |
| 2                | DAWES, Al-Amir    | 15-15     | 480:20      | 32.0 | 56-136         | .412        | 36-85          | .424        | 24-28          | .857        | 3          | 47         | 50         | 3.3         | 20          | 0        | 32         | 30         | 1         | 13        | 172         | 11.5        |  |  |  |
| 13               | COLLINS, David    | 15-15     | 439:54      | 29.3 | 61-116         | .526        | 9-21           | .429        | 39-70          | .557        | 20         | 88         | 108        | 7.2         | 46          | 1        | 32         | 33         | 2         | 25        | 170         | 11.3        |  |  |  |
| 4                | HONOR, Nick       | 15-15     | 435:07      | 29.0 | 50-117         | .427        | 22-55          | .400        | 22-24          | .917        | 7          | 20         | 27         | 1.8         | 19          | 0        | 47         | 19         | 2         | 17        | 144         | 9.6         |  |  |  |
| 12               | HEMENWAY, Alex    | 13-0      | 177:56      | 13.7 | 21-40          | .525        | 17-29          | .586        | 9-12           | .750        | 2          | 19         | 21         | 1.6         | 19          | 0        | 5          | 5          | 0         | 3         | 68          | 5.2         |  |  |  |
| 33               | BOHANNON, Naz     | 15-0      | 277:40      | 18.5 | 32-56          | .571        | 0-0            | .000        | 5-8            | .625        | 17         | 35         | 52         | 3.5         | 20          | 0        | 35         | 22         | 2         | 3         | 69          | 4.6         |  |  |  |
| 3                | HUNTER, Chase     | 15-0      | 232:13      | 15.5 | 18-49          | .367        | 4-16           | .250        | 12-16          | .750        | 7          | 19         | 26         | 1.7         | 19          | 0        | 14         | 8          | 2         | 6         | 52          | 3.5         |  |  |  |
| 1                | SCHIEFFELIN, Ian  | 13-0      | 92:39       | 7.1  | 12-21          | .571        | 3-5            | .600        | 6-11           | .545        | 7          | 9          | 16         | 1.2         | 17          | 0        | 5          | 3          | 0         | 3         | 33          | 2.5         |  |  |  |
| 11               | FOX, Parker       | 3-0       | 05:59       | 2.0  | 1-1            | 1.000       | 1-1            | 1.000       | 0-0            | .000        | 0          | 2          | 2          | 0.7         | 0           | 0        | 0          | 1          | 1         | 0         | 3           | 1.0         |  |  |  |
| 10               | MIDDLEBROOKS, Ben | 11-0      | 36:33       | 3.3  | 2-3            | .667        | 0-0            | .000        | 4-4            | 1.000       | 4          | 5          | 9          | 0.8         | 6           | 0        | 3          | 4          | 3         | 0         | 8           | 0.7         |  |  |  |
| 15               | NAUSEEF, Jack     | 2-0       | 02:57       | 1.5  | 0-2            | .000        | 0-1            | .000        | 0-0            | .000        | 0          | 0          | 0          | 0.0         | 0           | 0        | 0          | 0          | 0         | 0         | 0           | 0.0         |  |  |  |
| 14               | FOSTER, Devin     | 3-0       | 04:21       | 1.5  | 0-0            | .000        | 0-0            | .000        | 0-0            | .000        | 0          | 1          | 1          | 0.3         | 0           | 0        | 0          | 2          | 0         | 0         | 0           | 0.0         |  |  |  |
| Team             |                   |           |             |      |                |             |                |             |                |             | 23         | 20         | 43         |             |             |          |            | 10         |           |           |             |             |  |  |  |
| <b>Total</b>     |                   | <b>15</b> | <b>3025</b> |      | <b>399-842</b> | <b>.474</b> | <b>126-308</b> | <b>.409</b> | <b>189-262</b> | <b>.721</b> | <b>136</b> | <b>401</b> | <b>537</b> | <b>35.8</b> | <b>238</b>  | <b>2</b> | <b>218</b> | <b>176</b> | <b>39</b> | <b>86</b> | <b>1113</b> | <b>74.2</b> |  |  |  |
| <b>Opponents</b> |                   | <b>15</b> | <b>3025</b> |      | <b>338-845</b> | <b>.400</b> | <b>112-353</b> | <b>.317</b> | <b>200-249</b> | <b>.803</b> | <b>132</b> | <b>340</b> | <b>472</b> | <b>31.5</b> | <b>251</b>  | <b>5</b> | <b>162</b> | <b>177</b> | <b>53</b> | <b>78</b> | <b>988</b>  | <b>65.9</b> |  |  |  |

### Team Statistics

|                        | CLEM           | OPP            |
|------------------------|----------------|----------------|
| <b>Scoring</b>         | <b>1113</b>    | <b>988</b>     |
| Points per game        | 74.2           | 65.9           |
| Scoring margin         | +8.3           | -              |
| <b>Field goals-att</b> | <b>399-842</b> | <b>338-845</b> |
| Field goal pct         | .474           | .400           |
| <b>3 point fg-att</b>  | <b>126-308</b> | <b>112-353</b> |
| 3-point FG pct         | .409           | .317           |
| 3-pt FG made per game  | 8.4            | 7.5            |
| <b>Free throws-att</b> | <b>189-262</b> | <b>200-249</b> |
| Free throw pct         | .721           | .803           |
| F-Throws made per game | 12.6           | 13.3           |
| <b>Rebounds</b>        | <b>537</b>     | <b>472</b>     |
| Rebounds per game      | 35.8           | 31.5           |
| Rebounding margin      | +4.3           | -              |
| <b>Assists</b>         | <b>218</b>     | <b>162</b>     |
| Assists per game       | 14.5           | 10.8           |
| <b>Turnovers</b>       | <b>176</b>     | <b>177</b>     |
| Turnovers per game     | 11.7           | 11.8           |
| Turnover margin        | +0.1           | -              |
| Assist/turnover ratio  | 1.2            | 0.9            |
| <b>Steals</b>          | <b>86</b>      | <b>78</b>      |
| Steals per game        | 5.7            | 5.2            |
| <b>Blocks</b>          | <b>39</b>      | <b>53</b>      |
| Blocks per game        | 2.6            | 3.5            |
| <b>Winning streak</b>  | <b>1</b>       | <b>-</b>       |
| Home win streak        | 0              | -              |
| <b>Attendance</b>      | <b>42476</b>   | <b>38720</b>   |
| Home games-Avg/Game    | 7-6068         | 4-9680         |
| Neutral site-Avg/Game  | -              | 4-5120         |

### Team Results

| Date       | Opponent           | Score     | Att.  |
|------------|--------------------|-----------|-------|
| 11/09/2021 | Presbyterian       | W 64-53   | 6144  |
| 11/12/2021 | Wofford            | W 76-68   | 8118  |
| 11/15/2021 | Bryant             | W 93-70   | 5411  |
| 11/18/2021 | vs Temple          | W 75-48   | 3639  |
| 11/19/2021 | vs St. Bonaventure | L 65-68   | 3464  |
| 11/21/2021 | vs West Virginia   | L 59-66   | 4820  |
| 11/26/2021 | Charleston So.     | W 91-59   | 5770  |
| 11/30/2021 | at Rutgers         | L 64-74   | 8050  |
| 12/04/2021 | at Miami (FL)      | L 75-80   | 3388  |
| 12/11/2021 | vs Drake           | Wot 90-80 | 8557  |
| 12/14/2021 | Miami (OH)         | W 89-76   | 5154  |
| 12/18/2021 | South Carolina     | W 70-56   | 6677  |
| 12/22/2021 | at Virginia        | W 67-50   | 13857 |
| 01/04/2022 | Virginia           | L 65-75   | 5202  |
| 01/08/2022 | at NC State        | W 70-65   | 13425 |

# ACC STATISTICS



## 2021-22 Clemson Men's Basketball Combined Team Statistics In Conference games

Page 1/1  
as of Jan 08, 2022

### Game Records

| Record         | Overall | Home | Away | Neutral |
|----------------|---------|------|------|---------|
| ALL GAMES      | 2-2     | 0-1  | 2-1  | 0-0     |
| CONFERENCE     | 2-2     | 0-1  | 2-1  | 0-0     |
| NON-CONFERENCE | 0-0     | 0-0  | 0-0  | 0-0     |

### Score by Periods

| Team      | 1st | 2nd | OT | TOT |
|-----------|-----|-----|----|-----|
| Clemson   | 142 | 135 | 0  | 277 |
| Opponents | 125 | 145 | 0  | 270 |

### Team Box Score

| No.              | Player            |          |            |      | Total          |             | 3-Point      |             | F-Throw      |             | Rebounds  |           |            |             |           |          |           |           | PTS       | AVG       |            |             |
|------------------|-------------------|----------|------------|------|----------------|-------------|--------------|-------------|--------------|-------------|-----------|-----------|------------|-------------|-----------|----------|-----------|-----------|-----------|-----------|------------|-------------|
|                  |                   | GP-GS    | MIN        | AVG  | FG-FGA         | FG%         | 3FG-3FGA     | 3FG%        | FT-FTA       | FT%         | OFF       | DEF       | TOT        | AVG         | PF        | DQ       | A         | TO        |           |           | BLK        | STL         |
| 24               | HALL, PJ          | 4-4      | 130:09     | 32.5 | 26-59          | .441        | 4-14         | .286        | 6-8          | .750        | 5         | 17        | 22         | 5.5         | 8         | 0        | 6         | 7         | 5         | 3         | 62         | 15.5        |
| 5                | TYSON, Hunter     | 4-4      | 113:30     | 28.4 | 17-31          | .548        | 6-13         | .462        | 8-10         | .800        | 6         | 17        | 23         | 5.8         | 14        | 0        | 6         | 6         | 2         | 2         | 48         | 12.0        |
| 13               | COLLINS, David    | 4-4      | 122:19     | 30.6 | 18-33          | .545        | 1-3          | .333        | 8-17         | .471        | 7         | 27        | 34         | 8.5         | 13        | 0        | 12        | 11        | 0         | 7         | 45         | 11.3        |
| 2                | DAWES, Al-Amir    | 4-4      | 130:31     | 32.6 | 14-34          | .412        | 8-20         | .400        | 2-2          | 1.000       | 0         | 9         | 9          | 2.3         | 6         | 0        | 8         | 8         | 0         | 5         | 38         | 9.5         |
| 4                | HONOR, Nick       | 4-4      | 117:09     | 29.3 | 10-28          | .357        | 4-12         | .333        | 5-6          | .833        | 1         | 7         | 8          | 2.0         | 5         | 0        | 9         | 7         | 1         | 5         | 29         | 7.3         |
| 3                | HUNTER, Chase     | 4-0      | 63:09      | 15.8 | 8-13           | .615        | 4-7          | .571        | 2-2          | 1.000       | 0         | 4         | 4          | 1.0         | 9         | 0        | 1         | 1         | 0         | 1         | 22         | 5.5         |
| 33               | BOHANNON, Naz     | 4-0      | 60:46      | 15.2 | 8-15           | .533        | 0-0          | .000        | 1-1          | 1.000       | 5         | 8         | 13         | 3.3         | 5         | 0        | 10        | 6         | 0         | 2         | 17         | 4.3         |
| 1                | SCHIEFFELIN, Ian  | 3-0      | 16:51      | 5.6  | 3-6            | .500        | 0-1          | .000        | 1-2          | .500        | 0         | 1         | 1          | 0.3         | 6         | 0        | 2         | 0         | 0         | 0         | 7          | 2.3         |
| 12               | HEMENWAY, Alex    | 4-0      | 43:25      | 10.9 | 2-3            | .667        | 2-3          | .667        | 3-3          | 1.000       | 0         | 2         | 2          | 0.5         | 3         | 0        | 1         | 0         | 0         | 0         | 9          | 2.3         |
| 10               | MIDDLEBROOKS, Ben | 1-0      | 02:11      | 2.2  | 0-0            | .000        | 0-0          | .000        | 0-0          | .000        | 1         | 0         | 1          | 1.0         | 1         | 0        | 0         | 1         | 0         | 0         | 0          | 0.0         |
| Team             |                   |          |            |      |                |             |              |             |              |             | 9         | 7         | 16         |             |           |          | 3         |           |           |           |            |             |
| <b>Total</b>     |                   | <b>4</b> | <b>800</b> |      | <b>106-222</b> | <b>.477</b> | <b>29-73</b> | <b>.397</b> | <b>36-51</b> | <b>.706</b> | <b>34</b> | <b>99</b> | <b>133</b> | <b>33.3</b> | <b>70</b> | <b>0</b> | <b>55</b> | <b>50</b> | <b>8</b>  | <b>25</b> | <b>277</b> | <b>69.3</b> |
| <b>Opponents</b> |                   | <b>4</b> | <b>800</b> |      | <b>86-202</b>  | <b>.426</b> | <b>30-89</b> | <b>.337</b> | <b>68-83</b> | <b>.819</b> | <b>25</b> | <b>86</b> | <b>111</b> | <b>27.8</b> | <b>59</b> | <b>0</b> | <b>45</b> | <b>46</b> | <b>23</b> | <b>27</b> | <b>270</b> | <b>67.5</b> |

### Team Statistics

|                        | CLEM           | OPP           |
|------------------------|----------------|---------------|
| <b>Scoring</b>         | <b>277</b>     | <b>270</b>    |
| Points per game        | 69.3           | 67.5          |
| Scoring margin         | +1.8           | -             |
| <b>Field goals-att</b> | <b>106-222</b> | <b>86-202</b> |
| Field goal pct         | .477           | .426          |
| <b>3 point fg-att</b>  | <b>29-73</b>   | <b>30-89</b>  |
| 3-point FG pct         | .397           | .337          |
| 3-pt FG made per game  | 7.3            | 7.5           |
| <b>Free throws-att</b> | <b>36-51</b>   | <b>68-83</b>  |
| Free throw pct         | .706           | .819          |
| F-Throws made per game | 9.0            | 17.0          |
| <b>Rebounds</b>        | <b>133</b>     | <b>111</b>    |
| Rebounds per game      | 33.3           | 27.8          |
| Rebounding margin      | +5.5           | -             |
| <b>Assists</b>         | <b>55</b>      | <b>45</b>     |
| Assists per game       | 13.8           | 11.3          |
| <b>Turnovers</b>       | <b>50</b>      | <b>46</b>     |
| Turnovers per game     | 12.5           | 11.5          |
| Turnover margin        | -1.0           | -             |
| Assist/turnover ratio  | 1.1            | 1.0           |
| <b>Steals</b>          | <b>25</b>      | <b>27</b>     |
| Steals per game        | 6.3            | 6.8           |
| <b>Blocks</b>          | <b>8</b>       | <b>23</b>     |
| Blocks per game        | 2.0            | 5.8           |
| <b>Winning streak</b>  | <b>1</b>       | <b>-</b>      |
| Home win streak        | 0              | -             |
| <b>Attendance</b>      | <b>5202</b>    | <b>30670</b>  |
| Home games-Avg/Game    | 1-5202         | 3-10223       |
| Neutral site-Avg/Game  | -              | 0-0           |

### Team Results

| Date       | Opponent      |   | Score | Att.  |
|------------|---------------|---|-------|-------|
| 12/04/2021 | at Miami (FL) | L | 75-80 | 3388  |
| 12/22/2021 | at Virginia   | W | 67-50 | 13857 |
| 01/04/2022 | Virginia      | L | 65-75 | 5202  |
| 01/08/2022 | at NC State   | W | 70-65 | 13425 |

# TV & RADIO ROSTER



**#0 JOSH BEADLE**  
G • 6-3 • 180 • Fr.  
Columbia, S.C.



**#1 IAN SCHIEFFELIN**  
F • 6-7 • 225 • Fr.  
Loganville, Ga.



**#2 AL-AMIR DAWES**  
G • 6-2 • 182 • Jr.  
Newark, N.J.



**#3 CHASE HUNTER**  
G • 6-3.5 • 204 • RSo.  
Atlanta, Ga.



**#4 NICK HONOR**  
G • 5-10 • 195 • RJr.  
Orlando, Fla.



**#5 HUNTER TYSON**  
F • 6-8 • 215 • Sr.  
Monroe, N.C.



**#10 BEN MIDDLEBROOKS**  
F • 6-10 • 232 • Fr.  
Fort Lauderdale, Fla.



**#11 PARKER FOX**  
G • 6-7 • 210 • Sr.  
Reno, Nev.



**#12 ALEX HEMENWAY**  
F • 6-3.5 • 195 • Jr.  
Newburgh, Ind.



**#13 DAVID COLLINS**  
G • 6-4.5 • 217 • +Sr.  
Youngstown, Ohio



**#14 DEVIN FOSTER**  
G • 6-2 • 180 • Jr.  
Canton, Mass.



**#15 JACK NAUSEEF**  
G • 6-1 • 160 • Jr.  
Dayton, Ohio



**#24 PJ HALL**  
F/C • 6-10 • 240 • So.  
Spartanburg, S.C.



**#32 DANIEL NAUSEEF**  
F • 6-7 • 215 • Fr.  
Dayton, Ohio



**#33 NAZ BOHANNON**  
F • 6-6 • 232 • +Sr.  
Lorain, Ohio



**BRAD BROWNELL**  
Head Coach  
12th Season at Clemson



**ANTONIO REYNOLDS DEAN**  
Assistant Coach  
5th Season at Clemson



**KAREEM RICHARDSON**  
Assistant Coach  
1st Season at Clemson



**DICK BENDER**  
Assistant Coach  
10th Season at Clemson



**BRAD CROWE**  
Sports Medicine  
6th Season at Clemson