

# SYRACUSE (8-9, 2-4) vs. CLEMSON (10-7, 2-4)

Tuesday, January 18, 2022 • Carrier Dome • Syracuse, NY • 9:00 p.m. • ACCN

## 2021-22 SCHEDULE

November		
	9 LAFAYETTE	W, 97-63
	14 DREXEL	W, 75-60
	20 COLGATE	L, 85-100
Battle 4 Atlantis, Paradise Island		
	24 vs. Va. Common.	L, 55-67
	25 vs. Arizona State	W, 92-84
	26 vs. #19/22 Auburn	L, 68-89
ACC/Big 10 Challenge		
	30 rv/rv INDIANA	W, 112-110 2OT
December		
	4 at --/rv Florida State	W, 63-60
Jimmy V Classic, New York, N.Y.		
	7 vs. #6 Villanova	L, 53-67
	11 at Georgetown	L, 75-79
	18 LEHIGH	cancelled
	27 BROWN	W, 92-63
	29 CORNELL	W, 80-68
January		
	1 VIRGINIA	L, 69-74
	5 at Miami	L, 87-88
	8 at Wake Forest	L, 74-77, OT
	11 PITTSBURGH	W, 77-61
	15 FLORIDA STATE	L, 71-76
	18 CLEMSON	9:00 p.m.
	22 at Duke	12:00 p.m.
	25 at Pittsburgh	8:00 p.m.
	29 WAKE FOREST	8:00 p.m.
February		
	2 at NC State	9:00 p.m.
	5 LOUISVILLE	2:00 p.m.
	8 at Boston College	8:00 p.m.
	12 at Virginia Tech	6:00 p.m.
	19 BOSTON COLLEGE	12:00 p.m.
	21 GEORGIA TECH	7:00 p.m.
	23 at Notre Dame	TBA
	26 DUKE	6:00 p.m.
	28 at North Carolina	7:00 p.m.
March		
	5 MIAMI	TBD
ACC Tournament, Brooklyn, N.Y.		
	8-12	TBD

**ACCN TK99** **WAER** 88.3  
 CLASSIC ROCK 99.5/105.5  
 Dave O'Brien Matt Park Calvin Christoforo  
 Randolph Childress Jim Satalin Jenna Elique

### Orange And Tigers Meet

Syracuse and Clemson, both coming off ACC losses, hope to reverse that trend when the two clubs square off on Jan. 18 in the Dome.

#### The Syracuse-Clemson Series

- ✓ Clemson has a 7-5 advantage in the series.
- ✓ Syracuse owns a 4-1 lead in contests against the Tigers in the Dome.
- ✓ The two teams split last year's meetings, each winning at home.

#### Syracuse Notes

- ✓ The Orange lost to Florida State on Saturday, 76-71.
- ✓ **Jesse Edwards** has seen his scoring average jump from 1.9 to 12.5 in one year.
- ✓ **Buddy Boeheim** is averaging 39.5 minutes per game in ACC tilts. He's also producing 4.7 assists in league games.
- ✓ Syracuse ranks second in the ACC in 3-point field goals (88).

#### Clemson Notes

- ✓ The Tigers let a 23-point advantage get away on Saturday and lost to Boston College, 70-68.
- ✓ Sophomore forward PJ Hall leads the Tigers in scoring (14.5 avg.).
- ✓ Junior guard Al-Amir Dawes is producing 11.5 points and 2.4 3-pointers per contest.
- ✓ David Collins tops the Tigers in rebound averag (7.1) and is scoring 11.2 points per game.

	VS.	
2021-22	<b>Season</b>	2021-22
8-9	<b>W-L</b>	10-7
4-6	<b>Last 10</b>	5-5
1-4	<b>Last 5</b>	2-3
78.0	<b>PPG</b>	73.1
75.6	<b>OPP PPG</b>	66.3
+2.4	<b>Margin</b>	+6.8
.455	<b>FG %</b>	.465
.428	<b>FG % DEF</b>	.403
.379	<b>3PT %</b>	.388
.345	<b>3PT % DEF</b>	.322
.727	<b>FT %</b>	.719
36.4	<b>RPG</b>	36.0
36.9	<b>OPP RPG</b>	31.8
-0.5	<b>Margin</b>	+4.2
15.3	<b>Assists PG</b>	14.3
11.9	<b>Turnovers PG</b>	11.6
1.3	<b>A/TO Ratio</b>	1.2
4.2	<b>Blocks PG</b>	2.5
7.8	<b>Steals PG</b>	5.6

## SYRACUSE STORYLINES

- Joseph Girard** leads the ACC in 3FG average (2.76) and 3FG percentage (.439).
- Buddy Boeheim** leads the ACC and ranks seventh nationally in minutes played average (37:5).
- Syracuse's five starters are averaging between 18.9 and 12.0 points per game.

## SYRACUSE TOP EIGHT

2021-22					2021-22						
No.	Player	Pos.	Class	PPG	RPG	No.	Player	Pos.	Class	PPG	RPG
	5 Frank Anselem	C	So.	1.8	2.4		11 Joseph Girard III	G	Jr.	13.4	2.6
	<i>Five points, four rebounds against Lafayette</i>						<i>Leads the ACC in 3FG avg. (2.76)</i>				
	<i>Six points, six rebounds vs. Drexel</i>						<i>47-of-107 (.439) on 3FG ranks 25th in Div. 1</i>				
	35 Buddy Boeheim	G	Sr.	18.9	3.6		21 Cole Swider	F	Sr.	13.0	7.1
	<i>Season-best 28 points versus Brown</i>						<i>Season-high 21 points against Cornell</i>				
	<i>Player of the Year Candidate</i>						<i>Career-best 14 boards at Wake Forest</i>				
	0 Jimmy Boeheim	F	Gr.	14.3	6.2		10 Symir Torrence	G	Jr.	2.1	1.4
	<i>Season-high 26 points against Indiana</i>						<i>Career-high seven assists against Brown</i>				
	<i>Surpassed 1,000 career points against Wake Forest</i>						<i>Five points, five assists vs. Auburn</i>				
	14 Jesse Edwards	C	Jr.	12.0	6.5		13 Benny Williams	F	Fr.	2.1	1.4
	<i>Career-high 22 points and 7 blocks at Miami</i>						<i>Six points and two boards versus Brown</i>				
	<i>Second in ACC in blocked shots (50)</i>						<i>Career high four rebounds against Virginia</i>				

## 2021-22 Syracuse Basketball Roster

### Alphabetical

No.	Name	Pos.	Ht.	Wt.	Yr.	Hometown (H.S./Prep/College)
2	Ajak, John Bol	F	6-10	216	RSo.	Natinga, South Sudan (Westtown School, Pa.)
5	Anselem, Frank	C	6-10	215	So.	Lagos, Nigeria (Westlake, Ga./Lincoln Academy, Ga./Prolific Prep, Calif.)
35	Boeheim, Buddy	G	6-6	205	Sr.	Fayetteville, N.Y. (Jamesville-DeWitt/Brewster Academy, N.H.)
0	Boeheim, Jimmy	F	6-8	225	Gr.	Fayetteville, N.Y. (Jamesville-DeWitt/New Hampton School/Cornell)
1	Casey, Paddy	G	6-0	200	Gr.	Scranton, Pa. (Scranton Prep/Sciences)
33	Cordes, Arthur	G	6-3	180	So.	Wallingford, Conn. (Xavier/Sheehan)
14	Edwards, Jesse	C	6-11	230	Jr.	Amsterdam, Netherlands (IMG Academy, Fla.)
25	Feldman, Shane	G	6-2	165	So.	Agoura Hills, Ca. (Agoura)
32	Giancola, Nick	F	6-5	213	Gr.	Lexington, Ken. (Lexington Catholic)
11	Girard III, Joseph	G	6-1	190	Jr.	Glens Falls, N.Y. (Glens Falls)
24	LaValle, Chris	G	5-11	175	Gr.	Syracuse, N.Y. (West Genesee/St. John Fisher)
12	Owens, Chaz	F	6-5	205	So.	Blue Bell, Pa. (Wissahickon/Shiple School/Scotland Campus)
23	Ruffin, Niko	G	5-10	170	Fr.	Cresskill, N.J. (Paramus Catholic)
34	Sidibe, Bourama	F	6-10	220	Gr.	Bamako, Mali (St. Benedict's Prep, N.J.)
21	Swider, Cole	F	6-9	220	Sr.	Portsmouth, R.I. (St. Andrew's School/Villanova)
10	Torrence, Symir	G	6-3	195	Jr.	Syracuse, N.Y. (Syracuse Science Academy/Vermont Academy/Marquette)
13	Williams, Benny	F	6-8	208	Fr.	Riverdale Baptist, Md./St. Andrew's Episcopal, Md./IMG Academy, Fla.)





**Head Coach:** Jim Boeheim

**Associate Head Coach:** Adrian Autry **Assistant Coaches:** Allen Griffin, Gerry McNamara

### Pronunciation Guide

John Bol Ajak	bowl ahhh-JAQUE
Frank Anselem	ANN-sell-um
Bourama Sidibe	boe-RAH-ma C-D-Bay
Cole Swider	SWHY-durr
Symir Torrence	sigh-MEAR

### SYRACUSE KEY RESERVES

		2021-22						2021-22			
No.	Player	Pos.	Class	PPG	RPG	No.	Player	Pos.	Class	PPG	RPG
	2 John Bol Ajak	F	RSo.	0.8	1.3		12 Chaz Owens	F	So.	1.0	0.5
<i>Had a basket and four boards vs. Lafayette</i>						<i>Contributed two points, one rebound vs. Brown</i>					
<i>Contributed in Pitt victory</i>						<i>Son of former 'Cuse All-American Billy Owens</i>					
	25 Shane Feldman	G	So.	0.0	0.5		34 Bourama Sidibe	C	Gr.	0.5	0.5
<i>Tallied a rebound against Brown</i>						<i>Made his season debut against Brown</i>					
<i>Older brother Ky also played at Syracuse</i>						<i>Injuries limited Sidibe to two games last winter</i>					

### ORANGE IN THE NBA

Player	at SU	Team	Notes	includes games of 1/16
 Carmelo Anthony	2002-03	Portland	41 games, 13.2 ppg., 4.1 rpg.	
 Oshae Brissett	2018-19	Indiana	32 games, 6.3 ppg., 3.9 rpg.	
 Michael Carter-Williams	2011-13	Orlando	injured	
 Jerami Grant	2012-14	Detroit	24 games, 20.1 ppg., 4.8 rpg.	
 Elijah Hughes	2017-20	Utah	10 games, 3.0 ppg., 0.9 rpg.	

### ORANGE CAREER TOTALS

Includes Florida State Game

#### Double-Digit Scoring Games

Name	2021-22	Total
Jimmy Boeheim	14	14
Buddy Boeheim	14	72
Cole Swider	13	13
Joseph Girard III	11	43
Jesse Edwards	11	12
Bourama Sidibe		8

#### 20 + Point Games (does not include 30+)

Name	2021-22	Total
Buddy Boeheim	8	29
Joseph Girard III	4	12
Jimmy Boeheim	3	3
Jesse Edwards	2	2
Cole Swider	2	2

#### 30 + Point Games

Name	2021-22	Total
Buddy Boeheim		2
Joseph Girard III		1

#### 10 + Rebound Games

Name	2021-22	Total
Cole Swider	5	5
Jimmy Boeheim	2	2
Jesse Edwards	1	1

#### Double-Double

Name	2021-22	Total
Cole Swider	4	4
Jimmy Boeheim	2	2
Jesse Edwards	1	1

#### 10+ Assist Games

Name	2021-22	Total
none		

#### 3+ Block Games

Name	2021-22	Total
Jesse Edwards	11	11
Cole Swider	1	1

#### 3+ Steal Games

Name	2021-22	Total
Joseph Girard III	3	13
Buddy Boeheim	3	11
Bourama Sidibe		8
Cole Swider	2	2
Jesse Edwards	2	2
Jimmy Boeheim	2	2
Benny Williams	1	1

#### Starts

Name	2021-22	Total	Consec.
Joseph Girard III	17	75	75
Buddy Boeheim	17	79	41
Jimmy Boeheim	17	17	16
Jesse Edwards	17	17	16
Cole Swider	17	17	16
Bourama Sidibe		33	



@Cuse\_MBB SyracuseOrange Cuse\_mbb

## 2021-22 SU FREE THROW SHOOTING IN LAST 5 MINUTES/OT

includes Florida State game

No.	Player	5:00-2:00	1:59-1:00	:59-0:00	Total	Pct.	OT	2021-22	Pct.
35	B. Boeheim	11-16		1-2	12-18	.667	4-4	66-73	.904
14	Edwards	11-15	2-3	0-2	13-20	.650		46-76	.605
0	J. Boeheim	1-2	1-1	0-1	2-4	.500	3-4	31-53	.585
11	Girard III	2-2	2-4	2-4	6-10	.600	2-2	39-44	.886
21	Swider	6-6	1-1	4-4	11-11	1.000	1-2	33-38	.868
5	Anselem		4-4		4-4	1.00	1-2	15-22	.682
10	Torrence	1-6	3-6		4-12	.333		5-13	.385
13	Williams						4-4	3-7	.200
2	Ajak			1-2	1-2	.500		1-2	.500
34	Sidibe		1-2		1-2	.500		1-2	.500
<b>Totals</b>		<b>32-47</b>	<b>14-21</b>	<b>8-15</b>	<b>54-83</b>	<b>.651</b>	<b>15-18</b>	<b>240-330</b>	<b>.727</b>



### January's Best Buddy Boeheim

5 games  
19.0 ppg.  
4.4 rpg.  
4.6 apg.  
0.0 bpg.  
0.8 spg.  
39.9 mpg.

### Buddy Boeheim

#### January Orange Notes

- ✓ **Jan. 15:** Syracuse had the ball trailing by one point in the final 30 seconds but was unable to convert and Florida State emerged with a 76-71 triumph.
- ✓ **Buddy Boeheim** had 18 points and Cole Swider contributed 17 points and seven rebounds.
- ✓ The Syracuse defense held the Panthers without a basket for 10:59, a stretch that began late in the first half.
- ✓ **Jan. 8:** Wake Forest remained unbeaten at home by holding off Syracuse, 77-74, in overtime.
- ✓ **Jimmy Boeheim** had 21 points and **Cole Swider** added 10 points and 14 rebounds. **Buddy Boeheim** had 17 points.
- ✓ **Jan. 5:** Syracuse hit a school record 17 3-pointers but Miami prevailed, 88-87.
- ✓ **Jesse Edwards** had a career-high 22 points and seven blocked shots, to go along with eight boards.
- ✓ **Jan. 1:** **Buddy Boeheim** scored a game-high 27 points but it was not enough in a loss to Virginia, 74-69.



### December's Best Cole Swider

5 games  
13.4 ppg.  
7.6 rpg.  
1.6 apg.  
0.8 bpg.  
1.0 spg.  
35.2 mpg.

### Cole Swider

#### December Orange Notes

- ✓ **Dec. 29:** Syracuse defeated Cornell for the 41st straight time, earning an 80-68 decision in the Dome. The Orange never trailed in the 126th meeting between the two Central New York programs.
- ✓ **Buddy Boeheim** had 22 points and Cole Swider had his highest scoring output of the season with 21 points.
- ✓ **Dec. 27:** **Buddy Boeheim** scored 18 of his season-high 28 points in the second half to help Syracuse beat Brown, 92-63.
- ✓ SU hit 13-of-21 (.619) of its 3-pointers.
- ✓ **Dec. 11:** Syracuse squandered a 10-point, halftime lead, and lost at Georgetown, 79-75. **Buddy Boeheim** led the Orange with 17 points.
- ✓ **Joseph Girard** contributed 15 points and seven assists, and Jesse Edwards had 12 points and eight rebounds.
- ✓ **Dec. 7:** The Orange were defeated by #6 Villanova, 67-53, in the Jimmy V Classic.
- ✓ **Jimmy Boeheim** had a squad-best 21 points and **Cole Swider** had 12 boards.
- ✓ **Dec. 4:** Syracuse put an end to Florida State's 25-game ACC home court win streak in a 63-60 road triumph. **Cole Swider**, who finished with 16 points and 10 rebounds, converted two free throws with 10 seconds left to secure the win.
- ✓ **Jesse Edwards** had a career-high 12 rebounds against the Seminoles.

## 2021-22 BY CLASS

includes Florida State game

Scoring		
Class	PPG	Pct.
Senior	46.5	.597
Junior	27.5	.352
Sophomore	2.0	.026
Freshman	2.0	.026
Rebounding		
Class	RPG	Pct.
Senior	17.0	.539
Junior	10.5	.332
Sophomore	2.7	.086
Freshman	1.4	.043
Assists		
Class	APG	Pct.
Senior	6.6	.435
Junior	8.1	.531
Sophomore	0.3	.019
Freshman	0.2	.015
Blocks		
Class	BPG	Pct.
Senior	0.5	.113
Junior	3.1	.746
Sophomore	0.2	.056
Freshman	0.4	.085
Steals		
Class	SPG	Pct.
Senior	3.9	.496
Junior	3.1	.391
Sophomore	0.3	.038
Freshman	0.6	.075
Field Goal Percentage		
Class	Pct.	
Senior.....	.430	
Junior.....	.511	
Sophomore.....	.529	
Freshman.....	.375	
3PT Field Goal Percentage		
Class	Pct.	
Senior.....	.368	
Junior.....	.434	
Sophomore.....	.000	
Freshman.....	.100	
Free Throw Percentage		
Class	Pct.	
Senior.....	.789	
Junior.....	.677	
Sophomore.....	.667	
Freshman.....	.375	



## November's Best Buddy Boeheim

**7 games**  
**19.1 ppg.**  
**3.6 rpg.**  
**3.9 apg.**  
**0.0 bpg.**  
**2.0 spg.**  
**38.4 mpg.**

**Buddy Boeheim**

## November Orange Notes


- ✓ **Nov. 30:** **Joseph Girard** hit two free throws in the last second of the second overtime to secure SU's 112-110 win versus Indiana in the Big Ten/ACC Challenge.
- ✓ **Buddy Boeheim** (27 points), **Jimmy Boeheim** (26) and **Girard** (22) led five Syracuse starters in double digits.
- ✓ **Nov. 26:** Syracuse closed out its three-game set at the Battle 4 Atlantis by losing to 19/22 Auburn, 89-68.
- ✓ **Buddy Boeheim, Jesse Edwards** and **Cole Swider** each had 17 points for the Orange against the Tigers.
- ✓ **Nov. 25:** **Jesse Edwards** had a career-high 21 points and all five Syracuse starters scored in double digits to lead the Orange past Arizona State, 92-84.
- ✓ The **Edwards** offensive outburst represented the most points by a Syracuse center since Arinze Onuaku had 21 in a March 2010 game.
- ✓ **Buddy Boeheim** had 23 points and **Cole Swider** contributed 19 points and 11 rebounds versus the Sun Devils.
- ✓ **Nov. 24:** The Orange let a four-point, halftime advantage get away in a 67-55 loss to VCU at the Battle 4 Atlantis.
- ✓ **Jimmy Boeheim** had his second-straight, double-double, producing 17 points and 12 rebounds. **Buddy Boeheim** added 20 points for the Orange.
- ✓ **Nov. 20:** Syracuse had its 54-game winning streak against Colgate snapped when the visiting Raiders won, 100-85. Colgate tied a Dome opponent record with 18 3-pointers.
- ✓ The Orange built a 22-5 advantage to start the game but by halftime Colgate had gained the lead.
- ✓ **Joseph Girard** led both teams with 27 points and added eight assists.
- ✓ **Joseph Girard** made his first 3-point attempt against Colgate, extending his consecutive makes streak to nine to start the season. He missed his 10th attempt.
- ✓ **Nov. 14:** The Orange came back from a six-point, first-half deficit to defeat Drexel, 75-50. **Buddy Boeheim** led the way with 23 points.

## SU START ME UP

When Syracuse has strived to get on the board at the start of a game this winter, it has been able to rely on graduate student

### Jimmy Boeheim.

The oldest of the two Boeheim brothers, Jimmy has managed to tally Syracuse's first points in 12 of the first 16 games.



**Jimmy Boeheim**

### 2021-22 Season

Opponent	First Syracuse Score
Lafayette:	FG, Jimmy Boeheim
Drexel:	FG, Jimmy Boeheim
Colgate:	FG, Jimmy Boeheim
vs. VCU:	FG, Jimmy Boeheim
vs. Arizona State:	FG, Jimmy Boeheim
vs. Auburn:	FT, Buddy Boeheim
Indiana:	FG, Jimmy Boeheim
at Florida State:	3FG, Jimmy Boeheim
vs. Villanova:	3FG, Cole Swider
at Georgetown:	FG, Jimmy Boeheim
Brown:	3FG, Jimmy Boeheim
Cornell:	2FG, Jimmy Boeheim
Virginia:	3FG, Jimmy Boeheim
at Miami	2FG, Jesse Edwards
at Wake Forest	2FG, Jesse Edwards
Pittsburgh	2FG, Jimmy Boeheim
Florida State	FT, Jesse Edwards

## SU DUNK BOARD

Includes Florida State Game

Player	Games	Dunks	Career
Jesse Edwards	17	27	34
Jimmy Boeheim	17	6	6
Benny Williams	17	5	5
Frank Anselem	17	4	4
Cole Swider	17	2	2
<b>Total</b>	<b>17</b>	<b>44</b>	

## ORANGE OVERSEAS

	Player	at SU	Team	Notes	<i>includes games of 1/12</i>
	Tyus Battle	2016-19	Hapoel Galil Gilboa (Israel)	signed 1/11/2022	
	Paschal Chukwu	2016-19	Cockburn (Australia)	signed 1/11/2022	
	Marek Dolezaj	2017-21	GS Iraklis Thessaloniki (Greece)	signed 1/12/2022	
	John Gillon	2016-17	Taoyuan (Taiwan)	3 games, 22.7 ppg., 4.0 apg.	
	Chris McCullough	2014-15	New Taipei (Taiwan)	2 games, 16.5 ppg, 6.5 rpg.	
	Kristof Ongenaet	2007-09	BBC Latem-De Pinte (Belgium)	7 games, 5.1 ppg., 5.7 rpg.	
	Malachi Richardson	2015-16	King Szczecin (Poland)	4 games, 19.3 ppg., 3.8 rpg.	
	Andy Rautins	2005-10	AEK Athens (Greece)	signed 1/6/2022	
	Brandon Triche	2009-13	Shabab Al Ahli (UAE)		
	Andrew White	2016-17	Buyukcekmece	15 games, 7.7 ppg. 4.1 rpg	

- ✓ **Jimmy Boeheim** had 14 points and **Cole Swider** contributed five steals.
- ✓ **Nov. 9:** Syracuse opens the season by defeating Lafayette, 97-63. **Buddy Boeheim** led five players who scored in double digits with 20 points.
- ✓ **Jimmy Boeheim** scored Syracuse's first eight points against the Leopards and finished with 18 points. **Cole Swider** had 14 points and 12 rebounds in his debut.

## SYRACUSE-CLEMSON SERIES



### ALL-TIME SERIES

<b>Overall</b>	<b>Clemson leads, 7-5</b>
Home Total (Dome)	Syracuse leads, 4-1
Away Total (Littlejohn Coliseum)	Clemson leads, 5-1
Neutral Site	Clemson leads, 1-0
<b>Current SYR Streak</b>	<b>W1</b>
Longest SYR Winning Streak	3 (2017-2019)
Longest SYR Losing Streak	3 (2019-present)
Largest SYR Margin of Victory	13 (57-44, 2/9/2014)
Largest SYR Margin of Defeat	17 (78-61, 2/6/2021)

### ALL-TIME RESULTS

Date	Site	W-LSU-OPP
12/2/1960	Memorial Athletic Center	L 67-78 <i>Tigers' Patterson scores 23 at Kent State Tournament.</i>
3/21/2007	Littlejohn Coliseum (NIT)	L 70-74 <i>Devendorf's 23 not enough in NIT Quarterfinal defeat.</i>
2/9/2014	Carrier Dome	W 57-44 <i>Top-ranked 'Cuse win streak reaches 23 after Fair scores 19.</i>
1/17/2015	Littlejohn Coliseum	L 53-66 <i>Blossomgame tallies 15 points, 12 boards in Tiger triumph.</i>
1/5/2016	Carrier Dome	L 73-74 OT <i>A 3-pointer from Clemson's DeVoe put the game into OT.</i>
2/7/2017	Littlejohn Coliseum	W 82-81 <i>Battle sinks a last-second 3-pointer for the win.</i>
3/3/2018	Carrier Dome	W 55-52 <i>Battle and Brissett each contribute 17 points.</i>
1/9/2019	Carrier Dome	W 61-53 <i>Hughes leads four double-digit scorers with 14.</i>
3/9/2019	Littlejohn Coliseum	L 55-67 <i>Reed notches 24 points, 10 boards in Clemson's win.</i>
1/28/2020	Littlejohn Coliseum	L 70-71 <i>Trapp's layup with two seconds left seals win for Tigers.</i>
2/6/2021	Littlejohn Coliseum	L 61-78 <i>Simms records double-double (18 pts., 11 reb.).</i>
3/3/2021	Carrier Dome	W 64-61 <i>Alan Griffin posts 22 points and 10 rebounds.</i>

### INDIVIDUAL HIGHS

**Points:** 23, Andrew White (at CU, 2/7/17); Eric Devendorf (at CU, 3/21/2007)  
**Rebounds:** 13, Tyler Roberson (at CU, 1/17/15)  
**Assists:** 8, John Gillon (at CU, 2/7/17)  
**Steals:** 6, Kadary Richmond (at CU, 2/6/2021)  
**Blocks:** 4, Alan Griffin (at SU, 3/3/2021); Paschal Chukwu (at SU, 3/3/2018)  
**Turnovers:** 7, Demetris Nichols (at CU, 3/21/2007)  
**Field Goals Made:** 10, Rakeem Christmas (at CU, 1/17/15)  
**Field Goal Attempts:** 21, Buddy Boeheim (at CU, 1/28/20)  
**Best FG Percentage (min. 7 made):** .769, 10-13, Rakeem Christmas (at CU, 1/17/15)  
**Free Throws Made:** 8, Elijah Hughes (at CU, 1/28/20); Oshae Brissett (at SU, 3/3/2018)  
**Free Throw Attempts:** 9, Elijah Hughes (at CU, 1/28/20); Oshae Brissett (at SU, 3/3/2018)  
**Best FT Percentage:** 1.000, 7-7, Alan Griffin (at CU, 2/6/2021); John Gillon (at CU, 2/7/2017)  
**3-Point FGs Made:** 6, Alan Griffin (at SU, 3/3/2021); Malachi Richardson (at SU, 1/5/2016) OT  
**3-Point FGs Attempted:** 13, Michael Gbinije (at SU, 1/5/2016) OT  
**Best 3-Point FG Percentage (min. 3 made):** .714, 5-7, Malachi Richardson (at SU, 1/5/2016) OT

### TEAM HIGHS

**Points:** 82 (at CU, 2/7/2017)  
**Rebounds:** 37 (at CU, 3/21/2007)  
**Assists:** 18 (at SU, 1/5/2016) OT  
**Steals:** 13 (at CU, 2/6/2021)  
**Blocks:** 7 (at SU, 1/9/19); (at SU, 3/3/2018)  
**Fewest Turnovers:** 5 (at SU, 2/9/2014)  
**Field Goals Made:** 29 (at CU, 2/7/2017)  
**Field Goal Attempts:** 62 (at SU, 1/5/2016)  
**Best FG Percentage:** .509, 29-57 (at CU, 2/7/2017)  
**Free Throws Made:** 20 (at CU, 2/6/2021)  
**Free Throw Attempts:** 28 (at CU, 3/21/2007)  
**Best FT Percentage:** .933, 14-15 (at CU, 1/28/20)  
**3-Point FGs Made:** 13 (at SU, 1/5/2016) OT  
**3-Point FGs Attempted:** 34 (at SU, 1/5/2016)  
**Best 3-Point FG Percentage (min. 5 made):** .385, 10-26 (at CU, 2/7/2017)

## 2021-22 OPPONENTS

Date	Opponent	includes games of 1/16/2022			Post	TV
		W-L	Rank	Series		
11/9	LAFAYETTE	4-11		9-0	 RSN	
11/14	DREXEL	7-6		4-1	 ESPN 2	
11/20	COLGATE	6-10		127-46		
11/24	vs. VCU	10-5		0-1	 ESPN 2	
11/25	vs. Arizona State	5-9		3-1	 ESPN 2	
11/26	vs. Auburn	16-1	2/2	1-1	 ESPN 2	
11/30	INDIANA	12-4	rv/rv	6-1	 ESPN	
12/4	at Florida State				 ACCN	
12/7	vs. Villanova	12-4	11/11	39-35	 ESPN	
12/11	at Georgetown	6-7		52-45	 FOX	
canc.	LEHIGH			4-0	 ACCN	
12/27	BROWN	9-10		5-3	 ACCN	
12/29	CORNELL	9-6		95-31	 RSN	
1/1	VIRGINIA	10-7		6-11	 ACCN	
1/5	at Miami				 ACCN	
1/8	at Wake Forest				 RSN	
1/11	PITTSBURGH				 ESPN	
1/15	FLORIDA STATE	10-5		8-6	 ESPN	
1/18	CLEMSON	10-7		5-7	 ACCN	
1/22	at Duke	14-2	6/5	6-11	 ESPN	
1/25	at Pittsburgh	7-10		75-47	 ACCN	
1/29	WAKE FOREST	14-4		9-2	 ACCN	
2/2	at NC State	9-9		10-6	 ESPN 2	
2/5	LOUISVILLE	10-7		10-19	 ESPN 2	
2/8	at Boston College	7-8		53-26	 ACCN	
2/12	at Virginia Tech	9-7		11-5	 ESPN 2	
2/19	BOSTON COLLEGE			53-26	 ESPN 2	
2/21	GEORGIA TECH	7-9		7-7	 RSN	
2/23	at Notre Dame	10-6		31-22	 ESPN 2	
2/26	DUKE			6-11	 ESPN 2	
2/28	at North Carolina	12-4	rv/rv	6-14	 ESPN	
3/5	MIAMI	13-4	rv/rv	20-10	 ESPN 2	
<b>TOTAL</b>		<b>238-162</b>	<b>.595</b>			

## SU OPPONENT RECORDS

Season	Won-Lost	Pct.
2021-22	238-162	.594
2020-21	301-221	.577
2019-20	439-350	.556
2018-19	576-381	.602
2017-18	624-384	.619
2016-17	565-417	.575
2015-16	594-413	.590
2014-15	527-337	.583
2013-14	547-430	.560
2012-13	613-415	.596

### Five Sign NLI With Syracuse

**Maliq Brown** from Blue Ridge School (Va.), **Chris Bunch** from Wasatch Academy (Utah), **Peter Carey** from Northfield Mount Hermon School (Mass.), and **Quadir Copeland** and **Justin Taylor** from IMG Academy (Fla.), have signed National Letters of Intent (NLI) to enroll and play basketball for the Orange starting in 2022.

The 2022 Syracuse recruiting class is ranked 14th overall and the fourth best in the ACC according to *247sports.com*.

Brown, a 6-9, 210 forward, plays at Blue Ridge School for Coach Cade Lemcke. He is a native of Culpeper, Va., and averaged 12.9 points per game in his junior season. *247sports.com* ranks Brown as the seventh best player in Virginia. He is rated 47th among power forwards by *ESPN.com*.

Bunch, a 6-8, 190 forward, is enrolled at Wasatch Academy in Mount Pleasant, Utah. He is from Concord, Calif. and is a four-star prospect. He ranks 58th nationally and is the third best Class of 2022 prospect in Utah, according to *247Sports.com*. *ESPN.com* has him as a four-star recruit rated 97th overall and the 27th small forward.

Carey, a 6-11, 190 center/forward, attends Northfield Mount Hermon School (Mass.) and is ranked as the sixth best player in Massachusetts, according to *247Sports.com*. Carey played AAU basketball with the New York Lightning.

Copeland, a 6-6, 175 guard, hails from Gettysburg, Pa. and plays for national powerhouse IMG Academy (Fla.) under Coach Chad Myers. He is ranked 85th nationally by *Rivals.com* and is considered the 27th best player in Florida by *247Sports.com*. *ESPN.com* has Copeland rated as the 20th point guard in the Class of 2020.

Taylor, a 6-6, 200 forward, is playing alongside Copeland at IMG Academy (Fla.), after transferring from St. Anne's-Belfield School (Va.), where he was coached by Damin Altizer. He ranks 83rd nationally and is the 15th best player in Florida in the Class of 2022, according to *247Sports.com*. *ESPN.com* has Taylor as a four-star ranked 100th overall and 28th among small forwards. Taylor is from Charlottesville, Va.



Includes games of Jan. 16

Team	Stat	NCAA	ACC
W-L %	.471	218th	12th
Scoring	78.0	49th	4th
Scoring Defense	75.6	311th	15th
Scoring Margin	+2.4	202nd	10th
Rebounds	36.3	160th	6th
Off. Rebounds	10.9	132nd	4th
Def. Rebounds	25.4	199th	9th
Rebound Margin	-0.7	240th	13th
Assists	15.4	67th	2nd
Assist:TO Ratio	1.3	51st	5th
Turnovers	11.9	82nd	9th
Turnovers Forced	12.9	208th	7th
Turnover Margin	+0.9	146th	8th
Steals	7.8	86th	4th
Blocks	4.2	79th	4th
FG %	.455	114th	7th
FG % Defense	.428	185th	9th
3FG	88	67th	2nd
3FG %	.379	27th	4th
3FG % Defense	.345	251st	11th
FT %	.727	119th	6th
<b>Individual</b>			
<b>Points Per Game</b>			
Buddy Boeheim	18.9	45th	4th
<b>Points</b>			
Buddy Boeheim	321	25th	3rd
<b>3-pt Field Goal Made</b>			
Joseph Girard III	47	39th	1st
<b>3-pt Field Goal Average</b>			
Joseph Girard III	2.8	53rd	1st
Buddy Boeheim	2.4	135th	4th
Cole Swider	2.2	188th	9th
<b>3-pt Field Goal Percentage</b>			
Joseph Girard III	.439	25th	1st
<b>Free Throw Percentage</b>			
Buddy Boeheim	.904	16th	2nd
<b>Rebounds</b>			
Cole Swider	120	103rd	8th
<b>Defensive Rebounds Per Game</b>			
Cole Swider	5.7	97th	8th
<b>Assists Per Game</b>			
Joseph Girard III	4.4	91st	4th
<b>Assists</b>			
Joseph Girard III	74	68th	4th
<b>Assist Turnover Ratio</b>			
Buddy Boeheim	2.0	110th	7th
<b>Blocked Shots Per Game</b>			
Jesse Edwards	2.9	16th	2nd
<b>Blocks</b>			
Jesse Edwards	50	9th	2nd
<b>Steals Per Game</b>			
Joseph Girard III	1.7	141st	6th
<b>Steals</b>			
Joseph Girard III	28	83rd	4th
<b>Double Doubles</b>			
Cole Swider	4	76th	5th
<b>Minutes Played Avg.</b>			
Buddy Boeheim	37:50	7th	1st
<b>Minutes Played</b>			
Buddy Boeheim	643	8th	2nd

## SPECIALTY STATISTICS

	PP	PTO	SCP	FBP	BP
Opponent	SU-OPP	SU-OPP	SU-OPP	SU-OPP	SU-OPP
LAFAYETTE	44-18	12-9	11-8	24-18	16-21
DREXEL	40-16	25-22	5-9	15-4	8-24
COLGATE	32-28	11-11	16-18	12-8	12-28
vs. VCU	24-30	15-16	16-6	5-7	0-23
vs. Arizona State	36-26	9-10	16-11	2-2	2-25
vs. Auburn	26-42	8-20	6-9	6-11	11-33
INDIANA	36-48	33-11	14-20	24-14	6-10
at Florida State	22-28	9-16	13-9	3-15	1-25
vs. Villanova	22-14	6-13	7-25	2-0	0-14
at Georgetown	42-26	10-5	8-5	13-0	9-14
BROWN	36-26	13-12	11-5	12-8	16-31
CORNELL	40-14	27-18	9-15	10-15	5-38
VIRGINIA	24-40	7-14	16-7	12-5	4-11
at Miami	22-34	11-25	13-12	3-18	3-19
at Wake Forest	24-24	14-14	10-13	8-7	7-13
PITTSBURGH	32-16	13-13	14-12	7-9	5-8
FLORIDA STATE	32-28	12-22	8-6	4-17	4-29
CLEMSON					
at Duke					
at Pittsburgh					
WAKE FOREST					
at NC State					
LOUISVILLE					
at Boston College					
at Virginia Tech					
BOSTON COLLEGE					
at Notre Dame					
DUKE					
at North Carolina					
MIAMI					
	534-448	235-251	190-190	262-158	149-368
<b>2021-22 Avg.</b>	<b>31.4-26.4</b>	<b>13.8-14.8</b>	<b>11.2-11.2</b>	<b>15.4-9.3</b>	<b>8.8-21.6</b>
2020-21 Avg.	28.9-28.4	14.8-11.3	10.3-10.4	14.0-11.6	12.0-17.9
2019-20 Avg.	29.3-24.1	15.0-12.9	10.3-11.6	12.3-9.5	11.6-17.3
2018-19 Avg.	27.6-21.2	19.2-19.9	10.0-8.8	7.8-5.1	11.2-15.5
2017-18 Avg.	26.0-23.6	12.7-12.2	11.1-10.6	4.8-6.6	6.9-14.9
2016-17 Avg.	26.2-27.2	15.6-13.5	11.7-12.1	8.0-7.6	14.7-16.7
2015-16 Avg.	26.3-28.8	14.7-12.5	11.5-11.7	7.0-6.3	12.8-19.2
2014-15 Avg.	33.1-26.1	15.5-11.3	12.5-10.9	8.9-6.7	10.2-14.6
2013-14 Avg.	29.9-22.0	16.2-8.7	13.1-9.8	7.3-5.1	11.8-13.4
2012-13 Avg.	32.7-22.3	16.2-12.5	12.8-10.4	10.1-6.7	18.3-15.2
2011-12 Avg.	34.1-23.9	19.9-10.0	12.8-11.7	13.2-6.5	31.6-14.3
2010-11 Avg.	34.3-23.8	17.6-12.3	11.9-9.5	13.0-6.4	19.0-15.2
2009-10 Avg.	40.1-27.7	18.4-15.4	13.1-12.3	14.3-6.6	24.4-15.7
2008-09 Avg.	40.4-30.2	16.0-15.9	11.7-13.2	16.3-10.2	17.9-15.7
2007-08 Avg.	38.6-28.1	17.4-16.6	13.6-12.5	14.0-8.6	9.0-18.5
2006-07 Avg.	30.1-25.1	17.2-15.1	12.2-13.4	12.3-8.4	22.9-17.0
2005-06 Avg.	30.1-24.5	16.8-16.9	13.3-11.1	11.6-8.2	13.5-14.7
2004-05 Avg.	39.9-23.5	17.9-13.6	13.9-13.0	9.5-5.3	16.0-13.9
PP=points in the paint	PTO=points off turnovers		SCP=second chance points		
FBP=fast break points	BP=bench points				


## 2021-22 BROTHERS SCORING

*includes 1/16/2022 games*


No.	Player	School	GP	Points	Avg.	Total
1.	Keegan Murray	Iowa	16	384	23.9	34.4
	Kris Murray	Iowa	17	165	10.3	
2.	<b>Buddy Boeheim</b>	<b>Syracuse</b>	<b>17</b>	<b>321</b>	<b>18.9</b>	<b>33.2</b>
	<b>Jimmy Boeheim</b>	<b>Syracuse</b>	<b>17</b>	<b>243</b>	<b>14.3</b>	
3.	Teddy Allen	New Mexico St.	17	316	18.6	30.1
	Timmy Allen	Texas	17	196	11.5	
4.	Johnny Davis	Wisconsin	14	304	21.7	23.2
	Jordan Davis	Wisconsin	14	21	1.5	
5.	Makai Ashton-Langford	Boston College	15	184	12.3	23.3
	DeMarr Langford Jr.	Boston College	15	165	11.0	

## LEAD/DEFICIT COMPARISON

Opponent	Lead	Deficit	Run	Changes	Ties	Result
LAFAYETTE	36 (0:51-2nd)	3 (19:36-1st)	13-0 (1st)	1	0	W, 97-63
DREXEL	23 (2:06-2nd)	6 (2:48-1st)	12-0 (2nd)	7	2	W, 75-60
COLGATE	17 (13:03-1st)	15 (0:37-2nd)	11-0 (1st)	1	3	L, 85-100
vs. VCU	6 (0:06-1st)	12 (0:22-2nd)	8-0 (1st)	7	4	L, 55-67
vs. Arizona State	18 (0:47-1st)	3 (17:55-1st)	11-0 (1st)	5	7	W, 92-84
vs. Auburn	4 (16:06-1st)	22 (0:20-2nd)	8-0 (1st)	8	2	L, 68-89
INDIANA	18 (1:01-1st)	4 (4:12-2 OT)	10-0 (1st)	8	10	W, 112-110 2OT
at Florida State	11 (5:03-1st)	11 (5:43-2nd)	11-0 (2nd)	3	0	W, 63-60
vs. Villanova	5 (7:31-1st)	14 (1:08-2nd)	6-0 (1st)	15	8	L, 53-67
at Georgetown	10 (1st-0:06)	6 (8:08-2nd)	9-0 (1st)	11	6	L, 75-79
BROWN	32 (3:37-2nd)	0	10-0 (1st+2nd)	0	0	W, 93-62
CORNELL	19 (10:20-2nd)	0	11-0 (1st)	0	0	W, 80-68
VIRGINIA	2 (19:29-2nd)	12 (7:36-1st)	7-0 (1st)	4	4	L, 69-74
at Miami	18 (0:59-1st)	8 (9:51-2nd)	10-0 (1st)	9	2	L, 87-88
at Wake Forest	8 (14:59-2nd)	4 (0:37-1st)	9-0 (2nd)	11	10	L, 74-77, OT
PITTSBURGH	20 (7:20-2nd)	7 (3:51-1st)	8-0 (2nd)	2	3	W, 77-61
FLORIDA STATE	10 (5:17-1st)	7 (11:50-2nd)	10-0 (2nd)	4	7	L, 71-76
CLEMSON						
at Duke						
at Pittsburgh						
WAKE FOREST						
at NC State						
LOUISVILLE						
at Boston College						
at Virginia Tech						
BOSTON COLLEGE						
at Notre Dame						
DUKE						
at North Carolina						
MIAMI						



Jim Boeheim is in his 46th year as head coach at his alma mater.



## Boeheim Second All-Time In Wins

Jim Boeheim is in his 46th season as head coach at his alma mater, Syracuse. He earned the \*990th win of his coaching tenure when the Orange defeated Pittsburgh, 77-71 on Jan. 11.

# 990\*

Mike Krzyzewski (Army, Duke) is the only active Division I coach who is ahead of Boeheim on the wins and games-coached list.

Boeheim's 45 seasons completed put him first on the list of Division I coaches at their current schools. Krzyzewski is second with 40 campaigns at Duke.

## The Book On Boeheim

Boeheim owns a career record of \*990-418 (.703).

His 1,408 games (total reflects 101 games vacated between 2004-07 and 2010-12 by the NCAA) ranks first for coaches who have served at only one institution in the Division I ranks.

The 2021 NCAA berth gave SU 41 post-season appearances under Boeheim, including 35 NCAA Tournaments. He has guided his alma mater to the NCAA title game three times, winning it for the first time in 2003.

\*record reflects 101 wins vacated between 2004-07 and 2010-12 by the NCAA

## JIM BOEHEIM RECORDS

### 1976-present (46th season)

At Syracuse: 990-418 (.703)\*

\*record reflects 101 wins vacated between 2004-07 and 2010-12 by the NCAA

As an SU Player: 52-24 (.684)

As an SU Assistant: 139-65 (.681)

NCAA Tournament: 58-34 (.637)#

#record reflects four NCAA Tournament wins vacated between 2004-07 and 2010-12 by the NCAA

NIT: 11-8 (.579)\$

\$record reflects 2 NIT wins vacated between 2004-07 and 2010-12 by the NCAA

ACC Tournament: 4-6 (.400)

BIG EAST Tournament: 50-29 (.633)

In Overtime: 48-30 (.615)

Season Openers 41-5 (.891)

## Division I Coaches by Wins

Coach	Schools	Wins
1. M. KRZYZEWSKI	Army, Duke	1,184
2. JIM BOEHEIM	Syracuse	*990
3. Jim Calhoun	Northwestern, UConn St. Joseph (Conn.)	921
4. BOB HUGGINS	Walsh, Akron, Cincy, Kansas State, West Virginia	913
5. Roy Williams	Kansas, North Carolina	903

\*record reflects 101 wins vacated between 2004-07 and 2010-12 by the NCAA

## Active Division I Coaches by Games

Coach	Schools	Games
1. Mike Krzyzewski	Army, Duke	1,547
2. JIM BOEHEIM	Syracuse	*1,408
3. Cliff Ellis	S. Alabama, Clemson, Auburn, Coastal Carolina	1,341
4. Bob Huggins	Walsh, Akron, Cincinnati, Kansas State, West Virginia	1,298
5. Greg Kampe	Oakland	1,153

\*total reflects 101 games vacated between 2004-07 and 2010-12 by the NCAA.

## Division I Seasons With Current School

Coach	School	Seasons
1. JIM BOEHEIM	Syracuse	45
2. Mike Krzyzewski	Duke	40
3. Greg Kampe	Oakland	37
4. Bob McKillop	Davidson	32
5. Ron Cottrell	Houston Baptist	30

represents seasons completed

## Division I Coaches Wins At Alma Mater

Coach	Schools	Wins
1. JIM BOEHEIM	Syracuse	*990
2. Norm Stewart	Missouri	634
3. Slats Gill	Oregon State	599
4. Guy Lewis	Houston	592
5. Phog Allen	Kansas	588

\*record reflects 101 wins vacated between 2004-07 and 2010-12 by the NCAA

## Division I Coaches 20-Win Seasons

Coach	Schools	No.
1. M. KRZYZEWSKI	Army, Duke	36
2. JIM BOEHEIM	Syracuse	*34
3. Dean Smith	North Carolina	30
4. Roy Williams	Kansas, North Carolina	29
Bob Knight	Army, Indiana, Texas Tech	29
Lute Olson	Iowa, Arizona	29

\*total reflects five 20-win seasons vacated between 2004-07 and 2010-12 by the NCAA

## Division I NCAA Tournament Wins

Coach	Schools	Wins
1. M. KRZYZEWSKI	Duke	97
2. Roy Williams	N. Carolina, Kansas	79
3. Dean Smith	North Carolina	65
4. JIM BOEHEIM	Syracuse	*57
5. TOM IZZO	Michigan State	52
6. Jim Calhoun	Northeastern, Connecticut	49
BILL SELF	Tulsa, Illinois, Kansas	49
8. John Wooden	UCLA	47

\*record reflects four tournament wins vacated between 2004-07 and 2010-12 by the NCAA

## Division I NCAA Tournament Appearances

Coach	Schools	Wins
1. M. KRZYZEWSKI	Duke	35
JIM BOEHEIM	Syracuse	35
3. Roy Williams	Kansas, N. Carolina	30
4. Bob Knight	Indiana, Texas Tech	28
5. Lute Olson	Iowa, Arizona	27
Dean Smith	N. Carolina	27
7. RICK BARNES	Providence, Clemson, Texas, Tennessee	25
BOB HUGGINS	Akron, Cincinnati, W. Virginia	25
Eddie Sutton	Creighton, Arkansas, Kentucky, Oklahoma State	25

Active Coaches in CAPS

includes games of 1/16/2022

## BOEHEIM MEN BY THE NUMBERS

TOTAL	3-PTS				REBOUNDS																		
Boeheim	G	GS	FG	FGA	Pct	3FG	3FGA	Pct	FT	FTA	Pct	O	D	Tot	Avg	PF	FO	A	TO	Blk	Stl	Pts	Avg
Buddy	106	79	517	1,258	.411	262	716	.366	177	215	.823	55	187	238	2.2	164	3	228	143	10	108	1,473	13.9
Jimmy	95	55	395	897	.440	98	310	.316	155	237	.654	100	287	387	4.1	139	0	105	113	28	53	1,043	11.0
Jim	76		320	616	.519	--	--	--	105	151	.695			177	2.3							745	9.8

## 2021-22 AP POLL

January 17, 2021

No.	Team	W-L	Points
1.	Gonzaga (25)	14-2	1,486
2.	Auburn (36)	16-1	1,482
3.	Arizona	14-1	1,320
4.	Purdue	14-2	1,255
5.	Baylor	15-2	1,238
6.	Duke	14-2	1,205
7.	Kansas	14-2	1,192
8.	Wisconsin	14-2	1,056
9.	UCLA	11-2	1,041
10.	Houston	15-2	1,036
11.	Villanova	13-4	908
12.	Kentucky	14-3	804
13.	LSU	15-2	738
14.	Michigan State	14-3	681
15.	Iowa State	14-3	665
16.	USC	14-2	618
17.	Illinois	13-3	521
18.	Texas Tech	13-4	509
19.	Ohio State	11-4	465
20.	Xavier	13-3	427
21.	Providence	14-2	350
22.	Loyola Chicago	13-2	193
23.	Texas	13-4	185
24.	Tennessee	11-5	98
25.	UConn	11-4	73

**Others receiving votes:** Iowa 56, BYU 50, Davidson 34, Alabama 26, San Diego State 25, Miami 21, Oregon 15, West Virginia 14, Colorado State 13, Texas A&M 10, Oklahoma 7, TCU 4, North Carolina 2, Indiana 2.

## 2021-22 COACHES POLL

January 17, 2022

No.	Team	W-L	Points
1.	Gonzaga (23)	14-2	787
2.	Auburn (8)	16-1	759
3.	Arizona (1)	14-1	687
4.	Purdue	14-2	647
5.	Duke	14-2	643
6.	Baylor	15-2	642
7.	Kansas	14-2	611
8.	Wisconsin	14-2	546
9.	UCLA	11-2	530
10.	Houston	15-2	491
11.	Villanova	13-4	479
12.	Kentucky	14-3	419
13.	Michigan State	14-3	366
14.	Iowa State	14-3	326
15.	Southern California	14-2	322
16.	Louisiana State	15-2	300
17.	Illinois	13-3	297
18.	Ohio State	11-4	263
19.	Texas Tech	13-4	261
20.	Xavier	13-3	252
21.	Providence	14-2	227
22.	Texas	13-4	103
23.	Colorado State	13-1	75
24.	Loyola-Chicago	13-2	60
25.	Tennessee	11-5	52
	Connecticut	11-4	52

**Others receiving votes:** Miami 40, Seton Hall 37, Brigham Young 23, Alabama 21, Davidson 14, Texas A&M 11, San Diego State 10, Iowa 10, North Carolina 6, Indiana 6, SMU 5, Oregon 5, West Virginia 4, TCU 4, San Francisco 2, Oklahoma 2, Oakland 1, Murray State 1, Grand Canyon 1, Boise State 1.

## SYRACUSE POLL POINTS

The last time. . .

SU vs. ranked team	12/7/21	#6 Villanova 67, SU 53
SU win vs. ranked team	3/21/21	SU 75, #13 West Virginia 72
Both ranked	11/16/18	#13 Oregon 80, #15 SU 65
Both top 10	2/22/14	#5 Duke 66, #1 SU 60
Both top 5	2/22/14	#5 Duke 66, #1 SU 60
SU vs. ranked back-to-back	3/27/21	#6 Houston 62, SU 46
SU played #1	3/21/21	SU 75, #13 West Virginia 72
SU beat #1	2/23/19	#1 Duke 75, SU 65
SU played #2	1/14/19	SU 95, #1 Duke 91 OT
SU beat #2	3/4/19	#2 Virginia 79, SU 53
SU played #3	2/3/03	SU 67, #2 Pittsburgh 65
SU beat #3	1/9/18	#3 Virginia 68, SU 60
SU played #4	3/12/09	#18 SU 127, #3 UConn 117 6 OT
SU beat #4	3/27/16	SU 68, #4 Virginia 62 (NCAA)
SU played #5	3/27/16	SU 68, #4 Virginia 62 (NCAA)
SU beat #5	3/14/19	#5 Duke 84, SU 72 (ACCT)
<b>SU played #6</b>	3/18/18	SU 55, #5 Mich. State (NCAA) 53
SU beat #6	12/7/21	<b>#6 Villanova 67, SU 53</b>
SU played #7	1/28/17	SU 82, #6 Florida State 72
SU beat #7	2/26/17	#7 Louisville 88, SU 68
SU played #8	12/7/10	#8 SU 72, #7 Michigan State 58
SU beat #8	1/25/21	#8 Virginia 81, SU 58
SU played #9	12/28/13	#2 SU 78, #8 Villanova 62
SU beat #9	2/1/20	#9 Duke 97, SU 88
SU played #10	2/4/17	SU 66, #9 Virginia 62
SU beat #10	1/26/19	#10 Virginia Tech 78, SU 56
SU played #11	2/22/17	SU 78, #10 Duke 75
SU beat #11	2/19/20	#11 Louisville 90, SU 66
SU played #12	2/26/11	#17 SU 58, #11 Georgetown 51
SU beat #12	3/7/18	#12 N. Carolina 78, SU 59 (ACCT)
SU played #13	2/18/15	SU 69, #12 Louisville 59
SU beat #13	3/21/21	SU 75, #13 West Virginia 72
SU played #14	3/21/21	SU 75, #13 West Virginia 72
SU beat #14	12/18/18	#14 Buffalo 71, SU 59
SU played #15	3/22/12*	#2 SU 64, #14 Wisconsin 63 (NCAA)
SU beat #15	3/11/21	#15 Virginia 72, SU 69 (ACCT)
SU played #16	3/30/13	#16 SU 55, #15 Marquette 39 (NCAA)
SU beat #16	3/19/21	SU 78, #16 San Diego St. 62
SU played #17	3/19/21	SU 78, #16 San Diego St. 62
SU beat #17	11/29/16	#17 Wisconsin 77, #22 SU 60
SU played #18	2/1/14	#2 SU 91, #17 Duke 89 OT
SU beat #18	1/11/20	SU 63, #18/18 Virginia 55 OT
<b>SU played #19</b>	1/11/20	SU 63, #18/18 Virginia 55 OT
SU beat #19	11/26/21	<b>#19 Auburn 89, Syracuse 68</b>
SU played #20	3/3/12	#2 SU 58, #19 Louisville 49
SU beat #20	1/18/16	SU 64, #20 Duke 62
SU played #21	1/18/16	SU 64, #20 Duke 62
SU beat #21	12/9/20	#21 Rutgers 79, Syracuse 69
SU played #22	1/21/13	#t3 SU 57, #21 Cincinnati 55
SU beat #22	2/5/19	#22 Florida State 80, SU 62
SU played #23	1/18/14	#2 SU 59, #22 Pittsburgh 54
SU beat #23	1/13/18	#23 Florida State 101, SU 90 2OT
SU played #24	12/20/08	SU 72, #23 Memphis 65
SU beat #24	11/19/04	SU 71, #24 Memphis 62
SU played #25	11/19/04	SU 71, #24 Memphis 62
SU beat #25	1/28/16	SU 81, #25 Notre Dame 66
SU played #25	1/28/16	SU 81, #25 Notre Dame 66

Ranked opponents in a season 15 2008-09

\*wins vacated by NCAA sanctions

## SU IN THE 2021-22 POLLS

Date	AP	Coaches
Preseason	rv	rv
November 15	rv	--
November 22	rv	rv
November 29	--	--
December 6	--	--
December 13	--	--
December 20	--	--
December 27	--	--
January 3	--	--
January 10	--	--
January 17	--	--

## SU'S MOST FAMILIAR FOES

Opponents	Games
<b>1. Colgate (Nov. 20)</b>	<b>173</b>
<b>2. Cornell (Dec. 29)</b>	<b>126</b>
<b>3. Pittsburgh (Jan.11, Jan. 25)</b>	<b>121</b>
4. Penn State	106
<b>5. Georgetown (Dec. 11)</b>	<b>97</b>
6. Connecticut	95
7. St. John's	91
8. Niagara (Dec. 3)	83
<b>9. Boston College (Feb. 8, Feb. 19)</b>	<b>79</b>
10. Villanova (Dec. 7)	74

**bold indicates 2021-22 opponent**



## JOHN BOL AJAK

Center • 6-10 • 216 • Redshirt Sophomore  
Natinga, South Sudan • The School At Church Farm  
Westtown School (Pa.)

# 2

- He saw time in the 2021 season opener against Lafayette and scored two points. He has played in four games this season.
- Ajak played in the 2020-21 NCAA Tournament game against San Diego State on March 19, 2021.
- Ajak made his collegiate debut against Niagara last season.
- He scored his first points for the Orange in a game against Rider.
- Ajak played in 10 games last season.

### AJAK SEASON HIGHS

**Points:** 2, Lafayette  
**FG Made:** 1, Lafayette  
**FG Attempted:** 3, Lafayette  
**3-Point FGM:**  
**3-Point FGA:** 1, Lafayette  
**FT Made:** 1, vs. Auburn  
**FT Attempted:** 2, vs. Auburn  
**Rebounds:** 4, Lafayette  
**Off. Rebounds:**  
**Def. Rebounds:** 4, Lafayette  
**Assists:** 1, Lafayette  
**Steals:** 0  
**Blocks:** 0  
**Minutes:** 7, Lafayette

### AJAK CAREER HIGHS

**Points:** 2, Lafayette, 2021-22; Rider, 2020-21  
**FG Made:** 1, Lafayette, 2021-22; Rider, 2020-21  
**FG Attempted:** 3, Lafayette, 2021-22  
**3-Point FGM:**  
**3-Point FGA:** 1, Lafayette, 2021-22  
**FT Made:** 1, vs. Auburn, 2021-22  
**FT Attempted:** 2, vs. Auburn, 2021-22  
**Rebounds:** 4, Lafayette, 2021-22  
**Off. Rebounds:** 1, at Rutgers, at Boston College, 2020-21  
**Def. Rebounds:** 4, Lafayette, 2021-22  
**Assists:** 1, Lafayette, 2021-22; Rider, at Rutgers, 2020-21  
**Steals:** 1 at Duke, 2020-21  
**Blocks:** 1, Notre Dame, at Georgia Tech, 2020-21  
**Minutes:** 9, Niagara, at Georgia Tech, 2020-21

### 2021-22 AJAK GAME-BY-GAME

Opponent	MP	FG	3PT	FT	REB	PF	A	T	B	S	TP
LAFAYETTE	7	1-3	0-1	0-0	4	0	1	0	0	0	2
DREXEL	DNP										
COLGATE	DNP										
vs. VCU	DNP										
vs. Arizona State	DNP										
vs. Auburn	3	0-0	0-0	1-2	0	0	0	0	0	0	1
INDIANA	DNP										
at Florida State	DNP										
vs. Villanova	DNP										
at Georgetown	DNP										
BROWN	DNP										
CORNELL	3	0-0	0-0	0-0	1	0	0	1	0	0	0
VIRGINIA	DNP										
at Miami	DNP										
at Wake Forest	DNP										
Pittsburgh	4	0-0	0-0	0-0	0	0	0	0	0	0	0
FLORIDA STATE	DNP										
CLEMSON											
at Duke											
at Pittsburgh											
WAKE FOREST											
at NC State											
LOUISVILLE											
at Boston College											
at Virginia Tech											
BOSTON COLLEGE											
GA. TECH											
at Notre Dame											
DUKE											
at North Carolina											
MIAMI											


### AJAK'S CAREER STATISTICS

Year	TOTAL				3-PTS			REBOUNDS			PF		A		Blk	Stl	Pts	Avg					
	G	GS	FG	FGA	Pct	3FG	3FGA	Pct	FT	FTA	Pct	O	D	Tot					Avg				
2020-21	10	0	1	4	.250	0	0	.000	0	0	.000	2	2	4	0.4	7	0	2	1	2	1	2	0.2
2021-22	4	0	1	3	.333	0	1	.000	1	2	.500	0	5	5	1.3	0	0	1	1	0	0	3	1.5
<b>Total</b>	<b>13</b>	<b>0</b>	<b>2</b>	<b>7</b>	<b>.286</b>	<b>0</b>	<b>1</b>	<b>.000</b>	<b>1</b>	<b>2</b>	<b>.500</b>	<b>2</b>	<b>7</b>	<b>9</b>	<b>0.7</b>	<b>7</b>	<b>0</b>	<b>3</b>	<b>2</b>	<b>2</b>	<b>1</b>	<b>5</b>	<b>0.4</b>



## FRANK ANSELEM

Center • 6-10 • 215 • Sophomore  
Lagos, Nigeria • Westlake (Ga.)  
Lincoln Academy (Ga.) • Prolific Prep (Calif.)



- Anselem has played in 16-of-17 games so far this season.
- He led the team in rebounds in the contest against Drexel, grabbing a career-high six.
- Anselem recorded a personal-best two steals in the game against Colgate.
- He shot 4-for-4 from the free-throw line in the win versus Indiana.
- Anselem had five rebounds in 10 minutes of work at Wake Forest.

### ANSELEM SEASON HIGHS

**Points:** 6, Drexel  
**FG Made:** 3, Drexel  
**FG Attempted:** 4, Drexel  
**3-Point FGM:** 0  
**3-Point FGA:** 0  
**FT Made:** 4, vs. Indiana  
**FT Attempted:** 4, vs. Indiana and Brown  
**Rebounds:** 6, Drexel  
**Off. Rebounds:** 3, Lafayette  
**Def. Rebounds:** 4, Drexel  
**Assists:** 2, Lafayette  
**Steals:** 2, Colgate  
**Blocks:** 1, Brown and Cornell  
**Minutes:** 17, Lafayette

### ANSELEM CAREER HIGHS

**Points:** 6, Drexel, 2021-22  
**FG Made:** 3, Drexel 2021-22  
**FG Attempted:** 4, Drexel, 2021-22  
**3-Point FGM:** 0  
**3-Point FGA:** 0  
**FT Made:** 4, Indiana, 2021, Rider, 2020-21  
**FT Attempted:** 5, Rider, 2020-21  
**Rebounds:** 6, Drexel, 2021-22  
**Off. Rebounds:** 3, Lafayette, 2021-22  
**Def. Rebounds:** 4, Drexel, 2021-22  
**Assists:** 2, Lafayette, 2021-22  
**Steals:** 2, Colgate 2021-22  
**Blocks:** 1, Brown, 2021-22, Cornell, 2021-22, Rider, 2020-21  
**Minutes:** 17, Lafayette, 2021-22

### 2021-22 ANSELEM GAME-BY-GAME

Opponent	MP	FG	3PT	FT	REB	PF	A	T	B	S	TP
LAFAYETTE	17	2-3	0-0	1-2	4	0	2	0	0	0	5
DREXEL	16	3-4	0-0	0-2	6	3	0	1	0	0	6
COLGATE	9	0-0	0-0	0-0	1	2	1	0	0	2	0
vs. VCU	15	0-1	0-0	0-0	1	3	0	1	0	1	0
vs. Arizona State	5	0-0	0-0	2-2	1	1	0	0	0	0	2
vs. Auburn	9	0-1	0-0	2-2	2	0	0	0	0	0	2
INDIANA	11	0-0	0-0	4-4	3	3	0	0	0	0	4
at Florida State	8	0-0	0-0	0-0	4	1	0	0	0	0	0
vs. Villanova	9	0-0	0-0	0-0	1	1	0	1	0	0	0
at Georgetown	10	2-3	0-0	1-2	1	1	0	0	1	0	5
BROWN	11	0-0	0-0	2-4	5	2	0	0	1	0	2
CORNELL	11	0-0	0-0	2-2	0	0	0	1	1	0	2
VIRGINIA	9	0-0	0-0	0-0	1	0	0	1	1	0	0
at Miami	DNP										
at Wake Forest	10	0-0	0-0	1-2	5	2	0	0	0	1	1
PITTSBURGH	7	0-1	0-0	0-0	3	1	0	0	0	1	0
FLORIDA STATE	6	0-0	0-0	0-0	0	3	0	0	0	0	0
CLEMSON											
at Duke											
at Pittsburgh											
WAKE FOREST											
at NC State											
LOUISVILLE											
at Boston College											
at Virginia Tech											
BOSTON COLLEGE											
GA. TECH											
at Notre Dame											
DUKE											
at North Carolina											
MIAMI											

## ANSELEM'S CAREER STATISTICS

Year	TOTAL					3-PTS			REBOUNDS			PF FO		A TO		Blk	Stl	Pts	Avg				
	G	GS	FG	FGA	Pct	3FG	3FGA	Pct	FT	FTA	Pct	O	D	Tot	Avg								
2020-21	4	0	1	1	1.000	0	0	.000	4	5	.800	2	3	5	1.3	4	0	0	3	1	1	6	1.5
2021-22	16	0	7	13	.538	0	0	.000	15	22	.682	17	21	38	2.4	23	0	3	5	4	5	29	1.8
<b>Total</b>	<b>20</b>	<b>0</b>	<b>8</b>	<b>14</b>	<b>.571</b>	<b>0</b>	<b>0</b>	<b>.000</b>	<b>19</b>	<b>27</b>	<b>.704</b>	<b>19</b>	<b>24</b>	<b>42</b>	<b>2.1</b>	<b>27</b>	<b>0</b>	<b>3</b>	<b>8</b>	<b>5</b>	<b>6</b>	<b>35</b>	<b>1.8</b>



## BUDDY BOEHEIM

Guard • 6-6 • 205 • Senior  
 Fayetteville, N.Y. • Jamesville-DeWitt H.S.  
 Brewster Academy (N.H.)

# 35

- Boeheim was one of five players voted Preseason First Team All-ACC.
- He is on the Watch Lists for five different honors, including the NABC Player of the Year award.
- He netted 27 points and a career-best five steals and eight assists versus Indiana.
- Boeheim has scored in double-digits in 14 out of the 17 games .
- He recorded a season-high 28 points against Brown.

### B. BOEHEIM SEASON HIGHS

**Points:** 28, Brown  
**FG Made:** 11, Brown  
**FG Attempted:** 23, Indiana  
**3-Point FGM:** 4, Brown  
**3-Point FGA:** 11, Indiana  
**FT Made:** 9, vs. Auburn  
**FT Attempted:** 11, vs. Arizona State  
**Rebounds:** 6, vs. VCU, vs. Arizona State  
**Off. Rebounds:** 3, vs. VCU  
**Def. Rebounds:** 5, vs. Arizona State  
**Assists:** 8, Indiana  
**Steals:** 5, Indiana  
**Blocks:** 0  
**Minutes:** 50, Indiana

### B. BOEHEIM CAREER HIGHS

**Points:** 31 vs. Virginia (ACCT), 2020-21  
**FG Made:** 11 vs. Brown, 2021-22, vs. San Diego St. (NCAA), 2020-21  
**FG Attempted:** 24, Buffalo, 2020-21  
**3-Point FGM:** 7 vs. San Diego St. (NCAA), 2020-21; at Georgetown, Notre Dame, 2019-20  
**3-Point FGA:** 13, North Carolina, vs. West Virginia (NCAA), 2020-21; Cornell, at Georgia Tech, Georgetown, Virginia Tech, 2019-20  
**FT Made:** 9, vs. Auburn, 2021-22  
**FT Attempted:** 12 vs. North Carolina (ACCT), 2019-20  
**Rebounds:** 6, vs. VCU and Arizona State, 2021-22 vs. Houston (NCAA), 2020-21; Colgate, North Florida, 2019-20; vs. Pittsburgh (ACCT), 2018-19  
**Off. Rebounds:** 4, Duke, 2018-19  
**Def. Rebounds:** 6, vs. Houston (NCAA), 2020-21; Colgate, 2019-20  
**Assists:** 8, Indiana, 2021-22  
**Steals:** 5, Indiana, 2021-22  
**Blocks:** 2 at Florida State, 2019-20  
**Minutes:** 50, Indiana, 2021-22


### 2021-22 BOEHEIM GAME-BY-GAME

Opponent	MP	FG	3PT	FT	REB	PF	A	T	B	S	TP
LAFAYETTE*	35	6-14	3-9	3-3	4	0	5	1	0	1	18
DREXEL*	34	8-16	3-6	4-4	1	1	4	1	0	2	23
COLGATE*	40	7-16	2-6	3-3	2	3	0	2	0	1	19
vs. VCU*	39	6-17	2-10	6-7	6	2	2	1	0	3	20
vs. Arizona State*	39	7-17	1-5	8-11	6	0	5	3	0	2	23
vs. Auburn*	32	3-12	2-6	9-9	3	1	2	3	0	2	17
INDIANA*	50	10-23	3-11	4-4	3	4	8	2	0	5	27
at Florida State*	38	3-10	0-4	0-0	4	1	5	2	0	0	6
vs. Villanova*	38	3-15	0-5	0-0	0	2	1	1	0	0	6
at Georgetown*	37	7-18	3-7	0-0	4	2	3	0	0	1	17
BROWN*	29	11-19	4-6	2-2	5	0	3	3	0	0	28
CORNELL*	33	9-16	2-6	2-2	2	1	2	2	0	1	22
VIRGINIA*	40	7-17	5-10	8-9	4	3	5	3	0	0	27
at Miami*	35	2-7	2-6	3-4	5	5	6	5	0	1	9
at Wake Forest*	44	5-20	2-9	5-5	7	3	6	0	0	0	17
PITTSBURGH*	40	7-13	5-8	5-6	4	1	3	2	0	3	24
FLORIDA STATE*	40	6-13	2-6	4-4	2	2	3	1	0	0	18
CLEMSON											
at Duke											
at Pittsburgh											
WAKE FOREST											
at NC State											
LOUISVILLE											
at Boston College											
at Virginia Tech											
BOSTON COLLEGE											
GA. TECH											
at Notre Dame											
DUKE											
at North Carolina											
MIAMI											
*started											

### B. BOEHEIM'S CAREER STATISTICS

Year	G	GS	TOTAL			3-PTS			FT	FTA	Pct	REBOUNDS				PF	FO	A	TO	Blk	Stl	Pts	Avg
			FG	FGA	Pct	3FG	3FGA	Pct				O	D	Tot	Avg								
2018-19	32	5	72	189	.381	47	133	.353	26	33	.788	18	34	52	1.6	38	0	33	25	3	18	217	6.8
2019-20	32	32	177	434	.408	97	262	.370	40	56	.714	12	49	61	1.9	54	2	69	47	6	35	491	15.3
2020-21	25	25	161	372	.433	77	201	.383	45	53	.849	14	52	66	2.6	41	0	64	40	1	33	444	17.8
2021-22	17	17	107	263	.462	41	120	.333	66	73	.904	11	51	62	3.6	31	1	62	31	0	22	321	18.9
<b>Totals</b>	<b>106</b>	<b>79</b>	<b>517</b>	<b>1,258</b>	<b>.411</b>	<b>262</b>	<b>716</b>	<b>.366</b>	<b>177</b>	<b>215</b>	<b>.823</b>	<b>55</b>	<b>187</b>	<b>238</b>	<b>2.2</b>	<b>164</b>	<b>3</b>	<b>228</b>	<b>143</b>	<b>10</b>	<b>108</b>	<b>1,473</b>	<b>13.9</b>

## BOEHEIM WATCH LISTS



The National Association of Basketball Coaches (NABC) Player of the Year award is an annual award that recognizes the top player in men's college basketball. The award has been given annually each year since the 1974-75 season in NCAA Division I Basketball.

The Player of the Year will be announced during the week of the 2022 Final Four in New Orleans.

### 2022 NABC Division I Player of the Year Preseason Watch List

Max Abmas, Oral Roberts  
Ochai Agbaji, Kansas  
Paolo Banchemo, Duke

#### **Buddy Boeheim, Syracuse**

Marcus Carr, Texas  
Julian Champagnie, St. John's  
Kofi Cockburn, Illinois  
Hunter Dickinson, Michigan  
Collin Gillespie, Villanova  
Chet Holmgren, Gonzaga  
Jaden Ivey, Purdue  
Trayce Jackson-Davis, Indiana  
Jaime Jaquez Jr., UCLA  
Johnny Juzang, UCLA  
E.J. Liddell, Ohio State  
Remy Martin, Kansas  
Scotty Pippen Jr., Vanderbilt  
Jahvon Quinerly, Alabama  
Drew Timme, Gonzaga  
Trevion Williams, Purdue



The Naismith Trophy is one of the most prestigious national honors awarded to the top basketball players in the nation. Each year, the club's board publishes a "Watch List" made up of the top 50 players to watch in college basketball.

The award winner will be announced during the first week of April in 2022.

### 2022 Citizen Naismith Trophy Watch List

Adam Flagler, Baylor  
Alex Barcello, BYU  
Andre Curbelo, Illinois  
Andrew Jones, Texas  
Andre Nembhard, Gonzaga  
Armando Bacot, North Carolina  
**Buddy Boeheim, Syracuse**  
Caleb Houstain, Michigan  
Chet Holmgren, Gonzaga  
Chris Lykes, Arkansas  
Collin Gillespie, Villanova  
David McCormack, Kansas  
Drew Timme, Gonzaga  
E.J. Liddell, Ohio State  
Emoni Bates, Memphis  
Hunter Dickinson, Michigan  
Isaiah Mobley, USC  
Jabari Smith, Auburn  
Jaden Ivey, Purdue  
Jaden Shackelford, Alabama  
Jahvon Quinerly, Alabama  
Jaime Jaquez, UCLA  
Jalen Duren, Memphis  
James Akinjo, Baylor  
Johnny Juzang, UCLA  
Julian Champagnie, St. John's  
Justin Moore, Villanova  
Keion Brooks Jr., Kentucky  
Kellan Grady, Kentucky  
Kendric Davis, SMU  
Kennedy Chandler, Tennessee  
Kenneth Lofton Jr., Louisiana Tech  
Keve Aluma, Virginia Tech  
Kofi Cockburn, Illinois  
Marcus Carr, Texas  
Marcus Sasser, Houston  
Matt Bradley, SDSU  
Matthew Mayer, Baylor  
Max Abmas, Oral Roberts  
Ochai Agbaji, Kansas  
Paolo Banchemo, Duke  
Patrick Baldwin, Milwaukee  
Remy Martin, Kansas  
Scotty Pippen Jr., Vanderbilt  
Terrence Shannon Jr., Texas Tech  
Tracy Jackson-Davis, Indiana  
Trevion Williams, Purdue  
Tyson Etuebbe, Wichita State  
TyTy Washington, Kentucky  
Will Richardson, Oregon



The Basketball Hall of Fame Shooting Guard of the Year Award recognizes the top shooting guards in division I men's college basketball. A national committee of top college basketball personnel determined the watch list of 20 candidates, which includes Syracuse senior **Buddy Boeheim**.

The award in its eighth year, will be presented on a to be determined date.

### 2022 Jerry West Shooting Guard of the Year Award

Ochai Agabji, Kansas  
Eric Ayala, Maryland  
**Buddy Boeheim, Syracuse**  
Matt Bradley, San Diego St.  
Eli Brooks, Michigan  
Adam Flagler, Baylor  
Kellan Grady, Kentucky  
Dev' Vion Harmon, Oregon  
Jaden Ivey, Purdue  
Andrew Jones, Texas  
Johnny Juzang, UCLA  
Taevion Kinsey, Marshall  
Benedict Mathurin, Arizona  
Justin Moore, Villanova  
Landers Nolley, Memphis  
Jared Rhoden, Seton Hall  
Hunter Sallis, Gonzaga  
Jaden Shackelford, Alabama  
Terrence Shannon Jr., Texas Tech  
Isaiah Wong, Miami

## BOEHEIM WATCH LISTS



Created in 1976, the John R. Wooden Award recognizes the Most Outstanding Player in NCAA men's basketball as well as All American Teams. The preseason poll was chosen by a national group of basketball experts.

The Wooden Award All American Team will be announced the week of the "Elite Eight"

### Wooden Award Preseason Top 50

- Max Abmas, Oral Roberts
- Ochai Agbaji, Kansas
- Keve Aluma, Virginia Tech
- Eric Ayala, Maryland
- Armando Bacot, North Carolina
- Patrick Baldwin, Milwaukee
- Paolo Banchero, Duke
- Emoni Bates, Memphis
- Buddy Boeheim, Syracuse
- Matt Bradley, SDSU
- Tyger Campbell, UCLA
- Marcus Carr, Texas
- Julian Champagne, St. Johns
- Kennedy Chandler, Tennessee
- Kofi Cockburn, Illinois
- Andre Curbelo, Illinois
- Kendric Davis, SMU
- Hunter Dickinson, Michigan
- Jalen Duren, Memphis
- Tyson Etienne, Wichita State
- Adam Flagler, Baylor
- Dawson Garcia, North Carolina
- Collin Gillespie, Villanova
- Kellan Grady, Kentucky
- Ron Harper Jr., Rutgers
- Chet Holmgren, Gonzaga
- Caleb Houston, Michigan
- Jaden Ivey, Purdue
- Trayce Jackson-Davis, Indiana
- Jaimie Jasquez Jr., UCLA
- Johnny Juzang, UCLA
- E.J., Liddell, Ohio State
- Kyle Lofton, St. Bonaventure
- Remy Martin, Kansas
- Matthew Mayer, Baylor
- David McCormack, Kansas
- Isaiah Mobley, USC
- Iverson Molinar, Mississippi State
- Andrew Nembhard, Gonzaga
- Scotty Pippen Jr., Vanderbilt
- Jahvon Quinerly, Alabama
- Will Richardson, Oregon
- Marcus Sasser, Houston
- Jaden Shackelford, Alabama
- Terrence Shannon Jr., Texas Tech



Thirty NCAA men's basketball student-athletes, who excel both on and off the court, were selected as candidates for the 2021-22 Senior CLASS Award. Syracuse's **Buddy Boeheim** was one of the thirty named to the list.

The Senior CLASS Award winners will be announced during the 2022 NCAA Men's Final Four.

### 2022 Senior Class Award Candidates

- Alex Barcello, BYU
- Evan Battay, Colorado
- Jules Bernanrd, UCLA
- Buddy Boeheim, Syracuse**
- Eli Brooks, Michigan
- Garrison Brooks, Mississippi State
- Brad Davison, Wisconsin
- Anthony Duruji, Florida
- Trent Frazier, Illinois
- John Fulkerson, Tennessee
- Jacob Gilyard, Richmond
- Tanner Groves, Oklahoma
- Tate Hall, Loyola Chicago
- Ron Harper Jr., Rutgers
- John Harrar, Penn State
- Ryan Hawkins, Creighton
- ShanQuan Hemphill, Drake
- Myles Johnson, UCLA
- Jarkel Joiner, Ole Miss
- Gavin Kensmil, Stephen F. Austin
- Isaac Likekele, Oklahoma State
- Kameron McGusty, Miami
- Alex Morales, Wagner
- Justyn Mutts, Virginia Tech
- Austin Phyfe, Northern Iowa
- D'Shawn Schwartz, George Mason
- Eli Scott, Loyola Marymount
- Sasha Stefanovic, Purdue
- Hunter Tyson, Clemson
- Lucas Williamson, Loyola Chicago

### SYRACUSE CAREER 3FGM

includes Florida State game

Name	Games	3FG-3FGA	Years
1. Gerry McNamara	135	400-1,131	2002-06
2. Andy Rautins	127	282-754	2005-10
3. Trevor Cooney	141	281-835	2012-16
<b>4. Buddy Boeheim</b>	<b>106</b>	<b>262-716</b>	<b>2018-21</b>
5. Preston Shumpert	134	249-659	1998-02
6. Eric Devendorf	116	208-550	2005-09
7. Demetris Nichols	123	205-573	2003-07
8. Lawrence Moten	121	197-624	1991-95
9. Marius Janulis	114	190-476	1994-98
10. Tyus Battle	103	179-535	2016-19

### 1,000 CAREER POINTS

No.	Player	Points	Avg.	Years
1.	Lawrence Moten	2,334	19.3	1991-95
2.	Derrick Coleman	2,143	15.0	1986-90
3.	John Wallace	2,119	16.7	1992-96
4.	Gerry McNamara	2,099	15.5	2002-06
5.	Hakim Warrick	2,073	15.4	2001-05
6.	Sherman Douglas	2,060	14.9	1985-89
7.	Stephen Thompson	1,956	13.6	1986-90
8.	Preston Shumpert	1,907	14.2	1998-02
9.	Dave Bing	1,883	24.8	1963-66
10.	Rafael Addison	1,876	14.9	1982-86
11.	Erich Santifer	1,845	14.9	1979-83
12.	Billy Owens	1,840	17.9	1988-91
13.	Rony Seikaly	1,716	12.6	1984-88
14.	Eric Devendorf	1,680	14.5	2005-09
15.	C.J. Fair	1,660	11.6	2010-14
16.	Tyus Battle	1,647	16.0	2016-19
17.	Dave Johnson	1,614	12.2	1988-92
18.	Brandon Triche	1,564	10.6	2009-13
19.	Roosevelt Bouie	1,560	13.2	1976-80
	Todd Burgan	1,560	12.5	1994-98
21.	Adrian Autry	1,538	12.7	1990-94
22.	Dennis DuVal	1,504	18.6	1971-74
23.	Jason Hart	1,503	11.4	1996-00
24.	Rudy Hackett	1,496	17.2	1972-75
	Dale Shackelford	1,496	12.8	1975-79
26.	D. Washington	1,490	15.7	1983-86
27.	Louis Orr	1,487	12.8	1976-80
28.	Kris Joseph	1,476	10.5	2008-12
<b>29.</b>	<b>Buddy Boeheim</b>	<b>1,473</b>	<b>13.9</b>	<b>2018-</b>
30.	Bill Smith	1,451	20.7	1968-71
31.	Trevor Cooney	1,437	10.2	2012-16
32.	Otis Hill	1,416	10.9	1993-97
33.	Greg Kohls	1,360	19.2	1969-72
34.	Mike Lee	1,351	16.3	1970-73
35.	Billy Gabor	1,344	14.9	1942-48
	Demetris Nichols	1,344	10.9	2003-07
37.	Etan Thomas	1,340	11.0	1996-00
38.	Vinnie Cohen	1,337	19.7	1954-57
39.	Tony Bruin	1,294	11.6	1979-83
40.	Scoop Jardine	1,265	9.0	2007-12
41.	Paul Harris	1,253	11.7	2006-09
42.	George Hicker	1,245	16.0	1965-68
	Rick Jackson	1,245	8.7	2007-11
44.	Arinze Onuaku	1,232	9.2	2005-10
45.	Damone Brown	1,230	10.9	1997-01
46.	Wendell Alexis	1,212	9.7	1982-86
47.	Jonny Flynn	1,211	16.6	2007-09
48.	Jack Kiley	1,193	15.1	1948-51
49.	Ryan Blackwell	1,175	11.8	1997-00
50.	Jim Lee	1,165	13.4	1972-75
51.	Marty Byrnes	1,159	11.0	1974-78
	Marty Headd	1,159	10.9	1977-81
53.	Michael Gbinije	1,144	11.3	2013-16
54.	DeShaun Williams	1,136	11.7	1999-02
55.	Andy Rautins	1,121	8.8	2005-10
56.	James Williams	1,119	11.0	1973-77
57.	Ed Stichel	1,096	11.0	1945-49
58.	Jon Cincebox	1,087	15.8	1956-59
59.	Kueth Duany	1,084	8.5	1999-03
60.	Pete Chudy	1,079	16.1	1958-61
61.	Elijah Hughes	1,075	16.3	2018-20
62.	Vaughn Harper	1,070	13.5	1965-68
63.	Rakeem Christmas	1,046	7.4	2011-15
64.	Leo Rautins	1,031	12.1	1980-83



## JIMMY BOEHEIM

Forward • 6-8 • 225 • Graduate  
 Fayetteville, N.Y. • Jamesville-DeWitt H.S.  
 New Hampton School (N.H.) • Cornell



- Boeheim completed his undergraduate degree at Cornell University last spring.
- He did not play last year because the Ivy League canceled its 2020-21 season due to the COVID-19 pandemic.
- Jimmy recorded a double-double in games against Colgate and VCU.
- He recorded his 1,000th career point at Wake Forest.
- He has scored the first points for the Orange in 12 of the 17 contests.

### J. BOEHEIM SEASON HIGHS

**Points:** 26, Indiana  
**FG Made:** 10, vs. Villanova  
**FG Attempted:** 20, Indiana  
**3-Point FGM:** 4, Indiana  
**3-Point FGA:** 9, Indiana  
**FT Made:** 6, vs. VCU  
**FT Attempted:** 7, Colgate, vs. VCU  
**Rebounds:** 12, vs. VCU  
**Off. Rebounds:** 5, vs. VCU  
**Def. Rebounds:** 7, Colgate, vs. VCU, vs. Arizona State  
**Assists:** 2, vs. Arizona State, Indiana, and at Georgetown  
**Steals:** 3, vs. VCU, Brown  
**Blocks:** 1, vs. VCU and at Georgetown  
**Minutes:** 47, Indiana

### BOEHEIM CAREER HIGHS \*at Cornell

**Points\*:** 31 at Robert Morris, 2018-19  
**FG Made\*:** 14 at Robert Morris, 2018-19  
**FG Attempted\*:** 22 at Lafayette, at Hartford, 2019-20  
**3-Point FGM:** 4, vs. Indiana, 2021-22, at Hartford, 2019-20; Longwood, at Harvard, 2018-19  
**3-Point FGA\*:** 10 at Hartford, 2019-20  
**FT Made\*:** 9 at Syracuse, 2019-20  
**FT Attempted\*:** 11 at Syracuse, 2019-20  
**Rebounds\*:** 17 at Coppin State, 2019-20  
**Off. Rebounds\*:** 8, Coppin State, 2019-20  
**Def. Rebounds\*:** 10 at Navy, 2019-20  
**Assists\*:** 4 at Yale, Binghamton, 2019-20; at Syracuse, 2018-19  
**Steals\*:** 3 vs. VCU, 2021-22, Brown, 2021-22, at Brown, 2019-20  
**Blocks\*:** 2 at Columbia, 2019-20; Harvard, at Columbia, 2018-19; Brown, Central Penn, 2017-18  
**Minutes:** 47, Indiana, 2021-22

### 2021-22 BOEHEIM GAME-BY-GAME

Opponent	MP	FG	3PT	FT	REB	PF	A	T	B	S	TP
LAFAYETTE*	25	8-9	2-3	0-0	5	1	0	3	0	1	18
DREXEL*	33	6-10	1-2	1-2	4	1	1	1	0	1	14
COLGATE*	34	3-10	0-3	5-7	10	1	1	1	0	2	11
vs. VCU*	36	5-13	1-1	6-7	12	1	1	2	1	3	17
vs. Arizona State*	36	5-10	1-3	0-1	8	3	2	1	0	0	11
vs. Auburn*	24	1-5	1-1	0-0	1	1	1	0	0	0	3
INDIANA*	47	9-20	4-9	4-6	5	2	2	2	0	1	26
at Florida State*	37	5-13	1-3	2-4	4	2	0	1	0	1	13
vs. Villanova*	38	10-19	1-2	0-0	2	0	0	1	0	1	21
at Georgetown*	39	5-14	0-1	0-1	4	3	2	1	1	0	10
BROWN*	30	4-6	2-4	3-5	8	1	1	2	0	3	13
CORNELL*	28	8-12	0-2	0-0	7	3	1	0	0	1	16
VIRGINIA*	38	7-18	2-6	2-8	9	1	1	0	0	4	18
at Miami*	32	2-6	1-2	2-5	7	1	3	3	0	1	7
at Wake Forest*	41	9-17	2-5	1-1	5	2	1	3	0	1	21
PITTSBURGH*	35	6-9	1-2	5-6	7	4	3	0	0	1	18
FLORIDA STATE*	29	3-9	0-0	0-0	7	2	2	1	0	0	6
CLEMSON											
at Duke											
at Pittsburgh											
WAKE FOREST											
at NC State											
LOUISVILLE											
at Boston College											
at Virginia Tech											
BOSTON COLLEGE											
GA. TECH											
at Notre Dame											
DUKE											
at North Carolina											
MIAMI											
*started											

## J. BOEHEIM'S CAREER STATISTICS

Year	TOTAL					3-PTS			REBOUNDS				PF	FO	A	TO	Blk	Stl	Pts	Avg			
	G	GS	FG	FGA	Pct	3FG	3FGA	Pct	FT	FTA	Pct	O									D	Tot	Avg
2017-18*	26	3	32	98	.327	6	40	.150	13	21	.619	18	40	58	2.2	28	0	13	10	6	1	83	3.2
2018-19*	31	16	139	300	.463	41	117	.350	48	75	.640	19	86	105	3.4	52	0	30	41	13	16	367	11.8
2019-20*	21	19	128	298	.430	31	105	.295	63	88	.716	25	93	118	5.6	30	0	40	40	7	15	350	16.7
2021-22	17	17	96	201	.478	20	49	.408	31	53	.585	38	68	106	6.2	29	0	22	22	2	21	243	14.3
<b>Totals</b>	<b>95</b>	<b>55</b>	<b>395</b>	<b>897</b>	<b>.440</b>	<b>98</b>	<b>310</b>	<b>.316</b>	<b>155</b>	<b>237</b>	<b>.654</b>	<b>100</b>	<b>287</b>	<b>387</b>	<b>4.1</b>	<b>139</b>	<b>0</b>	<b>105</b>	<b>113</b>	<b>28</b>	<b>53</b>	<b>1,043</b>	<b>11.0</b>

\*at Cornell



## JESSE EDWARDS

Center • 6-11 • 230 • Junior  
Amsterdam, Netherlands • IMG Academy (Fla.)

# 14

- He averaged 14.7 ppg. and 6.0 rebounds in three games in the Battle 4 Atlantis Tournament.
- Edwards leads the team in dunks with 27.
- His first double-double of the season, at Florida State, included a career-high 12 rebounds.
- He produced a career-high 22 points and seven rejections in the game at Miami.
- Edwards has scored in double digits 11 times in 17 contests.

### EDWARDS' SEASON HIGHS

**Points:** 22, at Miami  
**FG Made:** 10, at Miami  
**FG Attempted:** 13, at Miami  
**3-Point FGM:** 0  
**3-Point FGA:** 0  
**FT Made:** 8, vs. Villanova  
**FT Attempted:** 15, vs. Villanova  
**Rebounds:** 12, at Florida State  
**Off. Rebounds:** 6, vs. Pittsburgh  
**Def. Rebounds:** 7, at Miami, at Florida State and at Georgetown  
**Assists:** 2, at Miami and at Florida State  
**Steals:** 5, Indiana  
**Blocks:** 7, at Miami  
**Minutes:** 39, vs. Indiana

### EDWARDS' CAREER HIGHS


**Points:** 22, at Miami, 2021-22  
**FG Made:** 10, at Miami, 2021-22  
**FG Attempted:** 13, at Miami, 2021-22  
**3-Point FGM:** 0  
**3-Point FGA:** 0  
**FT Made:** 8, vs. Villanova, 2021-22  
**FT Attempted:** 15, vs. Villanova, 2021-22  
**Rebounds:** 12, at Florida State, 2021-22  
**Off. Rebounds:** 6, vs. Pittsburgh, 2021-22  
**Def. Rebounds:** 7, at Florida State and at Georgetown, 2021-22, at Georgia Tech, 2020-21  
**Assists:** 2, at Miami and Florida State, 2021-22  
**Steals:** 5, Indiana, 2021-22  
**Blocks:** 7, at Miami, 2021-22  
**Minutes:** 39, Indiana 2021-22

### 2021-22 EDWARDS' GAME-BY-GAME

Opponent	MP	FG	3PT	FT	REB	PF	A	T	B	S	TP
LAFAYETTE*	17	4-4	0-0	3-4	2	4	1	1	3	0	11
DREXEL*	21	4-4	0-0	0-0	4	3	0	2	4	1	8
COLGATE*	26	2-4	0-0	4-4	8	5	1	0	3	0	8
vs. VCU*	16	3-6	0-0	0-0	4	5	1	0	3	0	6
vs. Arizona State*	35	9-11	0-0	3-6	8	1	1	1	2	0	21
vs. Auburn*	31	7-8	0-0	3-5	6	3	1	0	1	0	17
INDIANA*	39	7-7	0-0	3-3	5	5	1	0	3	5	17
at Florida State*	30	4-8	0-0	3-3	12	5	2	2	2	1	11
vs. Villanova*	31	1-6	0-0	8-15	7	3	0	2	3	1	10
at Georgetown*	30	6-7	0-0	0-0	8	4	0	3	2	0	12
BROWN*	24	3-4	0-0	2-5	6	1	1	0	3	0	8
CORNELL*	27	4-5	0-0	3-5	8	5	1	3	2	3	11
VIRGINIA*	31	3-5	0-0	3-4	4	5	0	2	5	0	9
at Miami*	38	10-13	0-0	2-3	9	5	2	6	7	2	22
at Wake Forest*	20	3-7	0-0	0-1	5	5	2	0	1	2	6
PITTSBURGH*	32	4-7	0-0	4-10	8	5	1	0	3	1	12
FLORIDA STATE*	34	5-7	0-0	5-8	7	3	1	1	3	0	15
CLEMSON											
at Duke											
at Pittsburgh											
WAKE FOREST											
at NC State											
LOUISVILLE											
at Boston College											
at Virginia Tech											
BOSTON COLLEGE											
GA TECH.											
at Notre Dame											
DUKE											
at North Carolina											
MIAMI											
*started											

### EDWARDS' CAREER STATISTICS

Year	TOTAL				3-PTS			FT			REBOUNDS				PF		FO		A		TO		Blk		Stl		Pts		Avg	
	G	GS	FG	FGA	Pct	3FG	3FGA	Pct	FT	FTA	Pct	O	D	Tot	Avg	PF	FO	A	TO	Blk	Stl	Pts	Avg							
2019-20	21	0	19	24	.792	0	0	.000	12	19	.632	11	24	35	1.7	21	0	0	6	10	4	50	2.4							
2020-21	18	0	12	26	.462	0	0	.000	10	14	.714	16	31	47	2.6	30	1	0	6	8	6	34	1.9							
2021-22	17	17	79	113	.699	0	0	.000	46	76	.605	41	69	110	6.5	67	9	16	23	50	16	204	12.0							
<b>Totals</b>	<b>56</b>	<b>17</b>	<b>110</b>	<b>163</b>	<b>.675</b>	<b>0</b>	<b>0</b>	<b>.000</b>	<b>68</b>	<b>109</b>	<b>.624</b>	<b>69</b>	<b>124</b>	<b>193</b>	<b>3.4</b>	<b>118</b>	<b>10</b>	<b>16</b>	<b>35</b>	<b>68</b>	<b>26</b>	<b>288</b>	<b>5.1</b>							



## JOSEPH GIRARD III

Guard • 6-1 • 190 • Junior  
Glens Falls, N.Y. • Glens Falls

# 11

- Girard leads the Orange in 3-point average (2.76) and 3-point percentage (.439).
- He had a game-high 27 points in the game against Colgate, his top output since his career high of 30 at NC State (2019-20).
- Girard netted the game-winning free throws in the double-overtime contest against Indiana.
- He posted a game-high 26 points in the loss at Miami. His total included a personal-best seven 3-pointers.

### GIRARD'S III SEASON HIGHS

**Points:** 27, Colgate  
**FG Made:** 8, at Miami and Colgate  
**FG Attempted:** 15, at Miami  
**3-Point FGM:** 7, at Miami  
**3-Point FGA:** 12, at Miami  
**FT Made:** 6, Colgate  
**FT Attempted:** 6, Colgate, Indiana  
**Rebounds:** 7, Colgate  
**Off. Rebounds:** 2, Colgate, Florida State  
**Def. Rebounds:** 5, Colgate  
**Assists:** 8, Colgate  
**Steals:** 5, Brown  
**Blocks:** 1, at Miami  
**Minutes:** 44, Indiana

### GIRARD'S III CAREER HIGHS

**Points:** 30, NC State, 2019-20  
**FG Made:** 9, NC State, 2019-20  
**FG Attempted:** 22, NC State, at Florida State, 2019-20  
**3-Point FGM:** 7, at Miami, 2021-22  
**3-Point FGA:** 12, at Miami, 2021-22, Rider, 2020-21; at Florida State, 2019-20  
**FT Made:** 11, NC State, 2019-20  
**FT Attempted:** 12, NC State, 2019-20  
**Rebounds:** 9 at Notre Dame, 2019-20  
**Off. Rebounds:** 3 at Notre Dame, 2019-20  
**Def. Rebounds:** 7 at Florida State, 2019-20  
**Assists:** 9 vs. Oklahoma St., 2019-20  
**Steals:** 6, Northeastern, 2020-21  
**Blocks:** 1, at Miami, 2021-22, Rider, NC State, 2020-21; Bucknell, Notre Dame, at Louisville, 2019-20  
**Minutes:** 44, Indiana, 2021-22

### 2021-22 GIRARD'S GAME-BY-GAME

Opponent	MP	FG	3PT	FT	REB	PF	A	T	B	S	TP
LAFAYETTE*	25	6-9	5-5	3-3	4	0	7	1	0	1	20
DREXEL*	25	4-7	3-3	0-0	1	2	5	3	0	3	11
COLGATE*	34	8-14	5-8	6-6	7	0	8	3	0	1	27
vs. VCU*	37	2-9	2-5	0-0	3	0	0	6	0	0	6
vs. Arizona State*	37	5-10	2-6	4-5	2	2	5	4	0	1	16
vs. Auburn*	27	1-6	1-5	0-0	3	0	3	2	0	0	3
INDIANA*	44	6-13	5-11	5-6	3	1	5	5	0	2	22
at Florida State*	37	5-13	4-8	2-2	3	2	2	2	0	2	16
vs. Villanova*	35	4-7	3-5	0-0	4	0	3	4	0	1	11
at Georgetown*	39	5-13	2-8	3-4	3	1	7	1	0	3	15
BROWN*	28	6-11	3-5	0-0	1	1	7	3	0	5	15
CORNELL*	33	2-8	1-6	0-0	1	1	5	5	0	2	5
VIRGINIA*	30	1-5	1-4	0-0	1	2	3	1	0	2	3
at Miami*	37	8-15	7-12	3-4	1	1	2	1	1	1	26
at Wake Forest*	41	3-12	2-9	5-5	3	2	7	4	0	1	13
PITTSBURGH*	28	2-6	0-3	4-5	0	4	2	1	0	2	8
FLORIDA STATE*	36	3-8	1-4	4-4	4	2	3	5	0	1	11
CLEMSON											
at Duke											
at Pittsburgh											
WAKE FOREST											
at NC State											
LOUISVILLE											
at Boston College											
at Virginia Tech											
BOSTON COLLEGE											
GA. TECH											
at Notre Dame											
DUKE											
at North Carolina											
MIAMI											
*started											

## GIRARD'S III CAREER STATISTICS

Year	TOTAL			3-PTS			REBOUNDS															
	G	GS	FGA	Pct	3FG	3FGA	Pct	FT	FTA	Pct	O	D	Tot	Avg	PF	FO	A	TO	Blk	Stl	Pts	Avg
2019-20	32	30	122	.352	70	217	.323	84	94	.894	5	92	97	3.0	47	0	113	60	3	47	398	12.4
2020-21	28	28	92	.355	50	150	.333	39	50	.780	6	75	81	2.9	34	0	99	59	2	39	273	9.8
2021-22	17	17	71	.428	47	107	.439	39	44	.886	6	38	44	2.6	21	0	74	51	1	28	228	13.4
<b>Totals</b>	<b>77</b>	<b>75</b>	<b>285</b>	<b>.367</b>	<b>167</b>	<b>474</b>	<b>.352</b>	<b>162</b>	<b>188</b>	<b>.862</b>	<b>17</b>	<b>205</b>	<b>222</b>	<b>2.9</b>	<b>108</b>	<b>0</b>	<b>286</b>	<b>173</b>	<b>6</b>	<b>114</b>	<b>899</b>	<b>11.7</b>



## BOURAMA SIDIBE

Center • 6-10 • 220 • Graduate Student  
Bamako, Mali • St. Benedict's Prep (N.J.)

# 34

- He suffered another knee injury during the 2021 preseason, which required a surgical procedure.
- Sidibe made his 2021-22 season debut against Brown. He posted one rebound and one point. He saw time against Cornell.
- Sidibe missed most of last season with a knee injury.
- He returned to the court for the game against Clemson in February 2021, but sat out the rest of the campaign.

### SIDIBE'S SEASON HIGHS

**Points:** 1, Brown  
**FG Made:** 0  
**FG Attempted:** 1, Brown and Corne;;  
**3-Point FGM:** 0  
**3-Point FGA:** 0  
**FT Made:** 1, Brown  
**FT Attempted:** 2, Brown  
**Rebounds:** 1, Brown  
**Off. Rebounds:** 1, Brown  
**Def. Rebounds:**  
**Assists**  
**Steals:** 1, Cornell  
**Blocks:**  
**Minutes:** 3, Brown and Cornell

### SIDIBE'S CAREER HIGHS

**Points:** 18 at Pittsburgh, 2017-18  
**FG Made:** 6, Colgate, at Notre Dame, 2019-20;  
 at Pittsburgh, 2017-18  
**FG Attempted:** 8 at Pittsburgh, 2017-18  
**3-Point FGM, 3-Point FGA:** 0  
**FT Made:** 7, North Carolina, 2019-20  
**FT Attempted:** 9, Colgate, 2018-19  
**Rebounds:** 16 at Pittsburgh, 2017-18  
**Off. Rebounds:** 6, Notre Dame, at Boston  
 College, vs. North Carolina (ACCT), 2019-20  
**Def. Rebounds:** 13 at Pittsburgh, 2017-18  
**Assists:** 1, Seattle, Cornell, Niagara, Notre  
 Dame, at Miami, vs. North Carolina (ACCT),  
 2019-20; Eastern Washington, Connecticut,  
 Colgate, Cornell, St. Bonaventure, 2018-19;  
 Texas Southern, Toledo, Wake Forest, at  
 Duke, 2017-18  
**Steals:** 5 at Georgia Tech, Pittsburgh, 2019-20  
**Blocks:** 6, North Carolina, 2019-20  
**Minutes:** 36, North Carolina, 2019-20

### 2021-22 SIDIBE'S GAME-BY-GAME

Opponent	MP	FG	3PT	FT	REB	F	A	T	B	S	TP
LAFAYETTE	DNP										
DREXEL	DNP										
COLGATE	DNP										
vs. VCU	DNP										
vs. Arizona State	DNP										
vs. Auburn	DNP										
INDIANA	DNP										
at Florida State	DNP										
vs. Villanova	DNP										
at Georgetown	DNP										
BROWN	3	0-1	0-0	1-2	1	0	0	0	0	0	1
CORNELL	2	0-1	0-0	0-0	0	0	0	0	0	1	0
VIRGINIA	DNP										
at Miami	DNP										
at Wake Forest	DNP										
PITTSBURGH	DNP										
FLORIDA STATE	DNP										
CLEMSON											
at Duke											
at PITTSBURGH											
WAKE FOREST											
at NC State											
LOUISVILLE											
at Boston College											
at Virginia Tech											
BOSTON COLLEGE											
GA. TECH											
at Notre Dame											
DUKE											
at North Carolina											
MIAMI											

### SIDIBE'S CAREER STATISTICS

Year	G	GS	TOTAL			3-PTS			REBOUNDS			PF	FO	A	TO	Blk	Stl	Pts	Avg				
			FG	FGA	Pct	3FG	3FGA	Pct	FT	FTA	Pct									O	D	Tot	Avg
2017-18	30	0	31	52	.596	0	0	.000	19	40	.475	37	59	96	3.2	71	3	4	27	20	10	81	2.7
2018-19	29	0	19	41	.463	0	0	.000	17	43	.395	29	48	77	2.7	68	1	5	9	14	15	55	1.9
2019-20	32	32	81	117	.692	0	0	.000	31	56	.554	89	153	242	7.6	131	10	6	30	44	40	193	6.0
2020-21	2	1	0	0	.000	0	0	.000	3	6	.500	1	0	1	0.5	4	0	0	1	1	0	3	1.5
2021-22	2	0	0	2	.000	0	0	.000	1	2	.500	1	0	1	1.0	0	0	0	0	0	1	1	1.0
<b>Totals</b>	<b>95</b>	<b>33</b>	<b>131</b>	<b>211</b>	<b>.624</b>	<b>0</b>	<b>0</b>	<b>.000</b>	<b>71</b>	<b>146</b>	<b>.486</b>	<b>157</b>	<b>260</b>	<b>417</b>	<b>4.4</b>	<b>274</b>	<b>14</b>	<b>15</b>	<b>67</b>	<b>79</b>	<b>66</b>	<b>333</b>	<b>3.5</b>



## COLE SWIDER

Forward • 6-9 • 220 • Senior  
Portsmouth, R.I. • St. Andrew's School

# 21

- He tallied a double-double in his Syracuse debut, posting 14 points and 12 rebounds against Lafayette. That was his first of four double-doubles this season.
- He recorded five steals, a career high, in the game against Drexel.
- Swider contributed his fourth double-double of the season in the game against Wake Forest with 10 points and a career high 14 boards.
- Swider has produced double-digit scoring in 11 of his last 13 games.

### SWIDER'S SEASON HIGHS

**Points:** 20, at Miami  
**FG Made:** 8, Cornell  
**FG Attempted:** 15, at Florida State  
**3-Point FGM:** 6, at Miami  
**3-Point FGA:** 13, at Florida State  
**FT Made:** 7, Indiana  
**FT Attempted:** 9, Indiana  
**Rebounds:** 14 at Wake Forest  
**Off. Rebounds:** 3, Lafayette, at Wake Forest  
**Def. Rebounds:** 11, at Wake Forest  
**Assists:** 4, Drexel  
**Steals:** 5, Drexel  
**Blocks:** 1, Lafayette  
**Minutes:** 40 at Wake Forest, Florida State

### SWIDER'S CAREER HIGHS \*from Villanova

**Points\*:** 26 vs. Middle Tennessee, 2019-20  
**FG Made\*:** 10 vs. Middle Tennessee, 2019-20  
**FG Attempted\*:** 15, at Florida State, 2021-22, vs. Middle Tennessee, 2019-20  
**3-Point FGM\*:** 6, at Miami, 2021-22, vs. vs. Middle Tennessee, 2019-20  
**3-Point FGA:** 13, at Florida State, 2021-22  
**FT Made:** 7, Indiana, 2021-22  
**FT Attempted:** 9, Indiana, 2021-22  
**Rebounds:** 14, at Wake Forest, 2021-22  
**Off. Rebounds\*:** 4, vs. Middle Tennessee, vs. Delaware, 2019-20  
**Def. Rebounds:** 11, at Wake Forest, 2021-22  
**Assists:** 4, Drexel, 2021-22  
**Steals:** 5, Drexel, 2021-22  
**Blocks:** 1, Lafayette, 2021-22; vs. Mississippi State, 2019-20  
**Minutes:** 40, at Wake Forest, Florida State, 2021-22

### 2021-22 SWIDER'S GAME-BY-GAME

Opponent	MP	FG	3PT	FT	REB	PF	A	T	B	S	TP
LAFAYETTE*	31	6-14	2-7	0-0	12	2	3	2	1	2	14
DREXEL*	34	4-8	1-4	2-2	5	1	4	1	0	5	11
COLGATE*	24	3-8	0-4	2-2	2	4	0	0	0	2	8
vs. VCU*	36	2-14	0-7	2-2	7	3	2	3	0	0	6
vs. Arizona State*	36	7-12	4-5	1-1	11	5	0	1	0	1	19
vs. Auburn*	32	5-11	2-6	5-5	4	2	0	1	0	0	17
INDIANA*	34	3-8	1-3	7-9	4	5	0	2	0	3	14
at Florida State*	36	5-15	4-13	2-2	10	2	0	5	0	0	16
VILLANOVA*	39	2-7	1-3	0-0	12	1	0	1	3	1	5
at Georgetown*	36	3-11	3-10	3-4	7	2	6	1	0	1	12
BROWN*	30	5-8	3-3	0-2	4	2	2	0	1	1	13
CORNELL*	35	8-12	3-5	2-2	5	1	0	0	0	2	21
VIRGINIA*	30	3-12	2-8	0-0	7	1	3	2	0	1	8
at Miami*	35	6-11	6-9	2-2	7	4	2	3	0	0	20
at Wake Forest	40	4-10	2-4	0-0	14	4	0	0	0	0	10
PITTSBURGH*	38	4-10	0-4	2-2	2	3	3	2	1	2	10
FLORIDA STATE*	40	5-10	4-7	3-3	7	2	1	1	0	1	17
CLEMSON											
at Duke											
at Pittsburgh											
WAKE FOREST											
at NC State											
LOUISVILLE											
at Boston College											
at Virginia Tech											
BOSTON COLLEGE											
GA. TECH											
at Notre Dame											
DUKE											
at North Carolina											
MIAMI											
*started											

### SWIDER'S CAREER STATISTICS

Year	G	GS	TOTAL			3-PTS			REBOUNDS			PF		FO		A		TO		Blk		Stl		Pts		Avg	
			FG	FGA	Pct	3FG	3FGA	Pct	FT	FTA	Pct	O	D	Tot	Avg	PF	FO	A	TO	Blk	Stl	Pts	Avg				
2018-19*	21	0	24	64	.375	13	46	.283	12	19	.632	10	16	26	1.2	26	1	12	9	1	3	73	3.5				
2019-20*	31	15	72	163	.442	38	108	.352	6	9	.667	22	69	91	2.9	52	1	18	24	10	6	188	6.1				
2020-21*25	2		49	115	.426	35	87	.402	9	12	.750	15	54	69	2.8	31	0	27	10	2	13	142	5.7				
2021-22	17	17	75	181	.414	38	102	.373	33	38	.868	24	96	120	7.1	44	1	26	25	6	22	221	13.0				
<b>Totals</b>	<b>94</b>	<b>34</b>	<b>220</b>	<b>523</b>	<b>.421</b>	<b>123</b>	<b>343</b>	<b>.359</b>	<b>60</b>	<b>78</b>	<b>.769</b>	<b>71</b>	<b>235</b>	<b>306</b>	<b>3.3</b>	<b>153</b>	<b>3</b>	<b>83</b>	<b>68</b>	<b>19</b>	<b>44</b>	<b>624</b>	<b>6.6</b>				

\*from Villanova



## SYMIR TORRENCE

Guard • 6-3 • 195 • Junior

Syracuse, N.Y. • Syracuse Academy of Science/  
Vermont Academy

# 10

- Torrence has seen time in all 17 games this season.
- His first basket with the Orange came against Drexel.
- Torrence had a career-best seven assists against Brown.
- Torrence played his first two seasons at Marquette.
- He played in 52 out of the 57 games over his two years with the program.

### TORRENCE'S SEASON HIGHS

**Points:** 6, vs. Auburn  
**FG Made:** 2, Colgate, vs. Auburn, Pittsburgh, Florida State  
**FG Attempted:** 7, Colgate  
**3-Point FGM:** 1, vs. Auburn  
**3-Point FGA:** 1, at Miami, Colgate, vs. Auburn  
**FT Made:** 1, Colgate, vs. Auburn  
**FT Attempted:** 4, Cornell  
**Rebounds:** 4, vs. Auburn  
**Off. Rebounds:** 2, Colgate  
**Def. Rebounds:** 4, vs. Auburn  
**Assists:** 7, Brown  
**Steals:** 1, Lafayette, Drexel, at Florida State, Pittsburgh  
**Blocks:** 1, Cornell  
**Minutes:** 21, Drexel, vs. Auburn

### TORRENCE'S CAREER HIGHS \*from Marquette

**Points\*:** 9, Central Arkansas, 2019-20  
**FG Made\*:** 3, Georgetown, Central Arkansas, 2019-20; Connecticut, 2020-21  
**FG Attempted:** 7, Colgate, 2021-22  
**3-Point FGM\*:** 3, Central Arkansas, 2019-20  
**3-Point FGA\*:** 5, DePaul, 2020-21  
**FT Made\*:** 4, Eastern Illinois, 2020-21  
**FT Attempted\*:** 6, Eastern Illinois, 2020-21  
**Rebounds\*:** 7, Arkansas-Pine Bluff, 2020-21  
**Off. Rebounds:** 2, Colgate, 2021-22  
**Def. Rebounds\*:** 7, Arkansas-Pine Bluff, 2020-21  
**Assists:** 7, Brown, 2021-22  
**Steals\*:** 2, Central Arkansas, 2019-20  
**Blocks:** 1, Villanova, 2021-22, Cornell, 2021-22; vs. Arkansas-Pine Bluff, 2020-21  
**Minutes\*:** 28, Eastern Illinois, 2020-21

### 2021-22 TORRENCE'S GAME-BY-GAME

Opponent	MP	FG	3PT	FT	REB	PF	A	T	B	S	TP
LAFAYETTE	18	0-5	0-0	0-1	3	1	4	0	0	1	0
DREXEL	21	1-2	0-0	0-0	2	0	3	1	0	1	2
COLGATE	11	2-7	0-1	1-1	2	1	2	1	0	0	5
vs. VCU	4	0-1	0-0	0-0	0	0	2	0	0	0	0
vs. Arizona State	6	0-1	0-0	0-0	0	1	1	1	0	0	0
vs. Auburn	21	2-2	1-1	1-3	4	1	5	5	0	0	6
INDIANA	6	1-2	0-0	0-0	0	2	0	1	0	1	2
at Florida State	12	0-3	0-1	1-2	2	0	5	1	0	1	1
vs. Villanova	7	0-1	0-0	0-0	1	3	0	0	1	0	0
at Georgetown	5	1-1	0-0	0-0	1	0	2	0	0	0	2
BROWN*	17	1-3	1-2	0-0	2	0	7	0	0	0	3
CORNELL	14	0-1	0-0	1-4	2	2	4	2	1	1	1
VIRGINIA	10	1-1	0-0	0-0	1	0	2	0	0	1	2
at Miami	14	0-3	0-1	0-0	2	2	6	1	0	0	0
at Wake Forest	5	1-2	0-0	0-0	1	0	0	1	0	1	2
PITTSBURGH	12	2-3	0-0	1-2	1	2	1	2	0	1	5
FLORIDA STATE	15	2-4	0-0	0-0	0	0	4	1	0	0	4
CLEMSON											
at Duke											
at Pittsburgh											
WAKE FOREST											
at NC State											
LOUISVILLE											
at Boston College											
at Virginia Tech											
BOSTON COLLEGE											
GA TECH											
at Notre Dame											
DUKE											
at North Carolina											
MIAMI											
*started											

### TORRENCE'S CAREER STATISTICS

Year	TOTAL				3-PTS			REBOUNDS				PF	FO	A	TO	Blk	Stl	Pts	Avg				
	G	GS	FG	FGA	Pct	3FG	3FGA	Pct	FT	FTA	Pct									O	D	Tot	Avg
2019-20*	28	0	16	39	.410	9	24	.375	8	11	.727	1	35	36	1.3	27	0	45	20	0	7	49	1.8
2020-21*	24	3	19	61	.311	5	36	.139	14	21	.667	1	32	33	1.4	19	0	37	21	1	7	57	2.4
2021-22	17	0	14	42	.333	2	6	.333	5	13	.385	7	17	24	1.4	15	0	48	17	2	8	35	2.1
<b>Totals</b>	<b>69</b>	<b>3</b>	<b>48</b>	<b>142</b>	<b>.338</b>	<b>16</b>	<b>66</b>	<b>.242</b>	<b>27</b>	<b>45</b>	<b>.600</b>	<b>9</b>	<b>84</b>	<b>93</b>	<b>1.3</b>	<b>61</b>	<b>0</b>	<b>128</b>	<b>58</b>	<b>3</b>	<b>22</b>	<b>141</b>	<b>2.0</b>

\*from Marquette



## BENNY WILLIAMS

Forward • 6-8 • 208 • Freshman  
 Bowie, Md. • St. Andrew's Episcopal (Md.)  
 IMG Academy (Fla.)

# 13

- He made his Syracuse debut in the season opener against Lafayette and scored his first collegiate points.
- His season-best offensive output was a seven-point showing vs. Colgate.
- Williams has played in 16 games this season.
- Williams spent the 2020-21 season at IMG Academy and averaged 16.3 points and 6.0 rebounds per game with the Ascenders.
- He produced a career best four rebounds against Virginia.

### WILLIAMS' SEASON HIGHS

**Points:** 7, Colgate  
**FG Made :** 3, Lafayette, Colgate, Brown  
**FG Attempted:** 7, at Wake Forest  
**3-Point FGM:** 1, at Miami  
**3-Point FGA:** 3, at Miami  
**FT Made:** 2, Virginia  
**FT Attempted:** 2, vs. Colgate, Indiana, Virginia  
**Rebounds:** 4, Virginia  
**Off. Rebounds:** 1, at Miami, vs. VCU, Cornell  
**Def. Rebounds:** 4, Virginia  
**Assists:** 1, at Miami, Lafayette, vs. Auburn, Cornell  
**Steals:** 3, vs. Auburn  
**Blocks:** 1, Lafayette, Drexel, vs. VCU, Indiana, Cornell, Pittsburgh  
**Minutes:** 24, at Wake Forest

### WILLIAMS' CAREER HIGHS

**Points:** 7, Colgate, 2021-22  
**FG Made:** 3, Lafayette, Colgate, Brown, 2021-22  
**FG Attempted:** 7, at Wake Forest, 2021-22  
**3-Point FGM:** 1, at Miami, 2021-22  
**3-Point FGA:** 3, at Miami, 2021-22  
**FT Made:** 2, Virginia, 2021-22  
**FT Attempted:** 2, Colgate, Indiana, Virginia 2021-22  
**Rebounds:** 4, Virginia, 2021-22  
**Off. Rebounds:** 1, at Miami, vs. VCU, 2021-22  
**Def. Rebounds:** 4, Virginia, 2021-22  
**Assists:** 1, at Miami, Lafayette, vs. Auburn, Cornell, 2021-22  
**Steals:** 3, vs. Auburn, 2021-22  
**Blocks:** 1, Lafayette, Drexel vs. VCU, Cornell, Pittsburgh, 2021-22  
**Minutes:** 24, at Wake Forest, 2021-22

### 2021-22 WILLIAMS GAME-BY-GAME

Opponent	MP	FG	3PT	FT	REB	PF	A	T	B	S	TP
LAFAYETTE	21	3-5	0-0	0-0	3	2	1	1	1	1	6
DREXEL	16	0-3	0-1	0-0	0	1	0	1	1	2	0
COLGATE	22	3-5	0-1	1-2	1	1	0	3	0	1	7
vs. VCU	17	0-1	0-0	0-0	3	1	0	2	1	0	0
vs. Arizona State	6	0-0	0-0	0-1	1	0	0	0	0	0	0
vs. Auburn	21	1-3	0-0	0-0	0	2	1	2	0	3	2
INDIANA	19	0-0	0-0	0-2	2	2	0	0	1	1	0
at Florida State	2	0-0	0-0	0-0	2	0	0	0	0	0	0
vs. Villanova	3	0-1	0-0	0-0	1	2	0	1	0	0	0
at Georgetown	4	1-1	0-0	0-0	0	2	0	0	0	0	2
BROWN	17	3-6	0-1	0-0	2	1	0	2	0	0	6
CORNELL	14	1-2	0-1	0-0	3	0	1	2	1	2	2
VIRGINIA	12	0-2	0-1	2-2	4	0	0	0	0	0	2
at Miami	9	1-3	1-2	0-0	1	1	1	0	0	0	3
at Wake Forest	24	2-7	0-2	0-0	2	3	0	0	0	0	4
PITTSBURGH	4	0-0	0-0	0-0	0	0	0	1	1	0	0
FLORIDA STATE											
CLEMSON											
at Duke											
at Pittsburgh											
WAKE FOREST											
at NC State											
LOUISVILLE											
at Boston College											
at Virginia Tech											
BOSTON COLLEGE											
GA TECH											
at Notre Dame											
DUKE											
at North Carolina											
MIAMI											
*started											

## WILLIAMS CAREER STATISTICS

Year	G	GS	TOTAL			3-PTS			REBOUNDS			PF	FO	A	TO	Blk	Stl	Pts	Avg				
			FG	FGA	Pct	3FG	3FGA	Pct	FT	FTA	Pct									O	D	Tot	Avg
2021-22	16	0	15	40	.375	1	10	.100	3	7	.429	4	19	23	1.4	18	0	4	16	6	10	34	2.1

## 2021-22 Record Breakdown

Record	Overall	ACC	ACCT	NCAA
SU overall	8-9	2-4		
SU at home	6-3	1-2		
SU on the road	1-3	1-2		
SU at neutral sites	1-3			
SU in overtime	1-1	0-1		
After a loss	4-4	1-2		
SU scores first	5-5	1-2		
Opponent scores first	3-4	1-2		
Halftime	Overall	ACC	ACCT	NCAA
SU led at the half	6-5	1-2		
SU trailed at the half	2-3	1-1		
Tied at the half	0-1	0-1		
Rebounding	Overall	ACC	ACCT	NCAA
SU outrebounded Opp.	5-5	2-4		
SU was outrebounded	3-4			
Rebounds were equal				
SU 36-or-more rebounds	4-4	1-3		
SU 35-or-less rebounds	4-5	1-1		
SU 21-or-more def rebounds	7-8	0-3		
SU 20-or-less def. rebounds	1-1	1-1		
SU 11-or-more off. rebounds	4-6	2-3		
SU 10-or-less off. rebounds	4-3	0-1		
Field Goal Percentage	Overall	ACC	ACCT	NCAA
SU shot 50-60% FG	6-1	1-1		
SU shot 40-50% FG	1-4	0-1		
SU shot 30-40% FG	1-3	1-2		
SU shot 20-30% FG	0-1			
Opp. shot 50-60% FG	1-3	0-2		
Opp. shot 40-50% FG	2-5	0-2		
Opp. shot 30-40% FG	5-1	2-0		
Opp. shot 20-30% FG				
SU outshot Opp. FG%	6-2	1-1		
Opp. outshot SU FG%	1-7	0-3		
FG% was equal	1-0	1-0		
3-Point FG	Overall	ACC	ACCT	NCAA
SU 10-or-more 3-pointers	3-2	0-2		
SU 9-or-less 3-pointers	5-7	2-2		
SU made more 3-pointers	4-2	1-2		
Opp. made more 3-pointers	4-7	1-2		
3-pointers made were equal	0-0			
Free Throw Percentage	Overall	ACC	ACCT	NCAA
SU outshot Opp. FT%	4-4	1-2		
Opp. outshot SU FT%	4-5	1-2		
FT% was equal				
SU shot more FT	7-5	1-2		
Opp. shot more FT	1-4	1-2		
Free throws shot were equal				
Scoring	Overall	ACC	ACCT	NCAA
SU scored 100-109 pts.	1-0			
SU scored 90-99 pts.	3-0			
SU scored 80-89 pts.	1-2	0-1		
SU scored 70-79 pts.	2-3	1-2		
SU scored 60-69 pts.	1-2	1-1		
SU scored 50-59 pts.	0-2			
Opp. scored 100-109	1-1			
Opp. scored 90-99 pts.				
Opp. scored 80-89 pts.	1-2	0-1		
Opp. scored 70-79 pts.	0-4	0-3		
Opp. scored 60-69 pts.	6-2	2-0		
Opp. scored 50-59 pts.				
By Uniform	Overall	ACC	ACCT	NCAA
White	7-5	1-2		
Throwback White	0-1			
Orange	1-4	1-2		
Throwback Orange	0-1			

Turnovers	Overall	ACC	ACCT	NCAA
SU 10-or-less turnovers	2-3	1-1		
SU 11-20 turnovers	6-6	1-3		
SU 21-or-more turnovers				
Opp. 10-or-less turnovers	2-5	0-3		
Opp. 11-20 turnovers	4-4	2-1		
Opp. 21-or-more turnovers	2-0			
SU Players' Scoring	Overall	ACC	ACCT	NCAA
Five in double digits	3-1			
Four in double digits	5-2	2-2		
Three in double digits	0-4	0-1		
Two in double digits	0-2	0-1		
One in double digits				
Three with 20-or-more points	1-1	1-1		
Two with 20-or-more points	2-0			
One with 20-or-more points	4-5	1-2		
One with 30-or-more points				
By Month	Overall	ACC	ACCT	NCAA
November	4-3			
December	3-2	1-0		
January	1-4	1-4		
February				
March				
By Day	Overall	ACC	ACCT	NCAA
Monday	1-0			
Tuesday	3-1	1-0		
Wednesday	1-2	0-1		
Thursday	1-0			
Friday	0-1			
Saturday	1-5	1-3		
Sunday	1-0			
By Live Television	Overall	ACC	ACCT	NCAA
ESPN	0-2	0-1		
ESPN2	3-2			
ESPNU	1-0	1-0		
ACC Network	2-2	1-2		
ACC Regional Sports Network	2-1	0-1		
ACC Network Extra	0-1			
Fox	0-1			
By Conference	Overall			
ACC (at Florida State, Virginia, at Miami, at Wake Forest, Florida State)	2-4			
Atlantic 10 (vs. VCU)	0-1			
Colonial Athletic Association (Drexel)	1-0			
B1G Ten (Indiana)	1-0			
Big East (vs. Villanova, at Georgetown)	0-2			
Ivy League (Cornell, Brown)	2-0			
Patriot League (Lafayette, Colgate)	1-1			
Pac-12 (vs. Arizona State)	1-0			
SEC (vs. Auburn)	0-1			
Games Decided By . . .	Overall	ACC	ACCT	NCAA
1-5 points	2-5	1-4		
6-10 points	1-0			
11-15 points	2-3			
16 or more points	3-1	1-0		
By Starting Lineup	Overall	ACC	ACCT	NCAA
Girard III, BBoeheim, Edwards, JBoeheim, Swider	8-9	2-4		

## Team Highs and Lows

### Syracuse Highs

Points	97	Lafayette
Points (overtime game)	112	Indiana
Points - First Half	52	Lafayette
Points - Second Half	55	Brown
Points - First Overtime	9	Indiana
Points - Second Overtime	15	Indiana
Field Goals Made	37	Lafayette
Field Goal Attempts	68	at Georgetown
	68	Lafayette
Field Goal Attempts (overtime)	75	at Wake Forest
Field Goal %	.574 (35-61)	Brown
3-Point FG Made	*17	Miami
3-Point FG Attempts	32	Miami
3-Point FG Attempts (overtime game)	34	Indiana
3-Point FG %	.619 (13-21)	Brown
Free Throws Made	22	Colgate
Free Throws Made (overtime game)	27	Indiana
Free Throws Attempted	31	Pittsburgh
Free Throws Attempted (overtime game)	34	Indiana
Free Throw %	.880 (22-25)	Colgate
Offensive Rebounds	18	Virginia
Defensive Rebounds	37	Lafayette
Rebounds	48	Lafayette
Rebounds (overtime game)	49	at Wake Forest
Assists	26	Lafayette
Steals	15	Drexel
Steals (overtime game)	18	Indiana
Blocked Shots	8	Miami
Turnovers	19	Miami
Fouls	20	Pittsburgh
Fouls (overtime game)	24	Indiana

### Opponent Highs

Points	100	Colgate
Points (overtime)	110	Indiana
Points - First Half	46	Colgate
Points - Second Half	58	Miami
Points - First Overtime	9	Indiana
Points - Second Overtime	13	Indiana
Field Goals Made	34	vs. Auburn
Field Goals Made (overtime game)	38	Indiana
Field Goal Attempts	77	vs. Villanova
Field Goal %	.551 (38-69)	vs. Auburn
3-Point FG Made	18	Colgate
3-Point FG Attempts	*50	vs. Villanova
3-Point FG %	.600 (12-20)	Florida State
Free Throws Made	19	at Miami
Free Throws Made (overtime game)	23	Indiana
Free Throws Attempted	26	Pittsburgh
Free Throws Attempted (overtime game)	31	Indiana
Free Throw %	1.000 (6-6)	Drexel
Offensive Rebounds	27	vs. Villanova
Defensive Rebounds	30	at Georgetown
	30	vs. Villanova
Defensive Rebounds (overtime game)	35	at Wake Forest
Rebounds	57	vs. Villanova
Assists	26	Colgate
Assists (overtime game)	26	Indiana
Steals	14	at Miami
Blocked Shots	8	vs. VCU
Turnovers	22	Cornell
Turnovers (overtime)	26	Indiana
Fouls	25	vs. Arizona State

\*Syracuse opponent record

### Syracuse Lows

Points	53	vs. Villanova
Points (overtime game)	74	at Wake Forest
Points - First Half	24	at Florida State
Points - Second Half	24	vs. Villanova
Points - First Overtime	5	at Wake Forest
Points - Second Overtime	15	Indiana
Field Goals Made	18	vs. VCU
Field Goal Attempts	48	vs. Auburn
Field Goal %	.290 (18-of-62)	vs. VCU
3-Point FG Made	5	vs. VCU
3-Point FG Made (overtime game)	13	Indiana
3-Point FG Attempts	15	vs. Villanova
3-Point FG Attempts (overtime game)	29	at Wake Forest
3-Point FG %	.217 (5-23)	Colgate
Free Throws Made	7	at Georgetown
	7	Drexel
Free Throws Attempted	10	Drexel
Free Throw %	.500 (10-of-20)	Brown
Offensive Rebounds	5	vs. Auburn
	5	Drexel
Defensive Rebounds	19	Virginia
Rebounds	26	Drexel
Assists	8	vs. VCU
	8	Virginia
Steals	2	lorida State
Blocked Shots	1	vs. Auburn
Blocked Shots (overtime game)	1	at Wake Forest
Turnovers	7	at Georgetown
Fouls	8	Brown

### Opponent Lows

Points	60	Drexel
	60	at Florida State
Points - First Half	23	vs. VCU
Points - Second Half	27	Drexel
Points - First Overtime	8	at Wake Forest
Points - Second Overtime	13	Indiana
Field Goals Made	18	Pittsburgh
Field Goal Attempts	52	Drexel
Field Goal %	.325 (25-77)	vs. Villanova
3-Point FG Made	4	at Florida State
3-Point FG Attempts	18	vs. VCU
3-Point FG %	.133 (4-30)	Lafayette
Free Throws Made	4	vs. Villanova
Free Throws Attempted	6	vs. Villanova
	6	Lafayette
Free Throw %	.467 (7-15)	vs. Arizona State
Offensive Rebounds	8	vs. VCU
	8	Lafayette
Offensive Rebounds (overtime game)	5	Florida State
Defensive Rebounds	20	vs. Arizona State
	20	Florida State
Rebounds	25	Florida State
Assists	10	Pittsburgh
	10	at Florida State
Steals	4	Drexel
	4	Lafayette
Steals (overtime game)	4	at Wake Forest
Blocked Shots	0	Pittsburgh
Turnovers	7	vs. Auburn
Fouls	8	Drexel

## Syracuse Individual Highs

### Games Played:

17 B. Boeheim, J. Boeheim, Edwards, Girard, Swider, Torrence

### Games Started:

17 B. Boeheim, J. Boeheim, Edwards, Girard, Swider

### Points in a Half:

18 B. Boeheim (2nd), Brown

### Game Points:

28 B. Boeheim, Brown

### Minutes Played:

40 B. Boeheim (3), Pittsburgh, Virginia, Florida State; Cole Swider, Florida State

### Minutes Played (overtime game):

50 B. Boeheim, Indiana

### Game FG Attempted:

19 B. Boeheim, Brown; J. Boeheim, vs. Villanova

### Game FG Attempted (overtime game):

23 B. Boeheim, Indiana

### Game FG Made:

11 B. Boeheim, Brown

### Game FG Percentage (min. 8 made)

.889 (8-9) - J. Boeheim, Lafayette

### Game FT Attempted:

15 Edwards, vs. Villanova

### Game FT Made:

9 B. Boeheim vs. Auburn

### Game FT Percentage (min. 9 made):

1.000 (9-9) - B. Boeheim, Auburn

### Game 3 pt. FG Attempted:

13 Swider at Florida State

### Game 3 pt. FG Made:

7 Girard at Miami

### Game 3 pt. FG Percentage (min. 5 made)

1.000 (5-5) - Girard, Lafayette

### Game Rebounds:

14 Swider at Wake Forest

### Game Assists:

8 Girard, Colgate

### Game Assists (overtime game):

8 B. Boeheim, Indiana

### Game Steals:

5 Girard, Brown; Swider, Drexel

### Game Steals (overtime game):

5 B. Boeheim, Indiana

### Blocked Shots:

7 Edwards, at Miami

### Turnovers

6 Girard vs. VCU

### Game Fouls:

5 Edwards (9) Pittsburgh, at Wake Forest, at Miami, Virginia, Cornell, at Florida State, Indiana, vs. VCU, Colgate; Swider (2) vs Arizona State, Indiana; B. Boeheim (1) at Miami

### Game Fouls (overtime):

5 Edwards (2) at Wake Forest, Indiana; Swider, Indiana

### Led SU in Scoring:

B. Boeheim (12<sup>1</sup> tied), Girard (3<sup>2</sup> tied), J. Boeheim (2), Swider (2<sup>2</sup> tied), Edwards (1<sup>1</sup> tied)

### Double-Figure Scoring Games:

J. Boeheim (14), B. Boeheim (14), Girard (12), Swider (12), Edwards (10)

### 20-29-point Games:

B. Boeheim (8), J. Boeheim (3), Girard (3), Edwards (2), Swider (2)

### 30-39-point Games:

### Scored First:

J. Boeheim (12), Edwards (3), B. Boeheim (1), Swider (1)

### Led SU in Rebounding:

J. Boeheim (6<sup>2</sup> tied), Edwards (8<sup>3</sup> tied), Swider (5<sup>1</sup> tied), Anselem (1)

### Double-Figure Rebounding Games:

Swider (5), J. Boeheim (2), Edwards (1)

### Double-Doubles:

Swider (4), J. Boeheim (2), Edwards (1)

### Led SU in Assists:

Girard (10<sup>3</sup> tied), B. Boeheim (8<sup>5</sup> tied), Torrence (4<sup>3</sup> tied), Swider (2<sup>2</sup> tied), J. Boeheim (1<sup>1</sup> tied)

### Double-Figure Assist Games:

### Largest Lead:

36, (95-59), Lafayette

### Largest Margin of Victory:

34 (197-63), Lafayette

### Largest Deficit:

22 (89-67), Colgate

### Largest Margin of Defeat:

21 (89-68), Colgate

### Deficit Overcome in a Win:

11 (35-24) at Florida State

### Largest Lead in a Loss:

18 (44-26), at Miami

### Largest Halftime Lead:

22 (52-30), Lafayette

### Largest Halftime Deficit:

10 (43-33), vs. Auburn

## Game-by-Game Statistics

Opponent	Score	TOTAL		3-PTS		FT-FTA		REBOUNDS		PF	A	TO	Blk	Stl
		FG-FGA	Pct	3FG-FGA	Pct	Pct	Pct	Off-Def	Tot					
Syracuse <i>Lafayette</i>	W, 97-63	37-68	.544	13-26	.500	10-13	.769	11-37	48	10	26	9	5	7
		23-67	.343	12-41	.293	5-6	.833	8-22	30	14	16	10	3	4
Syracuse <i>Drexel</i>	W, 75-60	30-54	.556	8-16	.500	7-10	.700	5-21	26	12	17	11	5	15
		22-52	.423	10-27	.370	6-6	1.000	9-21	30	8	12	20	1	4
Syracuse <i>Colgate</i>	L, 85-100	28-64	.438	7-23	.304	22-25	.880	12-22	34	17	13	10	3	9
		32-70	.457	18-43	.419	18-25	.857	19-25	44	18	26	11	4	7
Syracuse <i>vs. VCU</i>	L, 55-67	18-62	.290	5-23	.217	14-16	.875	15-28	43	15	8	16	5	7
		24-57	.421	7-18	.389	12-17	.706	8-30	38	13	19	14	8	10
Syracuse <i>vs. Ariz. State</i>	W, 92-84	33-61	.541	8-19	.421	18-27	.667	12-30	42	13	14	11	2	4
		31-69	.449	15-39	.385	7-15	.467	12-20	32	25	22	8	2	7
Syracuse <i>vs. Auburn</i>	L, 68-89	20-48	.417	7-19	.368	21-26	.808	5-23	28	10	13	15	1	5
		34-67	.507	12-30	.400	9-13	.692	11-27	38	20	23	7	5	11
Syracuse <i>Indiana</i>	W, 112-110, 2OT	36-73	.493	13-34	.382	27-34	.794	8-23	31	24	16	12	4	18
		38-69	.551	11-27	.407	23-31	.742	14-32	46	24	26	26	3	6
Syracuse <i>at Florida State</i>	W, 63-60	22-63	.349	9-30	.300	10-13	.769	13-28	41	13	14	13	2	5
		22-63	.349	4-30	.133	12-16	.750	12-28	40	15	10	11	7	8
Syracuse <i>vs. Villanova</i>	L, 53-67	20-56	.357	5-15	.333	8-15	.533	11-25	35	12	4	11	7	4
		25-77	.325	13-50	.260	4-6	.667	27-30	57	13	15	10	3	5
Syracuse <i>at Georgetown</i>	L, 75-79	30-68	.441	8-26	.308	7-11	.636	9-22	31	15	20	7	4	5
		25-55	.455	11-26	.423	18-21	.857	8-30	38	11	20	11	3	4
Syracuse <i>Lehigh</i>	Cancelled													
Syracuse <i>Brown</i>	W, 92-63	35-61	.574	13-21	.619	10-20	.500	10-32	42	8	23	12	5	9
		23-67	.343	9-31	.290	7-10	.700	14-21	35	17	16	14	2	9
Syracuse <i>Cornell</i>	W, 80-68	32-57	.561	6-20	.300	10-15	.667	9-25	34	13	14	16	5	13
		23-65	.354	15-46	.326	7-8	.875	18-19	37	15	21	22	1	5
Syracuse <i>Georgia Tech</i>	Postponed													
Syracuse <i>Virginia</i>	L, 74-69	22-60	.367	10-29	.345	15-23	.652	18-19	37	12	14	11	6	8
		30-57	.526	7-20	.350	7-10	.700	9-24	33	17	22	9	5	8
Syracuse <i>at Miami</i>	L, 88-87	29-58	.500	17-32	.531	12-18	.667	12-24	36	19	22	19	8	5
		29-65	.446	11-30	.367	19-24	.792	13-21	34	13	16	10	2	14
Syracuse <i>at Wake Forest</i>	L, 74-77 OT	27-75	.360	8-29	.276	12-14	.857	15-34	49	21	16	9	1	6
		25-58	.431	11-37	.297	16-25	.640	7-35	42	11	19	13	6	4
Syracuse <i>Pittsburgh</i>	W, 77-61	25-49	.510	6-17	.353	21-31	.677	12-18	30	20	13	9	5	11
		18-47	.383	7-22	.318	18-26	.692	12-17	29	19	10	13	0	5
Syracuse <i>Florida State</i>	L, 77-71	24-51	.471	7-17	.412	16-19	.842	8-21	29	14	14	12	3	2
		28-51	.549	12-20	.600	8-13	.615	5-20	25	15	2	10	2	7
Syracuse <i>Clemson</i>														
Syracuse <i>at Duke</i>														
Syracuse <i>at Pittsburgh</i>														
Syracuse <i>Wake Forest</i>														
Syracuse <i>at NC State</i>														
Syracuse <i>Louisville</i>														
Syracuse <i>at Boston College</i>														
Syracuse <i>at Virginia Tech</i>														
Syracuse <i>Boston College</i>														
Syracuse <i>at Notre Dame</i>														
Syracuse <i>Duke</i>														
Syracuse <i>at North Carolina</i>														
Syracuse <i>Miami</i>														
<b>SYRACUSE TOTALS</b>		<b>468-1,028</b>	<b>.455</b>	<b>150-396</b>	<b>.379</b>	<b>240-330</b>	<b>.727</b>	<b>185-432</b>	<b>617</b>	<b>248-12</b>	<b>261</b>	<b>203</b>	<b>71</b>	<b>133</b>
<b>OPPONENT TOTALS</b>		<b>452-1,056</b>	<b>.428</b>	<b>185-537</b>	<b>.345</b>	<b>196-268</b>	<b>.731</b>	<b>206-422</b>	<b>628</b>	<b>268-4</b>	<b>295</b>	<b>219</b>	<b>57</b>	<b>120</b>

## The Last Time That -- Individual

### Syracuse Individual

Scored 40 or more points:	Andrew White III, Georgia Tech, 3/4/2017
Scored 40 or more points (OT):	John Gillon, 43, at NC State, 2/1/2017
Scored 30 or more points:	Buddy Boeheim vs. San Diego State (NCAA), 3/19/2021
Scored 30 or more points (OT):	Tyus Battle, 37, at Florida State, 1/13/2018
Made 15 FGs:	Lawrence Moten, 15 at Villanova, 2/14/1995
<b>Made 10 FGs:</b>	<b>Buddy Boeheim, 11, Brown 12/27/2021</b>
<b>Made 10 FGs (OT):</b>	<b>Buddy Boeheim, 10, Indiana 11/30/2021</b>
Made 9 3PT FGs:	Trevor Cooney, 9, Notre Dame, 1/30/2012
Made 9 3PT FGs (OT):	John Gillon, 9, at NC State, 2/1/2017
Made 8 3PT FGs:	Andrew White III, 8, Georgia Tech, 3/4/2017
<b>Made 7 3PT FGs</b>	<b>Joe Girard III, 7, at Miami, 1/5/2022</b>
Made 17+ FTs:	Hakim Warrick, 18 vs. Rhode Island, 11/30/2003
Made 15+ FTs:	Oshae Brissett, 16, Buffalo, 12/19/2017
Made 15+ FTs (OT):	Jonny Flynn, 16 vs. Conn. (BET), 3/12/2009
Made 10+ FTs:	Marek Dolezaj, 12 vs. Georgia Tech, 2/22/2020
Made 10+ FTs (OT):	Tyus Battle, 10 at Florida State, 1/13/2018
Had 30+ rebounds:	Frank Reddout, 34 vs. Temple, 2/9/1952
Had 25+ rebounds:	Dave Bing, 25 vs Cornell, 2/8/1966
Had 20+ rebounds:	Tyler Roberson, 20 at Duke, 1/18/2016
Had 15+ rebounds:	Quincy Guerrier, 16, Notre Dame, 2/20/2021
Had 15+ rebounds (OT)	Paschal Chukwu, 18 at Duke (OT), 1/14/2019
Had 12+ offensive rebounds:	Tyler Roberson, at Duke, 1/18/2016
Had 10+ offensive rebounds:	Cole Swider, vs. Villanova, 12/7/2021
Had 15+ defensive rebounds:	Rick Jackson, Providence, 12/28/2010
Had 10+ defensive rebounds:	Marek Dolezaj, 10, at Va. Tech, 1/18/2020
Had 15+ assists:	Michael Carter-Williams, 16, Monmouth, 12/8/2012
Had 10+ assists:	Kadary Richmond, 10, North Carolina, 3/1/2021
Had 10+ assists (OT):	Kaleb Joseph, 12/20/2014 at Villanova
Had consecutive 10+ assist games:	John Gillon (11, Miami, 1/4/2017; 11, Pittsburgh, 1/7/2017)
Had 8+ blocks:	Paschal Chukwu, 8, Buffalo, 12/19/2017
<b>Had 5+ blocks</b>	<b>Jesse Edwards, 7, at Miami, 1/5/2021</b>
<b>Had 5+ blocks (OT):</b>	<b>Rakeem Christmas, 6, Duke, 2/1/2014</b>
Had 10 steals:	Todd Burgan vs. Colgate, 12/30/1997
Had 8+ steals:	DeShaun Williams, 9 vs. B.C., 3/3/2002
Had 6+ steals:	Kadary Richmond, at Clemson, 2/6/2021
<b>Had 5+ steals:</b>	<b>Cole Swider, Drexel, 11/14/2021</b>
<b>Had 5+ steals (OT):</b>	<b>Buddy Boeheim, Indiana 11/30/2021</b>
Played 60+ minutes:	Jonny Flynn (67), Eric Devendorf, (61) vs. Connecticut (BET), 3/12/2009
<b>Played 50+ minutes:</b>	<b>Buddy Boeheim (50), vs. Indiana (20T), 11/30/2021</b>
<b>Played 40+ minutes:</b>	<b>Buddy Boeheim (44) at Wake Forest (OT), 12/19/2020</b>
<b>Played 40 minutes (40 minute)</b>	<b>Buddy Boeheim, Cole Swider, Florida State, 1/15/2022</b>
Three players had a double-double	Marek Dolezaj (20-10 assists), Alan Griffin (17-13 reb.), Quincy Guerrier (15-13 reb.), Bryant, 11/27/2020
Three players had a double-double (pts-rebs):	Donte Greene (19-13), Arinze Onuaku (17-14), Kristof Ongenaet (10-11 at Seton Hall, 3/5/2008
Two players had a double-double:	Jesse Edwards (11 pts.-12 rebs.), Cole Swider (16 pts.-10 rebounds) at Florida State, 12/4/2021
Two players had a double-double (OT):	Alan Griffin (24 pts.-10 rebs.), Quincy Guerrier (27 pts.-11 rebs.), Buffalo, 12/19/2020

<b>Had a double-double (pts-rebs):</b>	<b>Jesse Edwards (11 pts.-12 rebs.), Cole Swider (16 pts.-10 rebs.) at Florida State, 12/4/2021</b>
<b>Had a double-double (OT)</b>	<b>Cole Swider (10 pts.-14 rebs.) at Wake Forest, 1/8/2022</b>
Had a double-double (pts-assists):	Marek Dolezaj (20-10 assists), Bryant, 11/27/2020
Had a double-double OT (pts-assists):	Kaleb Joseph (10-10) at Villanova, 12/20/2014
Had a double-double (pts-blocks):	Fab Melo, (12-10) vs. Seton Hall, 12/28/2011
Had a triple-double:	Allen Griffin, (14-11-10) vs. Pittsburgh, 2/27/2001
Three players disqualified:	Wake Forest, 2/8/2020; Marek Dolezaj, Quincy Guerrier, Bourama Sidibe
Two players had 30 points:	at Pittsburgh, 2/11/1972; Greg Kohls (34), Mike Lee (32)
Four players had 20 points:	Massachusetts, 11/28/2007: Eric Devendorf (23), Jonny Flynn (20), Donte Greene (20), Arinze Onuaku (20)
Four players had 20 points (OT):	vs. Connecticut (BET), 3/12/2009: Jonny Flynn (34), Paul Harris (29), Eric Devendorf (22), Andy Rautins (20)
<b>Three players had 20 points:</b>	<b>at Miami, 1/5/2022, Joe Girard III (26), Jesse Edwards (22), Cole Swider (20)</b>
<b>Three players had 20 points (OT):</b>	<b>Indiana, 11/30/2021: Buddy Boeheim (27), Jimmy Boeheim (26), Joe Girard III (22) vs. Arizona State, 11/25/2021: Buddy Boeheim (23), Jesse Edwards (21)</b>
<b>Two players had 20 points:</b>	<b>at Georgetown, 12/16/2017: Tyus Battle (29), Oshae Brissett (25)</b>
Two players had 20 points (OT):	Bryant, 11/27/2020: Buddy Boeheim (21), Marek Dolezaj (20), Alan Griffin (17), Quincy Guerrier (15)
<b>Four players had 15 points (OT):</b>	<b>Indiana, 11/30/2021: Buddy Boeheim (27), Jimmy Boeheim (26), Joe Girard III (22)</b>
Eight players had 10+ points	E. Michigan, 12/19/2016; Tyus Battle (18), John Gillon (14), Andrew White (14), DaJuan Coleman (12), Tyler Lydon (12), Tyler Roberson (11), Frank Howard (10), Taurean Thompson (10)
Seven players had 10+ points	Monmouth, 12/8/2012: Brandon Triche (18), M. Carter-Williams (15), Trevor Cooney (15), C.J. Fair (14), James Southerland (14), Rakeem Christmas (11), DaJuan Coleman (11)
Six players had 10+ points	S. Carolina State, 11/22/2016: Andrew White III (15), John Gillon (14), Tyler Lydon (14), Tyler Roberson (13), Taurean Thompson (12), Frank Howard (10)
<b>Five players had 10+ points:</b>	<b>at Georgetown, 12/11/2021: Buddy Boeheim (17), Joseph Girard (15), Jesse Edwards (12), Cole Swider, Jimmy Boeheim (10)</b>
<b>Five players had 10 points (OT):</b>	<b>Indiana, 11/30/2021: Buddy Boeheim (27), Jimmy Boeheim (26), Joe Girard III (22), Jesse Edwards (17), Cole Swider (14)</b>
Three players had 10+ rebounds:	Monmouth, 12/8/2012: DaJuan Coleman (14), C.J. Fair (10), Baye Moussa Keita (10)
Two players had 10+ rebounds:	Niagara, 12/3/2020; Quincy Guerrier (13), Marek Dolezaj (10)
Two players had 10+ reb. (OT):	Buffalo, 12/19/2020; Quincy Guerrier (11), Marek Dolezaj (10)
Led team in pts., rebs. and assists	Oshae Brissett, at Clemson, 3/9/2019; (15 pts., 7 rebs., 3 assists)

## The Last Time That -- Team

### Syracuse Team

<b>Won in overtime:</b>	<b>112-110, Indiana, 11/30/2021</b>
<b>Won in overtime at home:</b>	<b>112-110, Indiana, 11/30/2021</b>
Won in overtime on the road:	63-55, at Virginia, 1/11/2020
Lost in overtime on the road:	74-77 at Wake Forest, 1/8/2022
<b>Lost in overtime at home:</b>	<b>57-60, St. Bonaventure, 12/22/2017</b>
<b>Lost in overtime on the road:</b>	<b>74-77, at Wake Forest, 1/8/2022</b>
<b>Won in two overtimes at home:</b>	<b>112-110, Indiana, 11/30/2021</b>
Won in two overtimes on the road:	93-91, at St. John's, 3/4/2001
Lost in two overtimes:	90-101, at Florida State, 1/13/2018
Lost in two overtimes at home:	N/A
<b>Lost in two overtimes on the road:</b>	<b>90-101, at Florida State, 1/13/2018</b>
Won in three overtimes at home:	87-85, Connecticut, 2/18/1984
Won in three overtimes on the road:	93-90, at Colgate, 2/16/1965
Lost in three overtimes:	N/A
Played six overtimes:	127-117, vs. Connecticut (BET), 3/12/2009
<b>Won by 30+ points</b>	<b>97-63, Lafayette, 11/9/2021</b>
Lost by 30+ points	93-60, St. John's, 12/21/2016
Won by 40+ points	97-46, Bucknell, 11/23/2019
Lost by 40+ points	59-122, vs. NYU, 12/15/1961
Won by 60+ points	127-67, American, 12/2/1964
Scored 100 points:	101, at Boston College, 12/12/2020
<b>Scored 100 points (overtime):</b>	<b>112, Indiana, 11/30/2021, 2 OT</b>
Scored 100 points in consec. games:	104, Lafayette, 12/13/1993; 108, MD-Eastern Shore, 12/18/1993
<b>Scored 90 points</b>	<b>92, Brown, 12/27/2021</b>
Scored 90 points (overtime):	95, at Duke OT, 1/14/2019
Scored 90 points in consec. games:	98, Albany, 11/15/11; 92, Colgate, 11/19/2011
<b>Scored 50+ in the first half:</b>	<b>52, Lafayette, 11/9/2021</b>
<b>Scored 50+ in the second half</b>	<b>55, Brown, 12/27/2021</b>
Scored 60+ in the first half	60, Maine, 12/5/2009
Scored 60+ in the second half	63, Charlotte, 11/26/2003
Scored less than 40 points:	34, Virginia, 11/6/2019
Scored less than 20 in the first half:	19 at Clemson, 2/6/2021
Scored less than 20 in the second half:	19, at Virginia, 1/20/2020
<b>Gave up 100 points:</b>	<b>100, Colgate, 11/20/2021</b>
<b>Gave up 100 points (overtime):</b>	<b>112, Indiana, 11/30/2021, 2OT</b>
Gave up 100 points and won:	104, West Virginia, 2/11/1967
Gave up 100 points and won (OT):	117, Connecticut, 3/12/2009
Gave up 90 points:	96, at Pittsburgh, 1/16/2021
Gave up 90 points (OT):	96, Buffalo, 12/19/2020
Gave up 90 points and won:	92 Southern Illinois, 3/17/1995
Gave up 90 points and won (OT):	96, Buffalo, 12/19/2020
Came back from down 15+ to win	16, Buffalo (OT), 12/19/2020
Came back from down 20+ to win	20, Notre Dame, 2/20/2021
<b>Led by 15+ and lost</b>	<b>18, at Miami, 1/5/2022</b>
Gave up less than 50 points:	45, Niagara, 12/3/2020
Gave up less than 40 points:	34, E. Washington, 11/6/2018
Gave up less than 20 in a half:	18, vs. San Diego State (NCAA), 3/19/2021
Gave up more than 45 in a half:	46, Notre Dame, 2/20/2021
<b>Game up more than 55 in a half</b>	<b>58, at Miami, 1/5/2022, 2nd</b>

Shot over 60% FG:	.620 (31-50), Florida State, 2/11/2016
<b>Shot under 32% FG:</b>	<b>.290 (18-62) vs. VCU 11/24/2021</b>
Held opponent under 30% FG:	.277 (18-65), Niagara, 12/3/2020
Made 45+ FG:	47 vs. E. Tennessee State, 12/15/2007
<b>Made 15+ 3PT:</b>	<b>17*, at Miami, 1/5/2022</b>
Made 15+ 3PT (overtime)	15, at NC State, 2/1/2017
<b>Made 13+ 3PT:</b>	<b>17, at Miami, 1/5/2022</b>
<b>Made 12+ 3PT (overtime)</b>	<b>13, Indiana, 11/30/2021, 2 OT</b>
<b>Shot 60% 3PT (min. 10 makes)</b>	<b>.619 (13-21), Brown, 12/27/2021</b>
Did not make a 3PT:	Holy Cross, 11/28/2014
Attempted 50 FT:	51 vs. Connecticut (BET), 3/12/2009
Attempted 40 FT:	41 vs. California (NCAA), 3/23/2013
Attempted 40 FT (OT):	42, Buffalo, 12/19/2020
Attempted less than 6 FT	5 at Notre Dame, 1/5/2019
<b>Made 40 FT:</b>	<b>40 vs. Connecticut (BET), 3/12/2009</b>
Made 35 FT:	40 vs. Connecticut (BET), 3/12/2009
Made less than 5 FT:	4, Pittsburgh, 1/6/2020
Had 60+ rebounds:	63, Monmouth, 12/8/2012
Had 50+ rebounds:	51, Niagara, 12/3/2020
Had 20+ rebound margin	+22, South Carolina State, 11/22/2016
Had 30+ rebound margin	+30, Kennesaw State, 11/14/2014
Committed 25 fouls:	25, Duke, 2/1/2020
Had 30+ assists:	34, Eastern Michigan, 12/19/2016
Committed less than 5 turnovers:	4, at Virginia Tech, 1/18/2020
<b>Committed less than 10 turnovers:</b>	<b>9, Lafayette, 11/9/2021</b>
Committed 25+ turnovers:	26 vs. E. Tennessee State, 12/15/2007
Forced 30-or-more turnovers:	32, Albany, 11/9/2009
Had 20+ steals:	21, Albany, 11/9/2009
Had 15+ blocked shots:	15, Oakland, 11/20/2017
Won on last-second shot	Duke, 78-75, 2/22/2017 (John Gillon 3-pt)

\*Syracuse record



## 2021-22 Syracuse Men's Basketball Combined Team Statistics All games

### Game Records

Record	Overall	Home	Away	Neutral
ALL GAMES	8-9	6-3	1-3	1-3
CONFERENCE	2-4	1-2	1-2	0-0
NON-CONFERENCE	6-5	5-1	0-1	1-3

### Score by Periods

Team	1st	2nd	OT	TOT
Syracuse	638	659	29	1326
Opponents	562	693	30	1285

### Team Box Score

No.	Player				Total		3-Point		F-Throw		Rebounds											
		GP-GS	MIN	AVG	FG-FGA	FG%	3FG-3FGA	3FG%	FT-FTA	FT%	OFF	DEF	TOT	AVG	PF	DQ	A	TO	BLK	STL	PTS	AVG
35	BOEHEIM, Buddy	17-17	643:04	37.8	107-263	.407	41-120	.342	66-73	.904	11	51	62	3.6	31	1	63	32	0	22	321	18.9
0	BOEHEIM, Jimmy	17-17	582:33	34.3	96-200	.480	20-49	.408	31-53	.585	37	68	105	6.2	29	0	22	22	2	21	243	14.3
11	GIRARD III, Joseph	17-17	569:21	33.5	71-166	.428	47-107	.439	39-44	.886	6	38	44	2.6	21	0	74	51	1	28	228	13.4
21	SWIDER, Cole	17-17	586:49	34.5	75-181	.414	38-102	.373	33-38	.868	24	96	120	7.1	44	2	26	25	6	22	221	13.0
14	EDWARDS, Jesse	17-17	482:19	28.4	79-113	.699	0-0	.000	46-76	.605	42	69	111	6.5	67	9	16	23	50	16	204	12.0
13	WILLIAMS, Benny	16-0	212:45	13.3	15-40	.375	1-10	.100	3-7	.429	4	19	23	1.4	18	0	4	15	6	10	34	2.1
10	TORRENCE, Symir	17-0	198:52	11.7	14-42	.333	2-6	.333	5-13	.385	7	17	24	1.4	15	0	48	17	2	8	35	2.1
24	LAVALLE, Chris	1-0	01:35	1.6	1-2	.500	0-0	.000	0-0	.000	0	0	0	0.0	0	0	1	0	0	0	2	2.0
5	ANSELEM, Frank	16-0	162:28	10.2	7-13	.538	0-0	.000	15-22	.682	17	21	38	2.4	23	0	3	5	4	5	29	1.8
1	CASEY, Paddy	2-0	05:00	2.5	1-2	.500	1-1	1.000	0-0	.000	0	0	0	0.0	0	0	2	1	0	0	3	1.5
12	OWENS, Chaz	2-0	03:34	1.8	1-1	1.000	0-0	.000	0-0	.000	0	1	1	0.5	0	0	1	0	0	0	2	1.0
2	AJAK, John Bol	4-0	16:19	4.1	1-3	.333	0-1	.000	1-2	.500	0	5	5	1.3	0	0	1	1	0	0	3	0.8
34	SIDIBE, Bourama	2-0	05:07	2.6	0-2	.000	0-0	.000	1-2	.500	1	0	1	0.5	0	0	0	0	1	1	1	0.5
33	CORDES, Arthur	1-0	01:35	1.6	0-0	.000	0-0	.000	0-0	.000	0	1	1	1.0	0	0	0	1	0	0	0	0.0
25	FELDMAN, Shane	2-0	01:50	0.9	0-0	.000	0-0	.000	0-0	.000	0	1	1	0.5	0	0	0	0	0	0	0	0.0
32	GIANCOLA, Nick	2-0	01:50	0.9	0-0	.000	0-0	.000	0-0	.000	0	0	0	0.0	0	0	0	0	0	0	0	0.0
Team											36	45	81					10				
<b>Total</b>		<b>17</b>	<b>3475</b>		<b>468-1028</b>	<b>.455</b>	<b>150-396</b>	<b>.379</b>	<b>240-330</b>	<b>.727</b>	<b>185</b>	<b>432</b>	<b>617</b>	<b>36.3</b>	<b>248</b>	<b>12</b>	<b>261</b>	<b>203</b>	<b>71</b>	<b>133</b>	<b>1326</b>	<b>78.0</b>
<b>Opponents</b>		<b>17</b>	<b>3475</b>		<b>452-1056</b>	<b>.428</b>	<b>185-537</b>	<b>.345</b>	<b>196-268</b>	<b>.731</b>	<b>206</b>	<b>422</b>	<b>628</b>	<b>36.9</b>	<b>268</b>	<b>4</b>	<b>314</b>	<b>219</b>	<b>57</b>	<b>120</b>	<b>1285</b>	<b>75.6</b>

### Team Statistics

	SYR	OPP
<b>Scoring</b>	<b>1326</b>	<b>1285</b>
Points per game	78.0	75.6
Scoring margin	+2.4	-
<b>Field goals-att</b>	<b>468-1028</b>	<b>452-1056</b>
Field goal pct	.455	.428
<b>3 point fg-att</b>	<b>150-396</b>	<b>185-537</b>
3-point FG pct	.379	.345
3-pt FG made per game	8.8	10.9
<b>Free throws-att</b>	<b>240-330</b>	<b>196-268</b>
Free throw pct	.727	.731
F-Throws made per game	14.1	11.5
<b>Rebounds</b>	<b>617</b>	<b>628</b>
Rebounds per game	36.3	36.9
Rebounding margin	-0.6	-
<b>Assists</b>	<b>261</b>	<b>314</b>
Assists per game	15.4	18.5
<b>Turnovers</b>	<b>203</b>	<b>219</b>
Turnovers per game	11.9	12.9
Turnover margin	+0.9	-
Assist/turnover ratio	1.3	1.4
<b>Steals</b>	<b>133</b>	<b>120</b>
Steals per game	7.8	7.1
<b>Blocks</b>	<b>71</b>	<b>57</b>
Blocks per game	4.2	3.4
<b>Winning streak</b>	<b>0</b>	<b>-</b>
Home win streak	0	-
<b>Attendance</b>	<b>158605</b>	<b>35132</b>
Home games-Avg/Game	9-17623	4-8783
Neutral site-Avg/Game	-	4-4515

### Team Results

Date	Opponent		Score	Att.
11/09/2021	Lafayette	W	97-63	19929
11/14/2021	Drexel	W	75-60	20841
11/20/2021	Colgate	L	85-100	15604
11/24/2021	vs VCU	L	55-67	1281
11/25/2021	vs Arizona St.	W	92-84	1299
11/26/2021	vs Auburn	L	68-89	1136
11/30/2021	Indiana	Wot2	112-110	21330
12/04/2021	at Florida St.	W	63-60	9808
12/07/2021	vs Villanova	L	53-67	14344
12/11/2021	at Georgetown	L	75-79	13598
12/27/2021	Brown	W	93-62	15526
12/29/2021	Cornell	W	80-68	15579
01/01/2022	Virginia	L	69-74	17295
01/05/2022	at Miami (FL)	L	87-88	4506
01/08/2022	at Wake Forest	Lot	74-77	7220
01/11/2022	Pittsburgh	W	77-61	15214
01/15/2022	Florida St.	L	71-76	17287



## 2021-22 Syracuse Men's Basketball Combined Team Statistics In Conference games

### Game Records

Record	Overall	Home	Away	Neutral
ALL GAMES	2-4	1-2	1-2	0-0
CONFERENCE	2-4	1-2	1-2	0-0
NON-CONFERENCE	0-0	0-0	0-0	0-0

### Score by Periods

Team	1st	2nd	OT	TOT
Syracuse	209	227	5	441
Opponents	203	225	8	436

### Team Box Score

No.	Player				Total		3-Point		F-Throw		Rebounds								PTS	AVG		
		GP-GS	MIN	AVG	FG-FGA	FG%	3FG-3FGA	3FG%	FT-FTA	FT%	OFF	DEF	TOT	AVG	PF	DQ	A	TO			BLK	STL
35	BOEHEIM, Buddy	6-6	237:09	39.5	30-80	.375	16-43	.372	25-28	.893	3	23	26	4.3	15	1	28	13	0	4	101	16.8
0	BOEHEIM, Jimmy	6-6	211:27	35.2	32-72	.444	7-18	.389	12-24	.500	17	22	39	6.5	12	0	10	8	0	8	83	13.8
21	SWIDER, Cole	6-6	220:02	36.7	27-68	.397	18-45	.400	9-9	1.000	11	36	47	7.8	16	0	9	13	1	4	81	13.5
11	GIRARD III, Joseph	6-6	207:60	34.7	22-59	.373	15-40	.375	18-20	.900	2	10	12	2.0	13	0	19	14	1	9	77	12.8
14	EDWARDS, Jesse	6-6	184:22	30.7	29-47	.617	0-0	.000	17-29	.586	20	25	45	7.5	28	5	8	11	21	6	75	12.5
10	TORRENCE, Symir	6-0	69:03	11.5	6-16	.375	0-2	.000	2-4	.500	5	2	7	1.2	4	0	18	6	0	4	14	2.3
13	WILLIAMS, Benny	5-0	51:15	10.3	3-13	.231	1-6	.167	2-2	1.000	1	6	7	1.4	4	0	1	1	1	0	9	1.8
5	ANSELEM, Frank	5-0	40:02	8.0	0-1	.000	0-0	.000	1-2	.500	6	7	13	2.6	7	0	0	1	1	2	1	0.2
2	AJAK, John Bol	1-0	03:40	3.7	0-0	.000	0-0	.000	0-0	.000	0	0	0	0.0	0	0	0	0	0	0	0	0.0
Team											13	13	26				6					
<b>Total</b>		<b>6</b>	<b>1225</b>		<b>149-356</b>	<b>.419</b>	<b>57-154</b>	<b>.370</b>	<b>86-118</b>	<b>.729</b>	<b>78</b>	<b>144</b>	<b>222</b>	<b>37.0</b>	<b>99</b>	<b>6</b>	<b>93</b>	<b>73</b>	<b>25</b>	<b>37</b>	<b>441</b>	<b>73.5</b>
<b>Opponents</b>		<b>6</b>	<b>1225</b>		<b>152-341</b>	<b>.446</b>	<b>52-159</b>	<b>.327</b>	<b>80-114</b>	<b>.702</b>	<b>58</b>	<b>145</b>	<b>203</b>	<b>33.8</b>	<b>90</b>	<b>0</b>	<b>98</b>	<b>66</b>	<b>22</b>	<b>46</b>	<b>436</b>	<b>72.7</b>

### Team Statistics

	SYR	OPP
<b>Scoring</b>	<b>441</b>	<b>436</b>
Points per game	73.5	72.7
Scoring margin	+0.8	-
<b>Field goals-att</b>	<b>149-356</b>	<b>152-341</b>
Field goal pct	.419	.446
<b>3 point fg-att</b>	<b>57-154</b>	<b>52-159</b>
3-point FG pct	.370	.327
3-pt FG made per game	9.5	8.7
<b>Free throws-att</b>	<b>86-118</b>	<b>80-114</b>
Free throw pct	.729	.702
F-Throws made per game	14.3	13.3
<b>Rebounds</b>	<b>222</b>	<b>203</b>
Rebounds per game	37.0	33.8
Rebounding margin	+3.2	-
<b>Assists</b>	<b>93</b>	<b>98</b>
Assists per game	15.5	16.3
<b>Turnovers</b>	<b>73</b>	<b>66</b>
Turnovers per game	12.2	11.0
Turnover margin	-1.2	-
Assist/turnover ratio	1.3	1.5
<b>Steals</b>	<b>37</b>	<b>46</b>
Steals per game	6.2	7.7
<b>Blocks</b>	<b>25</b>	<b>22</b>
Blocks per game	4.2	3.7
<b>Winning streak</b>	<b>0</b>	<b>-</b>
Home win streak	0	-
<b>Attendance</b>	<b>49796</b>	<b>21534</b>
Home games-Avg/Game	3-16599	3-7178
Neutral site-Avg/Game	-	0-0

### Team Results

Date	Opponent		Score	Att.
12/04/2021	at Florida St.	W	63-60	9808
01/01/2022	Virginia	L	69-74	17295
01/05/2022	at Miami (FL)	L	87-88	4506
01/08/2022	at Wake Forest	Lot	74-77	7220
01/11/2022	Pittsburgh	W	77-61	15214
01/15/2022	Florida St.	L	71-76	17287



## 2021-22 Syracuse Men's Basketball Combined Team Statistics Non Conference games

### Game Records

Record	Overall	Home	Away	Neutral
ALL GAMES	6-5	5-1	0-1	1-3
CONFERENCE	0-0	0-0	0-0	0-0
NON-CONFERENCE	6-5	5-1	0-1	1-3

### Score by Periods

Team	1st	2nd	OT	TOT
Syracuse	429	432	24	885
Opponents	359	468	22	849

### Team Box Score

No.	Player				Total		3-Point		F-Throw		Rebounds											
		GP-GS	MIN	AVG	FG-FGA	FG%	3FG-3FGA	3FG%	FT-FTA	FT%	OFF	DEF	TOT	AVG	PF	DQ	A	TO	BLK	STL	PTS	AVG
35	BOEHEIM, Buddy	11-11	405:55	36.9	77-183	.421	25-77	.325	41-45	.911	8	28	36	3.3	16	0	35	19	0	18	220	20.0
0	BOEHEIM, Jimmy	11-11	371:06	33.7	64-128	.500	13-31	.419	19-29	.655	20	46	66	6.0	17	0	12	14	2	13	160	14.5
11	GIRARD III, Joseph	11-11	361:21	32.8	49-107	.458	32-67	.478	21-24	.875	4	28	32	2.9	8	0	55	37	0	19	151	13.7
21	SWIDER, Cole	11-11	366:47	33.3	48-113	.425	20-57	.351	24-29	.828	13	60	73	6.6	28	2	17	12	5	18	140	12.7
14	EDWARDS, Jesse	11-11	297:57	27.1	50-66	.758	0-0	.000	29-47	.617	22	44	66	6.0	39	4	8	12	29	10	129	11.7
5	ANSELEM, Frank	11-0	122:26	11.1	7-12	.583	0-0	.000	14-20	.700	11	14	25	2.3	16	0	3	4	3	3	28	2.5
13	WILLIAMS, Benny	11-0	161:30	14.7	12-27	.444	0-4	.000	1-5	.200	3	13	16	1.5	14	0	3	14	5	10	25	2.3
24	LAVALLE, Chris	1-0	01:35	1.6	1-2	.500	0-0	.000	0-0	.000	0	0	0	0.0	0	0	1	0	0	0	2	2.0
10	TORRENCE, Symir	11-0	129:49	11.8	8-26	.308	2-4	.500	3-9	.333	2	15	17	1.5	11	0	30	11	2	4	21	1.9
1	CASEY, Paddy	2-0	05:00	2.5	1-2	.500	1-1	1.000	0-0	.000	0	0	0	0.0	0	0	2	1	0	0	3	1.5
12	OWENS, Chaz	2-0	03:34	1.8	1-1	1.000	0-0	.000	0-0	.000	0	1	1	0.5	0	0	1	0	0	0	2	1.0
2	AJAK, John Bol	3-0	12:39	4.2	1-3	.333	0-1	.000	1-2	.500	0	5	5	1.7	0	0	1	1	0	0	3	1.0
34	SIDIBE, Bourama	2-0	05:07	2.6	0-2	.000	0-0	.000	1-2	.500	1	0	1	0.5	0	0	0	0	0	1	1	0.5
32	GIANCOLA, Nick	2-0	01:50	0.9	0-0	.000	0-0	.000	0-0	.000	0	0	0	0.0	0	0	0	0	0	0	0	0.0
33	CORDES, Arthur	1-0	01:35	1.6	0-0	.000	0-0	.000	0-0	.000	0	1	1	1.0	0	0	0	1	0	0	0	0.0
25	FELDMAN, Shane	2-0	01:50	0.9	0-0	.000	0-0	.000	0-0	.000	0	1	1	0.5	0	0	0	0	0	0	0	0.0
Team											23	32	55					4				
<b>Total</b>		<b>11</b>	<b>2250</b>		<b>319-672</b>	<b>.475</b>	<b>93-242</b>	<b>.384</b>	<b>154-212</b>	<b>.726</b>	<b>107</b>	<b>288</b>	<b>395</b>	<b>35.9</b>	<b>149</b>	<b>6</b>	<b>168</b>	<b>130</b>	<b>46</b>	<b>96</b>	<b>885</b>	<b>80.5</b>
<b>Opponents</b>		<b>11</b>	<b>2250</b>		<b>300-715</b>	<b>.420</b>	<b>133-378</b>	<b>.352</b>	<b>116-154</b>	<b>.753</b>	<b>148</b>	<b>277</b>	<b>425</b>	<b>38.6</b>	<b>178</b>	<b>4</b>	<b>216</b>	<b>153</b>	<b>35</b>	<b>74</b>	<b>849</b>	<b>77.2</b>

### Team Statistics

	SYR	OPP
<b>Scoring</b>	<b>885</b>	<b>849</b>
Points per game	80.5	77.2
Scoring margin	+3.3	-
<b>Field goals-att</b>	<b>319-672</b>	<b>300-715</b>
Field goal pct	.475	.420
<b>3 point fg-att</b>	<b>93-242</b>	<b>133-378</b>
3-point FG pct	.384	.352
3-pt FG made per game	8.5	12.1
<b>Free throws-att</b>	<b>154-212</b>	<b>116-154</b>
Free throw pct	.726	.753
F-Throws made per game	14.0	10.5
<b>Rebounds</b>	<b>395</b>	<b>425</b>
Rebounds per game	35.9	38.6
Rebounding margin	-2.7	-
<b>Assists</b>	<b>168</b>	<b>216</b>
Assists per game	15.3	19.6
<b>Turnovers</b>	<b>130</b>	<b>153</b>
Turnovers per game	11.8	13.9
Turnover margin	+2.1	-
Assist/turnover ratio	1.3	1.4
<b>Steals</b>	<b>96</b>	<b>74</b>
Steals per game	8.7	6.7
<b>Blocks</b>	<b>46</b>	<b>35</b>
Blocks per game	4.2	3.2
<b>Winning streak</b>	<b>2</b>	<b>-</b>
Home win streak	3	-
<b>Attendance</b>	<b>108809</b>	<b>13598</b>
Home games-Avg/Game	6-18135	1-13598
Neutral site-Avg/Game	-	4-4515

### Team Results

Date	Opponent		Score	Att.
11/09/2021	Lafayette	W	97-63	19929
11/14/2021	Drexel	W	75-60	20841
11/20/2021	Colgate	L	85-100	15604
11/24/2021	vs VCU	L	55-67	1281
11/25/2021	vs Arizona St.	W	92-84	1299
11/26/2021	vs Auburn	L	68-89	1136
11/30/2021	Indiana	Wot2	112-110	21330
12/07/2021	vs Villanova	L	53-67	14344
12/11/2021	at Georgetown	L	75-79	13598
12/27/2021	Brown	W	93-62	15526
12/29/2021	Cornell	W	80-68	15579



## 2021-22 Syracuse Men's Basketball Combined Team Statistics Specific games

### Game Records

Record	Overall	Home	Away	Neutral
ALL GAMES	4-3	3-1	0-0	1-2
CONFERENCE	0-0	0-0	0-0	0-0
NON-CONFERENCE	4-3	3-1	0-0	1-2

### Score by Periods

Team	1st	2nd	OT	TOT
Syracuse	284	276	24	584
Opponents	238	313	22	573

### Team Box Score

No.	Player				Total		3-Point		F-Throw		Rebounds								PTS	AVG		
		GP-GS	MIN	AVG	FG-FGA	FG%	3FG-3FGA	3FG%	FT-FTA	FT%	OFF	DEF	TOT	AVG	PF	DQ	A	TO			BLK	STL
35	BOEHEIM, Buddy	7-7	268:01	38.3	47-115	.409	16-53	.302	37-41	.902	6	19	25	3.6	11	0	26	13	0	16	147	21.0
11	GIRARD III, Joseph	7-7	227:12	32.5	32-68	.471	23-43	.535	18-20	.900	3	20	23	3.3	5	0	33	24	0	8	105	15.0
0	BOEHEIM, Jimmy	7-7	235:21	33.6	37-77	.481	10-22	.455	16-23	.696	12	33	45	6.4	10	0	8	10	1	8	100	14.3
21	SWIDER, Cole	7-7	227:01	32.4	30-75	.400	10-36	.278	19-21	.905	9	36	45	6.4	22	2	9	10	1	13	89	12.7
14	EDWARDS, Jesse	7-7	185:03	26.4	36-44	.818	0-0	.000	16-22	.727	14	23	37	5.3	26	3	6	4	19	6	88	12.6
1	CASEY, Paddy	1-0	01:59	2.0	1-2	.500	1-1	1.000	0-0	.000	0	0	0	0.0	0	0	1	0	0	0	3	3.0
5	ANSELEM, Frank	7-0	82:02	11.7	5-9	.556	0-0	.000	9-12	.750	7	11	18	2.6	12	0	3	2	0	3	19	2.7
13	WILLIAMS, Benny	7-0	122:52	17.6	7-17	.412	0-2	.000	1-5	.200	1	9	10	1.4	9	0	2	9	4	8	15	2.1
10	TORRENCE, Symir	7-0	88:03	12.6	6-20	.300	1-2	.500	2-5	.400	2	9	11	1.6	6	0	17	9	0	3	15	2.1
2	AJAK, John Bol	2-0	09:58	5.0	1-3	.333	0-1	.000	1-2	.500	0	4	4	2.0	0	0	1	0	0	0	3	1.5
12	OWENS, Chaz	1-0	01:59	2.0	0-0	.000	0-0	.000	0-0	.000	0	0	0	0.0	0	0	1	0	0	0	0	0.0
32	GIANCOLA, Nick	1-0	00:15	0.2	0-0	.000	0-0	.000	0-0	.000	0	0	0	0.0	0	0	0	0	0	0	0	0.0
25	FELDMAN, Shane	1-0	00:15	0.2	0-0	.000	0-0	.000	0-0	.000	0	0	0	0.0	0	0	0	0	0	0	0	0.0
Team											14	20	34					3				
<b>Total</b>		<b>7</b>	<b>1450</b>		<b>202-430</b>	<b>.470</b>	<b>61-160</b>	<b>.381</b>	<b>119-151</b>	<b>.788</b>	<b>68</b>	<b>184</b>	<b>252</b>	<b>36.0</b>	<b>101</b>	<b>5</b>	<b>107</b>	<b>84</b>	<b>25</b>	<b>65</b>	<b>584</b>	<b>83.4</b>
<b>Opponents</b>		<b>7</b>	<b>1450</b>		<b>204-451</b>	<b>.452</b>	<b>85-225</b>	<b>.378</b>	<b>80-109</b>	<b>.734</b>	<b>81</b>	<b>177</b>	<b>258</b>	<b>36.9</b>	<b>122</b>	<b>4</b>	<b>144</b>	<b>96</b>	<b>26</b>	<b>49</b>	<b>573</b>	<b>81.9</b>

### Team Statistics

	SYR	OPP
<b>Scoring</b>	<b>584</b>	<b>573</b>
Points per game	83.4	81.9
Scoring margin	+1.6	-
<b>Field goals-att</b>	<b>202-430</b>	<b>204-451</b>
Field goal pct	.470	.452
<b>3 point fg-att</b>	<b>61-160</b>	<b>85-225</b>
3-point FG pct	.381	.378
3-pt FG made per game	8.7	12.1
<b>Free throws-att</b>	<b>119-151</b>	<b>80-109</b>
Free throw pct	.788	.734
F-Throws made per game	17.0	11.4
<b>Rebounds</b>	<b>252</b>	<b>258</b>
Rebounds per game	36.0	36.9
Rebounding margin	-0.9	-
<b>Assists</b>	<b>107</b>	<b>144</b>
Assists per game	15.3	20.6
<b>Turnovers</b>	<b>84</b>	<b>96</b>
Turnovers per game	12.0	13.7
Turnover margin	+1.7	-
Assist/turnover ratio	1.3	1.5
<b>Steals</b>	<b>65</b>	<b>49</b>
Steals per game	9.3	7.0
<b>Blocks</b>	<b>25</b>	<b>26</b>
Blocks per game	3.6	3.7
<b>Winning streak</b>	<b>1</b>	<b>-</b>
Home win streak	1	-
<b>Attendance</b>	<b>77704</b>	<b>0</b>
Home games-Avg/Game	4-19426	0-0
Neutral site-Avg/Game	-	3-1239

### Team Results

Date	Opponent		Score	Att.
11/09/2021	Lafayette	W	97-63	19929
11/14/2021	Drexel	W	75-60	20841
11/20/2021	Colgate	L	85-100	15604
11/24/2021	vs VCU	L	55-67	1281
11/25/2021	vs Arizona St.	W	92-84	1299
11/26/2021	vs Auburn	L	68-89	1136
11/30/2021	Indiana	Wot2	112-110	21330



## 2021-22 Syracuse Men's Basketball Combined Team Statistics All games

### Game Records

Record	Overall	Home	Away	Neutral
ALL GAMES	7-5	5-1	1-1	1-3
CONFERENCE	1-0	0-0	1-0	0-0
NON-CONFERENCE	6-5	5-1	0-1	1-3

### Score by Periods

Team	1st	2nd	OT	TOT
Syracuse	453	471	24	948
Opponents	391	496	22	909

### Team Box Score

No.	Player				Total		3-Point		F-Throw		Rebounds											
		GP-GS	MIN	AVG	FG-FGA	FG%	3FG-3FGA	3FG%	FT-FTA	FT%	OFF	DEF	TOT	AVG	PF	DQ	A	TO	BLK	STL	PTS	AVG
35	BOEHEIM, Buddy	12-12	443:46	37.0	80-193	.415	25-81	.309	41-45	.911	9	31	40	3.3	17	0	40	21	0	18	226	18.8
0	BOEHEIM, Jimmy	12-12	408:00	34.0	69-141	.489	14-34	.412	21-33	.636	21	49	70	5.8	19	0	12	15	2	14	173	14.4
11	GIRARD III, Joseph	12-12	397:45	33.1	54-120	.450	36-75	.480	23-26	.885	4	31	35	2.9	10	0	57	39	0	21	167	13.9
21	SWIDER, Cole	12-12	403:05	33.6	53-128	.414	24-70	.343	26-31	.839	15	68	83	6.9	30	2	17	17	5	18	156	13.0
14	EDWARDS, Jesse	12-12	328:24	27.4	54-74	.730	0-0	.000	32-50	.640	27	51	78	6.5	44	5	10	14	31	11	140	11.7
5	ANSELEM, Frank	12-0	130:11	10.8	7-12	.583	0-0	.000	14-20	.700	13	16	29	2.4	17	0	3	4	3	3	28	2.3
13	WILLIAMS, Benny	12-0	163:30	13.6	12-28	.429	0-5	.000	1-5	.200	3	13	16	1.3	14	0	3	14	5	10	25	2.1
24	LAVALLE, Chris	1-0	01:35	1.6	1-2	.500	0-0	.000	0-0	.000	0	0	0	0.0	0	0	1	0	0	0	2	2.0
10	TORRENCE, Symir	12-0	142:10	11.8	8-29	.276	2-5	.400	4-11	.364	3	16	19	1.6	11	0	35	12	2	5	22	1.8
1	CASEY, Paddy	2-0	05:00	2.5	1-2	.500	1-1	1.000	0-0	.000	0	0	0	0.0	0	0	2	1	0	0	3	1.5
12	OWENS, Chaz	2-0	03:34	1.8	1-1	1.000	0-0	.000	0-0	.000	0	1	1	0.5	0	0	1	0	0	0	2	1.0
2	AJAK, John Bol	3-0	12:39	4.2	1-3	.333	0-1	.000	1-2	.500	0	5	5	1.7	0	0	1	1	0	0	3	1.0
34	SIDIBE, Bourama	2-0	05:07	2.6	0-2	.000	0-0	.000	1-2	.500	1	0	1	0.5	0	0	0	0	0	1	1	0.5
33	CORDES, Arthur	1-0	01:35	1.6	0-0	.000	0-0	.000	0-0	.000	0	1	1	1.0	0	0	0	1	0	0	0	0.0
25	FELDMAN, Shane	2-0	01:50	0.9	0-0	.000	0-0	.000	0-0	.000	0	1	1	0.5	0	0	0	0	0	0	0	0.0
32	GIANCOLA, Nick	2-0	01:50	0.9	0-0	.000	0-0	.000	0-0	.000	0	0	0	0.0	0	0	0	0	0	0	0	0.0
Team											24	33	57				4					
<b>Total</b>		<b>12</b>	<b>2450</b>		<b>341-735</b>	<b>.464</b>	<b>102-272</b>	<b>.375</b>	<b>164-225</b>	<b>.729</b>	<b>120</b>	<b>316</b>	<b>436</b>	<b>36.3</b>	<b>162</b>	<b>7</b>	<b>182</b>	<b>143</b>	<b>48</b>	<b>101</b>	<b>948</b>	<b>79.0</b>
<b>Opponents</b>		<b>12</b>	<b>2450</b>		<b>322-778</b>	<b>.414</b>	<b>137-408</b>	<b>.336</b>	<b>128-170</b>	<b>.753</b>	<b>160</b>	<b>305</b>	<b>465</b>	<b>38.8</b>	<b>193</b>	<b>4</b>	<b>226</b>	<b>164</b>	<b>42</b>	<b>82</b>	<b>909</b>	<b>75.8</b>

### Team Statistics

	SYR	OPP
<b>Scoring</b>	<b>948</b>	<b>909</b>
Points per game	79.0	75.8
Scoring margin	+3.3	-
<b>Field goals-att</b>	<b>341-735</b>	<b>322-778</b>
Field goal pct	.464	.414
<b>3 point fg-att</b>	<b>102-272</b>	<b>137-408</b>
3-point FG pct	.375	.336
3-pt FG made per game	8.5	11.4
<b>Free throws-att</b>	<b>164-225</b>	<b>128-170</b>
Free throw pct	.729	.753
F-Throws made per game	13.7	10.7
<b>Rebounds</b>	<b>436</b>	<b>465</b>
Rebounds per game	36.3	38.8
Rebounding margin	-2.4	-
<b>Assists</b>	<b>182</b>	<b>226</b>
Assists per game	15.2	18.8
<b>Turnovers</b>	<b>143</b>	<b>164</b>
Turnovers per game	11.9	13.7
Turnover margin	+1.8	-
Assist/turnover ratio	1.3	1.4
<b>Steals</b>	<b>101</b>	<b>82</b>
Steals per game	8.4	6.8
<b>Blocks</b>	<b>48</b>	<b>42</b>
Blocks per game	4.0	3.5
<b>Winning streak</b>	<b>2</b>	<b>-</b>
Home win streak	3	-
<b>Attendance</b>	<b>108809</b>	<b>23406</b>
Home games-Avg/Game	6-18135	2-11703
Neutral site-Avg/Game	-	4-4515

### Team Results

Date	Opponent		Score	Att.
11/09/2021	Lafayette	W	97-63	19929
11/14/2021	Drexel	W	75-60	20841
11/20/2021	Colgate	L	85-100	15604
11/24/2021	vs VCU	L	55-67	1281
11/25/2021	vs Arizona St.	W	92-84	1299
11/26/2021	vs Auburn	L	68-89	1136
11/30/2021	Indiana	Wot2	112-110	21330
12/04/2021	at Florida St.	W	63-60	9808
12/07/2021	vs Villanova	L	53-67	14344
12/11/2021	at Georgetown	L	75-79	13598
12/27/2021	Brown	W	93-62	15526
12/29/2021	Cornell	W	80-68	15579



## 2021-22 Syracuse Men's Basketball Combined Team Statistics Specific games

### Game Records

Record	Overall	Home	Away	Neutral
ALL GAMES	1-4	1-2	0-2	0-0
CONFERENCE	1-4	1-2	0-2	0-0
NON-CONFERENCE	0-0	0-0	0-0	0-0

### Score by Periods

Team	1st	2nd	OT	TOT
Syracuse	185	188	5	378
Opponents	171	197	8	376

### Team Box Score

No.	Player				Total		3-Point		F-Throw		Rebounds											
		GP-GS	MIN	AVG	FG-FGA	FG%	3FG-3FGA	3FG%	FT-FTA	FT%	OFF	DEF	TOT	AVG	PF	DQ	A	TO	BLK	STL	PTS	AVG
35	BOEHEIM, Buddy	5-5	199:18	39.9	27-70	.386	16-39	.410	25-28	.893	2	20	22	4.4	14	1	23	11	0	4	95	19.0
0	BOEHEIM, Jimmy	5-5	174:33	34.9	27-59	.458	6-15	.400	10-20	.500	16	19	35	7.0	10	0	10	7	0	7	70	14.0
21	SWIDER, Cole	5-5	183:44	36.7	22-53	.415	14-32	.438	7-7	1.000	9	28	37	7.4	14	0	9	8	1	4	65	13.0
14	EDWARDS, Jesse	5-5	153:55	30.8	25-39	.641	0-0	.000	14-26	.538	15	18	33	6.6	23	4	6	9	19	5	64	12.8
11	GIRARD III, Joseph	5-5	171:36	34.3	17-46	.370	11-32	.344	16-18	.889	2	7	9	1.8	11	0	17	12	1	7	61	12.2
10	TORRENCE, Symir	5-0	56:42	11.3	6-13	.462	0-1	.000	1-2	.500	4	1	5	1.0	4	0	13	5	0	3	13	2.6
13	WILLIAMS, Benny	4-0	49:15	12.3	3-12	.250	1-5	.200	2-2	1.000	1	6	7	1.8	4	0	1	1	1	0	9	2.3
5	ANSELEM, Frank	4-0	32:17	8.1	0-1	.000	0-0	.000	1-2	.500	4	5	9	2.3	6	0	0	1	1	2	1	0.3
2	AJAK, John Bol	1-0	03:40	3.7	0-0	.000	0-0	.000	0-0	.000	0	0	0	0.0	0	0	0	0	0	0	0	0.0
Team											12	12	24				6					
<b>Total</b>		<b>5</b>	<b>1025</b>		<b>127-293</b>	<b>.433</b>	<b>48-124</b>	<b>.387</b>	<b>76-105</b>	<b>.724</b>	<b>65</b>	<b>116</b>	<b>181</b>	<b>36.2</b>	<b>86</b>	<b>5</b>	<b>79</b>	<b>60</b>	<b>23</b>	<b>32</b>	<b>378</b>	<b>75.6</b>
<b>Opponents</b>		<b>5</b>	<b>1025</b>		<b>130-278</b>	<b>.468</b>	<b>48-129</b>	<b>.372</b>	<b>68-98</b>	<b>.694</b>	<b>46</b>	<b>117</b>	<b>163</b>	<b>32.6</b>	<b>75</b>	<b>0</b>	<b>88</b>	<b>55</b>	<b>15</b>	<b>38</b>	<b>376</b>	<b>75.2</b>

### Team Statistics

	SYR	OPP
<b>Scoring</b>	<b>378</b>	<b>376</b>
Points per game	75.6	75.2
Scoring margin	+0.4	-
<b>Field goals-att</b>	<b>127-293</b>	<b>130-278</b>
Field goal pct	.433	.468
<b>3 point fg-att</b>	<b>48-124</b>	<b>48-129</b>
3-point FG pct	.387	.372
3-pt FG made per game	9.6	9.6
<b>Free throws-att</b>	<b>76-105</b>	<b>68-98</b>
Free throw pct	.724	.694
F-Throws made per game	15.2	13.6
<b>Rebounds</b>	<b>181</b>	<b>163</b>
Rebounds per game	36.2	32.6
Rebounding margin	+3.6	-
<b>Assists</b>	<b>79</b>	<b>88</b>
Assists per game	15.8	17.6
<b>Turnovers</b>	<b>60</b>	<b>55</b>
Turnovers per game	12.0	11.0
Turnover margin	-1.0	-
Assist/turnover ratio	1.3	1.6
<b>Steals</b>	<b>32</b>	<b>38</b>
Steals per game	6.4	7.6
<b>Blocks</b>	<b>23</b>	<b>15</b>
Blocks per game	4.6	3.0
<b>Winning streak</b>	<b>0</b>	<b>-</b>
Home win streak	0	-
<b>Attendance</b>	<b>49796</b>	<b>11726</b>
Home games-Avg/Game	3-16599	2-5863
Neutral site-Avg/Game	-	0-0

### Team Results

Date	Opponent		Score	Att.
01/01/2022	Virginia	L	69-74	17295
01/05/2022	at Miami (FL)	L	87-88	4506
01/08/2022	at Wake Forest	Lot	74-77	7220
01/11/2022	Pittsburgh	W	77-61	15214
01/15/2022	Florida St.	L	71-76	17287