

GAME NOTES



ACC 30 POSTSEASON APPEARANCES | 13 NCAA TOURNAMENTS | 4 SWEET SIXTEENS | 1 ELITE EIGHT | 1990 ACC REGULAR SEASON CHAMPIONS



CLEMSON (15-15, 7-12 ACC) vs. VIRGINIA TECH (19-11, 11-8 ACC)
SATURDAY, MARCH 5 • 2:04 P.M. ET • LITTLEJOHN COLISEUM • CLEMSON, S.C.



GAME 31

CLEMSON RECORDS

Overall:	15-15	Won-3
vs. ACC opponents:	7-12	Won-3
Non-Conference regular-season:	8-3	Won-3
Home:	10-5	Won-2
Away:	3-8	Won-1
Neutral:	2-2	Won-2

2021-22 SCHEDULE/RESULTS

Date	Opponent	TV	Score/Time (ET)
11/1	Georgia SW State (Exh.)	ACCNX	W, 77-51
11/9	Presbyterian	ACCNX	W, 64-53
11/12	Wofford	ACCNX	W, 76-68
11/15	Bryant	RSN	W, 93-70
11/18	vs. Temple ¹	ESPN2	W, 75-48
11/19	vs. St. Bonaventure ¹	ESPN2	L, 65-68
11/21	vs. West Virginia ¹	ESPN2	L, 59-66
11/26	Charleston Southern	ACCNX	W, 91-59
11/30	at Rutgers ²	ESPN2	L, 64-74
12/4	at Miami*	ACCN	L, 75-80
12/11	vs. Drake ³	ACCN	W OT, 90-80
12/14	Miami (Ohio)	ACCNX	W, 89-76
12/18	South Carolina	ACCN	W, 70-56
12/22	at Virginia*	ACCN	W, 67-50
1/4	Virginia*	RSN	L, 65-75
1/8	at NC State*	RSN	W, 70-65
1/12	at Notre Dame*	RSN	L, 56-72
1/15	Boston College*	RSN	L, 68-70
1/18	at Syracuse*	ACCN	L, 78-91
1/22	Pittsburgh*	ACCN	W, 75-48
1/25	at No. 9/7 Duke*	ESPN2	L, 69-71
2/2	Florida State*	ACCN	W, 75-69
2/5	at Georgia Tech*	RSN	L, 64-69
2/8	North Carolina*	ACCN	L, 77-79
2/10	No. 7/6 Duke*	ACCN	L, 64-82
2/12	Notre Dame*	ACCN	L, 61-76
2/15	at Florida State*	RSN	L, 80-81
2/19	at Louisville*	RSN	L, 61-70
2/23	Wake Forest*	ACCN	W, 80-69
2/26	at Boston College*	ACCN	W, 70-60
3/2	Georgia Tech*	ACCN	W, 68-65
3/5	Virginia Tech*	RSN	2 p.m.
3/8-12	New York Life ACC Tournament ⁴	ESPN/ACCN	

* - ACC contest, ¹ Overtime; Note: Home games in bold; ² Charleston Classic (Charleston, S.C.); ³ ACC/Big 10 Challenge; ⁴ Holiday Hoopsgiving (Atlanta, Ga.); ⁵ ACC Tournament (Barclays Center, Brooklyn, N.Y.)

TABLE OF CONTENTS

Broadcast Sheet	2
Rosters	3
Head Coach Brad Brownell	4
Team Notes	5-10
Player Stats/Notes	11-33
Miscellaneous Stats	34
Superlatives	35-36
Stats/Box Scores	37-44
Radio/Television Roster	45

CLEMSON SOCIAL MEDIA

Twitter | Instagram @ClemsonMBB
 Facebook Facebook.com/ClemsonMBB

ATHLETIC COMMUNICATIONS

SID Contact: Ben Winterrowd
 Cell Phone: 630.862.8828
 Email: winterr@clemson.edu

Secondary Contact: Jere Drummond
 Email: jered@clmson.edu

BROADCAST INFORMATION

TV: RSN (Tom Werme; PxP, Mike Gminski; Analyst)
 Watch Link: <https://es.pn/3M100fh>
 Radio: Clemson Athletic Network (Don Munson/Jim Davis)
 Engineer: Ben Milstead
 Clemson Radio Affiliates: 105.5 The ROAR (Flagship)
 Sirius/XM: 380 / 970 (Clemson Broadcast)

SERIES HISTORY

Overall: Clemson trails 16-22
 In Clemson: Clemson leads 10-7
 In Blacksburg: Clemson trails 6-14
 At neutral sites: Clemson trails 0-1
 Current streak: Virginia Tech, 3
 Coach Brownell vs. Virginia Tech: 6-10

SETTING THE SCENE BETWEEN THE TIGERS AND HOKIES

- The contest will be televised on RSN with Tom Werme and Mike Gminski calling the action, while Don Munson and Jim Davis will call the action on the radio waves. The radio call will be available on the Clemson Athletic Network and ClemsonTigers.com.
- Live stats will be provided on ClemsonTigers.com and Twitter updates will be available on Clemson's official account (@ClemsonMBB).

QUOTABLE

"(PJ) Hall is the most improved player on the planet. He played nine minutes a game last year and he's one of the better big guys in the country; he's a pro, really. He can shoot, go out and [he's] mobile." - Mike Krzyzewski (Jan. 25)

"He's (PJ Hall) a guy that plays with a lot of emotion. He's competitive. He's very physical and plays hard on both ends of the floor on every possession. He's a guy that can consistently score around the basket, but he can shoot the ball from the outside. On both ends, he's a player that could be a huge factor." - Hubert Davis (Feb. 8)

"He's an animal. He's one of the best bigs in the league [ACC]." - Mike Pegues (Feb. 18)

CLEMSON BASKETBALL HEADLINES


- PJ Hall is the most improved player in the ACC this season. Hall is +12.0 in PPG, +3.7 in RPG, +1.5 in APG and +1.0 block per game. Hall has increased his 3-point shooting by nearly 20.0 percent and despite the increased work load is shooting 48.9 percent this season, including a 52.3 effective field goal percentage.
- Hall netted a career-high 28 points at Florida State (Feb. 15). He has three double-doubles, six 20-point games. He has grabbed a career-best 13 rebounds against Drake (Dec. 11) and has three double-digit rebounding games.
- In conference play, Hall is averaging 16.3 points, 5.4 rebounds, 1.6 assists and 1.1 blocks per game. He is shooting 48.6 percent from the field.
- Hall is on pace to become the highest scoring post player at Clemson since Trevor Booker (2009-10; 15.2 ppg).
- Hunter Tyson (broken clavicle suffered on Feb. 2 vs. Florida State) returned to the floor against Georgia Tech (March 2) after missing just eight contests. Tyson finished with eight points, two rebounds and a steal in 17 minutes.
- Chase Hunter turned in career-high 23 points (7-9 FG) and tied his career-high with seven rebounds in win at BC.
- Hunter scored 21 points on a career-best 10 made field goals in an 80-69 win over Wake Forest (Feb. 23). It marked his first career 20-point game.
- Al-Amir Dawes netted 19 points Louisville (Feb. 23), his 22nd game scoring at least 15 points in his career and his 37th double-digit scoring game. Averaging 17.8 points, 3.5 rebounds and 2.0 assists (Feb. 15-Feb. 26).
- Clemson added three signees to its program on NSD 2021: Chauncey Wiggins, Chauncey Gibson and RJ Godfrey Jr.
- Head Coach Brad Brownell won his 200th game as Clemson's coach last season and stands at 216 wins all-time in charge of the Tigers. With a win over Wake Forest on Feb. 23, Brownell earned his 100th ACC victory.

STATISTICAL OUTLOOK

--/--	Clemson	Ht.	Wt.	Yr.	Hometown	GP/GS	PPG	RPG	APG	MPG
G 0	Josh Beadle	6-3	180	Fr.	Columbia, S.C.					
F 1	Ian Schiefelin	6-7	225	Fr.	Loganville, Ga.	27/7	3.3	2.8	0.9	12.2
G 2	Al-Amir Dawes	6-2	182	Jr.	Newark, N.J.	30/25	11.5	2.9	2.3	30.0
G 3	Chase Hunter	6-3.5	204	So.	Atlanta, Ga.	30/12	6.6	2.7	1.7	22.1
G 4	Nick Honor	5-10	195	RJr.	Orlando, Fla.	30/22	7.6	1.3	2.5	24.9
F 5	Hunter Tyson	6-8	215	Sr.	Monroe, N.C.	22/21	10.3	5.4	1.2	25.5
F 10	Ben Middlebrooks	6-10	232	Fr.	Fort Lauderdale, Fla.	23/3	1.3	1.1	0.3	6.5
G 11	Parker Fox	6-7	210	Sr.	Reno, Nev.	6/0	0.5	0.5	0.0	1.5
G 12	Alex Hemenway	6-3.5	195	Jr.	Newburgh, Ind.	28/2	5.2	1.4	0.3	14.8
G 13	David Collins	6-4.5	217	+Sr.	Youngstown, Ohio	29/29	10.3	7.1	2.5	29.1
G 14	Devin Foster	6-2	180	Jr.	Canton, Mass.	6/0	0.0	0.2	0.0	1.3
G 15	Jack Nauseef	6-1	160	Jr.	Dayton, Ohio	5/0	0.0	0.0	0.0	1.2
F 24	PJ Hall	6-10	240	So.	Spartanburg, S.C.	27/27	15.5	5.7	1.6	27.6
F 32	Daniel Nauseef	6-7	215	Fr.	Dayton, Ohio	2/0	0.0	0.5	0.0	0.8
F 33	Naz Bohannon	6-6	232	+Sr.	Lorain, Ohio	30/2	5.8	4.2	1.8	21.6

2021-22 CLEMSON BROADCAST SHEET


0



JOSH BEADLE							
FR. • G • 6-3 • 180 • COLUMBIA, S.C./CARDINAL NEWMAN							
MIN	PTS	REB	AST	FG%	3FG%	FT%	
21-22	12.2	3.3	2.8	0.9	.413	.313	.692
Career	12.2	3.3	2.8	0.9	.413	.313	.692
Season Highs: PTS (12), FG (4), FT (4), REB (10), OREB (2), AST (3), STL (2), BLK (1)							

- » Rated as a three-star prospect, according to 247Sports and Rivals.
- » Averaged 16.9 points, 6.2 rebounds, 3.8 assists and 1.4 steals per game as a senior at Cardinal Newman. Eclipsed 1,000 career points.
- » Won back-to-back SCISA Class 3A Championships and led team in scoring. Last three seasons: shot over 50.0%, 40.0% from three, 70.0% at the line.
- » Three-time All-Region, All-State, All-Tournament and All-Star player.
- » Chose Clemson over Wake Forest and VCU.


1



IAN SCHIEFFELIN (CHEF-LIN)							
FR. • F • 6-7 • 225 • LOGANVILLE, GA./GRAYSON							
MIN	PTS	REB	AST	FG%	3FG%	FT%	
21-22	12.2	3.3	2.8	0.9	.413	.313	.692
Career	12.2	3.3	2.8	0.9	.413	.313	.692
Season Highs: PTS (12), FG (4), FT (4), REB (10), OREB (2), AST (3), STL (2), BLK (1)							

- » Scored season-high six points (3-for-3), grabbed four rebounds, one assist and one steal.
- » Rated three-star prospect, according to 247Sports and Rivals.
- » Averaged 12.0 points, 12.0 rebounds and 3.0 blocks per game as a senior for a top-ranked program in Georgia (Grayson HS). Finished 10th in country and No. 1 among public schools.
- » Helped lead Grayson to a Region 8-AAAAAAA championship and 25-4 record as a soph.
- » Chose Clemson over Virginia Tech and Dayton.


2



AL-AMIR DAWES							
JR. • G • 6-2 • 182 • NEWARK, N.J./THE PATRICK SCHOOL							
MIN	PTS	REB	AST	FG%	3FG%	FT%	
21-22	30.0	11.5	2.9	2.3	.404	.402	.898
Career	28.7	9.9	2.6	2.2	.400	.372	.818
Season Highs: PTS (21), FG (7), 3FG (6), FT (6), REB (7), AST (5), STL (3), BLK (1)							

- » Season-high 21 points vs. Presbyterian (Nov. 9); 5 double-digit scoring games in 2021-22.
- » In 2020-21, Clemson was 9-2 in games that Dawes netted double figures in scoring.
- » Scored in double figures 11 times last season, including shooting a career-best 42.1 percent from the floor and 39.4 percent from three.
- » Career-high 22 points at Boston College (Feb. 22, 2020).
- » Chose Clemson over Providence, Seton Hall, St. John's and UCONN.


3



CHASE HUNTER							
R-SO. • G • 6-3.5 • 204 • ATLANTA, GA./WESTLAKE HS							
MIN	PTS	REB	AST	FG%	3FG%	FT%	
21-22	22.1	6.6	2.7	1.7	.461	.347	.769
Career	18.6	5.0	1.9	1.4	.401	.271	.733
Season Highs: PTS (23), FG (10), 3FG (3), FT (8), OREB (3), REB (7), AST (5), BLK (1), STL (2)							

- » Career-high 23 points (7-9 FG) in win at Boston College (Feb. 26). Tied career-high 7 reb.
- » Scored a then-career-high 21 points in 80-69 win over Wake Forest (Feb. 23). Also totaled a career-best 10 field goals.
- » Came to Clemson as a four-star prospect and No. 98 overall in 247Sports' Top 100.
- » Rated the No. 4 player in the state of Georgia and the No. 14 combo guard in the country.
- » Chose Clemson over Georgia, Virginia, Oklahoma and Michigan State.


4



NICK HONOR							
R-JR. • G • 5-10 • 195 • ORLANDO, FLA./LAKE HIGHLAND HS/FORDHAM							
MIN	PTS	REB	AST	FG%	3FG%	FT%	
21-22	24.9	7.6	1.3	2.5	.395	.333	.917
Career	28.6	10.6	1.7	2.6	.382	.341	.829
Season Highs: PTS (19), FG (7), 3FG (4), FT (4), REB (5), AST (7), STL (5), BLK (1)							

- » 19 points and 7-7 FG, 4-4 3FG in win over Temple; Scored 12-straight in the first half.
- » Career high five steals in victory over Wofford; career-high seven assists vs. Bryant.
- » Averaged 8.1 points, 1.3 rebounds, 2.2 assists and 1.3 steals per game last season.
- » Hit game-winning 3-pointer with 1.1 seconds left to top Georgia Tech last season.
- » Scored season-high 21 points (8-11 FG, 5-6 3FG) in OT win vs. NC State (Jan. 5).
- » Named to All-Tournament Team in Space Coast Challenge; 17 pts vs. Purdue.
- » Ran point guard for Clemson's scout team in 2019-20.


5



HUNTER TYSON							
SR. • F • 6-8 • 215 • MONROE, N.C./PIEDMONT HS							
MIN	PTS	REB	AST	FG%	3FG%	FT%	
21-22	25.5	10.3	5.4	1.2	.476	.375	.774
Career	15.1	5.7	3.1	0.5	.435	.341	.746
Season Highs: PTS (20), FG (8), 3FG (3), FT (6), REB (13), AST (4), BLK (3), STL (2)							

- » Suffered a broken clavicle against Florida State on Feb. 2. Returned to the floor on March 2 vs. Georgia Tech. Collected eight points, two rebounds and one steal in 17 minutes in return.
- » First career double-double (18 points and 13 rebounds) vs. South Carolina (Dec. 18); Career-best six offensive rebounds.
- » Scored season-high 20 points in win over Bryant (Nov. 15).
- » Averaged career-highs in points (7.5) and rebounds (4.2) last season.
- » First career start came against South Carolina (Dec. 15, 2019).


10



BEN MIDDLEBROOKS							
FR. • F • 6-10 • 232 • FORT LAUDERDALE, FLA./WESTMINSTER ACADEMY							
MIN	PTS	REB	AST	FG%	3FG%	FT%	
21-22	6.5	1.3	1.1	0.3	.619	.000	.625
Career	6.5	1.3	1.1	0.3	.619	.000	.625
Season Highs: PTS (8), FG (4), FT (2), REB (9), OREB (4), AST (2), BLK (2), STL (2)							

- » Career-high eight points, nine rebounds vs. Boston College (Feb. 26).
- » Rated a four-star prospect according to ESPN and reclassified from the Class of 2022.
- » Middlebrooks was a Top 100 player in the Class of 2022.
- » Averaged 20.5 points and 13.6 rebounds per game as a senior.
- » Chose Clemson over Florida, Auburn, Georgia, Ole Miss, Virginia Tech, Notre Dame, Dayton.
- » Sister, Mackenzy, was a member of Clemson's women's tennis program (graduated 2021).


11



PARKER FOX							
SR. • F • 6-7 • 210 • RENO, NEV./OCONEE COUNTY (GA.)							
MIN	PTS	REB	AST	FG%	3FG%	FT%	
21-22	1.5	0.5	0.5	0.0	.333	.333	.000
Career	1.6	0.7	0.3	0.1	.556	.500	.333
Season Highs: PTS (3), FG (1), 3FG (1), REB (1), BLK (1)							

- » Was put on full scholarship on August 18, 2021 (video available online if needed).
- » Appeared in 16 games throughout his career and has played 26 minutes.
- » Scored a career-best four points last season vs. South Carolina State (Dec. 2, 2020).
- » 4-for-6 from the floor in his career and 3-for-5 from three. Has totaled three rebounds and one assist.
- » Father, Mark, is the Head Coach at the University of California.


12



ALEX HEMENWAY							
JR. • G • 6-3.5 • 195 • NEWBURGH, IND./CASTLE HS							
MIN	PTS	REB	AST	FG%	3FG%	FT%	
21-22	14.8	5.2	1.4	0.3	.393	.389	.759
Career	14.5	4.9	1.2	0.4	.423	.407	.816
Season Highs: PTS (17), FG (5), 3FG (4), FT (5), REB (3), OREB (1), AST (2), STL (2)							

- » Career-high-tying 17 points off the bench vs. Miami (Ohio); 5-6 FG, 3-3 3FG, 4-4 FT
- » Career-high 17 points and career-best five made threes at Wake Forest (Feb. 24)
- » As it stands, he ranks fifth all-time in 3-point percentage in school history (40.7%).
- » Chose Clemson over Nebraska, Creighton, DePaul and Belmont.
- » Father, Todd, played high school soccer in Indiana with Head Coach Brad Brownell.


13



DAVID COLLINS							
+SR. • G • 6-4.5 • 217 • YOUNGSTOWN, OHIO/FIRST LOVE CHRISTIAN ACAD./USF							
MIN	PTS	REB	AST	FG%	3FG%	FT%	
21-22	29.1	10.3	7.1	2.5	.510	.378	.597
Career	30.3	12.7	4.2	2.6	.432	.329	.657
Season Highs: PTS (19), FG (8), 3FG (3), FT (5), REB (11), AST (6), STL (4)							

- » Fourth career double-double vs. Boston College (10 pts, 10 reb) on Feb. 26.
- » Scored 1,516 career points at South Florida (seventh-most in program history), which included a 587-point campaign in 2018-19. That is the sixth-most points in a single season in program history.
- » Set the attempts (739) and makes (493) records in the AAC.
- » Has earned All-AAC Rookie and Third Team honors during his time in Tampa.
- » Earned undergraduate degree from USF in business finance.


24



PJ HALL							
SO. • F/C • 6-10 • 240 • SPARTANBURG, S.C./DORMAN HS							
MIN	PTS	REB	AST	FG%	3FG%	FT%	
21-22	27.6	15.5	5.7	1.6	.489	.306	.791
Career	19.9	10.3	4.1	0.9	.490	.276	.785
Season Highs: PTS (28), FG (10), 3FG (3), FT (12), REB (13), OREB (6), AST (4), BLK (4), STL (2)							

- » Had 25 consecutive double-figure scoring games; Three career double-doubles.
- » Career-high 28 points vs. FSU. Made career-high 12 free throws (12-13) vs. FSU; Set new career-high of 13 rebounds with career-best six offensive rebounds against Drake.
- » 2020 No. 1 prospect in the state of South Carolina; ESPN ranked Hall No. 48 in its Top 100.
- » Highest rated prospect of the Brownell Era and fourth all-time at Clemson (247Sports).
- » Sister, Thayer, played volleyball for the Florida Gators.
- » Chose Clemson over Virginia Tech, Florida, Tennessee, Georgia Tech and South Carolina.

33



NAZ BOHANNON (NAHZ)							
+SR. • F • 6-6 • 232 • LORAIN, OHIO/LORAIN/YOUNGSTOWN STATE							
MIN	PTS	REB	AST	FG%	3FG%	FT%	
21-22	21.6	5.8	4.2	1.8	.539	.500	.667
Career	28.9	9.5	7.5	2.3	.494	.237	.595
Season Highs: PTS (10), FG (5), FT (3), REB (12), OREB (3), AST (4), BLK (1), STL (2)							

- » One of eight players dating back to the 1992-93 season to post at least 1,200 points, 1,000 rebounds and 300 assists in a career (College Basketball Reference).
- » Averaged 16.5 points and 8.2 rebounds last year, shooting team-best 52.6 percent.
- » Posted 11 20-point outings, including season-high 32 vs. Green Bay (Jan. 1, 2021).
- » Scored 1,236 points and grabbed 990 rebounds in his career.
- » Graduated Youngstown State with a degree in business administration.

14




DEVIN FOSTER
JR. • G • 6-2 • 180
CANTON, MASS.
CANTON
» Promoted undergraduate manager.
» 2019 Mr. Basketball in Massachusetts
» All-time leading scorer at Canton HS (1,306 points).

15



JACK NAUSEEF
JR. • G • 6-1 • 180
DAYTON, OHIO
CHAMINADE JULIENNE CATHOLIC
» Promoted undergraduate manager
» Team captain and two-year starter in high school

32



DANIEL NAUSEEF
FR. • F • 6-7 • 215
DAYTON, OHIO
CHAMINADE JULIENNE CATHOLIC
» Promoted undergraduate manager

ROSTER

ALPHABETICAL

No	Name	Pos	Hgt	Wgt	Cl.	Exp.	Hometown	Previous School
0	Josh Beadle	G	6-3	180	Fr.	HS	Columbia, S.C.	Cardinal Newman HS
33	Naz Bohannon	F	6-6	232	+Sr.	TR	Lorain, Ohio	Youngstown State
13	David Collins	G	6-4.5	217	+Sr.	TR	Youngstown, Ohio	USF
2	Al-Amir Dawes	G	6-2	182	Jr.	2VL	Newark, N.J.	The Patrick School
14	Devin Foster	G	6-2	180	Jr.	HS	Canton, Mass.	Canton HS
11	Parker Fox	G	6-7	210	Jr.	3VL	Reno, Nev.	Oconee HS (GA)
24	PJ Hall	F/C	6-10	240	So.	1VL	Spartanburg, S.C.	Dorman HS
12	Alex Hemenway	G	6-3.5	195	Jr.	2VL	Newburgh, Ind.	Castle HS
4	Nick Honor	G	5-10	195	RJr.	1VL	Orlando, Fla.	Fordham
3	Chase Hunter	G	6-3.5	204	RSo.	2VL	Atlanta, Ga.	Westlake HS
10	Ben Middlebrooks	F	6-10	240	Fr.	HS	Fort Lauderdale, Fla.	Westminster Academy
32	Daniel Nauseef	F	6-7	215	Fr.	HS	Dayton, Ohio	Chaminade Julianne Catholic
15	Jack Nauseef	G	6-1	160	Jr.	HS	Dayton, Ohio	Chaminade Julianne Catholic
1	Ian Schieffelin	F	6-7	225	Fr.	HS	Loganville, Ga.	Grayson HS
5	Hunter Tyson	F	6-8	215	Sr.	3VL	Monroe, N.C.	Piedmont HS

NUMERICAL

No	Name	Pos	Hgt	Wgt	Cl.	Exp.	Hometown	Previous School
0	Josh Beadle	G	6-3	180	Fr.	HS	Columbia, S.C.	Cardinal Newman HS
1	Ian Schieffelin	F	6-7	225	Fr.	HS	Loganville, Ga.	Grayson HS
2	Al-Amir Dawes	G	6-2	182	Jr.	2VL	Newark, N.J.	The Patrick School
3	Chase Hunter	G	6-3.5	204	RSo.	2VL	Atlanta, Ga.	Westlake HS
4	Nick Honor	G	5-10	195	RJr.	1VL	Orlando, Fla.	Fordham
5	Hunter Tyson	F	6-8	215	Sr.	3VL	Monroe, N.C.	Piedmont HS
10	Ben Middlebrooks	F	6-10	232	Fr.	HS	Fort Lauderdale, Fla.	Westminster Academy
11	Parker Fox	G	6-7	210	Sr.	3VL	Reno, Nev.	Oconee HS (Ga.)
12	Alex Hemenway	G	6-3.5	195	Jr.	2VL	Newburgh, Ind.	Castle HS
13	David Collins	G	6-4.5	217	+Sr.	TR	Youngstown, Ohio	USF
14	Devin Foster	G	6-2	180	Jr.	HS	Canton, Mass.	Canton HS
15	Jack Nauseef	G	6-1	160	Jr.	HS	Dayton, Ohio	Chaminade Julianne Catholic
24	PJ Hall	F/C	6-10	240	So.	1VL	Spartanburg, S.C.	Dorman HS
32	Daniel Nauseef	F	6-7	215	Fr.	HS	Dayton, Ohio	Chaminade Julianne Catholic
33	Naz Bohannon	F	6-6	232	+Sr.	TR	Lorain, Ohio	Youngstown State

Head Coach: Brad Brownell

Assistant Coaches: Antonio Reynolds Dean, Kareem Richardson, Dick Bender

Director of Basketball Operations: Matt Bucklin

Special Assistant to the Head Coach: Jeff Reynolds

Strength & Conditioning: Justin McClelland

Director of Player Development: Terrell McIntyre

Sports Medicine: Brad Crowe

Video Coordinator: Amit Tailor

Nutritionist: Michelle Sweeney

Graduate Manager: Will Durham

Undergraduate Managers: Joel Dance (Head Manager), Conner Pederson, Luke Ferrell, Hayden Johnson, Tyler Pepicilli, Robert Liollo, Andrew Latiff, Stuart Derrick, Cameron White

PRONUNCIATION GUIDE

Naz Bohannon	NAHZ
Brad Brownell	BROW-nehl
Daniel & Jack Nauseef	NAW-seef
Ian Schieffelin	CHEF-iin

CLEMSON TIGERS BLUEPRINT

Via High School Ranks (8)

Josh Beadle (2021 recruiting class)
 Al-Amir Dawes (2019 recruiting class)
 Parker Fox (2018 Recruiting Class)
 PJ Hall (2020 recruiting class)
 Alex Hemenway (2019 recruiting class)
 Chase Hunter (2019 recruiting class)
 Ben Middlebrooks (2021 recruiting class)
 Ian Schieffelin (2021 recruiting class)
 Hunter Tyson (2018 recruiting class)

Via Transfer Portal (3)

Naz Bohannon (2021 transfer from Youngstown State)
 David Collins (2021 transfer from USF)
 Nick Honor (2019 transfer from Fordham)

Via Walk-On (2)

Devin Foster (2019 Recruiting Class - Elevated manager)
 Daniel Nauseef (2021 Recruiting Class - Elevated manager)
 Jack Nauseef (2019 Recruiting Class - Elevated manager)

HEAD COACH BRAD BROWNELL



(Clicking on Coach Brownell's headshot will take you to his online bio)

CAREER RECORDS

Overall Record: 383-250
 Conference Games (regular season career): 203-152
 Non-Conference Games (at Clemson): 109-44
 ACC Tournament: 5-10
 NCAA Tournament (career): 3-6
 Overtime Games (at Clemson): 13-7
 NIT (career): 4-3

CAREER RECORDS (ACC PLAY)

Overall Record (Regular Season): 102-111
 Overall Record (inc. postseason): 107-121
 ACC Tournament: 5-9

ALL-TIME WINNINGEST COACHES

1.	Brad Brownell (2010-present)	216-165
2.	Cliff Ellis (1985-94)	177-128
3.	Bill Foster (1975-84)	156-106
4.	Oliver Purnell (2003-10)	138-88
5.	Joe Davis (1932-40)	101-86

CAREER COACHING RECORDS

Season Victories: 25
 Cliff Ellis, 1986-87
 Oliver Purnell, 2006-07
 Brad Brownell, 2017-18

ACC Season Victories
 11, Brad Brownell, 2017-18

ACC Home Victories
 8, Brad Brownell, 2017-18; 2020-21

ACC Regular Season Career Victories
 102, Brad Brownell (102-111), 2010-21

Overall Wins vs. ACC Teams
 107, Brad Brownell (107-121), 2010-21

Overall Winning Percentage
 vs. ACC Teams: .469, Brad Brownell (107-121), 2010-21

Overall ACC Home Winning Percentage
 .664, Brad Brownell (71-36), 2010-21

ABOUT BRAD BROWNELL

Born November 15, 1968
 Hometown Evansville, Indiana
 High School Harrison High School
 Degree DePauw University (1991); history
 Master's University of Indianapolis (1994); history

FAMILY

Wife Paula
 Daughter Abby
 Daughter Kate

COACHING EXPERIENCE

Years	School, Position
1991-92	Evansville, graduate assistant
1992-94	Indianapolis; assistant coach
1994-2002	UNC Wilmington, assistant coach
2002-06	UNC Wilmington, head coach
2006-10	Wright State, head coach
2010-pres.	Clemson, head coach

PLAYING EXPERIENCE

Years	Team
1988-91	DePauw University (Ranks seventh in school history in career assists - 332; 15th in steals - 102; 17th in free throw percentage - .782)
1989-90 Season	.899 free throw percentage; 132 assists, 47 steals (all top 10 single season; 2nd in FT, 10th in AST, 9th in STL)

COACHING HONORS

2003	Colonial Athletic Association Coach of the Year
2006	Colonial Athletic Association Coach of the Year
2008	Horizon League Coach of the Year
2018	Sports Illustrated College Basketball Coach of the Year

COACHING TREE

Zavier Anderson	(Assistant coach at Florida International)
Colton Ayers	(Assistant coach at Limestone College)
Nick Bowman	(Associate head coach at Nicholls State)
Tee Butters	(Associate head coach at Charleston Southern)
Kylen Butler	(Director of Recruiting at Grand Canyon)
Mark Byington	(Head coach at James Madison)
Austin Claunch	(Head coach at Nicholls State)
Aaron Coombs	(Head coach at Georgia Southwestern State)
Billy Donlon	(Head coach at UMKC)
Jimmy Garrity	(Head women's coach at Wofford)
Earl Grant	(Head coach at Boston College)
Marty McGillan	(Assistant coach at Longwood)
Riley McGillan	(Assistant coach at Lenoir-Rhyne)
Rick Ray	(Assistant coach at Colorado)
Richie Riley	(Head coach at South Alabama)
Tanner Smith	(Assistant coach at Stephen F. Austin)

NBA DRAFT PICKS UNDER BROWNELL

2014	K.J. McDaniels, 32nd to Philadelphia
2017	Jaron Blossomgame, 59th to San Antonio

BROWNELL'S YEAR-BY-YEAR HEAD COACHING RECORD

YEAR	SCHOOL	OVERALL	.PCT	CONF.	POSTSEASON
2002-03	UNC Wilmington	24-7	.744	15-3	NCAA, 1st round
2003-04	UNC Wilmington	15-15	.500	9-9	
2004-05	UNC Wilmington	19-10	.655	13-5	
2005-06	UNC Wilmington	25-8	.758	15-3	NCAA, 1st round
2006-07	Wright State	23-10	.697	13-3	NCAA, 1st round
2007-08	Wright State	21-10	.677	12-6	
2008-09	Wright State	20-13	.606	12-6	
2009-10	Wright State	20-12	.625	12-6	
2010-11	Clemson	22-12	.647	9-7	NCAA, 2nd round
2011-12	Clemson	16-15	.516	8-8	
2012-13	Clemson	13-18	.419	5-13	
2013-14	Clemson	23-13	.639	10-8	NIT, Semifinals
2014-15	Clemson	16-15	.516	8-10	
2015-16	Clemson	17-14	.548	10-8	
2016-17	Clemson	17-16	.515	6-12	NIT, 1st Round
2017-18	Clemson	25-10	.714	11-7	NCAA, Sweet 16
2018-19	Clemson	20-14	.588	9-9	NIT, 2nd Round
2019-20	Clemson	16-15	.516	9-11	No Postseason Due to COVID-19
2020-21	Clemson	16-8	.667	10-6	NCAA, 1st Round
2021-22	Clemson	15-15	.500	7-12	

HEAD COACHING SUMMARY

at UNC Wilmington	83-40	.675	52-20
at Wright State	84-45	.651	49-21
at Clemson	216-165	.567	102-111
TOTALS	383-250	.605	203-152

NOTE: Conference record is regular season only.

TEAM NOTES

SERIES HISTORY VS. VIRGINIA TECH

- Clemson and Virginia Tech will match up for the 39th time in program history.
- Clemson will look to snap a three-game losing streak to Virginia Tech.
- The Tigers hold a 10-7 series lead in games played in Clemson.

VIRGINIA TECH (16-22)

at Clemson (10-7)
at Virginia Tech (6-14)
at Neutral Site (0-1)

Year	Rank	Site	W/L	CU	Opp
1924-25		H	L	13	27
1935-36		A	W	46	32
1965-66		A	L	62	72
1965-66		H	L	87	90
1966-67		A	W	70	68
1967-68		H	L	78	101
1968-69		A	L	75	86
1969-70		H	W	87	79
1970-71		A	L	66	76
1970-71		H	W	56	53
1971-72		H	W	85	73
1971-72		A	L	44	48
1994-95		A	L	54	62
2004-05		A	L	57	59
2004-05		H	W	66	64
2005-06		H	L	^74	75
2005-06		A	W	86	81
2006-07	NR/21	A	W	75	74
2007-08		H	W	70	69
2008-09	11/NR	A	W	86	82
2008-09	12/NR	H	L	77	80
2009-10		A	L	59	70
2010-11		H	W	69	60
2011-12		A	L	65	67
2011-12		H	W	58	56
2011-12		N	L	63	68
2012-13		H	W	77	70
2012-13		A	L	61	69
2013-14		A	W	56	49
2014-15		H	W	75	54
2015-16		A	L	57	60
2016-17		H	L	81	82
2016-17		A	L	70	71
2017-18	15/NR	A	L	58	65
2018-19	NR/11	H	W	59	51
2019-20		H	L	60	67
2019-20		A	L	58	70
2020-21		A	L	60	66

OVERCOMING 10-POINT DEFICITS

- Clemson has overcome a 10-point or more deficit six times dating back to the beginning of the 2019-20 season.
- The Tigers overcame five 10-point or more deficits in 2019-20.
- Clemson erased an early 11-point deficit in the 2021-22 season opener against Presbyterian to win by the same margin (64-53).
- The Tigers used a 40-21 second half, which also included an 18-2 run to engineer the comeback.
- Most recently, Clemson erased a 13-point deficit against Georgia Tech to win. The Tigers trailed 53-40 with 12:10 remaining in regulation.

OVERCOMING 10-POINT DEFICITS (SINCE 2019)

Date	Opponent	Down	Time (Half)	Score	Final
3-2-22	Georgia Tech	13	12:10 (2)	40-53	68-65
11-9-21	Presbyterian	11	1:16 (1)	19-30	64-53
2-29-20	Florida State	10	19:40 (2)	32-42	70-69
1-28-20	Syracuse	10	16:26 (2)	35-45	71-70
1-21-20	Wake Forest	10	7:38 (1)	17-27	71-68
1-11-20	North Carolina	10	2:08 (2)	58-68	^79-76
11-24-19	TCU	15	7:39 (2)	37-52	^62-60

CLEMSON HAS OVERCOME HALFTIME DEFICIT 11 TIMES SINCE 2019-20

- Clemson most recently overcame a six point deficit to Georgia Tech (March 2) to later prevail 68-65 after outscoring the Yellow Jackets 41-32 in the second half.
- Clemson overcame an eight point deficit in the season opener and would go on to beat Presbyterian by 11.
- Clemson overcame a halftime deficit to win five times last season, including in three consecutive games earlier in the year.

- The Tigers trailed Georgia Tech 30-26 at the half before exploding for 48 second-half points and winning the game on a Nick Honor buzzer-beating 3-pointer.
- Clemson trailed Louisville 22-21 on Jan. 27, 2021 and overcame the slim halftime margin to win 54-50.
- The Tigers trailed by seven to NC State at home on Jan. 5, 2021, but were able to overcome the halftime deficit and force overtime.
- In Clemson's first overtime game this season, the Tigers prevailed 12-8 in the extra period for a 74-70 win.
- Clemson found themselves trailing Miami (Jan. 2, 2021), 34-32 and won the second half by a 34-31 tally for a one-point victory.
- Clemson's first halftime deficit overcome was a 34-29 halftime deficit to defeat Florida State on Dec. 29, 2020. It was Clemson's first victory after trailing at the half this season.
- Last season, the Tigers overcame six games with a halftime deficit and won, which ties the program record.
- The record for halftime deficits overcome for victory is six, and was also previously set in 1989-90 and 2013-14.

OVERCOMING HALFTIME DEFICITS (2019-20 to Present)

Date	Site	Half	Opponent	Half Margin	Final
3-2-22	H	27-33	Georgia Tech	-6	68-65
11-9-21	H	24-32	Presbyterian	-8	64-53
2-12-21	H	26-30	Georgia Tech	-4	74-72
1-27-21	H	21-22	Louisville	-1	54-50
1-5-21	H	32-39	NC State	-7	74-70 (OT)
1-2-21	A	32-34	Miami (Fla.)	-2	66-65
12-29-20	H	29-34	Florida State	-5	77-67
3-11-20	N	21-23	Miami (Fla.)	-2	69-64
2-29-20	H	32-39	Florida State	-7	70-69
1-28-20	H	33-35	Syracuse	-2	71-70
1-21-20	H	31-37	Wake Forest	-6	71-68
1-11-20	A	29-39	North Carolina	-10	79-76 (OT)
11-24-19	N	23-25	TCU	-2	62-60 (OT)

BOLD signifies this current 2021-22 season

CLEMSON HANDLES WAKE FOREST

- Clemson shut down one of the ACC's leading offenses in an 80-69 win over Wake Forest on Feb. 23.
- Despite not having stars PJ Hall and Hunter Tyson playing and out due to injury, the combination of Chase Hunter, Al-Amir Dawes and Nick Honor combined for 53 points.
- Hunter scored a career-high 21 points on a career-best 10 made field goals.
- Clemson limited Alondes Williams to just 13 points in 26 minutes of playing time. Williams currently leads the ACC in scoring.
- The Tigers limited the Demon Deacons to its 7th-worst shooting performance from 3-point range of the season.
- Wake's 32 attempts from three are also its third-most of the season.

CLEMSON BLOWS OUT PITT AT HOME

- Clemson routed Pittsburgh for its ninth-straight victory in the series with a 75-48 win on Jan. 22.
- It was the largest ACC win for the Tigers since Feb. 3, 2019 – a 64-37 win over Wake Forest.
- The 27-point margin was tied for the highest win margin under Head Coach Brad Brownell.
- The last time the Tigers won an ACC game by more than 27 points was a 93-64 win over Maryland on Feb. 17, 2009.
- The 48 points allowed was the lowest total for Pitt in a game since Dec. 6, 2019 against Louisville (46).
- At the time of the game, it was the lowest point total of the season for the Panthers and the largest point differential in a loss this season.
- The Tigers' 27-point victory margin was tied for the eighth-largest in program history in ACC games, and tied for the fifth-largest in an ACC home contest.

CLEMSON'S BEST ACC VICTORY MARGINS

Date	Opponent	Site	Score	Margin
2-15-1979	Duke	H	100-66	+34
3-14-2008	Boston College	N	82-48	+34
2-14-1999	Florida State	H	78-45	+33
2-7-2008	Virginia	A	82-51	+31
2-15-1998	Florida State	A	78-49	+29
2-17-2009	Maryland	H	93-64	+29
2-28-1999	Georgia Tech	H	92-64	+28
1-9-1965	Virginia	H	99-72	+27
1-6-1986	Wake Forest	H	91-64	+27
2-4-2009	Duke	H	74-47	+27
1-22-2022	Pittsburgh	H	75-48	+27
1-4-1964	Wake Forest	A	87-61	+26
2-12-2000	Florida State	H	84-58	+26
2-25-2006	Virginia	H	90-64	+26
2-14-1973	Wake Forest	H	86-61	+25
2-28-1973	Duke	H	75-50	+25
2-7-1998	Wake Forest	H	71-46	+25
1-12-2011	Georgia Tech	H	87-62	+25

CLEMSON'S BEST ACC HOME VICTORY MARGINS

Date	Opponent	Site	Score	Margin
2-15-1979	Duke	H	100-66	+34
2-14-1999	Florida State	H	78-45	+33
2-17-2009	Maryland	H	93-64	+29
2-28-1999	Georgia Tech	H	92-64	+28
1-9-1965	Virginia	H	99-72	+27
1-6-1986	Wake Forest	H	91-64	+27
2-4-2009	Duke	H	74-47	+27
1-22-2022	Pittsburgh	H	75-48	+27
2-12-2000	Florida State	H	84-58	+26
2-25-2006	Virginia	H	90-64	+26
2-14-1973	Wake Forest	H	86-61	+25
2-28-1973	Duke	H	75-50	+25
2-7-1998	Wake Forest	H	71-46	+25
1-12-2011	Georgia Tech	H	87-62	+25

CURRENT BROTHERS AND/OR TWINS PLAYING ON THE SAME TEAM

- With the addition of Dan Nauseef to the active roster, he joined his brother Jack.
- The Nauseefs are one of 22 sets of brothers nationwide to play on the same team.
- They join Trevor and Devin Booker, George and John Coakley, Horace and Harvey Grant, Eddie and George Krajack and Donnie, Richie, Randy and Tom Mahaffey.
- The list below is ordered alphabetically by last name.

Andrew and Alex Anderson, South Alabama (not twins)
Jimmy and Buddy Boeheim, Syracuse (not twins)
Daniel and Neal Begovich, Stanford (not twins)
LeDarius and Ty Brewer, East Tennessee State (not twins)
Triston and Tyler Broughton, San Diego State (twins)
Kobe and Kaleb Brown, Missouri (not twins)
Isaiah and Josh Caldwell, Army-West Point
Johnny and Jordan Davis, Wisconsin (twins)
Hassan and Fousseyni Drame, Saint Peter's (twins)
Tanner and Jacob Groves, Oklahoma (not twins)
Milos and Veljko Ilic, Loyola-Maryland (twins)
Makai Ashton-Langford and DeMarr Langford Jr., Boston College (not twins)
Patrick and Connor McCaffery, Iowa (not twins)
Trey and Bryce McGowens, Nebraska (not twins)
Maki and Makhel Mitchell, Rhode Island (twins)
Keegan and Kris Murray, Iowa (twins)
Carter and Jake Murphy, Air Force
Jack and Dan Nauseef, Clemson (not twins)
Azuolas and Tautvilas Tubelis, Arizona (twins)
Tyler and Tanner Thomas, Sacred Heart (not twins)
Marcus and Michael Wethers, SMU (twins)
Lamar and Shamar Wright, SIUE (twins)

THIRTY ACC ROAD WINS FOR BRAD BROWNELL

- When Clemson won at NC State on Jan. 8, it was the 30th ACC road win of Brad Brownell's Clemson career. The Tigers are 2-2 on the road in ACC games this year. It marks the 11th time in his 12 years he has take the Tigers

TEAM NOTES

PRONUNCIATION GUIDE

COACHES

HC Brad Brownell	BROW-nehl
Player Development Terrell McIntyre	TUH-rell
Athletic Trainer Brad Crowe	"Crow"
Video Coordinator Amit Taylor	uh-MEET Taylor

PLAYERS

Naz Bohannon	NAHZ
Jack and Dan Nauseef	NAW-seef
Ian Schieffelin	CHEF-lin

HOMETOWNS/HIGH SCHOOLS

Chaminade Julianne Catholic (Jack/Dan Nauseef)	SHAW-min-nod
Oconee High School (Ga.) (Parker Fox)	OH-cone-ee

to at last two ACC road wins in a season.

- Not a big deal you say? Clemson had at least two ACC road wins in 21 of the 57 ACC seasons before Brownell came to Clemson. Brownell's 30 ACC road wins are 14 more than any other former Clemson coach (Oliver Purnell, 16) and Brownell also has the best winning percentage in Clemson history in ACC road games at .303.
- Overall, Brownell is 98-105 in ACC games and needs just three more conference victories to become the first Clemson coach with 100 ACC victories. His winning percentage of .483 in league games is also best in Clemson history.
- Winning close games has been a key of late. The Tigers are 9-5 in ACC games decided by five points or less over the last three years. That includes the recent 70-65 win at NC State.

CLEMSON'S WIN AT VIRGINIA

- Clemson won for the first time in 11 tries against Virginia dating back to the 2012-13 season. The Tigers beat Virginia that year 59-44 on Jan. 12, 2013.
- It had been since 2008 since the last Tiger victory on the road in the series. Clemson defeated Virginia 82-51 on Feb. 7, 2008.
- Clemson's 67-50 win at Virginia (Dec. 22) was only the third road victory of 15+ points at Virginia all time in program history.
- It marked the Tigers' 18th road victory in the series in 63 total games.
- The 17-point victory margin at Virginia ties for the 12th-largest victory margin on the road in ACC play in program history.

CLEMSON'S BEST ROAD ACC VICTORY MARGINS

Date	Opponent	Site	Score	Margin
2-7-2008	Virginia	A	82-51	+31
2-15-1998	Florida State	A	78-49	+29
1-4-1964	Wake Forest	A	87-61	+26
1-21-1981	Georgia Tech	A	72-48	+24
2-6-2019	Georgia Tech	A	65-42	+23
2-24-1961	Virginia	A	85-63	+22
2-24-2021	Wake Forest	A	60-39	+21
2-11-2012	Wake Forest	A	78-58	+20
3-2-1994	NC State	A	82-63	+19
12-21-2008	Miami (Fla.)	A	91-72	+19
2-21-2012	Georgia Tech	A	56-37	+19
2-12-1975	Wake Forest	A	71-54	+17
12-22-2021	Virginia	A	67-50	+17
2-28-1964	NC State	A	66-52	+14
1-14-1967	Virginia	A	*102-88	+14
2-21-1990	Wake Forest	A	89-75	+14

BOLD signifies Brad Brownell coached team; *Overtime

- The 17-point victory margin was also Virginia's largest at home since Feb. 26, 2011 when it lost to Boston College 63-44.
- With the victory, Head Coach Brad Brownell won his 29th road game in ACC regular season play - the most in program history.
- His 30th came on the next road trip - a 70-65 win at NC State.

CLEMSON HEAD COACH ACC REGULAR SEASON ROAD WINS

Coach	Overall	Home	Away	Neutral
Banks McFadden	1-36	0-18	1-17	0-1
Press Maravich	25-59	17-19	7-30	1-10
Bobby Roberts	41-71	27-21	10-38	4-12
Tates Locke	20-36	17-11	3-25	0-6
Bill Foster	44-74	31-28	13-46	0-0
Cliff Ellis	56-90	42-31	14-59	0-0
Rick Barnes	28-36	19-13	9-23	0-0
Larry Shyatt	20-60	17-23	3-37	0-0
Oliver Purnell	50-62	34-22	16-40	0-0
Brad Brownell	102-109	71-36	31-73	0-0

CLEMSON PLAYING BACK-TO-BACK GAMES VS. ACC OPPONENTS

- Clemson played Virginia in back-to-back games after Duke postponed due to COVID-19 issues within their program (Dec. 29).
- Only once in program history has Clemson played an ACC opponent in consecutive games in the regular season.
- You have to go all the way back to the program's inaugural season in the ACC in 1953-54. Clemson played Wake Forest on Feb. 6, 1954 and Feb. 9, 1954.
- The Tigers lost both games of the home-and-home series.
- Clemson has played an ACC opponent in back-to-back games three times when you consider the end of the regular season and the first game of the ACC Tournament.
- The Tigers played Florida State back-to-back (March 3, 2001 and March 8, 2001); Georgia Tech (March 2, 1986 and March 7, 1986); Maryland (Feb. 25, 1961 and March 2, 1961).

TIGERS WON 12 IN A ROW AT LITTLEJOHN

- Clemson's 12-game home winning streak ended with a 75-65 loss to Virginia on Jan. 4.
- That 12-game home winning streak was the longest for the Clemson program since the Tigers had a 15-game home streak between March 1, 2017 and Feb. 18, 2018. Duke broke the streak with a 66-57 win over the Tigers on Feb. 18, 2018.
- The longest home winning streak in Clemson history is a 29-gamer from Jan. 7, 1989 to December 15, 1991. Charlotte ended that 29-game streak with a 108-100 victory.
- Overall, the 12-game winning streak is tied for the eighth longest in school history. Clemson first won at least 12 games in a row at home between Jan. 16, 1951 and December 6, 1952. That was a 15-game streak at Fike Fieldhouse under head coach Banks McFadden.

CLEMSON'S LONGEST HOME WINNING STREAKS

Streak	First Win	Streak Ended	Length
1-7-89	Maryland, 75-58	12-15-91, Charlotte, 100-108	29
2-21-79	Duke, 70-49	1-17-81, Maryland, 62-68 (OT)	24
2-12-06	Maryland, 89-77	1-6-08, UNC, 88-90 (OT)	19
1-12-08	FSU, 97-85 (2OT)	1-17-09, Wake Forest, 68-78	16
1-30-85	UNC, 52-50	1-11-86, Virginia, 81-83	16
3-1-17	NC State, 78-74	2-18-18, Duke, 57-66	15
1-16-51	Furman, 85-59	12-6-52, Georgia, 55-57	15
3-2-82	Duke, 93-86	1-21-84, Virginia, 73-74	12
3-1-95	NC State, 62-45	1-27-96, NC State, 61-64	12
1-27-21	Louisville, 54-50	1-4-22, Virginia, 65-75	12

CLEMSON FROM DOWNTOWN

- The Tigers have made 234-of-640 three-point shots so far this year for a 36.6 percentage. If the season ended today that percentage would be the fifth best in school history and the fourth best since the first year the three-point goal became a national rule in 1986-87.
- That 1986-87 season Clemson made 44.8 from 3-point range, a figure that led the ACC and is still the league record for a season. That is the only season Clemson has shot over 40.0 percent from 3-point range since

BRAD BROWNELL VS. 2021-22 OPPONENTS

Opponent	at Clemson	Overall
Boston College	12-4	12-4
Bryant	1-0	1-0
Charleston Southern	2-0	2-0
Drake	1-0	1-0
Duke	3-12	3-12
Florida State	9-17	9-17
Georgia Tech	18-8	18-8
Louisville	4-5	4-5
Miami (Fla.)	8-9	8-9
Miami (Ohio)	1-0	3-2
North Carolina	3-12	3-14
NC State	10-10	10-10
Notre Dame	2-8	2-8
Pittsburgh	9-2	9-2
Presbyterian	4-0	5-0
Rutgers	1-2	1-2
South Carolina	6-5	6-5
St. Bonaventure	0-1	0-1
Syracuse	5-6	5-6
Temple	1-1	1-1
Virginia	3-14	3-14
Virginia Tech	6-10	6-10
Wake Forest	14-2	14-3
West Virginia	0-1	0-1
Wofford	3-0	3-0

CLEMSON VS. 2021-22 OPPONENTS

Opponent	Overall
Boston College	20-8
Bryant	1-0
Charleston Southern	20-0
Drake	1-0
Duke	32-112
Florida State	35-46
Georgia Tech	75-67
Louisville	4-8
Miami (Fla.)	17-15
Miami (Ohio)	2-0
North Carolina	23-134
NC State	56-105
Notre Dame	2-8
Pittsburgh	9-3
Presbyterian	59-18-1
Rutgers	2-3
South Carolina	80-91
St. Bonaventure	0-1
Syracuse	7-6
Temple	2-3
Virginia	54-79
Virginia Tech	16-22
Wake Forest	66-100
West Virginia	1-4
Wofford	53-16

that 1986-87 season. (We should note the ACC had a 17 foot-9-inch three-point line in 1982-83 for league games and the Tigers hit .435 of their three-point shots in those league games.)

- Clemson has shot at least 40.0 percent from 3-point range in 13 of the first 25 games and the Tigers have a 9-4 record in those games. The only losses were at Miami when Clemson shot 42.9 from long range in an 80-75 loss, at home against Virginia shooting 45.0 in a 75-65, at Duke shooting 42.3 percent in a 71-69 loss and 42.1 percent in a loss to North Carolina.
- Clemson shot at least 40.0 percent from three-point range in just nine of the 24 games a year ago.
- Clemson is 6-1 this season when it makes 10+ threes.

TEAM NOTES

LITTLEJOHN COLISEUM

First Game: Nov. 30, 1968 (Clemson 76, Georgia Tech 72)
Games: 788
Overall Record: 578-210 (.734)
Non-Conference: 355-44 (.890) | **ACC:** 224-166 (.574)
Brownell Era: 130-48 (.730) | **Non-Con:** 66-12 (.846) | **ACC:** 64-34 (.653)
Total Attendance (Avg.): 6,384,178 (8,102)
Total Attendance (Avg. Minus COVID-19): 6,362,575 (8,200)
Most Wins / Season: 16 (2006-07; 2013-14)

LITTLEJOHN COLISEUM HOME RECORD

Year	Overall	Pct.	Attn.	Avg.
1968-69	4-7	.364	55,150	5,014
1969-70	6-5	.546	50,877	4,625
1970-71	8-4	.667	63,488	5,291
1971-72	6-4	.600	81,278	8,128
1972-73	9-2	.818	85,750	7,795
1973-74	9-4	.692	103,519	7,963
1974-75	11-1	.917	113,515	9,460
1975-76	8-5	.615	107,220	8,248
1976-77	13-2	.867	134,841	8,883
1977-78	10-5	.667	138,115	9,208
1978-79	13-3	.813	144,535	9,033
1979-80	15-0	1.000	130,900	8,727
1980-81	12-4	.750	145,792	9,112
1981-82	11-5	.688	139,731	8,733
1982-83	9-7	.563	131,063	8,191
1983-84	11-5	.688	129,600	8,100
1984-85	12-4	.750	130,136	8,134
1985-86	14-5	.737	144,699	7,616
1986-87	15-2	.882	142,274	7,328
1987-88	12-4	.750	117,250	7,328
1988-89	13-1	.929	114,123	8,151
1989-90	14-0	1.000	122,540	8,753
1990-91	9-7	.563	121,314	7,582
1991-92	12-4	.750	114,691	7,168
1992-93	11-5	.688	113,803	7,113
1993-94	11-4	.733	108,074	7,205
1994-95	11-5	.688	116,754	7,297
1995-96	14-2	.875	150,037	9,377
1996-97	12-3	.800	147,019	9,801
1997-98	11-3	.786	156,103	11,151
1998-99	12-3	.800	141,728	9,449
1999-00	7-9	.438	142,679	8,918
2000-01	9-7	.563	137,909	8,619
2001-02	8-8	.500	139,954	8,747
2002-03	5-4	.555	80,600	8,956
2003-04	10-6	.625	122,900	7,681
2004-05	10-5	.667	111,886	7,459
2005-06	12-4	.750	106,251	6,641
2006-07	16-4	.800	147,122	7,356
2007-08	14-2	.875	137,739	8,609
2008-09	13-3	.813	135,619	8,476
2009-10	14-2	.875	151,442	9,465
2010-11	15-2	.882	140,920	8,289
2011-12	11-5	.688	125,249	7,828
2012-13	8-7	.533	118,305	7,887
2013-14	16-3	.842	142,231	7,486
2014-15	11-6	.611	129,800	7,635
2015-16	Home games held in Greenville, S.C. due to renovation			
2016-17	11-6	.611	123,442	7,262
2017-18	15-1	.938	123,895	7,743
2018-19	14-5	.737	133,290	7,015
2019-20	11-6	.647	116,139	6,832
2020-21*	11-1	.912	21,613	1,801
2021-22	10-5	.667	99,283	6,619

* - limited capacity due to COVID-19 regulations and protocols (1,876 max capacity).

Largest Crowds

Attendance	Date	W/L	Results
13,863	1-9-1980	W	Clemson 87, Duke 82 (OT)
13,136	2-28-1990	W	Clemson 97, Duke 93
12,632	1-29-1977	W	Clemson 93, UNC 73
12,611	1-7-1987	W	Clemson 73, NC State 69
12,267	1-19-1981	L	Virginia 74, Clemson 59
12,258	1-17-1981	L	Maryland 68, Clemson 62 (OT)
12,013	2-24-1990	W	Clemson 69, UNC 61
11,909	1-11-1978	L	Duke 107, Clemson 85
11,800	1-22-1975	W	Clemson 83, Maryland 82
11,800	2-22-1975	W	Clemson 92, NC State 70
11,800	1-24-1976	L	Virginia 69, Clemson 62
11,742	1-23-1988	W	Clemson 69, S. Carolina 65

Note: The arena was named for J.C. Littlejohn, a long-time Clemson University employee, for many years the school's business manager.

CLEMSON'S BEST THREE-POINT PERCENTAGE SEASONS

Year	3FGM-Att	Pct.
1986-87	203-453	.448
1991-92	161-422	.382
2008-09	256-684	.374
2007-08	271-728	.372
2021-22	234-640	.366
2017-18	288-786	.366

GAMES WITH AT LEAST 40.0 PERCENT 3-POINT SHOOTING

• Below is yearly rundown of games Clemson has shot at least 40 percent on three-point shots, total games played and Clemson's record when shooting at least 40 percent on threes.

GAMES WITH 40.0 PERCENT 3-POINT SHOOTING

Year	40% Games-Total Games	W-L
1986-87	18-31	16-2
1987-88	8-29	4-4
1988-89	10-30	8-2
1989-90	10-35	8-2
1990-91	8-28	4-4
1991-92	14-28	7-7
1992-93	10-30	8-2
1993-94	13-34	10-3
1994-95	11-28	7-4
1995-96	8-29	5-3
1996-97	6-33	6-0
1997-98	11-32	8-3
1998-99	9-35	4-5
1999-00	11-30	4-7
2000-01	7-31	2-5
2001-02	9-30	5-4
2002-03	9-28	6-3
2003-04	6-28	4-2
2004-05	7-32	5-2
2005-06	7-32	6-1
2006-07	11-36	8-3
2007-08	12-34	10-2
2008-09	11-32	9-2
2009-10	13-32	12-1

BROWNELL ERA

Year	W-L
2010-11	10-34
2011-12	12-31
2012-13	9-31
2013-14	6-36
2014-15	3-31
2015-16	8-31
2016-17	10-33
2017-18	12-35
2018-19	8-34
2019-20	5-31
2020-21	9-24
2021-22	14-29

• Entering tonight, Clemson is 81-25 under Brownell when the Tigers make at least 40.0 percent on 3-point shots.

CLEMSON MAKING DOUBLE-DIGIT THREES

• Clemson finished 13-for-24 from beyond the arc against Miami (Ohio), marking it the fifth time this season they have made 10 or more in a game. The Tigers are 5-0 in those contests.

• The Tigers have made 13 or more threes just 22 times in program history. They are 15-7 overall in those games and have won five in a row in games they have accomplished that feat.

CLEMSON'S GAMES MAKING 13+ THREES

Date	Site	3FG/A	Pct.	Opponent	W/L	Final
12-14-21	H	13-24	.542	Miami (Ohio)	W	89-76
2-20-20	A	13-22	.590	Pittsburgh	W	72-52
11-7-19	H	14-34	.412	Presbyterian	W	79-45
1-29-19	H	14-27	.519	Pittsburgh	W	82-69
1-30-18	H	15-30	.500	North Carolina	W	82-78
1-22-17	H	13-27	.481	Virginia Tech	L	81-82
12-10-16	H	13-28	.464	Mercer	W	90-47

TIGERS IN THE NBA

Randy Mahaffey, F
 Kentucky Colonels 1968-69
 New York Nets 1969-70
 Carolina Cougars 1970-71

Skip Wise, G
 San Antonio Spurs 1975-76

Tree Rollins, C
 Atlanta Hawks 1978-88
 Cleveland Cavaliers 1989-90
 Detroit Pistons 1990-91
 Houston Rockets 1991-93
 Orlando Magic 1993-95

Larry Nance, F
 Phoenix Suns 1982-88
 Cleveland Cavaliers 1988-94

Horace Grant, F
 Chicago Bulls 1988-94
 Orlando Magic 1994-99, 2001-03
 Seattle SuperSonics 1999-2000
 Los Angeles Lakers 2000-01, 2003-04

Devin Gray, F
 San Antonio Spurs, Sacramento Kings 1996-97
 Houston Rockets 1999-2000

Elden Campbell, C
 Los Angeles Lakers 1990-99
 Charlotte/New Orleans Hornets 1999-2002
 Seattle SuperSonics 2002-03
 Detroit Pistons 2003-05

Dale Davis, F
 Indiana Pacers 1991-2000, 2004-05
 Portland Trailblazers 2000-04
 Golden State Warriors 2004-05
 Detroit Pistons 2005-07

Chris Whitney, G
 San Antonio Spurs 1993-95
 Washington Wizards 1995-2002, 2003-04
 Denver Nuggets 2002-03
 Orlando Magic 2002-03

Sharone Wright, C
 Philadelphia 76ers 1994-95
 Toronto Raptors 1995-98

Greg Buckner, G
 Dallas Mavericks 1999-2002, 2006-07
 Philadelphia 76ers 2002-04
 Denver Nuggets 2004-06
 Minnesota Timberwolves 2007-08
 Memphis Grizzlies 2008-09

Harold Jamison, F
 Miami Heat 1999-2000
 Los Angeles Clippers 2001-02

Will Solomon, G
 Memphis Grizzlies 2001-02
 Toronto Raptors, Sacramento Kings 2008-09

Trevor Booker, F
 Washington Wizards 2010-14
 Utah Jazz 2014-16
 Brooklyn Nets 2016-18
 Indiana Pacers 2018

K.J. McDaniels, G
 Philadelphia 76ers 2014-15
 Houston Rockets 2015-17
 Brooklyn Nets 2017
 Toronto Raptors 2017

Jaron Blossomgame, F
 Cleveland Cavaliers 2018-19

Donte Grantham, F
 Oklahoma City Thunder 2018-19

TEAM NOTES

1,000 POINT SCORERS

CLEMSON TIGER BASKETBALL 1,000-POINT CLUB

Rk	Name	Years	GP	Avg	Pts
1.	Elden Campbell*	1986-90	123	15.3	1880
2.	Terrell McIntyre*	1995-99	126	14.6	1839
3.	Butch Zatezalo*	1967-70	75	23.5	1761
4.	Greg Buckner*	1994-98	122	14.4	1754
5.	Jaron Blossomgame	2013-17	128	13.5	1733
6.	Trevor Booker*	2006-10	134	12.9	1725
7.	Horace Grant*	1983-87	122	13.9	1696
8.	K.C. Rivers*	2005-09	134	12.6	1684
9.	Dale Davis*	1987-91	121	13.6	1650
10.	Bill Yarborough*	1952-57	85	18.3	1553
11.	Vincent Hamilton*	1980-85	116	13.2	1530
12.	Marcquise Reed	2016-19	99	15.0	1484
13.	Cliff Hammonds*	2004-08	134	10.9	1465
14.	Tree Rollins*	1973-77	110	13.3	1463
15.	Will Solomon	1998-01	94	15.2	1431
16.	Stan Rome	1974-78	109	12.5	1365
	Demontez Stitt	2007-11	126	10.8	1365
18.	Vince Yockel*	1955-58	74	18.2	1350
19.	Larry Nance*	1977-81	117	11.5	1341
20.	Devin Gray	1991-95	94	14.1	1322
21.	Jim Brennan*	1961-64	76	17.3	1317
22.	Sharone Wright*	1991-94	92	14.2	1308
23.	Vernon Hamilton	2003-07	127	9.7	1238
24.	Harold Jamison	1995-99	129	9.5	1231
25.	Jim Sutherland*	1964-67	71	17.3	1230
26.	Edward Scott*	1999-03	112	10.9	1226
27.	Andre Young	2008-12	129	9.5	1223
28.	Shawan Robinson	2002-06	120	9.8	1177
29.	Randy Mahaffey*	1964-67	73	16.0	1171
30.	Sharrod Ford	2001-05	118	9.8	1154
	Devin Booker	2009-13	128	9.0	1154
32.	Choppy Patterson*	1959-63	76	14.8	1131
33.	Jerry Pryor	1985-89	123	9.1	1124
34.	Aamir Simms	2017-21	122	9.2	1122
35.	Donte Grantham	2014-18	114	9.6	1100
36.	Shelton Mitchell	2016-19	94	11.6	1084
37.	Billy Williams*	1977-80	85	12.7	1078
38.	Johnny Snee	1948-52	82	13.1	1077
39.	Colon Abraham	1874-78	106	10.0	1061
40.	K.J. McDaniels	2011-14	94	11.0	1035
41.	Richie Mahaffey	1966-70	75	13.6	1019
42.	Derrick Johnson	1975-79	111	9.1	1014

Note: Names in bold played for Head Coach Brad Brownell;
* - signifies Clemson Hall of Fame

12-2-15	H	13-29	.448	USC Upstate	W	75-56
11-30-15	A	14-28	.500	Minnesota	L	83-89
11-13-09	H	14-30	.467	Presbyterian	W	84-41
1-29-09	A	14-25	.560	Virginia Tech	W	86-82
2-7-08	A	16-26	.615	Virginia	W	82-51
12-23-07	H	15-27	.556	Western Carolina	W	103-60
3-1-06	A	13-22	.591	Virginia Tech	W	86-81
12-19-05	A	16-28	.571	Puerto Rico-Mayaguez	W	101-60
1-22-05	A	13-30	.433	Virginia	L	79-81
1-20-02	A	15-28	.536	Maryland	L	90-99
1-24-01	H	14-28	.500	Georgia Tech	L	108-111
1-2-01	H	13-29	.448	Maryland	L	92-104
12-27-93	N	15-37	.405	Evansville	L	80-81
12-1-93	A	13-24	.522	Charleston So.	W	120-103
1-26-87	H	13-20	.650	Winthrop	W	96-69

BOLD signifies a home game

CLEMSON'S LAST 12 VS. SEC OPPONENTS

- Clemson has won 11 of its last 13 games against members of the SEC, including a 4-1 mark against in-state rival South Carolina.
- The Tigers won its fourth in five tries against the Gamecocks 70-56 (Dec. 18).

CLEMSON VS. SEC (LAST 12 GAMES)

Date	Opponent	Site	Score
12-18-21	South Carolina	H	W, 70-56
12-12-20	Alabama	N	W, 64-56
11-25-20	Mississippi State	N	W, 53-42
12-15-19	South Carolina	H	L, 54-67
12-22-18	South Carolina	A	W, 78-68
12-8-18	Mississippi State	N	L, 71-82
11-20-18	Georgia	N	W, 64-49
3-18-18	Auburn	N	W, 84-53

12-19-17	South Carolina	H	W, 64-48
12-16-18	Florida	N	W, 71-69
12-21-17	South Carolina	A	W, 62-60
12-18-17	Alabama	A	W, 67-54
11-11-17	Georgia	H	W, 74-64

TWICE AS NICE

- Clemson posted two double-doubles in its win over Drake (Dec. 11).
- PJ Hall finished with 22 points and 13 rebounds, while David Collins posted 16 points and 10 boards.
- It was Hall's first double-double of his career and Collins' third and second in the last three contests.
- It marked the first time since Feb. 22, 2020 that multiple Tigers have eclipsed a double-double in the same game.
- Aamir Simms and John Newman III each tallied a double-double in the 82-64 win at Boston College. Simms finished 12 points and 11 rebounds, while Newman totaled 11 points and 10 rebounds.
- It been accomplished eight times since the beginning of the 2010-11 season, including three double-doubles against Duke on Jan. 11, 2014.

MULTIPLE DOUBLE-DOUBLES SAME GAME (SINCE 2010-11)

Date	Opponent	Players	Pts	Reb	Ast
12-11-21	vs. Drake	PJ Hall	22	13	2
		David Collins	16	10	1
2-22-20	at Boston College	Aamir Simms	12	11	3
		John Newman	11	10	3
3-9-19	Syracuse	Marcquise Reed	24	10	2
		Elijah Thomas	13	11	1
2-21-18	at Virginia Tech	Marcquise Reed	28	10	3
		Elijah Thomas	12	10	1
11-12-17	N.C. A&T	Gabe DeVoe	13	10	5
		Donte Grantham	17	12	2
11-28-14	High Point	Landry Nnoko	10	13	0
		Jaron Blossomgame	14	13	3
1-11-14	Duke	K.J. McDaniels	24	10	0
		Jaron Blossomgame	14	14	1
		Landry Nnoko	10	13	0
2-28-13	North Carolina	Devin Booker	25	11	0
		Milton Jennings	12	10	5

SIX DOUBLE-DIGIT SCORERS IN THE SAME GAME

- Clemson posted six double-digit scorers against Miami (Ohio) (Dec. 14). It was the first time in nearly three seasons the Tigers accomplished it.
- Alex Hemenway (17), David Collins (14), Hunter Tyson (13), Al-Amir Dawes (13), PJ Hall (13) and Naz Bohannon (10) rounded out the scoring.
- Clemson last accomplished this feat on Nov. 6, 2018 against The Citadel in a 100-80 win.
- Marcquise Reed (20), Shelton Mitchell (16), Aamir Simms (16), Elijah Thomas (15), Clyde Trapp (13) and David Skara (11) rounded out the scoring for the Tigers.

CLEMSON 4-POINT PLAYS

- Alex Hemenway successfully completed a four-point play against Miami (Ohio) (Dec. 14).
- Hemenway came around a screen and knocked down a triple with contact at the 8:32 mark and made the subsequent free throw.
- It was Clemson's first four-point play since Shelton Mitchell completed one on Feb. 20, 2019 against Florida State. Mitchell did it in the first half at the 6:45 mark.

CLEMSON TOUGH TO BEAT WHEN ALLOWING 50 OR LESS POINTS

- In Brad Brownell's tenure as head coach at Clemson, the Tigers are a combined 53-2 when they allow 50 or less points to its opponent.
- The Tigers have won their last 32 contests in which they have allowed 50 or less points.
- Clemson routed Pittsburgh 75-48 on Jan. 22 to give Head Coach Brad Brownell his 55th game of allowing 50

CLEMSON BIRTHDAYS

January 22	Naz Bohannon
February 21	PJ Hall
March 1	Ian Schieffelin
March 4	Josh Beadle
April 7	Devin Foster
April 8	Chase Hunter
May 24	Jack Nauseef
May 31	David Collins
June 13	Hunter Tyson
June 17	Alex Hemenway
July 15	Parker Fox
September 28	Al-Amir Dawes
October 3	Nick Honor
October 16	Ben Middlebrooks
November 15	Brad Brownell

points or less to his opponent.

- Clemson added to this total with a dominating 67-50 performance at Virginia (Dec. 22) for its first ACC win of the 2021-22 season.
- Clemson's first in 2021-22 was a 75-48 thrashing of Temple in the quarterfinal round of the Shriners Children's Charleston Classic.
- The third time in ACC play last season and fifth time overall, the Tigers allowed just 39 points in a 60-39 rout of Wake Forest.
- The second time in ACC play in 2020-21 and fourth time overall, the Tigers allowed 50 points or less in 63-50 win over North Carolina.
- The 50 points allowed to the Tar Heels last season was the fewest in the series since 1985 and tied for the fewest allowed since 1940.
- The Tigers also held Louisville to 50 or less in a 54-50 victory over No. 25 Louisville (Jan. 27, 2021).
- For the second time in 2020-21, the Tigers held their opponent to less than 50 points. Clemson held SC State to just 38 points in the Tigers' home opener.
- In the 2020-21 season opener, the Tigers held Mississippi State to just 42 points in an 11-point victory.
- In 2018-19 the Tigers held Jacksonville to just 39 total points (only 11 in the second half) en route to a 68-39 victory last season.
- In just the Tigers' second game of the 2019-20 season, they held Presbyterian to just 45 points, marking the first time this season they have held an opponent under the 50-point threshold.
- Clemson went 4-0 during 2018-19 in such games.
- The Tigers topped Pittsburgh with a 62-48 victory on the road on Feb. 27.
- Clemson rolled Georgia Tech on the road on Feb. 6, 65-42, and clinching the fewest points allowed in consecutive ACC games in Clemson history.
- The Tigers dominated Wake Forest on Feb. 3, 64-37, holding the Demon Deacons to the lowest point total allowed in an ACC game under Brownell.
- The 37 points ties Georgia Tech from a Feb. 21, 2012, 56-37, Tiger victory.
- The 40th win came on Nov. 20 in the Cayman Islands Classic semifinals with a 64-49 win over Georgia.
- The only losses on the record are losses to Virginia (49-47, Feb. 2, 2011) and Miami (45-43, Feb. 17, 2013).

CLEMSON'S RECORD IN GAMES ALLOWING 50 POINTS OR LESS (UNDER BROWNELL)

Year	Record
2010-11	6-1
2011-12	7-0
2012-13	6-1
2013-14	9-0
2014-15	3-0
2015-16	4-0
2016-17	2-0
2017-18	2-0
2018-19	4-0

TEAM NOTES

2019-20	2-0
2020-21	5-0
2021-21	3-0
RECORD	53-2

SEASON OPENING DOMINANCE

- With a win over Presbyterian on Nov. 9, Clemson has won 36-out-of-37 games to open a season, which dates back to the 1985-86 season.
- Head coach Brad Brownell is 11-1 in season openers at Clemson.

CLEMSON'S TRANSFER PRODUCTION

- Head Coach Brad Brownell added two highly experienced and productive transfers during the offseason.
 - The Tigers welcomed David Collins (South Florida) and Naz Bohannon (Youngstown State) into the fold for the 2021-22 season.
 - Both players have had ultra-impressive careers to this point, combining for 2,776 total points.
 - That point total is ninth-best in the nation for the 2021-22 class of transfers as it pertains to new schools.
- Stats are prior to games played in 2021-22*

NCAA 2021-22 CLASS (DIVISION I ONLY)

Rk	School	Number of Transfers	Career Points
1.	Arkansas	6	4,125
2.	Florida	4	3,882
3.	SMU	4	3,733
4.	Penn State	4	3,577
5.	Kentucky	4	3,538
6.	Georgia	5	3,354
7.	Utah	6	3,175
8.	Arizona State	3	3,132
9.	Clemson	2	2,776
10.	Washington State	3	2,743
11.	Stony Brook	3	2,497
12.	TCU	7	2,481
13.	USF	7	2,337

IT'S IN THE CLEMSON FAMILY

- Head Coach Brad Brownell added new staff this season, including Assistant Coach Kareem Richardson and Special Assistant to the Head Coach Jeff Reynolds.
- While Coach Brownell was a graduate assistant at the University of Evansville, he was involved to a degree in the recruitment of current Assistant Coach Kareem Richardson.
- For a recruiting visit, Brownell drove from Evansville to Richardson's house in Rantoul, Ill. He drove him and his family to the airport and then drove back to Evansville.
- Although Richardson began his career at East Carolina, he later transferred to Evansville, at which point Brownell was a member of the coaching staff at UNC Wilmington.
- Brownell jokes now that he finally recruited Coach Richardson when he hired the veteran coach this past summer.
- Coach Reynolds enters his first season at Clemson with four decades of experience at the collegiate level.
- Reynolds will be on staff for Hunter Tyson's senior season, which provides a special overlap for him.
- While the head coach at Wingate University, Reynolds coached Tyson's father, Jonathan.
- Jonathan Tyson was an All-State selection by USA Today in 1997 and posted a then record of 1,650 points at Sun Valley High in Monroe, N.C.
- The elder Tyson was a two-time South Atlantic Conference Second Team selection in 1999-00 and a First Team selection 2000-01.
- During Tyson's player career under Reynolds, Wingate won two conference championships and advanced to the second round of two NCAA Division II Tournaments.
- While Reynolds was an assistant at UNCG in 1995, he recruited the Tigers' second all-time leading scorer and current Director of Player Development Terrell McIntyre. Needless to say, Reynolds is happy to finally be working

with McIntyre.

- Current undergraduate manager Conner Pederson is the son of former basketball manager and current Lander women's basketball Head Coach Kevin Pederson.
- Conner is in his sophomore year and second working with the men's program. His sister, Clary, works with the women's program as a freshman.
- Conner's mom, Adair, was as student worker in the sports information office for longtime SID and current basketball radio analyst Tim Bourret. Adair's father, Gary Clary, worked as a student in sports information for legendary SID Bob Bradley.

CLEMSON CONSISTENTLY EXCEEDING PRESEASON EXPECTATIONS

- The Tigers were picked to finish 11th in the ACC this season, as voted on by selected media members.
- Clemson has exceeded the preseason poll projection eight times in Head Coach Brad Brownell's 11 full seasons leading the program.
- With a 10-6 record last year, Clemson finished the season in a tie for fifth place in the ACC standings entering games. The Tigers were picked 10th in the preseason vote by the Atlantic Coast Conference Media – a five-place improvement over the preseason prediction.
- Brad Brownell's team had the second-best standing relative to its preseason prediction. Only Virginia Tech was better, standing eight spots ahead of its preseason prediction. Virginia Tech was 11th in the preseason media poll and finished in third.
- Brownell's teams have finished equal to or better than its preseason prediction by the ACC media in eight-of-his-previous 11 years. That includes a 10-place improvement in 2017-18 when the Tigers were picked 13th in the preseason and finished third.
- That is the all-time record improvement in ACC history from the preseason to the postseason. That team also reached the Sweet 16 of the NCAA Tournament and Brownell was named the National College Coach of the Year by *Sports Illustrated*.
- As you can see by the chart below, his 2013-14 finished eighth spots ahead of its prediction and the 2015-16 team was five spots better.

CLEMSON ACC STANDING RELATIVE TO PRESEASON RANKING UNDER HEAD COACH BRAD BROWNELL

Year	Preseason	Final Record	Rank	+/-
2020-21	10th	10-6	5th	+5
2019-20	11th	9-11	8th	+3
2018-19	6th	9-9	9th	-3
2017-18	13th	11-7	3rd	+10
2016-17	11th	6-12	12th	-1
2015-16	12th	10-8	7th	+5
2014-15	11th	8-10	9th	+2
2013-14	14th	10-8	6th	+8
2012-13	8th	5-13	11th	-3
2011-12	7th	8-8	7th	E
2010-11	7th	9-7	4th	+3

BOLD signifies years that Clemson finished at least even with preseason rank.

IN THE RAFTERS: CLEMSON HONORING LITTLEJOHN LEGENDS

- Clemson basketball has a rich history of incredible moments, jaw-dropping plays and legendary players. The basketball programs, IPTAY and the Block C Club have come together to recognize some of the most iconic members of the Clemson Basketball Family by hanging their jerseys from the rafters.
- The inaugural group will be celebrated throughout the 2021-22 campaign. Men's Basketball alumnus Jordan Roper, now a member of the IPTAY staff, spearheaded the initiative.
- The inaugural group of retired jerseys includes: Horace Grant, Trevor Booker, Dale Davis, Elden Campbell, Terrell McIntyre, Tree Rollins, Sharone Wright, Larry Nance,

Banks McFadden, Greg Buckner and Jaron Blossomgame.

- The 11 from the men's program have combined for five NBA championships and a Slam Dunk Champion (Horace Grant – Four titles, Elden Campbell – One title, Larry Nance – Slam Dunk Champion). Ten of the members have scored 1,000 points and seven are in the Top 10, including Campbell and McIntyre – the only two members to eclipse 1,800 career points. McIntyre is currently on the men's basketball staff as the director of player development.

CLEMSON ADDS THREE TO PROGRAM ON NATIONAL SIGNING DAY

- Head Coach Brad Brownell and his staff added three players to the Clemson University men's basketball program. **Chauncey Wiggins** (Covington, Ga./Grayson), **Chauncey Gibson** (Dallas, Texas/Kimball) and **RJ Godfrey Jr.** (Suwanee, Ga./North Gwinnett) all signed letters of intent to play for the Tigers beginning in 2022-23.
- Wiggins is a 6-9, 205-pound forward from Covington, Ga. and is rated a three-star prospect, according to 247Sports and Rivals. Wiggins averaged 12.1 points, 6.6 rebounds, 2.3 assists, 1.2 steals and 1.8 blocks per game last season for Grayson. He was high school teammates with current Tiger Ian Schieffelin (Loganville, Ga./Grayson).
- Wiggins is ranked as the fourth-best player in the 2022 class from the state of Georgia and is a Top 150 player according to 247Sports.
- Wiggins chose Clemson over NC State, Georgia, South Florida and Maryland.
- Gibson is a 6-5, 190-pound combo guard from Dallas, Texas and is rated as a three-star prospect by 247Sports and Rivals. Gibson averaged 17.6 points, 7.0 rebounds and 5.0 assists per game last season for Kimball High School.
- Gibson is listed as the No. 23 player in the state of Texas by Blue Zurtuche and Texas Basketball Review.
- He chose Clemson over SMU, Old Dominion and Texas Tech.
- Godfrey Jr. is a 6-7, 225-pound forward from Suwanee, Ga. and is rated as a three-star prospects by 247Sports (#130) and Rivals (#135). Godfrey averaged 16.0 points, 9.0 rebounds, 4.0 assists and 3.0 blocks per game last season. He is the rated the No. 5 player in the state of Georgia.
- His father, Randall Godfrey, is an 11-year NFL veteran who played linebacker for the Dallas Cowboys, Tennessee Titans, Seattle Seahawks, San Diego Chargers and the Washington Football Team.
- Godfrey chose Clemson over Ole Miss, Texas Tech, Georgia Tech, Utah and Georgia.

BRAD BROWNELL WINS 100TH GAME AGAINST ACC OPPONENT

- Head Coach Brad Brownell won his 100th game against an ACC team with a 77-62 win over Pittsburgh (March 6, 2021).
- That is 41 more wins than the next closest coach in Clemson history. Cliff Ellis had 59 wins in 159 tries from 1985-94.

CLEMSON WHEN ALLOWING 40 OR LESS POINTS

- Clemson has allowed 40 points or less on 10 occasions during Brownell's tenure as head coach.
- The Tigers have accomplished this feat twice during ACC play, while the other eight contests have been out-of-conference games.
- Clemson notched its first of the 2020-21 season with a 75-38 beating of SC State on Dec. 2.
- The Tigers' second of the 2020-21 season came in dominant fashion on the road at Wake Forest.
- The 39 points surrendered to the Demon Deacons were the second-fewest they have scored at home in the

TEAM NOTES

ACC Era (since 1953).

CLEMSON'S RECORD IN GAMES ALLOWING 40 POINTS OR LESS (UNDER BROWNELL)

Date	Opponent	Site	W/L	Score
Feb. 21, 2021	Wake Forest	A	W	60-39
Dec. 2, 2020	SC State	H	W	75-38
Dec. 20, 2019	Jacksonville	H	W	68-39
Feb. 3, 2018	Wake Forest	H	W	64-37
Nov. 13, 2015	NC Central	H	W	74-40
Dec. 14, 2013	Furman	H	W	71-35
Nov. 29, 2013	Coastal Carolina	H	W	69-40
Nov. 13, 2013	Delaware State	H	W	58-37
Feb. 21, 2012	Georgia Tech	A	W	56-37
Dec. 17, 2011	Winthrop	H	W	60-40
Dec. 17, 2010	Savannah State	H	W	61-40

RECORD 11-0

CLEMSON'S DEFENSE UNDER BROWNELL

- Clemson's defense last season was otherworldly as they utilized their depth to pick teams up in the full court.
- Head Coach Brad Brownell is known for his meticulous tactics defensively, and it's a reason why of all full seasons played during the ACC Era, Brownell's teams are prevalent.
- Seven of his teams are in the Top 10 in Clemson history when it comes to scoring defense.
- Nine of his 10 full seasons are in the Top 20 in Clemson history.
- The scoring defense last season (61.9) finished second in the ACC and 12th in the nation.

CLEMSON'S TOP SCORING DEFENSIVE SEASONS

Rk	Year	Head Coach	Scoring Defense
1.	2013-14	Brad Brownell	58.4
2.	2012-13	Brad Brownell	60.1
3.	2011-12	Brad Brownell	60.6
4.	2010-11	Brad Brownell	61.4
5.	1996-97	Rick Barnes	61.5
6.	2020-21	Brad Brownell	61.9
7.	2014-15	Brad Brownell	62.2
8.	1994-95	Rick Barnes	62.5
9.	1995-96	Rick Barnes	63.0
10.	2018-19	Brad Brownell	63.9
11.	2019-20	Brad Brownell	64.1
12.	1958-59	Press Maravich	64.2
13.	1999-00	Larry Shyatt	64.4
14.	1998-99	Larry Shyatt	64.4
15.	2015-16	Brad Brownell	64.5
16.	2009-10	Oliver Purnell	64.5
17.	1981-82	Bill Foster	65.2
18.	1997-98	Rick Barnes	65.3
19.	1978-79	Bill Foster	65.6
20.	2006-07	Oliver Purnell	65.7
21.	2017-18	Brad Brownell	65.9

HOLDING OPPONENTS TO 15 POINTS OR LESS IN A SINGLE HALF (BROWNELL ERA)

Date	Site	Half	Opponent	Points	Final
2-24-21	A	1st	Wake Forest	15	W, 60-39
12-9-20	H	1st	Maryland	15	W, 67-51
2-15-20	H	1st	Louisville	14	W, 77-62
12-20-19	H	2nd	Jacksonville	11	W, 68-39
12-15-15	H	2nd	Presbyterian	15	W, 69-41
11-8-13	H	1st	Stetson	15	W, 71-51
2-14-13	A	1st	Georgia Tech	15	W, 56-53
11-11-11	H	2nd	Gardner-Webb	15	W, 65-44

LIT TLEJOHN COLISEUM

- The Tigers are 60-18 (.769) dating back to the beginning of the 2017-18 season on their home floor.
- Since the inception of the newly renovated Littlejohn Coliseum (2016-17 season), the Tigers are 69-24 overall (.742 percent).
- In non-conference regular season games, the Tigers are 33-3 during that span (.917 percent).
- In total non-conference games, including home NIT games, the Tigers are 34-5 (.872 percent).

CLEMSON SEASON BREAKDOWN BY UNIFORM

- In 2017-18 the Tigers debuted three new jerseys to their arsenal, including a new version of its home white and road orange uniform. They also debuted purple, anthracite and throwback jerseys.
- Clemson wore its 2017-18 home whites the most last season, wearing them for 19-out-of-their-32 regular season games.
- With the exception of one home game in which Clemson wore 1990's throwback home white uniform against Pittsburgh, the Tigers wore its 17-18 home whites on the road in a 14-point win at Ohio State. The Buckeyes wore all red that night.
- They also wore white during their two-point triumphant comeback win over then No. 22-ranked Florida on Dec. 16 in the Orange Bowl Classic.
- 18 of the Tigers' 25 wins in 2017-18 came while wearing their home whites.

CLEMSON'S RECORD BY UNIFORM (17/18-pres.)

Uniform	Times Worn	Wins	Losses
Home White	81	65	16
Road Orange	51	21	30
90's Throwback Home White	11	4	7
Purple	6	1	5
Anthracite	4	1	3

0 JOSH BEADLE

Fr. | Guard | 6-3 | 180
Columbia, S.C. | Cardinal Newman



» CAREER HIGHS		
Points	--	--
Rebounds	--	--
Assists	--	--
Steals	--	--
FG Made	--	--
3FG Made	--	--
FT Made	--	--
Minutes	--	--

» ABOUT JOSH BEADLE	
Born March 4, 2003	
Hometown Columbia, S.C.	
High School Cardinal Newman High School	
Major Pre-Business	

» 2021-22 GAME-BY-GAME

OPPONENT	FG	PCT.	3FG	PCT.	FT	PCT.	OR-DR-TOT	PF	A	TO	BLK	STL	PTS	MIN
Presbyterian	DNP													
Wofford	DNP													
Bryant	DNP													
vs. Temple	DNP													
vs. [22] St. Bonaventure	DNP													
West Virginia	DNP													
Charleston Southern	DNP													
at Rutgers	DNP													
at Miami	DNP													
vs. Drake	DNP													
Miami (Oh.)	DNP													
South Carolina	DNP													
at Virginia	DNP													
Duke	PPD.													
Virginia	DNP													
at NC State	DNP													
at Notre Dame	DNP													
Boston College	DNP													
at Syracuse	DNP													
Pittsburgh	DNP													
[9] at Duke	DNP													
Florida State	DNP													
at Georgia Tech	DNP													
North Carolina	DNP													
[7] Duke	DNP													
Notre Dame	DNP													
at Florida State	DNP													
at Louisville	DNP													
Wake Forest	DNP													
at Boston College	DNP													
Georgia Tech	DNP													
Virginia Tech														

* - Game Started; [] AP Ranking

» NOTES

BEADLE TO REDSHIRT 2021-22 SEASON

- It was announced on Monday, Nov. 15 that freshman Josh Beadle would redshirt the current season.

BEFORE CLEMSON

- Rated as a three-star prospect, according to 247Sports and Rivals.
- Beadle averaged 16.9 points, 6.2 rebounds, 3.8 assists and 1.4 steals per game last season for Cardinal Newman.
- Beadle won back-to-back SCISA Class 3A championships at Cardinal Newman and led the team in scoring last season. Beadle eclipsed the 1,000-point mark for his career.
- Over the last three seasons, Beadle has shot better than 50.0 percent from the floor, including 40.0 percent from three and over 70.0 percent from the free throw line. He is a three-time All-Region and All-State player, while also being named to several All-Tournament teams and earning multiple All-Star selections.
- Beadle chose Clemson over Wake Forest and VCU.


“Josh is a combo guard with speed and athleticism who can affect the game in both the full and half court. Josh has very good basketball instincts which allow him to make plays for himself and others. I love to add guys to our program who are winners and Josh has won back-to-back state titles at Cardinal Newman. He’s an impressive young man, serving as his senior class president in high school. We expect Josh to have a prominent leadership role in our program.”

» CAREER STATS

Year	GP	GS	Min.	Field Goals			3-PT			FT	FTA	Pct.	Rebounds				PF	DQ	A	TO	Blk	Stl	Pts.	Avg.
				FG	FGA	Pct.	FG	FGA	Pct.				OR	DR	TOT	Avg.								
2021-22																								
TOTAL																								

REDSHIRT

1 IAN SCHIEFFELIN



Fr. | Forward | 6-7 | 225
Loganville, Ga. | Grayson

» CAREER HIGHS

Points	12	vs. North Carolina	2/8/22
Rebounds	10	vs. Duke	2/10/22
Offensive Rebounds	2	6x, last at Boston College	2/26/22
Assists	3	vs. Duke	2/10/22
Steals	2	vs. Notre Dame	2/12/22
Blocks	1	3x, last vs. Wake Forest	2/23/22
FG Made	4	2x, last vs. Wake Forest	2/23/22
3FG Made	1	4x, last vs. North Carolina	2/8/22
FT Made	4	at Boston College	2/26/22
Minutes	28	vs. Wake Forest	2/23/22

» ABOUT IAN SCHIEFFELIN

Born March 1, 2003
Hometown Loganville, Ga.
High School Grayson High School
Major Pre-Business
Fun Fact Played high school basketball with 2022 Clemson signee Chauncey Wiggins

» 2021-22 GAME-BY-GAME

OPPONENT	FG	PCT.	3FG	PCT.	FT	PCT.	OR-DR-TOT	PF	A	TO	BLK	STL	PTS	MIN
Presbyterian	0-0	.000	0-0	.000	0-0	.000	0-1-1	2	0	1	0	0	0	4
Wofford	0-1	.000	0-0	.000	2-3	.667	1-1-2	2	0	0	0	0	2	7
Bryant	3-3	1.000	0-0	.000	0-2	.000	2-2-4	1	1	0	0	1	6	15
vs. Temple	2-4	.500	1-1	1.000	0-0	.000	0-1-1	1	0	0	0	1	5	9
vs. [22] St. Bonaventure	1-1	1.000	1-1	1.000	1-1	1.000	0-1-1	1	0	0	0	0	3	6
West Virginia	0-0	.000	0-0	.000	0-0	.000	0-0-0	0	0	0	0	0	0	3
Charleston Southern	1-2	.500	1-2	.500	0-0	.000	2-2-4	0	1	1	0	0	3	14
at Rutgers	1-2	.500	0-0	.000	1-2	.500	1-0-1	2	0	0	0	0	3	6
at Miami	DNP													
vs. Drake	DNP													
Miami (Oh.)	1-2	.500	0-0	.000	0-0	.000	1-0-1	1	0	1	0	1	2	4
South Carolina	0-0	.000	0-0	.000	2-2	1.000	0-0-0	1	1	0	0	0	2	6
at Virginia	3-4	.750	0-1	.000	0-0	.000	0-1-1	4	1	0	0	0	6	8
Duke	PPD.													
Virginia	0-1	.000	0-0	.000	1-2	.500	0-0-0	1	1	0	0	0	1	7
at NC State	0-1	.000	0-0	.000	0-0	.000	0-0-0	1	0	0	0	0	0	2
at Notre Dame	0-1	.000	0-0	.000	0-0	.000	1-3-4	2	3	0	0	0	0	10
Boston College	0-1	.000	0-1	.000	0-0	.000	0-1-1	1	2	0	0	0	0	6
at Syracuse	1-2	.500	0-0	.000	0-0	.000	0-2-2	0	2	1	0	0	2	10
Pittsburgh	0-0	.000	0-0	.000	0-0	.000	2-0-2	1	0	0	0	0	0	5
[9] at Duke	DNP													
Florida State	0-2	.000	0-0	.000	0-0	.000	2-3-5	1	0	1	1	0	0	10
at Georgia Tech	2-5	.400	0-1	.000	0-0	.000	1-2-3	1	0	0	1	0	4	13
North Carolina	4-6	.667	1-1	1.000	3-3	1.000	1-1-2	2	1	0	0	0	12	18
* [7] Duke	1-3	.333	0-2	.000	3-4	.750	1-9-10	3	3	1	1	0	5	27
* Notre Dame	3-5	.600	0-0	.000	0-0	.000	2-7-9	0	1	1	0	2	6	21
* at Florida State	0-1	.000	0-0	.000	0-0	.000	0-1-1	4	0	2	0	1	0	11
* at Louisville	3-10	.300	1-3	.333	0-0	.000	2-2-4	4	1	4	0	0	7	26
* Wake Forest	4-10	.400	0-1	.000	2-4	.500	1-4-5	5	2	2	1	0	10	28
* at Boston College	0-6	.000	0-2	.000	4-4	1.000	2-3-5	4	2	2	0	1	4	26
* Georgia Tech	3-7	.429	0-0	.000	0-0	.000	1-5-6	1	1	3	1	0	6	24
Virginia Tech														

* - Game Started; [] AP Ranking

» NOTES

CHEF'S CAREER NIGHT VS. UNC

- Ian Schieffelin set a new career-best with 12 points on 4-for-6 shooting. His four made field goals were a career-high.
- He tied his career high with one made 3-pointer and one assist, while setting a career mark with three made free throws against the Tar Heels.

EFFICIENT OUTING AT VIRGINIA

- Ian Schieffelin tied his career-high with six points on 3-for-4 shooting in a win over Virginia (Dec. 22).
- Schieffelin played eight minutes and score six points, grabbed one rebound and dished one assist.

CHEF BREAKS OUT VS. BRYANT

- Ian Schieffelin broke out against Bryant on Nov. 15. Schieffelin scored six points and was a perfect 3-for-3 from the field.
- The freshman also posted a season-high four rebounds, including two on the offensive glass.
- He added an assist and a steal against the Bulldogs.

BEFORE CLEMSON

- Rated as a three-star prospect, according to 247Sports and Rivals.
- Schieffelin averaged 12.0 points, 12.0 rebounds and 3.0 blocks per game last season for Grayson, a top-ranked program in Georgia. Last year they finished ranked 10th in the country and were No. 1 among public schools.
- As a sophomore, Schieffelin averaged 10.1 points, 7.7 rebounds and 1.0 block per game, while helping lead Grayson to a 25-4 record and a Region 8-AAAAAAA championship.
- Schieffelin chose Clemson over Virginia Tech and Dayton.

"Ian is a versatile front court player who impressed our coaching staff with his toughness and competitive spirit. He is an outstanding passer and rebounder who can play well both in the post and on the perimeter. Ian was a talented multi-sport athlete when he was younger, but his focus on basketball has grown his game tremendously, showing an exceptional AAU season this past spring."

» CAREER STATS

Year	GP	GS	Min.	Field Goals			3-PT			FT			Rebounds				PF	DQ	A	TO	Blk	Stl	Pts.	Avg.
				FG	FGA	Pct.	FG	FGA	Pct.	FT	FTA	Pct.	OR	DR	TOT	Avg.								
2021-22	27	7	329	33	80	.413	5	16	.313	18	26	.692	23	52	75	2.8	46	1	23	20	5	7	89	3.3
TOTAL	27	7	329	33	80	.413	5	16	.313	18	26	.692	23	52	75	2.8	46	1	23	20	5	7	89	3.3

2 AL-AMIR DAWES



Jr. | Guard | 6-2 | 182

Newark, N.J. | The Patrick School

» CAREER HIGHS

Points	22	at Boston College	2/22/20
Rebounds	8	vs. Virginia	2/5/20
Assists	6	2x, last vs. Colorado	11/26/19
Steals	3	4x, last at NC State	1/8/22
FG Made	8	at Boston College	2/22/20
3FG Made	6	3x, last at Louisville	2/19/22
FT Made	9	vs. NC State	1/4/20
Minutes	38	vs. St. Bonaventure	11/19/21

» ABOUT AL-AMIR DAWES

Born September 28, 2001
Hometown Newark, N.J.
High School The Patrick School
Major Communications
 » ESPN Top 100 Prospect, 247Sports Top 150 Prospect, Rivals Top 150 Prospect.
 » Chose Clemson over Providence, Seton Hall, St. John's and UCONN.

» 2021-22 GAME-BY-GAME

OPPONENT	FG	PCT.	3FG	PCT.	FT	PCT.	OR-DR-TOT	PF	A	TO	BLK	STL	PTS	MIN
* Presbyterian	7-16	.438	4-9	.444	3-3	1.000	0-0-0	0	2	3	0	1	21	36
* Wofford	3-6	.500	3-5	.600	4-5	.800	0-5-5	3	1	3	0	0	13	25
* Bryant	3-5	.600	3-5	.600	2-2	1.000	0-5-5	0	0	1	0	1	11	29
* vs. Temple	1-4	.250	1-3	.333	0-0	.000	0-4-4	1	3	3	0	0	3	29
* vs. [22] St. Bonaventure	2-11	.182	2-7	.286	0-0	.000	1-6-7	2	2	1	0	1	6	38
* West Virginia	6-9	.667	3-5	.600	3-4	.750	0-5-5	1	2	6	0	2	18	35
* Charleston Southern	6-8	.750	3-5	.600	1-1	1.000	1-6-7	2	2	1	0	0	16	28
* at Rutgers	2-7	.286	2-4	.500	0-0	.000	0-3-3	0	1	2	0	0	6	34
* at Miami	2-5	.400	2-4	.500	0-0	.000	0-1-1	2	4	3	0	0	6	24
* vs. Drake	5-12	.417	3-7	.429	6-7	.857	0-0-0	1	5	0	0	1	19	35
* Miami (Oh.)	5-12	.417	3-6	.500	0-0	.000	1-1-2	2	3	1	1	1	13	36
* South Carolina	2-12	.167	1-9	.111	3-4	.750	0-3-3	2	3	1	0	1	8	23
* at Virginia	3-13	.231	2-9	.222	0-0	.000	0-3-3	1	1	1	0	2	8	35
Duke	PPP:													
* Virginia	3-6	.500	2-5	.400	0-0	.000	0-0-0	2	1	2	0	0	8	35
* at NC State	6-10	.600	2-2	1.000	2-2	1.000	0-5-5	1	2	2	0	3	16	37
* at Notre Dame	2-11	.182	2-10	.200	0-0	.000	0-2-2	1	2	1	0	0	6	29
* Boston College	7-12	.583	3-7	.429	0-0	.000	0-2-2	0	0	2	0	1	17	34
* at Syracuse	2-7	.286	2-7	.286	0-0	.000	0-0-0	2	5	1	0	1	6	20
* Pittsburgh	6-9	.667	5-8	.625	2-2	1.000	0-4-4	3	3	1	0	1	19	25
* [9] at Duke	2-5	.400	2-4	.500	0-0	.000	0-0-0	1	5	1	0	2	6	24
* Florida State	2-9	.222	0-6	.000	0-0	.000	0-3-3	1	3	3	0	3	4	27
* at Georgia Tech	6-11	.545	6-10	.600	0-0	.000	0-2-2	2	2	4	0	2	18	28
* North Carolina	3-6	.500	2-4	.500	2-2	1.000	0-2-2	2	3	1	0	1	10	34
* [7] Duke	1-7	.143	1-4	.250	4-5	.800	0-4-4	0	4	0	0	0	7	33
* Notre Dame	0-6	.000	0-4	.000	0-0	.000	0-2-2	0	1	1	0	1	0	25
at Florida State	5-13	.385	4-11	.364	4-4	1.000	0-1-1	1	1	2	0	2	18	22
at Louisville	6-11	.545	6-10	.600	0-0	.000	1-6-7	1	2	1	0	0	18	30
Wake Forest	5-11	.455	3-8	.375	6-6	1.000	0-2-2	0	4	0	0	0	19	29
at Boston College	5-11	.455	4-8	.500	2-2	1.000	0-4-4	3	1	1	0	0	16	32
Georgia Tech	3-10	.300	2-8	.250	0-0	.000	0-2-2	0	0	1	0	2	8	28
Virginia Tech														

* - Game Started; [] AP Ranking

» NOTES

DAWES' 4 GAMES (FEB. 19-26)

- Al-Amir Dawes is averaging 17.8 points, 3.5 rebounds and 2.0 assists per game.
- He has shot 45.7 percent from the floor, 45.9 percent from three and 1.000 percent at the line.
- He scored 18 at Florida State, 18 at Louisville, 19 vs. Wake Forest and 16 at Boston College.

HOT START TO THE 21-22 CAMPAIGN

- Al-Amir Dawes scored 21 points in Clemson's season opening win against Presbyterian and followed it up with 13 points against Wofford.
- Dawes finished 7-of-16 from the floor, including four threes and a perfect 3-for-3 from the foul line against the Blue Hose.
- It marked his third 20-point game of his career and just one point shy of matching his career-high.
- In two-plus seasons, Dawes has now posted 39 double-digit scoring games.

TWENTY OFF THE BENCH

- Al-Amir Dawes scored a season-best 21 points off the bench in a win over Pittsburgh (March 6, 2021).
- It marked the first time a Tiger scored 20 off the bench since Hunter Tyson scored a then-career-high 20 points in an 87-65 victory over Detroit Mercy (Nov. 17, 2019).
- Prior to Tyson, Marcquise Reed returned from a knee injury and scored 20 in a brace in a win at South Carolina (Dec. 22, 2018).

DAWES OVER HIS LAST FIVE IN 20-21

- Al-Amir Dawes lit it up over his last five contests of the 2020-21 season heading into the NCAA Tournament, averaging 13.0 points, 2.6 assists and 2.0 rebounds per game.
- Dawes was shooting 62.2 percent (23-37) from the field and an ultra-impressive 63.6 percent (14-22) from three over that stretch.
- Dawes tallied a season-high 21 points in a win over Pittsburgh to finish the regular season.
- It marked his second career 20-point game and third-straight in double-figures.
- The seven made field goals, five made threes and five assists against Pitt were all season highs.

DAWES LIGHTS IT UP AGAINST MIAMI

- Al-Amir Dawes scored a season-high 19 points on an extremely efficient 7-for-9 from the floor, including a perfect 4-for-4 from three point range.
- Dawes shared the team-lead in points with Aamir

» CAREER STATS

Year	GP	GS	Min.	Field Goals			3-PT			Rebounds			Avg.	PF	DQ	A	TO	Blk	Stl	Pts.	Avg.			
				FG	FGA	Pct.	FG	FGA	Pct.	FT	FTA	Pct.										OR	DR	TOT
2019-20	31	26	926	93	244	.381	48	151	.318	45	57	.789	6	81	87	2.8	55	1	76	78	1	30	279	9.0
2020-21	24	15	612	75	178	.421	43	109	.394	23	31	.742	9	40	49	2.0	27	0	45	39	4	21	216	9.0
2021-22	30	25	901	111	275	.404	78	194	.402	44	49	.898	4	83	87	2.9	37	0	68	50	1	29	344	11.5
TOTAL	85	66	2439	279	697	.400	169	454	.372	112	137	.818	19	204	223	2.6	119	1	189	167	6	80	839	9.9

Simms, while tying a career-high in steals with three.

DAWES PICKING UP WHERE HE LEFT OFF

- Sophomore Al-Amir Dawes got off to a quick start for the Tigers this season, scoring in double-figures in six of the team's first seven contests.
- Dawes scored in double figures in five consecutive games earlier this season, including a season-high 18 points at Virginia Tech (Dec. 15, 2020).
- After starting the season 4-for-19 from 3-point range, Dawes went 12-for-26 over three contests (.462) vs. Virginia Tech, Morehead State and Florida State.

DAWES' HOT STREAK IN 19-20

- Dawes had 18 points, including the game-winner with one second left in Clemson's 70-69 win over Florida State.
- Clemson has won five-of-the-last-six games and Dawes led the Tigers in scoring in four of those contests.
- Over those five games, Dawes has averaged 15.0 points, shot 26-53 from the field (.491), 14-of-33 on his three-point attempts (.424) and made 75.0 percent from the line (9-12). He has added 16 assists and seven steals.
- Dawes scored 18 points at Pittsburgh (including 17 in the second half), a game he made 4-of-7 three-point shots and had a career high 22 at Boston College, where he made 6-10 three-point shots.

LEADING IN VICTORY

- Al-Amir Dawes, an All-Freshman candidate in the ACC, scored a career-high 22 points in a rout of Boston College (Feb. 22).
- Dawes finished 8-for-12 from the floor. The eight made field goals are a new career-best.
- Dawes also set a new career-best with six made 3-pointers (6-for-10).
- His career offensive performance came in a season-tying-high 37 minutes.

FUELING VICTORY

- Al-Amir Dawes, an All-Freshman candidate in the ACC last season, scored 17 of his 18 points in the second half to help fuel the Tigers to a 20-point road victory at Pittsburgh.
- Dawes scored nine double-digit point games this season.
- He netted a career-best four 3-pointers against the Panthers, finishing 4-of-7 from behind the arc.
- Overall for the game, Dawes was 5-for-9 from the floor and 4-for-6 from the foul line.
- Dawes' five assists was tied for his second most in a game this season.

CAREER NIGHT REBOUNDING

- Al-Amir Dawes grabbed a season-high eight rebounds in the Tigers' loss to Virginia (Feb. 5).
- The eight rebounds marked the most the freshman guard has corralled this season.
- He had previously collected six boards on two occasions against Virginia Tech and Yale.

DAWES' PERFORMANCE VS. ALABAMA A&M

- Al-Amir Dawes enjoyed a seasons-best game against Alabama A&M this season (Nov. 21).
- Dawes scored a season-high 19 points on a season-high seven made field goals.

BEFORE CLEMSON

- Comes to Clemson as a four-star prospect according to both ESPN and 247Sports. ESPN ranks Dawes No. 95 in its Top 100 for the 2019 signing class.
- He is rated the fifth-best prospect in New Jersey, 15th nationally at the point guard position and 24th overall on the east coast.
- Averaged 15.5 points, 4.3 assists, 3.1 rebounds and 2.1 steals per game on the NIKE EYBL Circuit en route to third-team honors – earning Top 15 recognition.
- Chose Clemson over Providence, Seton Hall, St. John's

and UCONN.

HIGH SCHOOL ACCOLADES

- ESPN Top 100 Prospect
- 247Sports Top 150 Prospect
- Rivals Top 150 Prospect
- Finished Top 15 at NPBA Camp
- Finished Top 3 at Chris Paul's CP3 Camp
- Made Third-Team overall on the Nike EYBL Circuit (meaning he finished Top 15 on the Nike Circuit)

3 CHASE HUNTER



RSo. | Guard | 6-3.5 | 204
Atlanta, Ga. | Westlake

» CAREER HIGH			
Points	23	at Boston College	2/26/22
Rebounds	7	2x, last at Boston College	2/26/22
Assists	5	2x, last at Georgia Tech	2/5/22
Steals	3	vs. Florida State	1/23/21
FG Made	10	vs. Wake Forest	2/23/22
3FG Made	3	2x, last at Miami	12/4/21
FT Made	8	at Boston College	2/26/22
Minutes	34	3x, last at Boston College	2/26/22

» ABOUT CHASE HUNTER	
Born	April 8, 2001
Hometown	Atlanta, Ga.
High School	Westlake
Major Parks, Recreation, Tourism Management	
» 247Sports Top 100 Prospect, ranked No. 4 player in the state of Georgia, ranked No. 14 combo guard in the country according to 247Sports.	
» Chose Clemson over Georgia, Virginia, Oklahoma and Michigan State.	

» 2021-22 GAME-BY-GAME

OPPONENT	FG	PCT.	3FG	PCT.	FT	PCT.	OR-DR-TOT	PF	A	TO	BLK	STL	PTS	MIN
Presbyterian	1-3	.333	0-0	.000	3-4	.750	0-1-1	2	1	0	0	0	5	13
Wofford	0-3	.000	0-2	.000	2-2	1.000	3-0-3	0	1	0	1	0	2	18
Bryant	2-5	.400	0-1	.000	3-4	.750	0-3-3	2	3	0	0	0	7	21
vs. Temple	3-8	.375	0-2	.000	0-0	.000	1-1-2	3	3	2	0	1	6	22
* vs. [22] St. Bonaventure	0-4	.000	0-0	.000	0-0	.000	0-0-0	0	1	0	0	1	0	8
West Virginia	0-1	.000	0-1	.000	1-2	.500	0-2-2	1	1	1	0	0	1	19
Charleston Southern	1-6	.167	0-1	.000	0-0	.000	0-2-2	0	1	2	0	1	2	19
at Rutgers	1-1	1.000	0-0	.000	0-0	.000	1-3-4	2	1	0	0	1	2	14
at Miami	5-7	.714	3-4	.750	2-2	1.000	0-2-2	4	0	0	0	0	15	23
vs. Drake	1-2	.500	0-1	.000	0-0	.000	0-0-0	0	1	0	0	1	2	14
Miami (Oh.)	0-1	.000	0-1	.000	0-0	.000	0-0-0	0	0	1	0	0	0	6
South Carolina	1-2	.500	0-0	.000	1-2	.500	2-3-5	0	0	1	1	0	3	13
at Virginia	0-1	.000	0-1	.000	0-0	.000	0-1-1	1	1	0	0	0	0	11
Duke	PPD.													
Virginia	0-2	.000	0-1	.000	0-0	.000	0-0-0	2	0	0	0	1	0	14
at NC State	3-3	1.000	1-1	1.000	0-0	.000	0-1-1	2	0	1	0	0	7	14
at Notre Dame	3-5	.600	1-2	.500	0-0	.000	2-1-3	4	0	1	1	1	7	22
Boston College	1-3	.333	0-0	.000	0-0	.000	0-1-1	1	0	0	0	0	2	13
at Syracuse	4-8	.500	3-7	.429	0-0	.000	0-2-2	4	3	1	0	0	11	25
* Pittsburgh	4-5	.800	1-1	1.000	4-4	1.000	0-5-5	2	3	0	1	0	13	31
* [9] at Duke	5-10	.500	2-2	1.000	0-0	.000	2-5-7	2	5	1	0	0	12	27
* Florida State	4-6	.667	0-0	.000	4-7	.571	0-2-2	2	0	2	0	0	12	24
* at Georgia Tech	1-7	.143	0-3	.000	2-2	1.000	1-4-5	1	5	3	0	1	4	34
* North Carolina	2-5	.400	0-1	.000	1-2	.500	2-4-6	1	3	3	0	0	5	34
* [7] Duke	5-8	.625	1-2	.500	2-2	1.000	0-4-4	1	2	0	0	1	13	32
* Notre Dame	2-7	.286	1-4	.250	1-2	.500	0-3-3	3	3	0	0	0	6	31
* at Florida State	0-6	.000	0-2	.000	3-4	.750	1-0-1	3	4	2	0	0	3	27
* at Louisville	4-9	.444	1-3	.333	1-1	1.000	1-1-2	3	3	2	0	0	10	31
* Wake Forest	10-12	.833	1-2	.500	0-0	.000	0-4-4	1	2	3	0	2	21	33
* at Boston College	7-9	.778	1-2	.500	8-10	.800	0-7-7	1	0	2	1	1	23	34
* Georgia Tech	1-5	.200	1-2	.500	2-2	1.000	0-4-4	1	4	2	1	1	5	32
Virginia Tech														

* - Game Started; [] AP Ranking

» NOTES

HUGE WEEK FOR HUNTER

- Chase Hunter was the star of the week for the Tigers after posting back-to-back 20-point games against Wake Forest and Boston College.
- Hunter recorded his second 20-point game as a Tiger at Boston College, finishing with a career high 23 points on 7-for-9 shooting, including a career-high eight free throws.
- Hunter recorded his first 20-point game as a Tiger against Wake Forest, finishing with a career high 21 points on a career-best 10 made field goals.

HUNTER'S 7-GAME STRETCH (JAN. 4 - FEB. 2)

- Chase Hunter provided a consistent spark off the Tiger bench over seven contests, which included three starts.
- Hunter was 19-for-30 from the floor (62.5 percent), 6-for-11 from three (54.5 percent), averaged 9.1 points and 3.0 rebounds.
- Hunter scored his fifth double-figure scoring game of the season against Florida State (Feb. 2) with 12 points.

CAREER DAY ON SOUTH BEACH

- Chase Hunter scored a then-career-high 15 points on 5-of-7 shooting against the Hurricanes. Hunter also tied his career-best with three 3-pointers.
- The 15 points scored were the most since his freshman season when he scored 13 against Presbyterian (Nov. 7, 2019).

CAREER HIGH STEALS

- Chase Hunter scored nine points in 16 minutes of action against Florida State (Jan. 23, 2021). He also snagged a career-high three steals in the process.
- He topped his previous season-highs (which also came earlier against FSU), with four field goals and nine points.

HUNTER SUFFERED FOOT INJURY

- Suffered a foot injury earlier in his freshman season that forced him to miss 19 total games.
- Played in two games over that stretch, but made his return on Jan. 18, 2020 at NC State, playing also against Wake Forest and at Louisville.

BEFORE CLEMSON

- Comes to Clemson as a four-star prospect and No. 98 overall in 247Sports' Top 100 for the 2019 class.
- 247Sports ranks Hunter as the No. 4 player in the state of Georgia and the No. 14 combo guard in the country.
- Averaged 15.6 points, 4.1 rebounds, 2.3 assists and 1.8 steals per game as a junior.
- Scored in double-figures in 17-of-22 games and scored

» CAREER STATS

Year	GP	GS	Min.	Field Goals			3-PT			Rebounds			PF	DQ	A	TO	Blk	Stl	Pts.	Avg.				
				FG	FGA	Pct.	FG	FGA	Pct.	OR	DR	TOT									Avg.			
2019-20	9	4	175	17	45	.378	7	23	.304	7	11	.636	1	8	9	1.0	17	0	14	12	0	7	48	5.3
2020-21	24	4	337	28	90	.311	5	35	.143	8	12	.667	6	23	29	1.2	27	0	22	19	3	10	69	2.9
2021-22	30	12	662	71	154	.461	17	49	.347	40	52	.769	16	66	82	2.7	49	0	51	30	6	13	199	6.6
TOTAL	63	20	1174	116	289	.401	29	107	.271	55	75	.733	23	97	120	1.9	93	0	87	61	9	30	316	5.0

» HUNTER NOTES


more than 20 points on eight occasions, including at least 30 points twice.

- On the Under Armour circuit, Hunter averaged 14.0 points, 2.7 assists, 2.5 rebounds and 1.5 steals per game.
- Hunter chose Clemson over Georgia, Virginia, Oklahoma and Michigan State.

HIGH SCHOOL ACCOLADES

- 247Sports Top 100 Prospect
- Ranked No. 4 player in the state of Georgia
- Ranked No. 14 combo guard in the country according to 247Sports

4 NICK HONOR



RSo. | Guard | 5-10 | 195
Orlando, Fla. | Fordham

» CAREER HIGHS

Points	30	at Maine	12/4/18
Rebounds	6	vs. George Washington	3/6/19
Assists	7	2x last vs. Charleston Southern	11/26/21
Steals	4	2x, last at Miami	1/2/21
FG Made	9	vs. Florida International	11/16/18
3FG Made	6	vs. St. Bonaventure	1/12/19
FT Made	7	vs. Florida International	11/16/18
Minutes	42	at Rhode Island	2/16/19

» ABOUT NICK HONOR

Born October 8, 2000
Hometown Orlando, Fla.
High School Lake Highland
Major Communications
 » Committed to make 300 shots daily while sitting out during 2019-20 to stay sharp and get better.
 » Father, Al Honor, was recently named to the "Top 100 Influential People" list in Women's College Basketball by Silver Waves Media.
 » Graduated Clemson on Dec. 16, 2021.

» 2021-22 GAME-BY-GAME

OPPONENT	FG	PCT.	3FG	PCT.	FT	PCT.	OR-DR-TOT	PF	A	TO	BLK	STL	PTS	MIN
* Presbyterian	1-5	.200	0-2	.000	0-0	.000	1-1-2	0	4	1	0	0	2	17
* Wofford	4-10	.400	1-3	.333	2-3	.667	0-2-2	4	4	2	0	5	11	35
* Bryant	6-10	.600	3-6	.500	1-1	1.000	0-0-0	0	7	1	0	1	16	26
* vs. Temple	7-7	1.000	4-4	1.000	1-1	1.000	1-0-1	0	3	0	1	0	19	28
* vs. [22] St. Bonaventure	5-8	.625	2-5	.400	0-0	.000	0-2-2	1	3	1	0	2	12	36
* West Virginia	4-10	.400	2-5	.400	0-0	.000	0-1-1	1	2	2	0	1	10	35
* Charleston Southern	6-10	.600	3-5	.600	2-2	1.000	0-1-1	1	7	0	0	2	17	26
* at Rutgers	2-9	.222	1-5	.200	2-2	1.000	1-2-3	4	2	0	0	1	7	30
* at Miami	3-9	.333	1-4	.250	0-0	.000	1-4-5	1	1	3	0	2	7	33
* vs. Drake	3-10	.300	2-4	.500	4-4	1.000	1-3-4	1	2	2	0	0	12	25
* Miami (Oh.)	2-3	.667	0-1	.000	3-3	1.000	1-0-1	0	2	2	0	0	7	24
* South Carolina	0-7	.000	0-3	.000	2-2	1.000	1-1-2	2	2	1	0	0	2	35
* at Virginia	1-4	.250	1-3	.333	0-0	.000	0-3-3	2	2	0	0	1	3	22
Duke	PPD.													
* Virginia	4-5	.800	2-2	1.000	1-2	.500	0-0-0	1	4	2	0	1	11	29
* at NC State	2-10	.200	0-3	.000	4-4	1.000	0-0-0	1	2	2	1	1	8	33
* at Notre Dame	0-6	.000	0-6	.000	0-0	.000	0-0-0	0	1	0	0	1	0	22
Boston College	3-5	.600	0-1	.000	0-0	.000	1-2-3	3	1	0	0	1	6	23
at Syracuse	3-7	.429	2-5	.400	0-0	.000	0-0-0	1	5	1	0	0	8	26
Pittsburgh	0-4	.000	0-3	.000	2-2	1.000	0-1-1	2	2	1	0	1	2	16
* [9] at Duke	3-7	.429	2-5	.400	0-0	.000	0-1-1	0	2	1	0	2	8	20
Florida State	5-7	.714	2-2	1.000	0-0	.000	0-1-1	4	4	2	0	0	12	22
at Georgia Tech	0-5	.000	0-3	.000	0-0	.000	0-0-0	1	2	1	0	0	0	19
North Carolina	0-2	.000	0-0	.000	2-2	1.000	0-2-2	0	1	0	0	0	2	9
[7] Duke	1-7	.143	0-1	.000	0-0	.000	0-0-0	2	2	0	0	1	2	15
* Notre Dame	4-9	.444	2-5	.400	2-2	1.000	0-0-0	2	2	1	0	0	12	37
* at Florida State	1-7	.143	0-4	.000	2-2	1.000	1-3-4	5	2	1	0	1	4	23
* at Louisville	1-5	.200	0-2	.000	0-0	.000	0-0-0	0	1	1	0	1	2	16
* Wake Forest	5-7	.714	2-3	.667	1-2	.500	0-1-1	0	2	0	0	0	13	26
* at Boston College	3-6	.500	1-4	.250	2-2	1.000	0-0-0	0	1	0	0	0	9	22
* Georgia Tech	2-4	.500	1-3	.333	0-0	.000	0-0-0	0	1	0	0	0	5	14
Virginia Tech														

* - Game Started; [] AP Ranking

» NOTES

CAREER HIGH ASSIST MAN

- Nick Honor notched a career-best in assists during a 93-70 win over Bryant.
- Honor totaled seven dimes to just one turnover in the game. He finished with 16 points and seven assists.
- Honor matched that career-high with seven dimes in a 91-59 rout of Charleston Southern. He finished the game with zero turnovers.

HONOR AND PERFECTION

- Nick Honor finished a 75-48 win over Temple at the Charleston Classic a perfect 7-for-7 from the floor, including 4-for-4 from three and 1-for-1 at the foul line.
- Honor finished with a game-high and season-high 19 points, while scoring 12-straight points at one point early in the second half.
- Perfect from the field on seven field goals tied a high during the Brad Brownell Era.
- Adonis Filer also finished a perfect 7-for-7 in a game against The Citadel (Jan. 13, 2013).

CAREER HIGH DEFENSIVELY

- Nick Honor notched a career-best in a win over Wofford when he totaled five steals. He is just the third Tiger since the 2015-16 season to garner five in a game.
- Tevin Mack came up with five steals against Colgate (Nov. 10, 2019).
- Mack was the first Tiger to garner five steals in a game since Marcquise Reed stole five in a 67-55 win over Syracuse (March 9, 2019). Reed achieved five steals on three separate occasions last season in 2018-19.
- Avry Holmes stole six against Georgia Tech during the 2015-16 season (Feb. 13, 2016). That is the most in a single game during the Brownell Era.

HONOR'S GAME WINNER LONGEST IN LITTLEJOHN HISTORY

- Nick Honor made the longest game winning shot for the Clemson men's basketball team in the history of Littlejohn Coliseum on Feb. 12, 2021 in a 74-72 win over Georgia Tech.
- Honor's three-point shot came with just 1.1 seconds left. The Tigers had gotten possession after Georgia Tech point guard, Jose Alvarado, an 88.0 percent free throw shooter for the season, missed two free throws.
- Honor's shot was roughly four feet behind the three-point line, making the attempt 26 feet. Honor was just the second Clemson player to make a game winning three-point field goal in Littlejohn Coliseum since the

» CAREER STATS

Year	GP	GS	Min.	Field Goals			3-PT			Rebounds			PF	DQ	A	TO	Blk	Stl	Pts.	Avg.				
				FG	FGA	Pct.	FG	FGA	Pct.	FT	FTA	Pct.									OR	DR	TOT	Avg.
2018-19*	32	32	1154	174	467	.373	70	211	.332	71	87	.816	18	58	76	2.4	60	0	95	54	0	28	489	15.3
2019-20																								
2020-21	24	10	560	69	176	.392	40	109	.367	17	23	.739	8	22	30	1.3	34	0	53	24	1	32	195	8.1
2021-22	30	22	748	81	205	.395	34	102	.333	33	36	.917	9	31	40	1.3	39	1	76	28	2	25	229	7.6
CLEMSON	54	32	1307	150	381	.394	74	211	.351	50	59	.847	17	53	70	1.3	73	1	129	52	3	57	424	7.9
TOTAL	86	64	2461	324	848	.382	144	422	.341	121	146	.829	35	111	146	1.7	133	1	224	106	3	85	913	10.6

* Played freshman season at Fordham University

» HONOR NOTES

three-point rule came into effect for the 1986-87 season. The rule was also used for ACC games in 1982-83 from 17 feet, 9 inches.

- The only other Tiger to make a three-point winner inside the last 12 seconds of a game took place on Feb. 15, 2012 when Andre Young made a three-pointer with 11.8 seconds left to give Clemson a 72-69 lead and victory over NC State.
- His shot, taken from right in front of the Clemson bench and was not as long as Honor's attempt.
- The longest game winning shot in Clemson history regardless of site took place on Feb. 19, 1966 when Joe Ayoub made a 45-foot shot (just inside half court) to give Clemson a 76-74 win over NC State in the Charlotte Coliseum during the North-South Doubleheader.
- Ayoub shot just 30.4 percent for that season and made just 14 field goals.

CLEMSON GAME-WINNING 3-POINT SHOTS

Date	Player	Site-Opp.	Time	Final
2-12-21	Nick Honor	H-Georgia Tech	:01.1	74-72
2-15-12	Andre Young	H-NC State	:11.8	72-69
3-2-08	Terrence Oglesby	A-Maryland	:02.3	73-70
12-4-04	Cheyenne Moore	A-South Carolina	:03.4	63-62
12-30-96	Terrell McIntyre	N-Missouri	:12	47-45
2-14-87	Horace Grant	A-Virginia	:02	94-90
2-4-87	Michael Brown	A-Maryland	:08	80-79

Note: Grant's 3-pointer gave Clemson 93-90 lead with two seconds left. Virginia tried to call timeout, but had no timeouts left. Clemson made the technical foul shot and thus the four-point victory margin.

YES, YOUR HONOR

- Nick Honor netted five field goals in consecutive games last season.
- Honor was a combined 10-for-15 from the floor and 7-for-10 from 3-point range during those games.
- One of those seven made threes includes the game-winner against Georgia Tech that he made with 1.1 seconds remaining to top the Yellow Jackets 74-72.
- Trailing 72-71, Tech's Jose Alvarado missed a pair of free throws. Coming back down the floor, set up by an Aamir Simms screen, Honor let an open shot go that banked in just in the nick of time.

HONOR THE THREE

- Nick Honor carried the Tigers to a victory over the Wolfpack of NC State (Jan. 5, 2021).
- Honor scored a game-high 21 points on 8-of-11 shooting from the floor, including 5-for-6 from downtown to ignite a second-half comeback and overtime victory.

SECOND HALF MICROWAVE

- Nick Honor provided a spark off the Tiger bench in back-to-back wins over Morehead State and Florida State in 2020-21.
- Honor scored 27 points in contests against Florida State and Miami, all coming in the second half.
- He shot 8-for-12 from the floor and 6-for-9 from three in those last two second halves.
- At one point against Morehead State, Honor hit three-straight triples for Clemson.

HONOR EARNS ALL-TOURNEY ACCOLADES

- In his first game action as a Tiger, Nick Honor earned Space Coast Challenge All-Tournament honors for his performances against Mississippi State and Purdue.
- Honor scored 17 points on 6-of-10 shooting from the floor, including hitting four triples in a championship win over Purdue.
- He also finished with three assists and a then-career-high four steals.

HONOR'S WAIVER DENIED BY NCAA IN 2019

- Nick Honor transferred from Fordham.
- It was announced that the waiver submitted by Nick

Honor was denied by the NCAA and he sat out the 2019-20 season.

5 HUNTER TYSON



Sr. | Forward | 6-8 | 215
Monroe, N.C. | Piedmont

» CAREER HIGHS

Points	21	vs. Wake Forest	1/21/20
Rebounds	13	vs. South Carolina	12/18/21
Offensive Rebounds	6	vs. South Carolina	12/18/21
Assists	4	vs. Miami (Ohio)	12/14/21
Steals	4	vs. Yale	12/22/19
Blocks	3	vs. Miami (Ohio)	12/14/21
FG Made	9	vs. Wake Forest	1/21/20
3FG Made	5	vs. Detroit Mercy	11/17/19
FT Made	6	vs. South Carolina	12/18/21
Minutes	34	2x, last vs. St. Bonaventure	11/19/21

» ABOUT HUNTER TYSON

Born June 13, 2000
Hometown Monroe, N.C.
High School Piedmont
Major Sports Communications
Fun Fact Father, Jonathan, played at Wingate University for current Special Assistant to the Head Coach Jeff Reynolds

» 2021-22 GAME-BY-GAME

OPPONENT	FG	PCT.	3FG	PCT.	FT	PCT.	OR-DR-TOT	PF	A	TO	BLK	STL	PTS	MIN
* Presbyterian	4-7	.571	2-4	.500	4-5	.800	0-7-7	1	0	2	0	1	14	28
* Wofford	5-10	.500	2-5	.400	0-0	.000	1-4-5	4	0	3	1	1	12	34
* Bryant	8-13	.615	2-3	.667	2-2	1.000	1-4-5	0	1	1	0	0	20	22
* vs. Temple	4-5	.800	2-2	1.000	0-0	.000	0-3-3	2	0	0	0	2	10	29
* [22] vs. St. Bonaventure	4-9	.444	0-3	.000	0-0	.000	0-7-7	2	2	0	0	0	8	34
* West Virginia	3-6	.500	0-2	.000	3-6	.500	0-6-6	2	1	1	1	0	9	29
* Charleston Southern	3-10	.300	1-5	.200	2-2	1.000	3-3-6	1	2	0	0	2	9	23
* at Rutgers	2-9	.222	0-2	.000	6-6	1.000	2-3-5	4	3	1	0	0	10	32
* at Miami	3-6	.500	2-4	.500	2-2	1.000	1-3-4	4	0	1	0	1	10	26
* vs. Drake	1-2	.333	1-2	.333	0-0	.000	0-4-4	3	2	1	0	1	3	23
* Miami (Oh.)	4-9	.444	3-5	.600	2-2	1.000	2-6-8	2	4	0	3	0	13	25
* South Carolina	6-12	.500	0-3	.000	6-9	.667	6-7-13	2	1	2	0	1	18	32
* at Virginia	6-10	.600	3-5	.600	2-2	1.000	0-3-3	3	2	1	0	0	17	28
Duke	PPD.													
* Virginia	5-8	.625	1-3	.333	4-5	.800	3-6-9	3	2	2	2	1	15	30
* at NC State	3-7	.429	0-1	.000	0-1	.000	2-5-7	4	2	2	0	0	6	30
* at Notre Dame	4-8	.500	1-2	.500	3-3	1.000	3-3-6	0	0	2	0	0	12	20
* Boston College	1-5	.200	1-2	.500	1-2	.500	0-6-6	2	0	1	0	3	4	21
* at Syracuse	2-8	.250	0-3	.000	3-4	.750	1-1-2	2	1	0	0	0	7	19
* Pittsburgh	2-6	.333	1-2	.500	1-2	.500	0-2-2	2	1	0	1	0	6	20
* [9] at Duke	6-12	.500	1-3	.333	0-0	.000	4-4-8	3	1	1	0	1	13	28
* Florida State	1-2	.500	1-1	1.000	0-0	.000	1-0-1	0	1	1	0	0	3	9
at Georgia Tech	DNP													
North Carolina	DNP													
[7] Duke	DNP													
Notre Dame	DNP													
at Florida State	DNP													
at Louisville	DNP													
Wake Forest	DNP													
at Boston College	DNP													
Georgia Tech	4-6	.667	0-2	.000	0-0	.000	0-2-2	3	0	1	0	1	8	17
Virginia Tech														

* - Game Started; [] AP Ranking

Head Coach Brad Brownell on Hunter Tyson:

"He's playing like a senior, he's a mature guy, he understands what it takes, he wants to win, he wants to do well, he's been a tremendous kid to coach, he's developed through our program and does everything you ask. He wants to do so well; he wants to continue to lead. He's the leader of our team. He's leading every way possible, by example, by the way he approaches practice, the way he talks to our young guys. He's been a pleasure to coach this year."

» NOTES

TYSON SUFFERS BROKEN CLAVICLE

- Hunter Tyson suffered a broken clavicle on Feb. 2 against Florida State.
- Tyson returned to play on March 2 against Georgia Tech.

100 CAREER GAMES

- Hunter Tyson played in his 100th career game on Saturday, Jan. 22 against Pitt.

DOUBLE-DOUBLE TYSON

- Hunter Tyson finished off his first career double-double against South Carolina (Dec. 18).
- Tyson finished with 18 points and a career-high 13 rebounds. Of his 13 rebounds, a career-best six came on the offensive glass.

TYSON CONSISTENT TO OPEN 21-22

- Hunter Tyson provided a steady array of production up and down the box score to help propel Clemson to a season-opening victory.
- The senior scored 14 points on seven shots, grabbed seven rebounds and added a steal.
- Tyson scored a season-high 20 points against Bryant in a 93-70 win. He finished 8-for-13 from the field.
- Tyson has posted 12 double-digit scoring games this season, while also collecting at least five rebounds in 14-of-20 games.
- He is shooting a career-best from the field (.470).

TYSON'S LAST SIX TO END 20-21 SEASON

- Over his last six contests, Hunter Tyson averaged 11.4 points and 6.6 rebounds.
- He was 23-for-44 (.523) from the floor and 11-for-20 (.550) from 3-point range.
- Tyson was 10-for-13 from the foul line during that stretch.

TYSON DRAWS THREE CHARGES

- Hunter Tyson drew three charges in a win over Pittsburgh (March 6, 2021).
- Three is one off of a Clemson record for a single game.
- Marc Campbell drew four against Georgia Tech in 1983-84.
- Both Bobby Conrad and Marvin Dickerson each drew four in the same game against North Carolina in 1978-79.

CAREER NIGHT ON THE GLASS

- Hunter Tyson came away with a then-career-high 10

» CAREER STATS

Year	GP	GS	Min.	Field Goals			3-PT			Rebounds			PF	DQ	A	TO	Blk	Stl	Pts.	Avg.				
				FG	FGA	Pct.	FG	FGA	Pct.	FT	FTA	Pct.									OR	DR	TOT	Avg.
2018-19	31	0	258	16	63	.254	11	47	.234	6	9	.667	6	26	32	1.0	18	0	12	6	8	2	49	1.6
2019-20	31	3	422	57	128	.445	27	84	.321	29	41	.707	20	72	92	3.0	31	0	11	15	3	17	170	5.5
2020-21	19	12	320	47	101	.465	22	51	.431	27	35	.771	12	67	79	4.2	28	0	6	17	6	9	143	7.5
2021-22	22	21	560	81	170	.476	24	64	.375	41	53	.774	30	89	119	5.4	49	0	26	23	8	15	227	10.3
TOTAL	103	36	1560	201	462	.435	84	246	.341	103	138	.746	68	254	322	3.1	126	0	55	61	25	43	589	5.7

» TYSON NOTES

rebounds in a win over Wake Forest (Feb. 24, 2021).

- Two of his rebounds came on the offensive glass.
- He narrowly missed on his first career double-double, finishing with nine points and 10 rebounds.

BIG GAME HUNTING

- Junior forward Hunter Tyson, a Monroe, N.C. native, scored all 16 of his points in the second half against North Carolina in a 63-50 convincing victory on Feb. 2, 2021.
- Tyson scored nine-straight points to end the game, including 11-of-the-last-13 for the Tigers.
- He finished 5-for-11 from the floor, 2-for-5 from three and a perfect 4-for-4 at the foul line. He grabbed four boards, while collecting two steals, one block and one assist.

HOT START TO 2020-21 SEASON

- Tyson got off to a great start to the season, shooting 54.2 percent from the floor, 46.7 percent from three and 70.0 percent at the line through the first five games of the season.
- Tyson is also rebounding better than any point from earlier in his career, averaging 3.6 boards per game.
- Averaging 14.9 minutes per game, Tyson has provided a much needed boost in the starting lineup and off the bench.
- After missing five games due to injury and another three due to postponements, Tyson returned to the floor against Virginia.
- Tyson finished 3-for-5 from the floor, knocking in a triple, grabbing two rebounds and finishing with seven points in 18 minutes.

TYSON IS KEY OFF TIGER BENCH

- Tyson started to put together solid outings for Clemson off of the bench during the 2019-20 season.
- The Monroe, N.C. native made it back-to-back double-digit scoring games off the bench for Clemson with 10 points in a loss at Georgia Tech.
- Tyson now has six double-digit scoring games last season for the Tigers.
- Tyson provided his fifth double-digit scoring game off the bench for the Tigers in a rout at Boston College (Feb. 22, 2020).
- Tyson was perfect from the floor in all aspects, 4-for-4 from the floor, including 1-for-1 from distance and finished 2-for-2 from the foul line.
- In what was a historic consecutive game stretch for the Tigers, Tyson has provided a boost off the bench.
- Tyson scored seven points in the Tigers' 79-72 victory over No. 3 Duke (Jan. 14, 2020). He finished 2-for-3 from the floor and 2-for-3 from 3-point land.
- In a historic program victory over North Carolina, Tyson knocked down a clutch 3-pointer a mere 13 seconds after checking into the game at the 1:55 mark to help close the gap in the final moments of regulation.
- Tyson has now posted his fourth double-digit scoring game of his career and of the season off the bench.
- Tyson scored 11 points against Yale (Dec. 22, 2019) to collect his fourth double-digit scoring game of his career.
- He also swiped four steals on the night - a new career-high and tied for the second-most in a single game this season with roommate John Newman III.

20-PIECE TYSON

- In just his second career start, Hunter Tyson enjoyed a career-best performance.
- Tyson scored a career-high 21 points on a career-best nine made field goals to help fuel a Tiger victory over Wake Forest (Jan. 21, 2020).
- Tyson was 9-for-13 from the floor and 2-for-5 from distance in the contest, scoring many of his buckets in traffic around the rim, including an emphatic fastbreak two-handed dunk.

- The Monroe, N.C. native grabbed five rebounds, including two on the offensive glass.

TYSON'S 20-PIECE

- Hunter Tyson scored a career-high 20 points in an 87-65 victory over Detroit Mercy (Nov. 17, 2019).
- Tyson became the first Tiger to score 20 points off the bench since Marquise Reed last season at South Carolina (Dec. 22, 2018).
- Tyson's damage came via the 3-point ball. He made a career-best five long balls on 10 attempts, while also connecting on a career-high seven made field goals.

10 BEN MIDDLEBROOKS

Fr. | Forward | 6-10 | 232

Fort Lauderdale, Fla. | Westminster Academy



» CAREER HIGHS

Points	8	at Boston College	2/26/22
Rebounds	9	at Boston College	2/26/22
Offensive Rebounds	4	at Boston College	2/26/22
Assists	2	3x, last vs. Georgia Tech	3/2/22
Blocks	2	vs. Georgia Tech	3/2/22
Steals	2	vs. Wake Forest	2/23/22
FG Made	4	at Boston College	2/26/22
3FG Made	--	--	--
FT Made	2	2x, last vs. Charleston Southern	11/26/21
Minutes	27	at Boston College	2/26/22

» ABOUT BEN MIDDLEBROOKS

Born October 16, 2002
Hometown Fort Lauderdale, Fla.
High School Westminster Academy
Major Pre-Business
Fun Fact Sister Mackenzy played tennis at Clemson and graduated in 2021

» 2021-22 GAME-BY-GAME

OPPONENT	FG	PCT.	3FG	PCT.	FT	PCT.	OR-DR-TOT	PF	A	TO	BLK	STL	PTS	MIN
Presbyterian	0-0	.000	0-0	.000	0-0	.000	1-0-1	0	0	0	0	0	0	1
Wofford	0-0	.000	0-0	.000	0-0	.000	0-0-0	0	0	0	1	0	0	2
Bryant	0-0	.000	0-0	.000	2-2	1.000	0-0-0	1	0	0	0	0	2	3
vs. Temple	0-0	.000	0-0	.000	0-0	.000	1-1-2	0	0	0	0	0	0	3
[22] vs. St. Bonaventure	0-0	.000	0-0	.000	0-0	.000	0-0-0	1	0	0	0	0	0	2
West Virginia	0-0	.000	0-0	.000	0-0	.000	0-0-0	0	0	0	0	0	0	4
Charleston Southern	2-3	.667	0-0	.000	2-2	1.000	1-2-3	2	2	1	2	0	6	11
at Rutgers	0-0	.000	0-0	.000	0-0	.000	0-2-2	0	1	1	0	0	0	4
at Miami	0-0	.000	0-0	.000	0-0	.000	1-0-1	1	0	1	0	0	0	2
vs. Drake	0-0	.000	0-0	.000	0-0	.000	0-0-0	0	0	0	0	0	0	2
Miami (Oh.)	DNP													
South Carolina	0-0	.000	0-0	.000	0-0	.000	0-0-0	1	0	1	0	0	0	1
at Virginia	DNP													
Duke	PPD.													
Virginia	DNP													
at NC State	DNP													
at Notre Dame	0-0	.000	0-0	.000	0-0	.000	0-0-0	0	0	0	0	0	0	2
Boston College	0-0	.000	0-0	.000	0-0	.000	0-0-0	0	0	0	0	0	0	1
at Syracuse	DNP													
Pittsburgh	1-1	1.000	0-0	.000	0-0	.000	0-0-0	2	0	0	0	0	0	9
[9] at Duke	0-1	.000	0-0	.000	0-0	.000	0-0-0	2	0	0	0	1	0	5
Florida State	0-0	.000	0-0	.000	0-0	.000	0-0-0	2	0	1	0	0	0	3
at Georgia Tech	DNP													
North Carolina	0-0	.000	0-0	.000	0-0	.000	0-0-0	1	0	0	1	0	0	7
[7] Duke	2-3	.667	0-0	.000	0-0	.000	1-1-2	0	0	0	0	0	4	3
Notre Dame	DNP													
at Florida State	0-0	.000	0-0	.000	0-0	.000	0-0-0	1	0	0	0	0	0	5
at Louisville	2-3	.667	0-0	.000	0-0	.000	0-2-2	4	0	1	0	1	4	14
* Wake Forest	0-1	.000	0-0	.000	0-0	.000	0-2-2	4	1	2	0	2	0	20
* at Boston College	4-6	.667	0-0	.000	0-2	.000	4-5-9	4	2	0	0	1	8	27
* Georgia Tech	2-3	.667	0-0	.000	1-2	.500	0-1-1	1	2	1	2	2	5	15
Virginia Tech														

* - Game Started; [] AP Ranking

» NOTES

MIDDLEBROOKS BREAKS OUT AT BC

- Ben Middlebrooks finished 4-for-6 from the field for a career-high eight points. He also finished with a career-best nine rebounds.
- Of his nine rebounds, four came on the offensive glass.
- The game marked his second career start. His first start came against Wake Forest (Feb. 23).

BEFORE CLEMSON

- Middlebrooks is a 6-10, 232-pound frontcourt player who is rated as a four-star prospect, according to ESPN.
- As a senior at Westminster Academy, he averaged 20.5 points and 13.6 rebounds per game. During his junior year at Westminster Academy, he averaged 20.0 points and 13.0 rebounds per game.
- He was a member of Each 1 Teach 1 Elite basketball program and they reached the Elite Eight of the 2021 Nike EYBL Peach Jam. He finished second in rebounding during Peach Jam with 9.9 per game. He also tallied 7.7 points per contest.
- Middlebrooks chose Clemson over Florida, Auburn, Georgia, Ole Miss, Virginia Tech, Notre Dame and Dayton.

PERSONAL

- Middlebrooks' sister, Mackenzy, was a member of Clemson's women's tennis program and graduated in 2021.

"The Clemson Family certainly rings true with the Middlebrooks. I'm very happy that Ben chose to join his sister and become a Tiger," said Brownell. "Ben is a skilled, versatile big who moves very well for his size and rebounds the ball at a high level. He has a high motor and excels because of his skill level and high basketball IQ. His passion for Clemson was evident throughout the recruiting process and fans will see it in his play."

» CAREER STATS

Year	GP	GS	Min.	Field Goals			3-PT			FT	FTA	Pct.	Rebounds				PF	DQ	A	TO	Blk	Stl	Pts.	Avg.
				FG	FGA	Pct.	FG	FGA	Pct.				OR	DR	TOT	Avg.								
2021-22	23	3	149	13	21	.619	0	0	.000	5	8	.625	9	16	25	1.1	27	0	8	9	6	7	31	1.3
TOTAL	23	3	149	13	21	.619	0	0	.000	5	8	.625	9	16	25	1.1	27	0	8	9	6	7	31	1.3

11 PARKER FOX



Sr. | Guard | 6-7 | 210
Reno, Nev. | Oconee County (Ga.)

» CAREER HIGHS

Points	4	vs. SC State	12/2/20
Rebounds	1	6x, vs. Pittsburgh	1/22/22
Assists	1	at Virginia Tech	3/4/20
Blocks	1	vs. Bryant	11/15/21
Steals	1	vs. Pittsburgh	1/22/22
FG Made	1	5x, last vs. Charleston Southern	11/26/21
3FG Made	1	4x, last vs. Charleston Southern	11/26/21
FT Made	1	vs. SC State	12/2/20
Minutes	5	vs. Presbyterian	11/7/19

» ABOUT PARKER FOX

Born July 15, 2000
Hometown Reno, Nev.
High School Oconee County (Ga.)
Major Management

» 2021-22 GAME-BY-GAME

OPPONENT	FG	PCT.	3FG	PCT.	FT	PCT.	OR-DR-TOT	PF	A	TO	BLK	STL	PTS	MIN
Presbyterian	DNP													
Wofford	DNP													
Bryant	0-0	.000	0-0	.000	0-0	.000	0-0-0	0	0	0	1	0	0	1
vs. Temple	0-0	.000	0-0	.000	0-0	.000	0-1-1	0	0	0	0	0	0	2
[22] vs. St. Bonaventure	DNP													
West Virginia	DNP													
Charleston Southern	1-1	1.000	1-1	1.000	0-0	.000	0-1-1	0	0	1	0	0	3	3
at Rutgers	DNP													
at Miami	DNP													
vs. Drake	DNP													
Miami (Oh.)	DNP													
South Carolina	DNP													
at Virginia	DNP													
Duke	PPD.													
Virginia	DNP													
at NC State	DNP													
at Notre Dame	0-0	.000	0-0	.000	0-0	.000	0-0-0	0	0	1	0	0	0	1
Boston College	DNP													
at Syracuse	DNP													
Pittsburgh	0-2	.000	0-2	.000	0-0	.000	0-1-1	0	0	0	0	1	0	1
[9] at Duke	DNP													
Florida State	DNP													
at Georgia Tech	DNP													
North Carolina	DNP													
[7] Duke	0-0	.000	0-0	.000	0-0	.000	0-0-0	0	0	0	0	0	0	1
Notre Dame	DNP													
at Florida State	DNP													
at Louisville	DNP													
Wake Forest	DNP													
at Boston College	DNP													
Georgia Tech	DNP													
Virginia Tech	DNP													

* - Game Started; [] AP Ranking

» NOTES

FOX SAYS NO

- Parker Fox tallied his first career block in a 93-70 rout of Bryant.
- Fox closed out on Bryant's Parker Kiss and blocked his shot in the near corner.

CAREER NIGHT

- Parker Fox played just a little over two minutes in the Tigers' home opener of 2020-21, but that's all he needed to eclipse a career-high in points.
- Nailing 1-of-2 at the foul line, Fox followed up with his third career triple to give him a career-best four points on the night.
- Fox has now scored 12 career points - outscoring director of operations Matt Bucklin who served as a walk-on for Fox's dad at Georgia.

BEHIND THE ARC

- Parker Fox entered his sixth game of the year last season at Pittsburgh (Feb. 12, 2021) and knocked down his second career 3-pointer from nearly the same spot on the floor.
- The three points scored tied a career-high as did the made field goal and 3-point made field goal.
- Fox grabbed a rebound in the contest, tying his career mark for rebounds in a game.
- He previously corralled a rebound against Jacksonville (Dec. 20).

SON OF A COACH

- Parker Fox has been around the game of basketball for his entire life.
- Fox grew up the son of a Division I men's basketball head coach.
- His father, Mark Fox, is currently the head coach of California's program, but has previously served as head coach at Georgia, Nevada and as an assistant at Nevada, Kansas State and Washington.

» CAREER STATS

Year	GP	GS	Min.	Field Goals			3-PT			FT			Rebounds				PF	DQ	A	TO	Blk	Stl	Pts.	Avg.
				FG	FGA	Pct.	FG	FGA	Pct.	FT	FTA	Pct.	OR	DR	TOT	Avg.								
2018-19	5	0	5	1	2	.500	1	2	.500	0	0	.000	0	0	0	0.0	1	0	0	1	0	0	3	0.6
2019-20	8	0	17	2	3	.667	1	2	.500	0	1	.000	0	2	2	0.3	0	0	1	1	0	0	5	0.6
2020-21	3	0	4	1	1	1.000	1	1	1.000	1	2	.500	1	0	1	0.3	0	0	0	1	0	0	4	1.3
2021-22	6	0	9	1	3	.333	1	3	.333	0	0	.000	0	3	3	0.5	0	0	0	2	1	1	3	0.5
TOTAL	22	0	35	5	9	.556	4	8	.500	1	3	.333	1	5	6	0.3	1	0	1	5	1	1	15	0.7

12 ALEX HEMENWAY



Jr. | Guard | 6-3.5 | 195
Newburgh, Ind. | Castle

» CAREER HIGH

Points	17	at Wake Forest	2/24/21
Rebounds	4	vs. Mississippi State	11/25/20
Assists	2	vs. Drake	12/11/21
Steals	2	vs. Drake	12/11/21
Blocks	1	vs. Miami	1/2/21
FG Made	6	at Wake Forest	2/24/21
3FG Made	5	at Wake Forest	2/24/21
FT Made	5	at Georgia Tech	2/5/22
Minutes	26	2x, last vs. Miami (Ohio)	12/14/21

» ABOUT ALEX HEMENWAY

Born June 17, 2001
Hometown Newburgh, Ind.
High School Castle
Major Sports Communications
Fun Fact His dad played high school soccer with Head Coach Brad Brownell

» 2021-22 GAME-BY-GAME

OPPONENT	FG	PCT.	3FG	PCT.	FT	PCT.	OR-DR-TOT	PF	A	TO	BLK	STL	PTS	MIN
Presbyterian	1-2	.500	0-0	.000	0-0	.000	0-2-2	3	0	0	0	0	2	13
Wofford	0-0	.000	0-0	.000	2-2	1.000	1-0-1	0	0	0	0	0	2	10
Bryant	2-4	.500	1-1	1.000	0-2	.000	1-2-3	2	0	1	0	0	5	13
vs. Temple	2-5	.400	2-5	.400	0-1	.000	0-2-2	1	0	1	0	0	6	12
[22] vs. St. Bonaventure	DNP													
West Virginia	DNP													
Charleston Southern	2-8	.250	2-6	.333	0-0	.000	0-2-2	3	0	1	0	0	6	17
at Rutgers	0-1	.000	0-1	.000	0-0	.000	0-0-0	0	0	0	0	0	0	3
at Miami	0-0	.000	0-0	.000	0-0	.000	0-0-0	1	0	0	0	0	0	3
vs. Drake	4-6	.667	4-6	.667	0-0	.000	0-3-3	2	2	1	0	2	12	26
Miami (Oh.)	5-6	.833	3-3	1.000	4-4	1.000	0-3-3	2	2	0	0	1	17	26
South Carolina	3-5	.600	3-4	.750	0-0	.000	0-3-3	3	0	1	0	0	9	15
at Virginia	1-1	1.000	1-1	1.000	0-0	.000	0-0-0	0	0	0	0	0	3	17
Duke	PPD.													
Virginia	1-1	1.000	1-1	1.000	0-0	.000	0-2-2	2	1	0	0	0	3	16
at NC State	0-1	.000	0-1	.000	3-3	1.000	0-0-0	0	0	0	0	0	3	7
at Notre Dame	3-8	.375	2-6	.333	1-3	.333	0-0-0	3	0	1	0	1	9	22
* Boston College	1-6	.167	1-5	.200	0-0	.000	0-2-2	1	1	0	0	0	3	21
* at Syracuse	1-3	.333	1-3	.333	0-0	.000	0-0-0	4	1	0	0	0	3	14
Pittsburgh	1-5	.200	1-5	.200	0-0	.000	0-0-0	0	0	0	0	0	3	7
[9] at Duke	2-4	.500	1-3	.333	0-1	.000	1-0-1	1	0	1	0	0	5	14
Florida State	2-5	.400	2-4	.500	3-3	1.000	0-3-3	1	1	0	0	0	9	18
at Georgia Tech	0-4	.000	0-4	.000	5-5	1.000	0-1-1	2	0	0	0	1	5	17
North Carolina	2-5	.400	2-5	.400	2-2	1.000	0-3-3	2	0	1	0	0	8	19
[7] Duke	1-5	.200	1-4	.250	0-1	.000	1-1-2	1	1	0	0	0	3	20
Notre Dame	3-6	.500	2-5	.400	0-0	.000	0-0-0	1	0	0	0	0	8	27
at Florida State	4-10	.400	2-8	.250	2-2	1.000	0-3-3	0	0	0	0	0	12	22
at Louisville	1-3	.333	1-3	.333	0-0	.000	0-1-1	0	0	0	0	0	3	15
Wake Forest	1-1	1.000	1-1	1.000	0-0	.000	1-0-1	0	0	0	0	0	3	2
at Boston College	0-4	.000	0-2	.000	0-0	.000	0-0-0	1	0	0	0	0	0	4
Georgia Tech	1-3	.333	1-3	.333	0-0	.000	0-1-1	2	0	0	0	0	0	3
Virginia Tech														

* - Game Started; [] AP Ranking

» NOTES

HEMENWAY STAYS HOT VS. MIAMI (OHIO)

- Alex Hemenway scored a career-high-tying 17 points off the bench against Miami (Ohio) (Dec. 14).
- Hemenway was a perfect 3-for-3 from beyond the arc, including a four-point play. The first for the Tigers since Shelton Mitchell in 2019.
- Hemenway is 22-for-46 in 10 games (Dec. 11 to Jan. 25), including 18-for-38 from three and 8-for-11 at the free throw line.

CLEMSON 4-POINT PLAYS

- Alex Hemenway successfully completed a four-point play against Miami (Ohio) (Dec. 14).
- Hemenway came around a screen and knocked down a triple with contact at the 8:32 mark and made the subsequent free throw.
- It was Clemson's first four-point play since Shelton Mitchell completed one on Feb. 20, 2019 against Florida State. Mitchell did it in the first half at the 6:45 mark.
- Hemenway did have a massive four-point play prior to his freshman season at the 2019 World University Games.
- In the United States' first game of pool play against Finland with the score knotted at 63-all and 44 seconds remaining, Hemenway knocked down a deep 3-pointer while being fouled and completed the play. It capped an 10-0 scoring run (trailed 57-63).
- It gave the United States a 67-63 advantage and it would eventually win 69-65 en route to a gold medal.

HEMENWAY DROPS FOUR TRIPLES VS. DRAKE

- Alex Hemenway scored 12 points on 4-for-6 shooting, all from beyond the arc against Drake (Dec. 11).
- Hemenway's four threes were a season-high and his 26 minutes played was a career-best. He also added three rebounds, two assists and career-high two steals.

CAREER-NIGHT FOR HEMENWAY

- Alex Hemenway scored a career-high 17 points in a 60-39 win over Wake Forest (Feb. 24, 2021).
- Hemenway scored the career-high in points off a career-best six made field goals and five made 3-pointers.

FIRST CAREER START ON SOUTH BEACH

- Alex Hemenway earned his first career start against Miami (Jan. 2, 2021).
- Hemenway finished 3-for-6 from the field, including 2-of-4 from downtown in the contest, while playing 16 minutes.

» CAREER STATS

Year	GP	GS	Min.	Field Goals			3-PT			Rebounds			Avg.	PF	DQ	A	TO	Blk	Stl	Pts.	Avg.			
				FG	FGA	Pct.	FG	FGA	Pct.	FT	FTA	Pct.										OR	DR	TOT
2019-20	15	0	183	25	50	.500	20	42	.476	2	2	1.000	3	10	13	0.9	12	0	6	6	0	0	72	4.8
2020-21	24	11	376	36	86	.419	24	62	.387	16	18	.889	0	31	31	1.3	33	0	14	19	2	9	112	4.7
2021-22	28	2	415	44	112	.393	35	90	.389	22	29	.759	5	34	39	1.4	38	0	9	9	0	6	145	5.2
TOTAL	67	13	974	105	248	.423	79	194	.407	40	49	.816	8	75	83	1.2	83	0	29	34	2	15	329	4.9

» HEMENWAY NOTES

- The Indiana sharpshooter also tallied his first career block, preventing a layup.

THREE-POINT ASSASSIN

- After overcoming a severe high ankle sprain during his freshman season, Alex Hemenway became the most dangerous long range shooter for Clemson.
- Hemenway is 79-for-194 in his career (.407) from 3-point range, which currently places him sixth all-time in Clemson history. There is obviously much more basketball ahead, but important to recognize his ability and contribution from behind the arc to this point.

THREE-POINT FIELD GOAL PERCENTAGE LEADERS IN CLEMSON HISTORY (Min. 50 Attempts)

Rk	Name	Yrs	Years	FGM	FGA	Pct.
1.	Michael Tait	2	1985-87	70	136	.515
2.	Marc Campbell	4	1980-84	37	73	.507
3.	Anthony Jenkins	4	1982-87	91	199	.457
4.	Michael Brown	1	1986-87	34	76	.447
5.	Chris Whitney	2	1991-93	167	404	.413
6.	Alex Hemenway	2	2019-Pres.	79	194	.407
7.	Terrence Oglesby	2	2007-09	177	448	.395
8.	Avry Holmes	2	2015-17	119	306	.389
9.	Bruce Martin	4	1991-95	129	336	.384
10.	K.C. Rivers	4	2005-09	281	729	.385

HEMENWAY'S CAREER NIGHT

- Hemenway played a career-high 19 minutes off the Tiger bench against Notre Dame (Feb. 9, 2020) and provided a much needed offensive spark.
- Hemenway scored a career-high 16 points on 5-of-8 made field goals. The five made field goals were a career-best.
- Of those five made field goals, four were from 3-point land - another career-best.

BEFORE CLEMSON

- Came to Clemson as a three-star prospect.
- Ranked No. 10 in the state of Indiana
- Averaged 21.0 points, 5.0 rebounds and 4.0 assists per game as a junior last season at Castle High School
- Chose Clemson over Nebraska, Creighton, DePaul and Belmont

HIGH SCHOOL ACCOLADES

- Indiana Jr. All-Star – May 2018
- Castle Basketball 1,000 Point Club – February 2018
- SIAC All-Conference First Team – 2017-18
- IBCA Supreme 15 – 2017-18
- SIAC All-Conference First Team – 2016-17
- IBCA Supreme 15 – 2016-17

13 DAVID COLLINS



+Sr. | Guard | 6-4.5 | 217
Youngstown, Ohio | First Love Christian Academy

» CAREER HIGHS			
Points	31	vs. Stony Brook	3/20/19
Rebounds	11	2x, last at NC State	1/8/22
Assists	7	2x, last vs. SMU	3/10/19
Steals	7	vs. Boston College	11/10/20
FG Made	11	vs. Memphis	3/8/18
3FG Made	4	2x, last vs. DePaul	4/3/19
FT Made	15	vs. Stony Brook	3/20/19
Minutes	44	2x, last vs. ECU	2/10/19

» ABOUT DAVID COLLINS
Born May 31, 1998
Hometown Youngstown, Ohio
High School First Love Christian Academy
Previous School South Florida
Major Athletic Leadership

» 2021-22 GAME-BY-GAME

OPPONENT	FG	PCT.	3FG	PCT.	FT	PCT.	OR-DR-TOT	PF	A	TO	BLK	STL	PTS	MIN
* Presbyterian	5-7	.714	1-2	.500	3-9	.333	0-5-5	3	3	2	0	1	14	36
* Wofford	3-7	.429	0-2	.000	1-2	.500	0-1-1	3	2	6	0	2	7	29
* Bryant	3-6	.500	1-1	1.000	3-3	1.000	2-7-9	1	2	0	0	1	10	23
* vs. Temple	2-7	.286	0-0	.000	3-4	.750	2-7-9	2	3	2	0	2	7	25
* [22] vs. St. Bonaventure	6-9	.667	1-2	.500	1-4	.250	0-5-5	4	0	1	0	2	14	26
* West Virginia	2-3	.667	0-0	.000	0-2	.000	1-2-3	5	1	2	0	2	4	22
* Charleston Southern	3-6	.500	0-1	.000	3-3	1.000	1-5-6	1	0	1	0	3	9	24
* at Rutgers	6-11	.545	1-3	.333	5-9	.556	0-10-10	4	2	3	0	1	18	33
* at Miami	6-11	.545	1-1	1.000	2-4	.500	2-7-9	3	5	5	0	1	15	33
* vs. Drake	6-10	.600	0-0	.000	4-7	.571	3-7-10	4	1	1	1	2	16	36
* Miami (Oh.)	3-5	.600	3-4	.750	5-6	.833	1-7-8	4	6	1	0	1	14	27
* South Carolina	4-11	.364	1-2	.500	3-4	.750	3-5-8	2	0	3	1	1	12	34
* at Virginia	5-7	.714	0-0	.000	1-4	.250	4-7-11	3	2	3	0	2	11	35
Duke	PPD.													
* Virginia	5-9	.556	0-1	.000	4-7	.571	0-3-3	3	3	0	0	1	14	26
* at NC State	2-6	.333	0-1	.000	1-2	.500	1-10-11	4	2	3	0	3	5	29
* at Notre Dame	1-2	.500	0-1	.000	3-5	.600	0-6-6	4	1	1	0	0	5	20
* Boston College	7-12	.583	1-1	1.000	0-5	.000	2-5-7	2	3	3	0	3	15	29
* at Syracuse	7-12	.583	0-2	.000	4-4	1.000	0-2-2	4	3	2	0	3	18	35
* Pittsburgh	2-4	.500	2-2	1.000	4-8	.500	0-7-7	1	6	2	1	3	10	32
* [9] at Duke	4-8	.500	1-1	1.000	0-0	.000	3-6-9	2	3	2	0	2	9	34
* Florida State	3-6	.500	1-2	.500	2-4	.500	1-7-8	1	3	2	0	0	9	28
* at Georgia Tech	2-5	.400	0-1	.000	2-2	1.000	1-5-6	3	1	2	1	2	6	30
* North Carolina	3-7	.429	1-3	.333	3-4	.750	1-4-5	4	3	2	0	4	10	24
* [7] Duke	0-2	.000	0-0	.000	0-0	.000	0-3-3	2	1	2	0	0	0	14
Notre Dame	DNP													
* at Florida State	2-3	.667	0-1	.000	3-4	.750	4-7-11	3	4	0	1	1	7	29
* at Louisville	2-6	.333	0-2	.000	0-0	.000	1-9-10	2	4	2	0	1	4	32
* Wake Forest	1-5	.200	1-3	.333	4-6	.667	0-8-8	2	4	2	0	2	7	30
* at Boston College	1-6	.167	0-2	.000	8-10	.800	1-9-10	1	1	1	0	0	10	28
* Georgia Tech	8-10	.800	1-3	.333	2-2	1.000	1-6-7	1	4	2	1	2	19	37
Virginia Tech														

* - Game Started; [] AP Ranking

» NOTES

QUITE THE CAREER FOR COLLINS

- David Collins became just the ninth different player since the 1992-93 season to compile at least 1,800 points, 600 rebounds, 350 assists and 225 steals in a career.
- He joins Bo McCalebb (New Orleans, 2004-08), Bonzi Wells (Ball State, 1995-98), Ricky Minard (Morehead State, 2001-04), Kerry Kittles (Villanova, 1993-96), Jerald Honeycutt (Tulane, 1994-97), D.J. Cooper (Ohio, 2010-13), John Konchar (IPFW, 2016-19) and Jerel McNeal (Marquette, 2006-09).

COLLINS' CAREER DOUBLE-DOUBLES

- David Collins totaled his second career double-double and first as a Tiger in a loss at Rutgers (Nov. 30).
- His second in three games, Collins notched his third career double-double in a win over Drake (Dec. 11).
- Collins already has achieved his third double-double this season after just one in his previous 116 games. Collins had 11 points and 11 rebounds in a 17-point win at Virginia (Dec. 22).
- Collins' fourth double-double came in a road win at Boston College. He posted 10 points and 10 rebounds, finishing 8-for-10 from the free throw line.

DAVID COLLINS DOUBLE-DOUBLES

Date	Opponent	Points	Rebounds
Feb. 26, 2022	at Boston College	10	10
Dec. 22, 2021	at Virginia	11	11
Dec. 11, 2021	vs. Drake	16	10
Nov. 30, 2021	at Rutgers	18	10
Dec. 12, 2020	vs. Wofford	13	11

COLLINS' IMPACT TO BEGIN 21-22

- David Collins contributed in many areas in the Tigers' season opening victory over Presbyterian.
- Collins netted 14 points on 5-of-7 shooting, including knocking down a trey.
- Collins added five boards, three assists and one steal in the effort.
- Collins has contributed three double-digit scoring games this season, including a season-high 14 against Presbyterian and St. Bonaventure.
- Collins has added multiple steals in five games this season.

BEFORE CLEMSON (USF)

- Collins is a 6-4, 220-pound guard who led the Bulls in scoring last season (2020-21) (12.5 ppg) and averaged over 30 minutes per contest. He added 3.5 rebounds

» CAREER STATS

Year	GP	GS	Min.	Field Goals			3-PT			Rebounds			PF	DQ	A	TO	Blk	Stl	Pts.	Avg.				
				FG	FGA	Pct.	FG	FGA	Pct.	FT	FTA	Pct.									OR	DR	TOT	Avg.
2017-18*	27	13	668	84	169	.497	20	48	.417	81	113	.717	13	53	66	2.4	82	2	65	70	3	28	269	10.0
2018-19*	37	37	1242	167	418	.400	47	150	.313	206	293	.703	23	116	139	3.8	117	2	115	117	11	76	587	15.9
2019-20*	28	25	903	119	287	.415	22	84	.262	126	193	.653	23	86	109	3.9	82	4	54	94	10	49	386	13.8
2020-21*	22	21	668	95	226	.420	19	51	.373	65	117	.556	9	68	77	3.5	62	0	75	70	6	29	274	12.5
2021-22	29	29	844	104	204	.510	17	45	.378	74	124	.597	35	172	207	7.1	78	1	73	58	6	48	299	10.3
TOTAL	145	127	4400	573	1325	.432	126	383	.329	567	863	.657	106	503	609	4.2	431	9	383	412	37	234	1839	12.7

Note: * - Played four seasons at South Florida


» COLLINS NOTES

and a team-leading 3.4 assists per contest. Collins shot 42.0 percent from the field, including 37.3 percent from three.

- He scored 1,516 career points as a Bull (seventh-most in program history), which included his best scoring season in 2018-19. Collins posted a 587-point campaign that culminated in a 24-win season and postseason berth. That mark is the sixth-most points scored in a single season in South Florida history and ninth-most in American Athletic Conference history.
- He scored a career-high 31 points against Stony Brook (March 20) in the opening round of the CBI.
- Collins finished his South Florida career with 309 assists and 182 steals. In 2018-19 he recorded the 20th-most steals of any player in the NCAA. He was a frequent visitor to the charity stripe, setting the attempts (739) and makes (493) records in the AAC.
- Collins has earned All-AAC Rookie Team and Third Team honors during his time in Tampa. He played in 116 games and made 96 starts.
- Collins played four seasons at South Florida (2017-21) and will be immediately eligible after graduating from USF with a degree in business finance.

"David Collins is a proven player at the high major level," said Brownell. "He's a strong, physical guard who excels making plays in the open court and he consistently puts pressure on the defense by attacking the paint. Adding David to our team certainly bolsters our depth at the position and versatility on the wing."

14 DEVIN FOSTER



Jr. | Forward | 6-2 | 180
Canton, Mass. | Canton

» CAREER HIGHS

Points	--	--	--
Rebounds	1	vs. Bryant	11/15/21
Assists	--	--	--
Steals	--	--	--
FG Made	--	--	--
3FG Made	--	--	--
FT Made	--	--	--
Minutes	2	vs. Charleston Southern	11/26/21

» ABOUT DEVIN FOSTER

Born April 7, 2001
Hometown Canton, Mass.
High School Canton
Major Financial Management
Fun Fact Just the fifth Clemson manager to be elevated to the active roster in school history.

» 2021-22 GAME-BY-GAME

OPONENT	FG	PCT.	3FG	PCT.	FT	PCT.	OR-DR-TOT	PF	A	TO	BLK	STL	PTS	MIN
Presbyterian	DNP													
Wofford	DNP													
Bryant	0-0	.000	0-0	.000	0-0	.000	0-1-1	0	0	1	0	0	0	1
vs. Temple	0-0	.000	0-0	.000	0-0	.000	0-0-0	0	0	0	0	0	0	1
[22] vs. St. Bonaventure	DNP													
West Virginia	DNP													
Charleston Southern	0-0	.000	0-0	.000	0-0	.000	0-0-0	0	0	1	0	0	0	2
at Rutgers	DNP													
at Miami	DNP													
vs. Drake	DNP													
Miami (Oh.)	DNP													
South Carolina	DNP													
at Virginia	DNP													
Duke	PPD.													
Virginia	DNP													
at NC State	DNP													
at Notre Dame	0-1	.000	0-1	.000	0-0	.000	0-0-0	0	0	0	0	0	0	1
Boston College	DNP													
at Syracuse	DNP													
Pittsburgh	0-0	.000	0-0	.000	0-0	.000	0-0-0	0	0	0	0	0	0	1
[9] at Duke	DNP													
Florida State	DNP													
at Georgia Tech	DNP													
North Carolina	DNP													
[7] Duke	0-0	.000	0-0	.000	0-0	.000	0-0-0	0	0	0	0	0	0	1
Notre Dame	DNP													
at Florida State	DNP													
at Louisville	DNP													
Wake Forest	DNP													
at Boston College	DNP													
Georgia Tech	DNP													
Virginia Tech														

* - Game Started; [] AP Ranking

» NOTES

FROM MANAGER TO PLAYER

- Clemson basketball student manager Devin Foster was elevated to the active roster during the 2021 offseason with fellow teammate Jack Nauseef.
- This isn't something unfamiliar to head coach Brad Brownell, who, in 2019, elevated a then-manager Wells Hoag (2019-21) to the active roster.
- He also elevated Riley McGillan in 2014. McGillan played 20 games through his Tiger career, scoring 11 points.
- McGillan later served as a graduate assistant in Clemson's program and is now the director of operations at Longwood University for men's basketball.
- Prior to Hoag and McGillan, the last managers to play in a game were Dennis Hopf (1988-89) and Edward Bynum (1984-85).
- The most points scored by a walk-on in a career is 33 by Jeff Holstein (1985-87) in 34 career games. He also recorded 32 rebounds.

PROMOTED MANAGERS CAREER STATS

Name	Years	GP	FG	3FG	FT	Reb	Pts
Dan Nauseef	2021-pres.	1	0-0	0-0	0-0	1	0
Jack Nauseef	2021-pres.	3	0-2	0-1	0-0	0	0
Devin Foster	2021-pres.	6	0-1	0-1	0-0	1	0
Wells Hoag	2019-21	10	2-7	1-4	0-0	2	5
Riley McGillan	2014-17	20	4-14	2-12	1-2	2	11
Dennis Hopf	1988-89	1	0-1	0-0	0-0	0	0
Edward Bynum	1984-85	9	3-7	0-0	4-12	9	10


BEFORE CLEMSON

- 2019 Mr. Basketball in Massachusetts
- All-time leading scorer at Canton High School (1,306 points)
- Averaged 21.0 points per game in high school Hockomock League MVP

» CAREER STATS

Year	GP	GS	Min.	Field Goals			3-PT			FT	FTA	Pct.	Rebounds			PF	DQ	A	TO	Blk	Stl	Pts.	Avg.
				FG	FGA	Pct.	FG	FGA	Pct.				OR	DR	TOT								
2021-22	6	0	8	0	1	.000	0	1	.000	0	0	.000	0	1	1	0.2	0	0	0	2	0	0	0.0
TOTAL	6	0	8	0	1	.000	0	1	.000	0	0	.000	0	1	1	0.2	0	0	0	2	0	0	0.0

15 JACK NAUSEEF



Jr. | Guard | 6-1 | 160

Dayton, Ohio | Chaminade Julianne Catholic

» CAREER HIGHS

Points	--	--	--
Rebounds	--	--	--
Assists	--	--	--
Steals	--	--	--
FG Made	--	--	--
3FG Made	--	--	--
FT Made	--	--	--
Minutes	2	vs. Charleston Southern	11/26/21

» ABOUT JACK NAUSEEF

Born May 24, 2000
Hometown Dayton, Ohio
High School Chaminade Julianne Catholic
Major Pre-Business
Fun Fact Just the sixth Clemson manager to be elevated to the active roster in school history; brother Daniel is also a walk on.

» 2021-22 GAME-BY-GAME

OPPONENT	FG	PCT.	3FG	PCT.	FT	PCT.	OR-DR-TOT	PF	A	TO	BLK	STL	PTS	MIN
Presbyterian	DNP													
Wofford	DNP													
Bryant	0-1	.000	0-0	.000	0-0	.000	0-0-0	0	0	0	0	0	0	1
vs. Temple	DNP													
[22] vs. St. Bonaventure	DNP													
West Virginia	DNP													
Charleston Southern	0-1	.000	0-1	.000	0-0	.000	0-0-0	0	0	0	0	0	0	2
at Rutgers	DNP													
at Miami	DNP													
vs. Drake	DNP													
Miami (Oh.)	DNP													
South Carolina	DNP													
at Virginia	DNP													
Duke	PPD.													
Virginia	DNP													
at NC State	DNP													
at Notre Dame	0-0	.000	0-0	.000	0-0	.000	0-0-0	0	0	0	0	0	0	1
Boston College	DNP													
at Syracuse	DNP													
Pittsburgh	0-0	.000	0-0	.000	0-0	.000	0-0-0	0	0	0	0	0	0	1
[9] at Duke	DNP													
Florida State	DNP													
at Georgia Tech	DNP													
North Carolina	DNP													
[7] Duke	0-1	.000	0-1	.000	0-0	.000	0-0-0	1	0	0	0	0	0	1
Notre Dame	DNP													
at Florida State	DNP													
at Louisville	DNP													
Wake Forest	DNP													
at Boston College	DNP													
Georgia Tech	DNP													
Virginia Tech														

* - Game Started; [] AP Ranking

» NOTES

FROM MANAGER TO PLAYER

- Clemson basketball student manager Jack Nauseef was elevated to the active roster during the 2021 offseason with fellow teammate Devin Foster.
- This isn't something unfamiliar to head coach Brad Brownell, who, in 2019, elevated a then-manager Wells Hoag (2019-21) to the active roster.
- He also elevated Riley McGillan in 2014. McGillan played 20 games through his Tiger career, scoring 11 points.
- McGillan later served as a graduate assistant in Clemson's program and is now the director of operations at Longwood University for men's basketball.
- Prior to Hoag and McGillan, the last managers to play in a game were Dennis Hopf (1988-89) and Edward Bynum (1984-85).
- The most points scored by a walk-on in a career is 33 by Jeff Holstein (1985-87) in 34 career games. He also recorded 32 rebounds.

PROMOTED MANAGERS CAREER STATS

Name	Years	GP	FG	3FG	FT	Reb	Pts
Dan Nauseef	2021-pres.	1	0-0	0-0	0-0	1	0
Jack Nauseef	2021-pres.	5	0-3	0-2	0-0	0	0
Devin Foster	2021-pres.	4	0-1	0-1	0-0	1	0
Wells Hoag	2019-21	10	2-7	1-4	0-0	2	5
Riley McGillan	2014-17	20	4-14	2-12	1-2	2	11
Dennis Hopf	1988-89	1	0-1	0-0	0-0	0	0
Edward Bynum	1984-85	9	3-7	0-0	4-12	9	10

BEFORE CLEMSON

- Served as a team captain.
- Two-year varsity starter.
- Two-time All-Conference in the Greater Catholic League (GCL).
- All-District Team.

» CAREER STATS

Year	GP	GS	Min.	Field Goals			3-PT			FT			Rebounds				PF	DQ	A	TO	Blk	Stl	Pts.	Avg.
				FG	FGA	Pct.	FG	FGA	Pct.	FT	FTA	Pct.	OR	DR	TOT	Avg.								
2021-22	5	0	6	0	3	.000	0	2	.000	0	0	.000	0	0	0	0.0	1	0	0	0	0	0	0.0	
TOTAL	5	0	6	0	3	.000	0	2	.000	0	0	.000	0	0	0	0.0	1	0	0	0	0	0	0.0	

24 PJ HALL



So. | Forward/Center | 6-10 | 240
Spartanburg, S.C. | Dorman

» CAREER HIGH

Points	28	at Florida State	2/15/22
Rebounds	13	vs. Drake	12/11/21
Assists	4	at Georgia Tech	2/5/22
Blocks	4	2x, last vs. North Carolina	2/8/22
Steals	2	2x, last at Syracuse	1/18/22
FG Made	10	at NC State	1/8/22
3FG Made	3	3x, last vs. Virginia	1/4/22
FT Made	12	at Florida State	2/15/22
Minutes	39	vs. Drake	12/11/21

» ABOUT PJ HALL

Born February 21, 2002
Hometown Spartanburg, S.C.
High School Dorman
Major Sports Communications
Fun Fact: Sister, Thayer, was a standout volleyball player at the University of Florida

» 2021-22 GAME-BY-GAME

OPPONENT	FG	PCT.	3FG	PCT.	FT	PCT.	OR-DR-TOT	PF	A	TO	BLK	STL	PTS	MIN
* Presbyterian	2-4	.500	1-2	.500	1-4	.250	1-7-8	2	1	4	2	1	6	29
* Wofford	6-8	.750	3-4	.750	7-10	.700	2-6-8	4	0	3	0	0	22	26
* Bryant	7-13	.538	0-1	.000	0-0	.000	2-3-5	2	3	0	1	0	14	24
* vs. Temple	6-11	.545	1-4	.250	0-0	.000	0-2-2	0	3	0	1	0	13	20
* [22] vs. St. Bonaventure	8-15	.533	3-5	.600	3-4	.750	3-5-8	1	2	1	3	0	22	31
* West Virginia	5-7	.714	0-1	.000	0-0	.000	2-3-5	2	1	2	0	0	10	25
* Charleston Southern	4-7	.571	1-2	.500	1-2	.500	0-2-2	3	2	1	0	1	10	13
* at Rutgers	5-13	.385	0-3	.000	0-0	.000	1-3-4	5	0	0	2	0	10	19
* at Miami	6-14	.429	0-4	.000	6-6	1.000	1-6-7	2	2	2	0	1	18	36
* vs. Drake	6-15	.400	1-5	.200	9-9	1.000	6-7-13	2	2	3	0	0	22	39
* Miami (Oh.)	5-12	.417	1-4	.250	2-2	1.000	0-5-5	2	1	1	2	0	13	26
* South Carolina	5-14	.357	0-1	.000	6-8	.750	3-5-8	4	2	0	3	1	16	29
* at Virginia	5-13	.385	1-2	.500	0-2	.000	2-5-7	1	1	1	1	1	11	32
Duke	PPD.													
* Virginia	5-16	.313	3-7	.429	0-0	.000	0-3-3	2	3	1	0	0	13	30
* at NC State	10-16	.625	0-1	.000	0-0	.000	2-3-5	3	0	3	4	1	20	32
* at Notre Dame	7-16	.438	0-4	.000	0-0	.000	1-6-7	2	3	2	0	0	14	29
* Boston College	4-9	.444	0-2	.000	4-4	1.000	0-2-2	4	2	5	1	0	12	33
* at Syracuse	9-13	.692	0-0	.000	1-3	.333	2-9-11	3	0	1	0	2	19	33
* Pittsburgh	4-5	.800	2-2	1.000	6-8	.750	0-1-1	1	2	5	0	0	16	28
* [9] at Duke	6-21	.286	2-7	.286	0-0	.000	4-6-10	2	3	1	1	0	14	34
* Florida State	5-8	.625	0-0	.000	5-6	.833	2-5-7	4	0	1	1	1	15	27
* at Georgia Tech	9-15	.600	0-2	.000	0-0	.000	4-4-8	1	4	3	2	1	18	28
* North Carolina	9-18	.500	2-5	.400	4-4	1.000	0-3-3	4	3	2	4	2	24	29
* [7] Duke	6-15	.400	1-3	.333	4-5	.800	2-1-3	2	0	2	2	1	17	29
* Notre Dame	9-19	.474	0-0	.000	1-1	1.000	3-4-7	2	1	2	1	1	19	29
* at Florida State	8-13	.615	0-1	.000	12-13	.923	3-3-6	4	1	0	1	0	28	30
* at Louisville	1-1	1.000	0-0	.000	0-0	.000	0-0-0	0	0	0	0	0	2	1
Wake Forest	DNP													
at Boston College	DNP													
Georgia Tech	DNP													
Virginia Tech														

* - Game Started; [] AP Ranking

Duke Head Coach Mike Krzyzewski on PJ Hall:

"Hall is the most improved player on the planet. He played nine minutes a game last year and he's one of the better big guys in the country; he's a pro, really. He can shoot, go out and [he's] mobile."

North Carolina Head Coach Hubert Davis on PJ Hall:

"He's [PJ Hall] a guy that plays with a lot of emotion. He's competitive. He's very physical and plays hard on both ends of the floor on every possession. He's a guy that can consistently score around the basket, but he can shoot the ball from the outside. On both ends, he's a player that could be a huge factor."

Louisville Interim Head Coach Mike Pegues on PJ Hall:

"He's an animal. He's one of the best bigs in the league [ACC]."

» NOTES

HALL IS THE ACC'S MOST IMPROVED

• PJ Hall has been one of, if not the most improved players this season in the ACC.

PJ HALL: SOPHOMORE VS. FRESHMAN

Year	MPG	FG%	3FG%	RPG	APG	SPG	BPG	PPG
2021-22	27.6	.489	.306	.791	5.7	1.6	1.2	15.5
2020-21	10.0	.492	.133	2.0	0.1	0.2	0.2	3.5

• Hall has stepped into a full-time starting role this season after the departure of All-ACC player Aamir Simms.

• Hall's production has skyrocketed in numerous categories with the expanded playing time and vital role played while on the floor for the Tigers.

• Hall's 24.0 PER (Player Efficiency Rating) is fifth amongst sophomores in the ACC this season.

• But with a Usage Percentage of 29.6, Hall is one of only two second-year players in the top four of the ACC this season.

• The local product produced 25-straight double-digit scoring games, which included a career-high 28 points at FSU, three 22-point scoring games and one 20-point outing.

• Hall notched a career-high 28 points at Florida State (Feb. 15) on 8-of-13 shooting from the floor. He also finished 12-for-13 at the foul line - another career best.

• His 12 made free throws are the most since Milton Jennings made 16-of-18 on Jan. 27, 2013 against Virginia Tech. A 77-70 Tiger victory.

• His fifth 20-point game came in a 24-point effort against North Carolina (Feb. 8). He finished 9-for-18 from the floor.

• He totaled his first career double-double against Drake (Dec. 11) with 22 points and 13 rebounds. He garnered six boards on the offensive glass.

• Hall turned in a stretch where he went 18-for-18 at the free throw line from Dec. 4 at Miami until Dec. 18 at home against South Carolina. He was 23-for-25 total in that stretch.

• He has collected multiple blocks in five games this season, including a career-high three against St. Bonaventure (Nov. 19) and South Carolina (Dec. 18).

• He has totaled three 3-pointers in a game on three occasions (vs. Wofford, vs. St. Bonaventure and vs. Virginia).

• Hall is the first player since Jaron Blossomgame (Feb. 25, 2017 vs. Florida State) to finish at least 9-for-9 at the line in a game.

• He is also just the fourth Tiger to do so during the Brad Brownell Era at Clemson.

» CAREER STATS

Year	GP	GS	Min.	Field Goals			3-PT			Rebounds			Avg.	PF	DQ	A	TO	Blk	Stl	Pts.	Avg.			
				FG	FGA	Pct.	FG	FGA	Pct.	OR	DR	TOT												
2020-21	21	0	208	30	61	.492	2	15	.133	12	16	.750	14	28	42	2.0	28	0	2	9	5	4	74	3.5
2021-22	27	27	746	162	331	.489	22	72	.306	72	91	.791	46	109	155	5.7	64	1	42	46	32	14	418	15.5
TOTAL	48	27	953	192	392	.490	24	87	.276	84	107	.785	60	137	197	4.1	92	1	44	55	37	18	492	10.3

» HALL NOTES

CLEMSON PLAYERS SCORING ON THE ROAD

- PJ Hall notched a career-high 28 points on the road at Florida State (Feb. 15).
- It was the most in a road game by a Clemson Tiger since Marcquise Reed scored 28 at Virginia Tech on Feb. 21, 2018.

CLEMSON PLAYERS WITH AT LEAST 28 POINTS ON THE ROAD SINCE 2010

Date	Player	Opponent	Points
Feb. 15, 2022	PJ Hall	Florida State	28
Feb. 21, 2018	Marcquise Reed	Virginia Tech	28
Feb. 20, 2016	Jaron Blossomgame	NC State	33
Feb. 11, 2014	K.J. McDaniels	Notre Dame	30

CLEMSON PLAYERS WITH AT LEAST 28 POINTS IN ANY GAME SINCE 2010

Date	Player	Opponent	Points
Feb. 15, 2022	PJ Hall	at Florida State	28
Jan. 28, 2020	Tevin Mack	Syracuse	32
Feb. 23, 2019	Marcquise Reed	Boston College	31
Jan. 16, 2019	Marcquise Reed	Georgia Tech	30
March 23, 2018	Gabe DeVoe	vs. Kansas	31
Feb. 21, 2018	Marcquise Reed	at Virginia Tech	28
Dec. 13, 2016	Jaron Blossomgame	S.C. State	29
March 1, 2016	Jaron Blossomgame	Virginia	31
Feb. 20, 2016	Jaron Blossomgame	at NC State	33
Feb. 8, 2016	Jaron Blossomgame	Georgia State	30
March 18, 2014	K.J. McDaniels	Georgia State	30
Feb. 11, 2014	K.J. McDaniels	at Notre Dame	30
Jan. 27, 2011	Milton Jennings	Virginia Tech	28
Jan. 21, 2012	Andre Young	Georgia Tech	29

HALL SCORES 28 AT FLORIDA STATE

- PJ Hall scored 28 points in the Tigers 81-80 loss at Florida State on Feb. 15. It was his career high and just the fourth game of at least 28 points by a Clemson center in the last 30 years. Hall made 8-13 from the field and 12-13 from the foul line.
- The only other Clemson centers to score at least 28 points in a game since 1992 are Trevor Booker and Chris Hobbs. Booker did it twice in 2007-08, in consecutive games against Charlotte (32) and Florida State (29). Booker also had a 31-point game as a senior against Western Carolina, but he was a power forward that year. Raymond Sykes was the center in 2009-10.
- So far this year, Hall has averaged 15.5 points and nearly six rebounds per game, has shot 48.8 percent from the field and 79.1 percent from the line. He also has 42 assists and 32 blocks.
- Hall's scoring average is the best for a Clemson starting center since the 1990-91 season when Dale Davis averaged 17.9 points a game as a senior.

HIGHEST SCORING GAMES BY CLEMSON CENTER IN THE LAST 30 YEARS

Player	Date	Site-Opponent	Points
Trevor Booker	1-9-2008	H-Charlotte	32
Trevor Booker	1-12-2008	H-Florida State	29
PJ Hall	2-15-2022	A-Florida State	28
Chris Hobbs	11-27-2001	H-Virginia	28

HIGHEST SCORING AVERAGES BY CENTERS IN CLEMSON HISTORY

Year	Player	Height	Class	Avg.
1986-87	Horace Grant	6-10	Sr.	21.0
1987-88	Elden Campbell	6-10	So.	18.8
1990-91	Dale Davis	6-10	Sr.	17.9
1988-89	Elden Campbell	6-10	Jr.	17.5
1964-65	Randy Mahaffey	6-7	So.	17.3
1966-67	Randy Mahaffey	6-7	Sr.	16.8
1967-68	Randy Mahaffey	6-7	Jr.	16.6
1989-90	Elden Campbell	6-10	Sr.	16.4
2021-22	PJ Hall	6-10	So.	15.5
1993-94	Sharone Wright	6-11	Jr.	15.4
1992-93	Sharone Wright	6-11	So.	15.0

HALL'S CAREER DOUBLE-DOUBLES

- PJ Hall totaled his first career double-double and vs. Drake (Dec. 11).

- Hall finished with 22 points and 13 rebounds in the 90-80 overtime victory in Atlanta.
- Hall then collected his second career double-double in a 91-78 loss at Syracuse. Hall finished with 19 points and 11 rebounds.
- Hall notched his third double-double in a two-point loss at Duke. He scored 14 points and grabbed 10 rebounds.

PJ HALL DOUBLE-DOUBLES

Date	Opponent	Points	Rebounds
Jan. 25, 2022	at Duke	14	10
Jan. 18, 2022	at Syracuse	19	11
Dec. 11, 2021	vs. Drake	22	13

HALL TURNS IN VALIENT EFFORT VS. DRAKE

- PJ Hall posted his first career double-double in a 90-80 overtime win against Drake (Dec. 11).
- Hall had 22 points and 13 rebounds, six of which came on the offensive glass. He also handed out two assists and finished a perfect 9-for-9 at the free throw line.
- Hall is the first player since Jaron Blossomgame (Feb. 25, 2017 vs. Florida State) to finish at least 9-for-9 at the line in a game.
- He is also just the fourth Tiger to do so during the Brad Brownell Era at Clemson.

PJ HALL AT THE CHARLESTON CLASSIC

- PJ Hall averaged 15.0 points, 5.0 rebounds, 2.0 assists and 1.3 blocks per game during the three-game tournament.
- Hall shot 19-for-33 (57.6 percent) from the floor, including 4-for-10 from three.
- He tied career highs against No. 22 St. Bonaventure with 22 points and eight rebounds. Of his eight rebounds, three of them came on the offensive glass – a new career high.

CAREER NIGHT FOR HALL AGAINST HOMETOWN TEAM

- PJ Hall finished with a career-high 22 points and tied his career high with eight rebounds in a 76-68 win over Wofford on Nov. 12.
- It marked Hall's first career 20-point game.
- He made a career-best seven free throws on a career high 10 attempts, while adding in a career-best three triples and finished 6-for-8 from the floor.

FAST START ON OPENING NIGHT

- PJ Hall notched a career-best with eight rebounds in a season opening win against Presbyterian.
- Of Hall's eight board, one was on the offensive glass.
- Hall also added a career-best two blocked shots in addition to one steal and one assist.

STEPPING UP BIG AGAINST NC STATE

- PJ Hall stepped up in a big way off the bench for the Tigers in a 74-70 overtime win against NC State (Jan. 2, 2021).
- Hall scored eight points on 4-for-7 shooting, including providing a hook shot over Manny Bates with 10 seconds left in overtime to extend the Clemson lead to 74-70.

THROWN INTO THE FIRE

- PJ Hall was thrown into the fire in his first collegiate game and did not disappoint.
- Hall relieved Aamir Simms off the bench when Simms got into foul trouble.
- Hall finished 5-for-6 from the floor with 10 points and seven rebounds to help lead the Tigers to a 53-42 victory over Mississippi State (Nov. 25, 2020).

PJ HALL'S AWARDS AND ACCOLADES

Rankings

- #1 ranked player in South Carolina
- 2019-20 South Carolina Gatorade Player of the Year
- ESPN ranked four-star prospect (No. 48 in ESPN Top

100, No. 9 power forward in the nation)

- 247Sports ranked four-star prospect (No. 54 in Top247, No. 9 power forward in the nation)
- Rivals ranked four-star prospect (No. 48 in Rivals150, No. 8 power forward in the nation)

2018-19

- Averaged 14.5 points, 8.2 rebounds and 2.1 blocks per game as a junior
- USA Today All-South Carolina Team
- 5A State Champion
- All-Region
- All-State
- Spartanburg Herald Journal First-Team All-Area
- Chick-Fil-A Classic All-Tournament Team

2017-18:

- SC Top-80 Camp "Mr. Basketball"
- 5A State Champion
- SCHSL All-Rookie Team

32 DANIEL NAUSEEF

Fr. | Forward | 6-7 | 215
Dayton, Ohio | Chaminade Julianne Catholic



» CAREER HIGHS

Points	--	--	--
Rebounds	1	vs. Notre Dame	1/12/22
Assists	--	--	--
Steals	--	--	--
FG Made	--	--	--
3FG Made	--	--	--
FT Made	--	--	--
Minutes	1	2x, last vs. Duke	2/10/22

» ABOUT JACK NAUSEEF

Born September 29, 2002
Hometown Dayton, Ohio
High School Chaminade Julianne Catholic
Major Microbiology
Fun Fact Just the seventh Clemson manager to be elevated to the active roster in school history; brother Jack is also a walk on

» 2021-22 GAME-BY-GAME

OPPONENT	FG	PCT.	3FG	PCT.	FT	PCT.	OR-DR-TOT	PF	A	TO	BLK	STL	PTS	MIN
vs. Drake	DNP													
Miami (Oh.)	DNP													
South Carolina	DNP													
at Virginia	DNP													
Duke	PPD.													
Virginia	DNP													
at NC State	DNP													
at Notre Dame	0-0	.000	0-0	.000	0-0	.000	1-0-1	0	0	0	0	0	0	1
Boston College	DNP													
at Syracuse	DNP													
Pittsburgh	DNP													
[9] at Duke	DNP													
Florida State	DNP													
at Georgia Tech	DNP													
North Carolina	DNP													
[7] Duke	0-0	.000	0-0	.000	0-0	.000	0-0-0	0	0	0	0	0	0	1
Notre Dame	DNP													
at Florida State	DNP													
at Louisville	DNP													
Wake Forest	DNP													
at Boston College	DNP													
Georgia Tech	DNP													
Virginia Tech	DNP													

* - Game Started; [] AP Ranking

» NOTES

FROM MANAGER TO PLAYER

- Clemson basketball student manager Daniel Nauseef was elevated to the active roster on Dec. 10, 2021. He joins his brother Jack Nauseef and Devin Foster as former managers turned walk on.
- This isn't something unfamiliar to head coach Brad Brownell, who, in 2019, elevated a then-manager Wells Hoag (2019-21) to the active roster.
- He also elevated Riley McGillan in 2014. McGillan played 20 games through his Tiger career, scoring 11 points.
- McGillan later served as a graduate assistant in Clemson's program and is now the director of operations at Longwood University for men's basketball.
- Prior to Hoag and McGillan, the last managers to play in a game were Dennis Hopf (1988-89) and Edward Bynum (1984-85).
- The most points scored by a walk-on in a career is 33 by Jeff Holstein (1985-87) in 34 career games. He also recorded 32 rebounds.

PROMOTED MANAGERS CAREER STATS

Name	Years	GP	FG	3FG	FT	Reb	Pts
Dan Nauseef	2021-pres.	2	0-0	0-0	0-0	1	0
Jack Nauseef	2021-pres.	1	0-1	0-0	0-0	0	0
Devin Foster	2021-pres.	2	0-0	0-0	0-0	1	0
Wells Hoag	2019-21	10	2-7	1-4	0-0	2	5
Riley McGillan	2014-17	20	4-14	2-12	1-2	2	11
Dennis Hopf	1988-89	1	0-1	0-0	0-0	0	0
Edward Bynum	1984-85	9	3-7	0-0	4-12	9	10

» CAREER STATS

Year	GP	GS	Min.	Field Goals			3-PT			FT	FTA	Pct.	Rebounds			PF	DQ	A	TO	Blk	Stl	Pts.	Avg.
				FG	FGA	Pct.	FG	FGA	Pct.				OR	DR	TOT								
2021-22	2	0	2	0	0	.000	0	0	.000	0	0	.000	1	0	1	0.5	0	0	0	0	0	0	0.0
TOTAL	2	0	2	0	0	.000	0	0	.000	0	0	.000	1	0	1	0.5	0	0	0	0	0	0	0.0

33 NAZ BOHANNON



+Sr. | Forward | 6-6 | 232
Lorain, Ohio | Lorain

» CAREER HIGHS

Points	32	vs. Green Bay	1/1/21
Rebounds	19	vs. Central Michigan	12/4/18
Offensive Rebounds	9	2x, last at Cleveland State	1/26/19
Assists	11	at Oakland	3/2/21
Blocks	2	at Western Michigan	12/7/19
Steals	4	3x, last vs. Thiel	11/7/19
FG Made	12	vs. Green Bay	1/1/21
3FG Made	3	at Ohio State	12/18/18
FT Made	8	vs. Green Bay	1/1/21
Minutes	52	vs. Central Michigan	12/4/18

» ABOUT NAZ BOHANNON

Born January 22, 1999
Hometown Lorain, Ohio
High School Lorain
Previous School Youngstown State
Major Athletic Leadership

» 2021-22 GAME-BY-GAME

OPPONENT	FG	PCT.	3FG	PCT.	FT	PCT.	OR-DR-TOT	PF	A	TO	BLK	STL	PTS	MIN
Presbyterian	0-1	.000	0-0	.000	0-0	.000	1-2-3	0	1	0	0	0	0	21
Wofford	2-4	.500	0-0	.000	1-2	.500	2-5-7	1	3	2	1	0	5	13
Bryant	1-2	.500	0-0	.000	0-0	.000	1-3-4	2	3	1	0	0	2	18
vs. Temple	3-4	.750	0-0	.000	0-0	.000	1-1-2	1	1	0	0	0	6	18
[22] vs. St. Bonaventure	0-1	.000	0-0	.000	0-0	.000	0-0-0	0	2	1	0	0	0	17
West Virginia	2-4	.500	0-0	.000	3-4	.750	1-2-3	3	4	4	0	0	7	25
Charleston Southern	5-8	.625	0-0	.000	0-0	.000	3-4-7	2	2	0	0	0	10	19
at Rutgers	4-6	.667	0-0	.000	0-0	.000	3-1-4	1	3	2	1	0	8	24
at Miami	2-4	.500	0-0	.000	0-0	.000	4-2-6	0	4	1	0	0	4	20
vs. Drake	2-2	1.000	0-0	.000	0-0	.000	0-2-2	4	2	2	0	0	4	24
Miami (Oh.)	5-9	.556	0-0	.000	0-1	.000	0-4-4	0	3	1	0	0	10	25
South Carolina	0-0	.000	0-0	.000	0-0	.000	0-3-3	1	1	3	0	1	0	12
at Virginia	4-6	.667	0-0	.000	0-0	.000	0-1-1	2	2	0	0	1	8	12
Duke	PPD.													
Virginia	0-2	.000	0-0	.000	0-0	.000	1-1-2	2	2	2	0	0	0	13
at NC State	2-3	.667	0-0	.000	1-1	1.000	0-4-4	1	2	3	0	1	5	16
at Notre Dame	1-3	.333	0-0	.000	1-1	1.000	3-3-6	2	1	1	0	0	3	17
Boston College	3-6	.500	0-0	.000	3-3	1.000	4-8-12	0	1	1	1	0	9	19
at Syracuse	2-3	.667	0-0	.000	0-0	.000	1-2-3	1	2	1	0	0	4	18
Pittsburgh	2-5	.400	0-0	.000	0-0	.000	2-1-3	0	2	0	0	1	4	22
[9] at Duke	1-3	.333	0-1	.000	0-0	.000	0-1-1	0	0	0	0	1	2	12
Florida State	5-7	.714	0-0	.000	1-1	1.000	3-2-5	1	3	1	0	0	11	30
* at Georgia Tech	4-6	.667	0-0	.000	1-2	.500	2-6-8	2	2	5	0	2	9	30
* North Carolina	2-8	.250	0-0	.000	2-2	1.000	1-2-3	1	0	1	0	1	6	26
[7] Duke	5-7	.714	1-1	1.000	2-4	.500	1-3-4	1	0	0	0	0	13	23
Notre Dame	5-9	.556	0-0	.000	0-0	.000	1-6-7	0	2	0	0	1	10	30
at Florida State	2-4	.500	0-0	.000	4-7	.571	3-6-9	3	2	3	0	0	8	30
at Louisville	5-10	.500	0-0	.000	1-3	.333	2-2-4	2	0	1	0	0	11	34
Wake Forest	3-7	.429	0-0	.000	1-1	1.000	1-2-3	4	3	1	0	1	7	31
at Boston College	0-2	.000	0-0	.000	0-0	.000	3-1-4	2	1	1	0	1	0	27
Georgia Tech	4-5	.800	0-0	.000	1-1	1.000	0-3-3	2	1	2	0	0	9	19
Virginia Tech														

* - Game Started; [] AP Ranking

» NOTES

SIXTH MAN PRODUCTION

Naz Bohannon has given the Tigers tremendous minutes off of the bench this season, contributing to nearly every positive play category (organized by total points scored).

PLAYERS WITH AT LEAST 53.0% FG, 50+ ASSISTS AND 125+ REBOUNDS OFF THE BENCH

Rk	Name	GP-GS	FG%	Reb	Ast	Pts
1.	Trevion Williams, Purdue	30-4	54.6	219	91	352
2.	Dylan Van Eyck, Iona	30-6	57.8	132	86	241
3.	Naz Bohannon, Clemson	30-2	53.9	127	55	175

JOINING ELITE COMPANY

Naz Bohannon is the eighth player since the 1992-93 season to produce at least 1,200 points, 1,000 rebounds and 300 assists (College Basketball Reference).

PLAYERS WITH AT LEAST 1,400 POINTS, 1,100 REBOUNDS AND 300 ASSISTS (CAREER - SINCE 1992-93 SEASON)

Rk	Name	Years	Pts	Reb	Ast
1.	Ethan Happ, Wisconsin	2016-19	2130	1217	423
2.	Keith Braxton, St. Francis (Pa.)	2017-20	2067	1149	454
3.	John Konchar, IPFW	2016-19	2065	1149	553
4.	Naz Bohannon, Clemson/YSU	2017-21	1402	1114	346

CLEANING UP THE GLASS

Naz Bohannon came to Clemson with 990 career rebounds.
 Bohannon grabbed seven in a win over Wofford (Nov. 12) and notched the 1,000 rebound plateau of his career.
 He is the only active Division I player with 1,100 career rebounds.

BEFORE CLEMSON (YOUNGSTOWN STATE)

Bohannon is a 6-6, 228-pound forward who led the Penguins in scoring last season (16.5 ppg) and rebounding (8.2 rpg), while also logging 32.9 minutes per contest and a team-best 52.6 percent shooting clip.
 He posted 11 20-point outings, including a season-high 32 points in a win over Green Bay (Jan. 1).
 Bohannon logged six double-digit rebounding games, including a season-high 13 at Oakland (March 2).
 He scored 1,236 career points as a Penguin, which includes his best season as a senior with 412 points.
 Bohannon finished his Youngstown State career with 990 rebounds, 292 assists, 84 steals and 18 blocks. He

» CAREER STATS

Year	GP	GS	Min.	Field Goals			3-PT			FT			Rebounds				PF	DQ	A	TO	Blk	Stl	Pts.	Avg.
				FG	FGA	Pct.	FG	FGA	Pct.	FT	FTA	Pct.	OR	DR	TOT	Avg.								
2017-18*	32	31	933	93	226	.412	6	26	.231	38	66	.576	108	151	259	8.1	84	1	44	52	5	23	230	7.2
2018-19*	29	29	845	95	203	.468	5	21	.238	31	50	.620	100	142	242	8.3	74	3	86	63	5	22	226	7.8
2019-20*	33	33	1062	153	296	.517	1	4	.250	61	107	.570	133	151	284	8.6	73	1	83	78	7	22	368	11.2
2020-21*	25	25	823	172	327	.526	1	6	.167	67	112	.598	74	131	205	8.2	54	0	79	65	1	17	412	16.5
2021-22	30	2	648	76	141	.539	1	2	.500	22	33	.667	44	83	127	4.2	41	0	55	40	3	11	175	5.8
TOTAL	149	120	4310	589	1193	.494	14	59	.237	219	368	.595	459	658	1117	7.5	326	4	347	298	21	95	1411	9.5

Note: * - Played four seasons at Youngstown State

» BOHANNON NOTES

finished 10 rebounds shy of becoming the first Penguin to record 1,000 points and 1,000 rebounds.

- Bohannon was a Horizon League All-Freshman team member in 2017-18 after posting 7.2 points and 8.1 rebounds per contest.
- Bohannon played four seasons at Youngstown State (2017-21) and will be immediately eligible after graduating from Youngstown State with a degree in business administration.

"Naz Bohannon assuredly adds physicality and toughness to our team. He is a relentless rebounder who enjoys mixing it up inside on both ends of the floor. While his scoring and rebounding numbers stand out, our staff was equally impressed by his vision and willingness to get shots for his teammates."

MISCELLANEOUS STATS

MISCELLANEOUS STATS

Dunks: David Collins (5), PJ Hall (23), Alex Hemenway (1), Chase Hunter (6), Ben Middlebrooks (1), Ian Schieffelin (2), Hunter Tyson (8)

Charges Taken: Naz Bohannon (1), David Collins (14), Al-Amir Dawes (1), PJ Hall (6), Alex Hemenway (3), Chase Hunter (1), Ben Middlebrooks (3), Ian Schieffelin (1), Hunter Tyson (12)

20-Point Games: Al-Amir Dawes (1), PJ Hall (6)

30-Point Games:

Double-Doubles: David Collins (4), PJ Hall (3), Hunter Tyson (1)

Double Figure Scoring: Naz Bohannon (6), David Collins (16), Al-Amir Dawes (16), PJ Hall (25), Alex Hemenway (3), Nick Honor (11), Chase Hunter (9), Ian Schieffelin (2), Hunter Tyson (12)

Double Figure Rebounding: Naz Bohannon (1), David Collins (7), PJ Hall (3), Ian Schieffelin (1), Hunter Tyson (1)

Led Clemson in Scoring: David Collins (2), Al-Amir Dawes (4), PJ Hall (13), Alex Hemenway (1), Chase Hunter (2), Nick Honor (1), Hunter Tyson (4)

Led Clemson in Rebounding: David Collins (12), PJ Hall (7), Chase Hunter (1), Ian Schieffelin (2), Hunter Tyson (3)

Led Clemson in Assists: Naz Bohannon (2), David Collins (4), Al-Amir Dawes (3), Nick Honor (7), Chase Hunter (2)

Consecutive Field Goals Made: 4 vs. Presbyterian (11/9/21); 8 by Nick Honor vs. Temple/St. Bonaventure (11/18/21-11/19/21)

Consecutive Points Scored: 12 by Nick Honor vs. Temple (11/18/21)

Consecutive Free Throws Made: 8 by PJ Hall vs. Florida State (2/15/22); Overall: PJ Hall made 18-straight (11/26/21-12/14/21)

Consecutive Three-Pointers Made: 5 by Nick Honor vs. Temple/St. Bonaventure (11/18/21-11/19/21)

Largest Lead: 37 vs. Charleston Southern (11/26/21)

Largest Deficit: 23 vs. Notre Dame (1/12/22 - 2nd half, 7:17)

Largest Halftime Deficit: 8 vs. Presbyterian (11/9/21); 8 vs. Wofford (11/12/21); 8 vs. Rutgers (11/30/21)

Largest Deficit Overcome for Victory: 11 vs. Presbyterian (11/9/21)

Most Consecutive Clemson Points: 14 vs. Temple (11/18/21 - 2nd half, 18:52)

Most Consecutive Opponent Points: 16 by St. Bonaventure (11/19/21 - 2nd half, 5:56).

CLEMSON'S RECORD...

Overall.....	15-15	When leading with 1:00 left	14-2
At home.....	10-5	When trailing with 1:00 left.....	1-11
On the road	3-8	When shooting 50% or better.....	6-1
At neutral sites	2-2	When opponent shoots less than 50%	13-10
In overtime	0-0	When scoring 70 or more points	12-4
Vs. ranked opponents	0-3	When winning the rebound margin.....	10-6
In games decided by 3 points or less.....	1-5	When winning the turnover margin.....	9-6
In games decided by 5 points or less.....	1-2	When winning points in the paint	10-8
In games decided by 7 or more points.....	12-7	When winning bench points	9-8
When leading at halftime	13-5	In November	5-3
When trailing at halftime.....	2-9	In December	4-1
When tied at halftime	0-1	In January	2-5
When leading with 5:00 left	14-4	In February	3-6
When trailing with 5:00 left.....	1-9	In March.....	1-0

SEASON SUPERLATIVES

CATEGORY	CLEMSON TEAM HIGH	CLEMSON TEAM LOW
Total Points	93 vs. Bryant, 11/15/21	56 vs. Notre Dame, 1/12/22
1st Half Points	52 vs. Bryant, 11/15/21	20 vs. Georgia Tech, 2/5/22
2nd Half Points	54 vs. Charleston Southern, 11/26/21	25 vs. West Virginia, 11/21/21
1st Half Field Goal %	63.6 vs. Bryant, 11/15/21	25.8 vs. Notre Dame, 1/12/22
2nd Half Field Goal %	60.7 vs. Georgia Tech, 3/2/22	36.0 vs. Virginia, 1/4/22
Scoring Margin	+32 vs. Charleston Southern, 11/26/21	-18 vs. Duke, 2/10/22
Field Goals Made	35 vs. Bryant, 11/15/21	21 vs. many (3), last vs. Notre Dame, 1/12/22
Field Goal Attempts	71 vs. Duke, 1/25/22	40 vs. West Virginia, 11/21/21
Field Goal %	56.5 vs. Bryant, 11/15/21	33.3 vs. South Carolina, 12/18/21
3-Pointers Made	13 vs. Miami (Ohio), 12/14/21	3 vs. NC State, 1/8/22
3-Point Attempts	32 vs. Notre Dame, 1/12/22	10 vs. NC State, 1/8/22
3-Point % (min. 10 att.)	55.6 vs. Bryant, 11/15/21	18.8 vs. Notre Dame, 1/12/22
Free Throws Made	30 vs. Florida State, 2/15/22	0 vs. Duke, 1/25/22
Free Throw Attempts	36 vs. Florida State, 2/15/22	1 vs. Duke, 1/25/22
Free Throw % (min. 10 att.)	91.7 vs. Charleston Southern, 11/26/21	55.6 vs. West Virginia, 11/21/21
Rebounds	51 vs. South Carolina, 12/18/21	23 vs. Virginia, 1/4/22
Offensive Rebounds	19 vs. South Carolina, 12/18/21	2 vs. Georgia Tech, 3/2/22
Rebound Margin	+18 vs. Miami, 12/4/21	-13 vs. Syracuse, 1/18/22
Assists	22 vs. vs. Syracuse, 1/18/22	8 vs. Boston College, 2/26/22
Turnovers	20 vs. West Virginia, 11/21/21	5 vs. Notre Dame, 2/12/22
Blocked Shots	7 vs. Virginia, 12/22/21	0 vs. Miami, 12/4/21; Louisville, 2/19/22
Steals	9 vs. many (4), last vs. Georgia Tech, 2/5/22	3 vs. Rutgers, 11/30/21; Notre Dame, 1/12/22; Louisville, 2/19/22
Fouls	24 vs. Florida State, 2/15/22	8 vs. Notre Dame, 2/12/22

CATEGORY	OPPONENT TEAM HIGH	OPPONENT TEAM LOW
Total Points	91 by vs. Syracuse, 1/18/22	48 by Temple, 11/18/21; Pittsburgh, 1/22/22
1st Half Points	40 by Bryant, 11/15/21 ; vs. Syracuse, 1/18/22	24 by Charleston Southern, 11/26/21 ; South Carolina, 12/18/21
2nd Half Points	51 by vs. Syracuse, 1/18/22	21 by Presbyterian, 11/9/21 ; Pittsburgh, 1/22/22
1st Half Field Goal %	61.9 by Virginia, 1/4/22	29.6 by NC State, 1/8/22
2nd Half Field Goal %	60.7 by North Carolina, 2/8/22	21.7 by Virginia, 12/22/21
Field Goals Made	31 by vs. Syracuse, 1/18/22; Duke, 2/10/22	15 by Virginia, 12/22/21
Field Goal Attempts	63 by Duke, 2/10/22	41 by Virginia, 12/22/21
Field Goal %	54.3 by Virginia, 1/4/22	29.5 by Charleston Southern, 11/26/21
3-Pointers Made	14 by St. Bonaventure, 11/19/21	3 by Presbyterian, 11/9/21
3-Point Attempts	32 by Wake Forest, 2/23/22	23 by Wofford, 11/12/21 ; Pittsburgh, 1/22/22
3-Point % (min. 10 att.)	54.2 by Notre Dame, 2/12/22	12.5 by Presbyterian, 11/9/21
Free Throws Made	25 by Florida State, 2/15/22	8 by many (3), last vs. Boston College, 1/15/22
Free Throw Attempts	30 by Florida State, 2/15/22	10 by Presbyterian, 11/9/21
Free Throw % (min. 10 att.)	100.0 by Charleston Southern, 11/26/21	50.0 by Notre Dame, 2/12/22
Rebounds	42 by Duke, 2/10/22	21 by Miami, 12/4/21
Offensive Rebounds	13 by many (3), last vs. Wake Forest, 2/23/22	2 by Virginia, 12/22/21
Assists	18 by Miami, 12/4/21; Duke, 1/25/22; Georgia Tech, 2/5/22	4 by South Carolina, 12/18/21
Turnovers	20 by Pittsburgh, 1/22/22	7 by Rutgers, 11/30/21; Duke, 2/10/22 ; Notre Dame, 2/12/22
Blocked Shots	11 by Virginia, 12/22/21	0 by Charleston Southern, 11/26/21
Steals	12 by NC State, 1/8/22	2 by South Carolina, 12/18/21
Fouls	29 by South Carolina, 12/18/21	7 by Notre Dame, 2/12/22

CATEGORY	CLEMSON INDIVIDUAL BEST	OPPONENT INDIVIDUAL BEST
Points	28 by PJ Hall vs. Florida State, 2/15/22	28 by RayQuan Evans (Florida State), 2/15/22
Field Goals Made	10 by PJ Hall vs. NC State, 1/8/22	10 by Peter Kiss (Bryant), 11/15/21
Field Goal Attempts	18 by PJ Hall vs. North Carolina, 2/8/22	20 by Peter Kiss (Bryant), 11/15/21
Field Goal Perfection	7 by Nick Honor vs. Temple, 11/18/21	Dereon Seabron (NC State), 1/8/22
3-Pointers Made	6 by Al-Amir Dawes vs. Georgia Tech, 2/5/22	Mark Williams (Duke), 2/10/22
	Al-Amir Dawes vs. Louisville, 2/19/22	5 by Chris Childs (Bryant), 11/15/21
		Jaren Holmes (St. Bonaventure), 11/19/21
		Brevin Galloway (Boston College), 1/15/22
		Tucker DeVries (Drake), 12/11/21
		Blake Wesley (Notre Dame), 2/12/22
3-Point Attempts	10 by Al-Amir Dawes vs. Georgia Tech, 2/5/22	12 by Tucker DeVries (Drake), 12/11/21
	Al-Amir Dawes vs. Louisville, 2/19/22	
3-Point Perfection	4 by Nick Honor vs. Temple, 11/18/21	5 by Chris Childs (Bryant), 11/15/21
Free Throws Made	12 by PJ Hall vs. Florida State, 2/15/22	12 by RayQuan Evans (Florida State), 2/15/22
Free Throw Attempts	13 by PJ Hall vs. Florida State, 2/15/22	13 by RayQuan Evans (Florida State), 2/15/22
Free Throw Perfection	9 by PJ Hall vs. Drake, 12/11/21	7 by Joseph Girard III (Syracuse), 1/18/22
		James Karnik (Boston College), 2/26/22
Rebounds	13 by PJ Hall vs. Drake, 12/11/21; Hunter Tyson vs. South Carolina, 12/18/21	11 by many (4), last by DeMarr Langford (Boston College), 2/26/22
Offensive Rebounds	6 by PJ Hall vs. Drake, 12/11/21; Hunter Tyson vs. South Carolina, 12/18/21	5 by James Beck (Miami (Ohio)), 12/14/21
		Dereon Seabron (NC State), 1/8/22
Assists	7 by Nick Honor vs. Bryant, 11/15/21; Charleston Southern, 11/26/21	8 by Wendell Moore Jr. (Duke), 2/10/22
Blocked Shots	4 by PJ Hall vs. NC State, 1/8/22; PJ Hall vs. North Carolina, 2/8/22	5 by Nick Jourdain (Temple), 11/18/21
		Mouhamadou Gueye (Pittsburgh), 1/22/22
Steals	5 by Nick Honor vs. Wofford, 11/12/21	4 by Jericole Helles (NC State), 1/8/22; Joseph Girard III (Syracuse), 1/18/22
Minutes	39 by PJ Hall vs. Drake, 12/11/21	41 by Tremell Murphy (Drake), 12/11/21

Bold denotes a Clemson home game; ^ - denotes one overtime period.

SUPERLATIVES UNDER BRAD BROWNELL

CATEGORY	CLEMSON TEAM HIGH	CLEMSON TEAM LOW
Total Points	100 vs. The Citadel, 11/6/18	36 vs. Virginia, 1/23/18
1st Half Points	54 vs. Alabama A&M, 11/21/19	10 vs. Duke, 1/8/13; Virginia, 2/7/13
2nd Half Points	56 vs. Wake Forest, 2/2/16; North Carolina, 1/16/18	13 vs. Virginia, 1/23/18
1st Half Field Goal %	69.6 vs. Boston College, 2/22/20	12.0 vs. Duke, 1/8/13
2nd Half Field Goal %	85.0 vs. Georgia Tech, 1/12/11	23.5 vs. Duke, 3/2/11
Scoring Margin	+45 vs. Florida A&M, 11/14/14	-48 vs. Florida State, 2/5/17
Field Goals Made	35 vs. The Citadel, 1/1/13; Bryant, 11/15/21	14 vs. Louisville, 1/10/16; Virginia, 1/12/19; South Carolina, 12/15/19
Field Goal Attempts	73 vs. Florida State, 3/4/12	33 vs. Virginia, 1/12/13
Field Goal %	69.2 vs. Georgia Tech, 1/12/11	25.9 vs. Virginia, 1/12/19
3-Pointers Made	15 vs. North Carolina, 1/30/18	0 vs. Virginia Tech, 3/1/12; at NC State, 1/26/19
3-Point Attempts	36 vs. Samford, 12/9/17; Virginia Tech, 2/21/18	7 vs. at NC State, 1/26/19
3-Point % (min. 10 att.)	78.6 vs. Georgia Tech, 1/12/11	0.0 vs. Virginia Tech, 3/1/12
Free Throws Made	32 vs. Louisville, 1/10/16	0 vs. Miami, 2/8/15; Duke, 1/25/22
Free Throw Attempts	46 vs. Western Carolina, 11/12/10	1 vs. Miami, 2/8/15; Duke, 1/25/22
Free Throw % (min. 10 att.)	100.0 vs. Miami (15-15), 1/16/16	38.5 vs. Wake Forest (5-13), 2/25/14
Rebounds	51 vs. Presbyterian College, 12/15/15; South Carolina, 12/18/21	19 vs. Virginia, 1/31/12
Offensive Rebounds	23 vs. Oklahoma, 11/20/16; SC State, 12/13/16	2 vs. Virginia, 1/19/16
Rebound Margin	+23 vs. North Carolina A&T, 11/12/17	-22 vs. Louisville, 1/10/16
Assists	22 vs. many (4), last vs. Virginia Tech, 1/22/17	3 vs. Duke, 1/8/13; Georgia Tech, 2/13/16
Turnovers	22 vs. Florida State, 2/5/17	1 vs. NC State, 2/20/16
Blocked Shots	12 vs. Arizona, 12/8/12; South Carolina, 11/17/13	0 vs. North Carolina, 2/28/13; Virginia Tech, 3/2/13
Steals	16 vs. The Citadel, 1/1/13	0 vs. Illinois, 3/23/14; NC State, 1/11/18
Fouls	25 vs. many (4), last vs. Georgia Tech, 3/9/16	5 vs. SC State, 12/13/16

CATEGORY	OPPONENT TEAM HIGH	OPPONENT TEAM LOW
Total Points	109 by Florida State, 2/5/17	35 by Furman, 12/14/13
1st Half Points	51 by Florida State, 2/5/17	15 by Georgia Tech, 2/14/13; Stetson, 11/8/13
2nd Half Points	58 by Florida State, 2/5/17	11 by Jacksonville, 12/20/19
1st Half Field Goal %	64.0 by Florida State, 3/4/12	17.2 by Georgia Tech, 2/14/13
2nd Half Field Goal %	72.0 by Duke, 1/8/13	16.7 by Delaware State, 11/13/13
Field Goals Made	41 by Florida State, 2/5/17	11 by Savannah State, 12/17/10
Field Goal Attempts	79 by Maryland, 3/2/14	38 by Wake Forest, 2/25/14
Field Goal %	66.1 by Florida State, 2/5/17	22.9 by Savannah State, 12/17/10
3-Pointers Made	19 vs. vs. Mississippi State, 12/8/18	1 by many (6), last by Georgia Tech, 2/13/16
3-Point Attempts	40 by Davidson, 11/17/16	9 by Furman, 11/16/12; UTEP, 11/23/12
3-Point % (min. 10 att.)	72.7 by Maryland, 2/7/12	7.7 by Delaware State, 11/13/13
Free Throws Made	25 by West Virginia, 3/17/11; Florida State, 2/15/22	1 by Virginia, 2/14/12; SC State, 12/23/12
Free Throw Attempts	35 by Maryland, 1/22/11	1 by Virginia, 2/14/12
Free Throw % (min. 10 att.)	96.0 by Colorado, 11/26/19	18.2 by Davidson, 11/22/13
Rebounds	63 by Maryland, 3/2/14	20 by Delaware State, 12/27/10
Offensive Rebounds	24 by Louisville, 1/10/16	1 by Boston College, 1/12/12
Assists	26 by Florida State, 2/5/17	2 by Charleston Southern, 12/18/18
Turnovers	25 by The Citadel, 1/1/13	4 by Temple, 11/21/13
Blocked Shots	11 by Virginia, 12/22/21	0 by many (12), last by Hofstra, 11/17/17
Steals	17 by Alabama, 12/12/20	0 by Hofstra, 11/17/17
Fouls	32 by Western Carolina, 11/12/10	7 by Notre Dame, 2/12/22

CATEGORY	CLEMSON INDIVIDUAL BEST	OPPONENT INDIVIDUAL BEST
Points	33 by Jaron Blossomgame vs. NC State, 2/20/16	40 by Harrison Barnes (North Carolina), 3/12/11
Field Goals Made	13 by many (3), last by Jaron Blossomgame vs. Notre Dame, 2/8/16	12 by many (5), last Landers Nolley II (Virginia Tech), 11/5/19
Field Goal Attempts	24 by K.J. McDaniels vs. Notre Dame, 2/11/14	23 by Landers Nolley II (Virginia Tech), 11/5/19
Field Goal Perfection	7 by Adonis Filer vs. The Citadel, 1/1/13 Nick Honor (Temple), 11/18/21	8 by Mark Williams (Duke), 2/10/22
3-Pointers Made	8 by Marcquise Reed vs. Virginia Tech, 2/21/18	8 by Lamar Peters (Mississippi State), 12/8/18
3-Point Attempts	20 by Marcquise Reed vs. Virginia Tech, 2/21/18	12 by Zane Johnson (Hawaii), 12/25/11 Andrew White III (Syracuse), 2/7/17 Gavin Block (Ohio), 11/16/17 Demontrae Jefferson (Texas Southern), 11/24/17 Ty-Shon Alexander (Creighton), 11/21/18 Antoine Davis (Detroit Mercy), 11/17/19
3-Point Perfection	5 by Gabe DeVoe vs. Texas Southern, 11/24/17	5 by Christian James (Oklahoma), 11/20/16 Chris Childs (Bryant), 11/15/21
Free Throws Made	16 by Milton Jennings vs. Virginia Tech, 1/27/13	15 by Marcus Georges-Hunt (Georgia Tech), 3/9/16
Free Throw Attempts	18 by Milton Jennings vs. Virginia Tech, 1/27/13	16 by Marcus Georges-Hunt (Georgia Tech), 3/9/16
Free Throw Perfection	9 by many (4), last by PJ Hall vs. Drake, 12/11/21	8 by Erick Green (Virginia Tech), 3/8/12 Charles Mann (Georgia), 12/22/15 Jordan Dartis (Ohio), 11/16/17 Theo Pinson (North Carolina), 1/16/18
Rebounds	16 by Elijah Thomas vs. Texas Southern, 11/24/17	20 by John Mooney (Notre Dame), 3/9/19
Offensive Rebounds	8 by many (4), last by Sidy Dijitte vs. Florida State, 2/5/17	8 by Jordan Murphy (Minnesota), 11/30/15
Assists	11 by Marcquise Reed vs. Georgia Tech, 1/28/18 Clyde Trapp vs. Syracuse, 2/6/21	13 by Kendall Marshall (North Carolina), 2/18/12
Blocked Shots	8 by Jerai Grant vs. East Carolina, 12/29/10 Landry Nnoko vs. Virginia Tech, 2/6/16	7 by James Banks III (Georgia Tech), 2/6/19
Steals	6 by Avry Holmes vs. Georgia Tech, 2/13/16	5 by many (4), last by Lavar Batts (NC State), 1/11/18
Minutes	48 by ^K.J. McDaniels vs. Maryland, 3/2/14	50 by ^Eric Atkins (Notre Dame), 2/11/14

Bold denotes a Clemson home game; ^ - denotes one overtime period.

GAME-BY-GAME RESULTS

	W/L	FG-FGA	Pct.	3pt-A	Pct.	FT-FTA	Pct.	OR	DR	Tot	PF	A	TO	BLK	Stl	1H	2H	OT	Pts
Clemson	W	21-45	.467	8-19	.421	14-25	.560	4	28	32	13	12	14	2	4	24	40	N/A	64
Presbyterian		21-59	.356	3-24	.125	8-10	.800	12	26	38	18	12	15	1	6	32	21	N/A	53
Clemson	W	23-49	.469	9-21	.429	21-29	.724	11	26	37	21	11	19	4	8	39	37	N/A	76
Wofford		21-58	.362	5-23	.217	21-24	.875	12	19	31	26	8	14	1	6	31	37	N/A	68
Clemson	W	35-62	.565	10-18	.556	13-18	.722	9	30	39	11	20	7	2	4	52	41	N/A	93
Bryant		26-61	.426	9-27	.333	9-11	.818	6	21	27	14	14	9	2	4	40	30	N/A	70
Clemson	W	30-55	.545	11-21	.524	4-6	.667	6	24	30	11	16	9	2	6	38	37	N/A	75
Temple		19-53	.358	4-20	.200	6-9	.667	10	21	31	13	8	14	6	6	26	22	N/A	48
Clemson	L	26-58	.448	9-23	.391	4-8	.500	6	26	32	12	12	6	3	6	36	29	N/A	65
St. Bonaventure		23-54	.426	14-24	.583	8-8	1.000	5	28	33	10	15	9	5	3	26	42	N/A	68
Clemson	L	22-40	.550	5-14	.357	10-18	.556	4	23	27	16	12	20	1	5	34	25	N/A	59
West Virginia		26-61	.426	5-19	.263	9-11	.818	13	18	31	16	11	12	4	9	35	31	N/A	66
Clemson	W	34-70	.486	12-29	.414	11-12	.917	13	31	44	15	19	10	2	9	37	54	N/A	91
Charleston Southern		18-61	.295	8-27	.296	15-15	1.000	11	23	34	13	6	17	0	3	24	35	N/A	59
Clemson	L	23-59	.390	4-18	.222	14-19	.737	10	29	39	22	13	9	3	3	25	39	N/A	64
Rutgers		26-60	.433	7-19	.368	15-26	.577	12	28	40	16	15	7	1	4	33	41	N/A	74
Clemson	L	27-56	.482	9-21	.429	12-14	.857	13	26	39	18	16	18	0	5	40	35	N/A	75
Miami		27-55	.491	11-25	.440	15-17	.882	4	17	21	14	18	8	6	7	34	46	N/A	80
Clemson	W	28-60	.467	11-26	.423	23-27	.852	12	26	38	17	17	10	1	7	39	35	16	90
Drake		28-60	.467	11-31	.355	13-16	.813	7	20	27	22	15	10	2	5	32	42	6	80
Clemson	W	30-59	.508	13-24	.542	16-18	.889	8	27	35	13	21	8	6	4	36	53	N/A	89
Miami (Ohio)		26-61	.426	11-30	.367	13-16	.813	11	23	34	16	9	9	1	3	35	41	N/A	76
Clemson	W	21-63	.333	5-22	.227	23-31	.742	19	32	51	18	10	14	5	5	30	40	N/A	70
South Carolina		18-55	.327	5-20	.250	15-20	.750	8	27	35	29	4	15	7	2	24	32	N/A	56
Clemson	W	28-59	.475	8-22	.364	3-8	.375	8	27	35	17	12	7	1	7	35	32	N/A	67
Virginia		15-41	.366	6-22	.273	14-19	.737	2	24	26	10	7	14	11	4	27	23	N/A	50
Clemson	L	23-50	.460	9-20	.450	10-16	.625	6	17	23	18	17	9	4	2	37	28	N/A	65
Virginia		25-46	.543	4-14	.286	21-24	.875	6	22	28	17	12	9	4	4	36	39	N/A	75
Clemson	W	28-57	.491	3-10	.300	11-13	.846	7	29	36	17	10	16	5	9	30	40	N/A	70
NC State		19-60	.317	9-28	.321	18-23	.783	13	23	36	18	8	15	2	12	28	37	N/A	65
Clemson	L	21-61	.344	6-32	.188	8-12	.667	13	26	39	18	11	10	1	3	22	34	N/A	56
Notre Dame		25-55	.455	10-26	.385	12-17	.706	8	29	37	16	11	8	2	5	39	33	N/A	72
Clemson	L	27-59	.458	6-19	.316	8-14	.571	8	29	37	15	10	12	2	8	39	29	N/A	68
Boston College		28-57	.491	6-19	.316	8-15	.533	4	28	32	14	8	11	7	6	32	38	N/A	70
Clemson	L	31-63	.492	8-27	.296	8-11	.727	4	22	26	21	22	9	0	6	39	39	N/A	78
Syracuse		31-58	.534	9-22	.409	20-26	.769	9	30	39	13	13	10	6	6	40	51	N/A	91
Clemson	W	22-46	.478	12-25	.480	19-26	.731	5	23	28	14	19	9	3	7	38	37	N/A	75
Pittsburgh		16-48	.333	7-23	.304	9-13	.692	11	22	33	20	7	20	5	5	27	21	N/A	48
Clemson	L	29-71	.408	11-26	.423	0-1	.000	14	25	39	13	19	10	1	9	36	33	N/A	69
Duke		25-52	.481	10-20	.500	11-13	.846	3	28	31	10	18	12	4	4	36	35	N/A	71
Clemson	W	27-52	.519	6-15	.400	15-21	.714	10	27	37	17	15	14	2	4	45	30	N/A	75
Florida State		26-54	.481	7-22	.318	10-16	.625	5	19	24	17	16	9	6	9	36	33	N/A	69
Clemson	L	24-58	.414	6-24	.250	10-11	.909	10	24	34	13	16	18	4	9	20	44	N/A	64
Georgia Tech		25-57	.439	10-25	.400	9-13	.692	10	23	33	15	18	18	1	10	33	36	N/A	69
Clemson	L	25-57	.439	8-19	.421	19-21	.905	6	21	27	17	14	12	5	9	25	52	N/A	77
North Carolina		29-58	.500	8-24	.333	13-17	.765	9	26	35	17	17	14	3	4	30	49	N/A	79
Clemson	L	22-58	.379	5-18	.278	15-21	.714	7	26	33	14	13	6	3	3	27	37	N/A	64
Duke		31-63	.492	9-22	.409	11-15	.733	9	33	42	18	16	7	5	4	38	44	N/A	82
Clemson	L	26-61	.426	5-18	.278	4-5	.800	6	24	30	8	10	5	1	5	28	33	N/A	61
Notre Dame		29-55	.527	13-24	.542	5-10	.500	4	30	34	7	16	7	1	5	38	38	N/A	76
Clemson	L	22-57	.386	6-27	.222	30-36	.833	14	27	41	24	14	10	2	5	40	40	N/A	80
Florida State		24-55	.436	8-19	.421	25-30	.833	7	22	29	22	14	8	6	5	36	45	N/A	81
Clemson	L	25-58	.431	9-23	.391	2-4	.500	7	26	33	16	11	12	0	3	27	34	N/A	61
Louisville		26-57	.456	8-29	.276	10-14	.714	8	28	36	10	10	8	4	8	28	42	N/A	70
Clemson	W	29-54	.537	8-18	.444	14-19	.737	6	24	30	16	18	11	1	7	36	44	N/A	80
Wake Forest		25-61	.410	9-32	.281	10-14	.714	13	23	36	18	13	12	3	4	33	36	N/A	69
Clemson	W	20-50	.400	6-20	.300	24-30	.800	10	30	40	16	8	8	1	4	28	42	N/A	70
Boston College		21-58	.362	6-29	.207	12-13	.923	8	22	30	17	10	8	3	6	25	35	N/A	60
Clemson	W	28-53	.528	6-21	.286	6-7	.857	2	26	28	11	13	13	5	8	27	41	N/A	68
Georgia Tech		25-56	.446	7-21	.333	8-11	.727	7	24	31	12	15	12	1	5	33	32	N/A	65

2021-22 BOX SCORES

1	CLEMSON PRESBYTERIAN	64
Nov. 9, 2021	ATTENDANCE: 6,144	53
LITTLEJOHN COLISEUM / CLEMSON, S.C.		
CLEMSON	FG 3FG FT REB PF TP A TO B S MIN	
Tyson f	4-7 2-5 4-5 0-7-7 1 14 0 2 0 1 28	
Hall f	2-4 1-2 1-4 1-7-8 2 6 1 4 2 1 30	
Dawes g	7-16 4-9 3-3 0-0-0 0 21 2 3 0 1 36	
Honor g	1-5 0-2 0-0 1-1-2 0 2 4 1 0 0 17	
Collins g	5-7 1-2 3-9 0-5-5 3 14 3 2 0 1 36	
Schieffelin	0-0 0-0 0-0 1-1-2 0 0 0 1 0 0 5	
Hemenway	1-2 0-0 0-0 0-2-2 3 2 0 0 0 0 13	
Bohannon	0-1 0-0 0-0 1-2-3 0 0 1 0 0 0 21	
Hunter	1-3 0-0 3-4 0-1-1 2 5 1 0 0 0 13	
Middlebrooks	0-0 0-0 0-0 1-0-1 0 0 0 0 0 0 1	
TEAM	0-2-2 0 1	
Totals	21-45 8-19 14-25 4-28-32 13 64 12 14 2 4 200	
Pct.	46.7 42.1 56.0 DR: 5.0	

FG (1st Half: 7-20 35.0%; 2nd Half: 14-25 56.0%)
 3FG (1st Half: 3-10 30.0%; 2nd Half: 5-9 55.6%)
 FT (1st Half: 7-15 46.7%; 2nd Half: 7-10 70.0%)

PRESBYTERIAN	FG 3FG FT REB PF TP A TO B S MIN	
Hill f	2-5 0-1 0-0 3-4-7 2 4 0 1 0 1 15	
Harrison g	3-16 0-8 6-7 1-3-4 2 12 4 0 1 37	
Stewart g	3-4 1-2 0-0 0-2-2 4 7 0 5 0 1 26	
Younger g	5-11 1-6 1-2 3-1-4 2 12 0 1 0 1 35	
Reddish-Rhone g	4-11 0-4 0-0 0-5-5 2 8 5 2 1 0 33	
Thrash	1-4 0-0 0-0 2-0-2 3 2 0 0 0 0 14	
Ard Jr.	0-2 0-0 0-0 0-1-1 0 0 0 0 0 0 5	
McCormack	2-5 0-2 1-1 2-5-7 1 5 3 1 0 2 24	
Graham	1-1 1-1 0-0 0-1-1 3 0 1 0 0 0 7	
Barnett	0-0 0-0 0-0 0-0-0 1 0 0 0 0 0 2	
TEAM	1-4-5 0	
Totals	21-59 3-24 8-10 12-26-38 18 53 12 15 1 6 200	
Pct.	35.6 12.5 80.0 DR: 0.0	

FG (1st Half: 13-32 40.6%; 2nd Half: 8-27 29.6%)
 3FG (1st Half: 2-14 14.3%; 2nd Half: 1-10 10.0%)
 FT (1st Half: 4-4 100%; 2nd Half: 4-6 66.7%)

OFFICIALS: Clarence Armstrong, Nick Heater, JW Lucas
 TECHNICAL FOULS: None

SCORE BY PERIODS	1ST 2ND TOTAL
Clemson	24 40 64
Presbyterian	32 21 53

2	CLEMSON WOFFORD	76
Nov. 12, 2021	ATTENDANCE: 8,118	68
LITTLEJOHN COLISEUM / CLEMSON, S.C.		
CLEMSON	FG 3FG FT REB PF TP A TO B S MIN	
Tyson f	5-10 2-5 0-0 1-4-5 4 12 0 3 1 1 34	
Hall f	6-8 3-4 7-10 2-6-8 4 22 0 3 0 0 26	
Dawes g	3-6 3-5 4-5 0-5-5 3 13 1 3 0 0 25	
Honor g	4-10 1-3 2-3 0-2-2 4 11 4 2 0 5 35	
Collins g	3-7 0-2 1-2 0-1-1 3 7 2 6 0 2 30	
Hunter	0-3 0-2 2-2 3-0-3 0 2 1 0 1 0 18	
Middlebrooks	0-0 0-0 0-0 0-0-0 0 0 0 0 1 0 1	
Hemenway	0-0 0-0 2-2 1-0-1 0 2 0 0 0 0 10	
Bohannon	2-4 0-0 1-2 2-5-7 1 5 3 2 1 0 13	
Schieffelin	0-1 0-0 2-3 1-1-2 2 2 0 0 0 0 7	
TEAM	1-2-3 0	
Totals	23-49 9-21 21-29 11-26-37 21 76 11 19 4 8 200	
Pct.	46.9 42.9 72.4 DR: 4.0	

FG (1st Half: 11-22 50.0%; 2nd Half: 12-27 44.4%)
 3FG (1st Half: 5-11 45.5%; 2nd Half: 4-10 40.0%)
 FT (1st Half: 12-13 92.3%; 2nd Half: 9-16 56.3%)

WOFFORD	FG 3FG FT REB PF TP A TO B S MIN	
Bigelow f	0-3 0-3 8-9 1-2-3 4 8 2 0 0 0 20	
Jones f	6-11 0-1 4-6 4-1-5 5 16 0 0 0 1 27	
Mack c	2-10 0-3 2-2 2-1-3 4 6 0 1 1 0 24	
Klesmit g	3-8 0-3 4-4 0-1-1 5 10 0 0 0 0 26	
Larsen g	2-6 1-3 2-2 1-1-2 3 7 4 1 0 1 31	
Safford	2-7 1-5 0-0 1-3-4 3 5 1 1 0 1 23	
Gowdin	2-4 0-0 0-0 1-1-2 1 4 0 0 0 1 12	
Patterson	2-3 2-3 0-0 0-1-1 0 6 0 2 0 2 16	
L. Turner	0-0 0-0 0-0 0-1-1 0 0 0 0 0 0 5	
K. Turner	2-6 1-2 1-1 1-2-3 1 6 1 2 0 0 15	
TEAM	1-0-1 1	
Totals	21-58 5-23 21-24 12-19-31 26 68 8 14 1 6 200	
Pct.	36.2 21.7 87.5 DR: 2.0	

FG (1st Half: 11-27 40.7%; 2nd Half: 10-31 32.3%)
 3FG (1st Half: 3-12 25.0%; 2nd Half: 2-11 18.2%)
 FT (1st Half: 6-8 75.0%; 2nd Half: 15-16 93.8%)

OFFICIALS: Doug Shows, Tony Greene, Chuck Jones
 TECHNICAL FOULS: None

SCORE BY PERIODS	1ST 2ND TOTAL
Clemson	39 37 76
Wofford	31 37 68

3	CLEMSON BRYANT	93
Nov. 15, 2021	ATTENDANCE: 5,411	70
LITTLEJOHN COLISEUM / CLEMSON, S.C.		
CLEMSON	FG 3FG FT REB PF TP A TO B S MIN	
Tyson f	8-13 2-3 2-2 1-4-5 0 20 1 1 0 0 22	
Hall f	7-13 0-1 0-0 2-3-5 2 14 3 0 1 0 23	
Dawes g	3-5 3-5 2-2 0-5-5 0 11 0 1 0 1 29	
Honor g	6-10 3-6 1-1 0-0-0 0 16 7 1 0 1 26	
Collins g	3-6 1-1 3-3 2-7-9 1 10 2 0 0 1 23	
Hemenway	2-4 1-1 3-3 1-2-3 2 5 0 1 0 0 13	
Bohannon	1-2 0-0 0-0 1-3-4 2 2 3 1 0 0 18	
Schieffelin	3-3 0-0 0-2 2-2-4 1 6 1 0 0 1 15	
Hunter	2-5 0-1 3-4 0-3-3 2 7 3 0 0 0 20	
Middlebrooks	0-0 0-0 2-2 0-0-0 1 2 0 0 0 0 3	
Fox	0-0 0-0 0-0 0-0-0 0 0 0 0 0 1 0 1	
Foster	0-0 0-0 0-0 0-1-1 0 0 0 0 1 0 0 1	
Nauseef	0-1 0-0 0-0 0-0-0 0 0 0 0 0 0 1	
TEAM	0-0-0 1	
Totals	35-62 10-18 13-18 9-30-39 11 93 20 7 2 4 200	
Pct.	56.5 55.6 72.2 DR: 2.0	

FG (1st Half: 21-33 63.6%; 2nd Half: 14-29 48.3%)
 3FG (1st Half: 7-11 63.6%; 2nd Half: 3-7 42.9%)
 FT (1st Half: 3-8 37.5%; 2nd Half: 10-10 100.0%)

BRYANT	FG 3FG FT REB PF TP A TO B S MIN	
Elisias f	1-5 0-2 2-2 0-1-1 5 4 0 2 1 0 17	
Eleeda g	0-2 0-2 0-0 0-1-1 1 0 0 0 0 0 0 18	
Brelsford g	3-6 0-2 2-2 1-1-2 3 8 2 0 0 0 23	
Pride g	2-10 1-5 3-3 1-2-3 0 8 3 1 0 2 26	
Kiss g	10-20 2-4 2-2 2-6-8 0 24 4 1 0 2 36	
Calixte	3-5 0-1 0-0 0-1-1 2 6 1 0 1 0 19	
Childs	5-6 5-5 0-0 1-0-1 0 15 1 0 0 0 22	
Hurtado	2-5 1-4 0-2 1-4-5 2 5 2 4 0 0 17	
Coleman	0-2 0-2 0-0 0-1-1 1 0 1 0 0 0 10	
Bans	0-0 0-0 0-0 0-0-0 0 0 0 0 0 0 10	
Totals	26-61 9-27 9-11 6-21-27 14 70 14 9 2 4 200	
Pct.	42.6 33.3 81.8 DR: 1.0	

FG (1st Half: 16-30 53.3%; 2nd Half: 10-31 32.3%)
 3FG (1st Half: 7-11 63.6%; 2nd Half: 2-16 12.5%)
 FT (1st Half: 1-1 100.0%; 2nd Half: 8-10 80.0%)

OFFICIALS: Ron Groover, Jamie Luckie, Mark Schnur
 TECHNICAL FOULS: None

SCORE BY PERIODS	1ST 2ND TOTAL
Clemson	52 41 93
Bryant	40 30 70

4	TEMPLE CLEMSON	48
Nov. 18, 2021	ATTENDANCE: 3,639	75
TD ARENA / CHARLESTON, S.C.		
TEMPLE	FG 3FG FT REB PF TP A TO B S MIN	
Tolbert f	3-6 0-1 1-1 2-3-5 0 7 1 1 0 0 30	
Forrester f	1-1 0-0 0-0 1-1-2 1 2 0 0 0 0 14	
Battle g	2-7 0-4 0-0 0-1-1 3 4 1 3 1 0 28	
Dunn g	4-12 1-3 4-4 1-6-7 1 13 0 0 0 0 30	
Williams g	2-2 0-0 0-2 0-1-1 1 4 1 4 0 0 21	
Jourdain	1-3 0-2 0-0 2-2-4 1 2 1 1 2 5 19	
White	0-4 0-3 0-0 0-3-3 2 0 0 1 1 0 12	
Strickland	6-14 3-6 1-2 2-0-2 1 16 1 2 2 0 18	
Hicks	0-2 0-1 0-0 0-2-2 1 0 3 0 0 0 14	
Okpomo	0-1 0-0 0-0 1-0-1 2 0 0 1 0 1 7	
Miller	0-1 0-0 0-0 0-0-0 0 0 0 1 0 0 3	
Ademokoya	0-0 0-0 0-0 0-0-0 0 0 0 0 0 0 2	
TEAM	1-2-3 0	
Totals	19-53 4-20 6-9 10-21-31 13 48 8 14 6 6 200	
Pct.	35.8 20.0 66.7 DR: 2.0	

FG (1st Half: 10-29 34.5%; 2nd Half: 9-24 37.5%)
 3FG (1st Half: 3-13 23.1%; 2nd Half: 1-7 14.3%)
 FT (1st Half: 3-6 50.0%; 2nd Half: 3-3 100.0%)

CLEMSON	FG 3FG FT REB PF TP A TO B S MIN	
Tyson f	4-5 2-2 0-0 0-3-3 2 10 0 0 0 2 29	
Hall f	6-11 1-4 0-0 0-2-2 0 13 3 0 1 0 29	
Dawes g	1-4 1-3 0-0 0-4-4 1 3 3 3 0 0 29	
Honor g	7-7 4-4 1-1 0-0-1 0 19 3 0 1 0 28	
Collins g	2-7 0-0 3-4 2-7-9 2 7 3 2 0 2 25	
Hunter	3-8 0-2 0-0 1-1-2 3 6 3 2 0 1 22	
Bohannon	3-4 0-0 0-0 1-1-2 1 6 1 0 0 0 18	
Hemenway	2-5 2-5 0-1 0-2-2 1 6 0 1 0 0 12	
Schieffelin	2-4 1-1 0-0 0-1-1 1 5 0 0 0 1 9	
Middlebrooks	0-0 0-0 0-0 1-1-2 0 0 0 0 0 0 3	
Fox	0-0 0-0 0-0 0-1-1 0 0 0 0 0 0 2	
Foster	0-0 0-0 0-0 0-0-0 0 0 0 0 0 0 1	
TEAM	0-1-1 1	
Totals	30-55 11-21 4-6 6-24-30 11 75 16 9 2 6 200	
Pct.	54.5 52.4 66.7 DR: 0.1	

FG (1st Half: 14-26 53.8%; 2nd Half: 16-29 55.2%)
 3FG (1st Half: 7-11 63.6%; 2nd Half: 4-10 40.0%)
 FT (1st Half: 3-3 100.0%; 2nd Half: 1-3 33.3%)

OFFICIALS: John Higgins, Gerry Pollard Antinio Petty
 TECHNICAL FOULS: None

SCORE BY PERIODS	1ST 2ND TOTAL
Temple	26 22 48
Clemson	38 37 75

5	CLEMSON ST. BONAVENTURE	65
Nov. 19, 2021	ATTENDANCE: 3,464	68
TD ARENA / CHARLESTON, S.C.		
CLEMSON	FG 3FG FT REB PF TP A TO B S MIN	
Tyson f	4-9 0-3 0-0 0-7-7 2 8 2 0 0 0 34	
Hall f	8-15 3-5 3-4 3-5-8 1 22 2 1 3 0 31	
Dawes g	2-11 2-7 0-0 1-6-7 2 6 2 1 0 1 38	
Honor g	5-8 2-5 0-0 0-2-2 1 12 3 1 0 2 36	
Collins g	6-9 1-2 1-4 0-5-5 4 14 0 1 0 2 26	
Middlebrooks	0-0 0-0 0-0 0-0-0 1 0 0 0 0 0 2	
Hunter	0-4 0-0 0-0 0-0-0 0 1 0 0 1 8	
Bohannon	0-1 0-0 0-0 0-0-0 0 2 1 0 0 17	
Schieffelin	1-1 1-1 0-0 0-1-1 1 3 0 0 0 0 6	
TEAM	2-0-2 1	
Totals	26-58 9-23 4-8 6-26-32 12 65 12 6 3 6 200	
Pct.	44.8 39.1 50.0 DR: 2.0	

FG (1st Half: 15-31 48.4%; 2nd Half: 11-27 40.7%)
 3FG (1st Half: 4-9 44.4%; 2nd Half: 5-14 35.7%)
 FT (1st Half: 2-4 50.0%; 2nd Half: 2-4 50.0%)

ST. BONAVENTURE	FG 3FG FT REB PF TP A TO B S MIN	
Adaway f	6-12 2-4 0-0 0-6-6 1 14 2 2 0 1 36	
Osunniyi c	2-4 0-0 0-0 4-7-11 4 4 3 1 2 0 37	
Lofton g	7-16 4-5 4-4 0-4-4 2 22 4 2 0 1 40	
Welch g	3-6 3-6 0-0 0-4-4 2 9 1 2 1 0 37	
Holmes g	5-13 5-8 4-4 1-4-5 1 19 5 2 2 1 38	
Coulibaly	0-1 0-0 0-0 0-0-0 0 0 0 0 0 0 3	
Brown	0-2 0-1 0-0 0-1-1 0 0 0 0 0 0 8	
Adams	0-0 0-0 0-0 0-0-0 0 0 0 0 0 0 1	
TEAM	0-2-2 0	
Totals	23-54 14-24 8-8 5-28-33 10 68 15 9 5 3 200	
Pct.	42.6 58.3 100.0 DR: 0.0	

FG (1st Half: 10-32 31.3%; 2nd Half: 13-22 59.1%)
 3FG (1st Half: 4-12 33.3%; 2nd Half: 10-12 83.3%)
 FT (1st Half: 2-2 100.0%; 2nd Half: 6-6 100.0%)

OFFICIALS: Ron Groover, Ray Natili, Kipp Kissinginger
 TECHNICAL FOULS: None

SCORE BY PERIODS	1ST 2ND TOTAL
St. Bonaventure	26 42 68
Clemson	36 29 65

6	WEST VIRGINIA CLEMSON	66
Nov. 21, 2021	ATTENDANCE: N/A	59
TD ARENA / CHARLESTON, S.C.		
WEST VIRGINIA	FG 3FG FT REB PF TP A TO B S MIN	
Bridges f	4-8 0-0 0-0 2-3-5 4 8 0 2 1 1 29	
Cottrell f	3-7 1-1 0-0 1-1-2 0 7 1 0 0 0 14	
Johnson g	2-4 0-0 2-3 1-2-3 3 6 0 2 0 1 22	
Sherman g	5-16 1-5 1-1 1-1-2 1 12 2 3 1 2 32	
McNeil g	5-12 1-6 4-4 1-1-2 3 15 3 1 0 1 32	
Curry	4-7 1-1 0-0 1-2-3 0 9 1 1 0 2 20	
Osabuohien	1-2 0-1 2-3 2-5-7 2 4 3 1 1 2 22	
Carrigan	1-1 0	

2021-22 BOX SCORES

13 VIRGINIA CLEMSON **50**
67
 Dec. 22, 2021 ATTENDANCE: 13,857

JOHN PAUL JONES ARENA / CHARLOTTEVILLE, VA.

CLEMSON	FG	3FG	FT	REB	PF	TP	A	TO	B	S	MIN
Tyson f	6-10	3-5	2-2	0-3-3	3	17	2	1	0	0	28
Hall f	5-13	1-2	0-2	2-5-7	1	11	1	1	1	1	32
Dawes g	3-13	2-9	0-0	0-3-3	1	8	1	1	0	2	35
Honor g	1-4	1-3	0-0	0-3-3	2	3	2	0	0	1	22
Collins g	5-7	0-0	1-4	4-7-11	3	11	2	3	0	2	35
Hunter g	0-1	0-1	0-0	0-1-1	1	0	1	0	0	0	11
Bohannon g	4-6	0-0	0-0	0-1-1	2	8	2	0	0	1	12
Schieffelin g	3-4	0-1	0-0	0-1-1	4	6	1	0	0	0	8
Hemenway g	1-1	1-1	0-0	0-0-0	0	3	0	0	0	0	17
TEAM				2-3-5							
Totals	28-59	8-22	3-8	8-27-35	17	67	12	7	1	7	200
Pct.	47.5	36.4	37.5	DR: 4.0							

FG (1st Half: 15-28 53.6%; 2nd Half: 13-31 41.9%)
 3FG (1st Half: 5-11 45.5%; 2nd Half: 3-11 27.3%)
 FT (1st Half: 0-4 0.0%; 2nd Half: 3-4 75.0%)

VIRGINIA	FG	3FG	FT	REB	PF	TP	A	TO	B	S	MIN
Gardner f	2-9	1-4	4-6	0-6-6	2	9	1	2	2	0	36
Shedrick f	0-2	0-0	2-2	1-1-2	2	4	1	4	6	0	23
Clark g	1-3	1-3	3-4	0-2-2	1	6	3	3	1	1	38
Beekman g	7-10	3-5	3-4	0-3-3	1	20	1	1	1	3	38
Franklin g	5-13	1-7	2-2	0-8-8	1	13	1	1	0	0	31
Poindexter g	0-1	0-1	0-0	0-1-1	0	0	0	1	0	0	8
Caffaro g	0-1	0-0	0-0	0-0-0	2	0	1	0	0	0	6
Millicic Jr. g	0-2	0-2	0-0	0-0-0	0	0	1	1	0	0	10
Stattmann g	0-0	0-0	0-0	0-0-0	0	0	0	0	0	0	4
Murray g	0-0	0-0	0-1	0-2-2	1	0	0	0	0	0	3
McCorkle g	0-0	0-0	0-0	0-0-0	0	0	0	0	0	0	2
TEAM				1-1-2							
Totals	15-41	6-22	14-19	2-24-26	10	50	7	14	11	4	200
Pct.	36.6	27.3	73.7	DR: 2.0							

FG (1st Half: 10-18 55.6%; 2nd Half: 5-23 21.7%)
 3FG (1st Half: 3-7 42.9%; 2nd Half: 3-11 27.3%)
 FT (1st Half: 4-4 100.0%; 2nd Half: 10-15 66.7%)

OFFICIALS: Ron Groover, Bert Smith, Brent Hampton
 TECHNICAL FOULS: None

SCORE BY PERIODS	1ST	2ND	TOTAL
Virginia	27	23	50
Clemson	35	32	67

14 CLEMSON VIRGINIA **65**
75
 Jan. 4, 2022 ATTENDANCE: 5,202

LITTLEJOHN COLISEUM / CLEMSON, S.C.

CLEMSON	FG	3FG	FT	REB	PF	TP	A	TO	B	S	MIN
Tyson f	5-8	1-3	4-5	3-6-9	3	15	2	2	2	1	30
Hall f	5-16	3-7	0-0	0-3-3	2	13	3	1	0	0	30
Dawes g	3-6	2-5	0-0	0-0-0	2	8	1	2	0	0	35
Honor g	4-5	2-2	1-2	0-0-0	1	11	4	2	0	1	29
Collins g	5-9	0-1	4-7	0-3-3	3	14	3	0	0	0	26
Allen g	0-2	0-1	0-0	0-0-0	2	0	0	0	0	1	14
Hemenway g	1-1	1-1	0-0	0-2-2	2	3	1	0	0	0	16
Bohannon g	0-2	0-0	0-0	1-1-2	2	0	2	2	0	0	13
Schieffelin g	0-1	0-0	1-2	0-0-0	1	1	1	0	0	0	7
TEAM				2-2-4							
Totals	23-50	9-20	10-16	6-17-23	18	65	17	9	2	4	200
Pct.	46.0	45.0	62.5	DR: 4.0							

FG (1st Half: 13-21 61.9%; 2nd Half: 12-25 48.0%)
 3FG (1st Half: 1-6 16.7%; 2nd Half: 3-8 37.5%)
 FT (1st Half: 9-9 100.0%; 2nd Half: 12-15 80.0%)

VIRGINIA	FG	3FG	FT	REB	PF	TP	A	TO	B	S	MIN
Tyson f	5-8	1-3	4-5	3-6-9	3	15	2	2	2	1	30
Hall f	5-16	3-7	0-0	0-3-3	2	13	3	1	0	0	30
Dawes g	3-6	2-5	0-0	0-0-0	2	8	1	2	0	0	35
Honor g	4-5	2-2	1-2	0-0-0	1	11	4	2	0	1	29
Collins g	5-9	0-1	4-7	0-3-3	3	14	3	0	0	0	26
Allen g	0-2	0-1	0-0	0-0-0	2	0	0	0	0	1	14
Hemenway g	1-1	1-1	0-0	0-2-2	2	3	1	0	0	0	16
Bohannon g	0-2	0-0	0-0	1-1-2	2	0	2	2	0	0	13
Schieffelin g	0-1	0-0	1-2	0-0-0	1	1	1	0	0	0	7
TEAM				2-2-4							
Totals	23-50	9-20	10-16	6-17-23	18	65	17	9	2	4	200
Pct.	46.0	45.0	62.5	DR: 4.0							

FG (1st Half: 14-25 56.0%; 2nd Half: 9-25 36.0%)
 3FG (1st Half: 5-9 55.6%; 2nd Half: 4-11 36.4%)
 FT (1st Half: 4-7 57.1%; 2nd Half: 6-9 66.7%)

OFFICIALS: Brian Dorsey, Clarence Armstrong, Tom Morrissey
 TECHNICAL FOULS: None

SCORE BY PERIODS	1ST	2ND	TOTAL
Clemson	37	28	65
Virginia	36	39	75

16 NOTRE DAME CLEMSON **72**
56
 Jan. 12, 2022 ATTENDANCE: 7,618

PURCELL PAVILION / NOTRE DAME, IND.

CLEMSON	FG	3FG	FT	REB	PF	TP	A	TO	B	S	MIN
Tyson f	4-8	1-2	3-3	3-3-6	0	12	0	2	0	0	20
Hall f	7-16	0-4	0-0	1-6-7	2	14	3	2	0	0	29
Dawes g	2-11	2-10	0-0	0-2-2	1	6	2	1	0	0	29
Honor g	0-6	0-6	0-0	0-0-0	0	1	0	0	0	1	22
Collins g	1-2	0-1	3-5	0-6-6	4	5	1	1	0	0	20
Bohannon g	1-3	0-0	1-1	3-3-6	2	3	1	1	0	0	17
Hunter g	3-5	1-2	0-0	2-1-3	4	7	0	1	1	1	22
Schieffelin g	0-1	0-0	0-0	1-3-4	2	0	3	0	0	0	10
Hemenway g	3-8	2-6	1-3	0-0-0	3	9	0	1	0	1	22
Middlebrooks g	0-0	0-0	0-0	0-0-0	0	0	0	0	0	0	2
Fox g	0-0	0-0	0-0	0-0-0	0	0	0	1	0	0	1
Foster g	0-1	0-1	0-0	0-0-0	0	0	0	0	0	0	1
J. Nauseef g	0-0	0-0	0-0	0-0-0	0	0	0	0	0	0	1
D. Nauseef g	0-0	0-0	0-0	1-0-1	0	0	0	0	0	0	1
TEAM				2-2-4							
Totals	21-61	6-32	8-12	13-26-39	18	56	11	10	1	3	200
Pct.	34.4	18.8	66.7	DR: 2.0							

FG (1st Half: 8-31 25.8%; 2nd Half: 13-30 43.3%)
 3FG (1st Half: 2-16 12.5%; 2nd Half: 4-16 25.0%)
 FT (1st Half: 4-4 100.0%; 2nd Half: 4-8 50.0%)

NOTRE DAME	FG	3FG	FT	REB	PF	TP	A	TO	B	S	MIN
Laszewski f	2-4	1-3	3-4	0-8-8	1	8	3	0	2	3	36
Atkinson Jr. f	3-6	0-0	1-1	1-3-4	0	7	0	0	0	0	27
Wesley g	6-14	2-7	6-9	1-5-6	3	20	2	4	0	0	32
Hubb g	2-9	1-5	0-0	3-2-5	2	5	3	0	0	1	32
Goodwin g	8-10	3-3	2-2	3-4-7	4	21	0	2	0	0	27
Ryan g	2-7	2-6	0-1	0-7-7	4	6	0	1	1	1	24
Wertz g	2-5	1-2	0-0	0-0-0	2	5	3	0	0	0	17
Sanders Jr. g	0-0	0-0	0-0	0-0-0	0	0	0	0	0	0	1
Zona g	0-0	0-0	0-0	0-0-0	0	0	0	0	0	0	1
Morgan g	0-0	0-0	0-0	0-0-0	0	0	0	0	0	0	1
TEAM				0-0-0							
Totals	25-55	10-26	12-17	8-29-37	16	72	11	8	2	5	200
Pct.	45.5	38.5	70.6	DR: 1.0							

FG (1st Half: 13-26 50.0%; 2nd Half: 12-29 41.4%)
 3FG (1st Half: 6-14 42.9%; 2nd Half: 4-12 33.3%)
 FT (1st Half: 7-8 87.5%; 2nd Half: 5-9 55.6%)

OFFICIALS: Jeffrey Anderson, Clarence Armstrong, Brent Hampton
 TECHNICAL FOULS: None

SCORE BY PERIODS	1ST	2ND	TOTAL
Notre Dame	39	33	72
Clemson	22	34	56

17 BOSTON COLLEGE CLEMSON **70**
68
 Jan. 15, 2022 ATTENDANCE: 7,443

LITTLEJOHN COLISEUM / CLEMSON, S.C.

BOSTON COLLEGE	FG	3FG	FT	REB	PF	TP	A	TO	B	S	MIN
Bickerstaff f	1-3	0-1	0-0	0-6-6	3	2	0	1	3	0	26
Karnik c	8-11	1-3	0-1	2-4-6	1	17	1	0	0	0	33
Zackery g	2-7	0-1	2-3	0-5-5	3	6	0	3	0	1	32
Langford g	4-6	0-1	0-0	1-6-7	2	8	2	2	3	2	34
Astton-Langford g	7-13	0-2	5-9	1-6-7	1	19	4	4	0	1	35
Post g	0-1	0-1	0-0	0-0-0	3	0	0	0	0	0	7
Galloway g	6-15	5-10	1-2	0-1-1	1	18	1	1	1	2	24
Thompson g	0-0	0-0	0-0	0-0-0	0	0	0	0	0	0	5
Jones g	0-0	0-0	0-0	0-0-0	0	0	0	0	0	0	3
TEAM				0-0-0							
Totals	28-57	6-19	8-15	4-28-32	14	70	8	11	7	6	200
Pct.											

2021-22 BOX SCORES

19 CLEMSON PITTSBURGH 75 48
Jan. 22, 2022 ATTENDANCE: 7,408

LITTLEJOHN COLISEUM / CLEMSON, S.C.

PITTSBURGH	FG	3FG	FT	REB	PF	TP	A	TO	B	S	MIN
Gueye f	1-6	1-3	0-0	1-2-3	4	3	0	3	5	2	27
Hugley f	4-12	0-3	7-8	3-5-8	0	15	0	4	0	1	31
Odukale g	3-9	2-7	2-2	0-3-3	4	10	3	3	0	0	30
Burton g	4-8	2-3	0-0	2-5-7	5	10	2	2	0	2	31
Ezeakudo g	1-7	1-5	0-0	1-0-1	0	3	1	2	0	0	32
Oladapo	0-0	0-0	0-2	0-0-0	1	0	0	1	0	0	7
Collier	1-1	0-0	0-0	0-0-0	3	2	0	2	0	0	7
Jeffress	1-3	0-1	0-0	3-3-6	2	2	0	1	0	0	19
Payton	1-2	1-1	0-1	1-0-1	0	3	1	1	0	0	6
Santos	0-0	0-0	0-0	0-0-0	0	0	0	0	0	0	6
Amadasun	0-0	0-0	0-0	0-1-1	0	0	0	0	0	0	1
TEAM				0-3-3							
Totals	16-48	7-23	9-13	11-22-33	20	48	7	20	5	5	200
Pct.	33.3	30.4	69.2	DR: 2.0							

FG (1st Half: 9-23 39.1%; 2nd Half: 7-25 28.0%)
3FG (1st Half: 4-12 33.3%; 2nd Half: 3-11 27.3%)
FT (1st Half: 5-8 62.5%; 2nd Half: 4-5 80.0%)

CLEMSON	FG	3FG	FT	REB	PF	TP	A	TO	B	S	MIN
Tyson f	2-6	1-2	1-2	0-2-2	2	6	1	0	1	0	20
Hall f	4-5	2-2	6-8	0-1-1	1	16	2	5	0	0	28
Dawes g	6-9	5-8	2-2	0-4-3	3	19	3	1	0	1	25
Hunter g	4-5	1-1	4-4	0-5-5	2	13	3	0	1	0	30
Collins g	2-4	2-2	4-8	0-7-7	1	10	6	2	1	3	32
Middlebrooks	1-1	0-0	0-0	0-0-0	2	2	0	0	0	0	9
Schieffelin	0-0	0-0	0-0	2-0-2	1	0	0	0	0	0	5
Hemenway	1-5	1-5	0-0	0-0-0	0	3	0	0	0	0	7
Bohannon	2-5	0-0	0-0	2-1-3	0	4	2	0	0	1	22
Honor	0-4	0-3	2-2	0-1-1	2	2	2	1	0	1	16
Fox	0-2	0-2	0-0	0-1-1	0	0	0	0	0	1	2
Foster	0-0	0-0	0-0	0-0-0	0	0	0	0	0	0	2
J. Nauseef	0-0	0-0	0-0	0-0-0	0	0	0	0	0	0	2
TEAM				1-1-2							
Totals	22-46	12-25	19-26	5-23-28	14	75	19	9	3	7	200
Pct.	47.8	48.0	73.1	DR: 4.0							

FG (1st Half: 12-25 48.0%; 2nd Half: 10-21 47.6%)
3FG (1st Half: 5-13 38.5%; 2nd Half: 7-12 58.3%)
FT (1st Half: 9-10 90.0%; 2nd Half: 10-16 62.5%)

OFFICIALS: Roger Ayers, Mark Schnur, Jeff Pon
TECHNICAL FOULS: Pittsburgh Head Coach, 7:06 (2nd Half)

SCORE BY PERIODS	1ST	2ND	TOTAL
Clemson	38	37	75
Pittsburgh	27	21	48

20 CLEMSON No. 9/7 DUKE 69 71
Jan. 25, 2022 ATTENDANCE: 9,314

CAMERON INDOOR STADIUM / DURHAM, N.C.

CLEMSON	FG	3FG	FT	REB	PF	TP	A	TO	B	S	MIN
Tyson f	6-12	1-3	0-0	4-4-8	3	13	1	0	1	0	28
Hall f	6-21	2-7	0-0	4-6-10	2	14	3	1	0	1	34
Dawes g	2-5	2-4	0-0	0-0-0	1	6	5	1	0	2	24
Hunter g	5-10	2-2	0-0	2-5-7	2	12	5	1	0	0	27
Collins g	4-8	1-1	0-0	3-6-9	2	9	3	2	0	2	34
Middlebrooks	0-1	0-0	0-0	0-0-0	2	0	0	0	0	1	5
Hemenway	2-4	1-3	0-1	1-0-1	1	5	0	1	0	0	14
Honor	3-7	2-5	0-0	0-1-1	0	8	2	1	0	2	20
Bohannon	1-3	0-1	0-0	0-1-1	0	2	0	0	0	1	12
TEAM				0-2-2							
Totals	29-71	11-26	0-1	14-25-39	13	69	19	10	1	9	200
Pct.	40.8	42.3	0.0	DR: 1.0							

FG (1st Half: 15-35 42.9%; 2nd Half: 14-36 38.9%)
3FG (1st Half: 6-12 50.0%; 2nd Half: 5-14 35.7%)
FT (1st Half: 0-0 0.0%; 2nd Half: 0-1 0.0%)

DUKE	FG	3FG	FT	REB	PF	TP	A	TO	B	S	MIN
Moore Jr. f	4-10	3-5	2-2	0-5-5	1	13	1	3	0	2	40
Banchero f	8-15	2-5	1-1	1-6-7	2	19	4	4	1	0	29
Griffin f	1-7	0-1	3-3	0-3-3	1	5	2	2	0	0	22
Williams c	3-3	0-0	4-5	0-10-10	1	10	2	3	1	1	32
Roach g	3-8	1-3	1-2	1-3-4	1	8	9	1	0	0	40
John	0-1	0-0	0-0	1-0-1	0	0	0	0	0	0	8
Baker	4-5	3-4	0-0	0-0-0	4	11	0	0	0	0	18
Jones	2-3	1-2	0-0	0-0-0	0	5	0	0	0	1	9
Blakes	0-0	0-0	0-0	0-0-0	0	0	0	0	0	0	2
TEAM				0-1-1							
Totals	25-52	10-20	11-13	3-28-31	10	71	18	12	4	4	200
Pct.	48.1	50.0	84.6	DR: 1.0							

FG (1st Half: 11-24 45.8%; 2nd Half: 14-28 50.0%)
3FG (1st Half: 6-10 60.0%; 2nd Half: 4-10 40.0%)
FT (1st Half: 8-10 80.0%; 2nd Half: 3-3 100.0%)

OFFICIALS: Ron Groover, Mike Roberts, Raymie Styons
TECHNICAL FOULS: N/A

SCORE BY PERIODS	1ST	2ND	TOTAL
Duke	36	35	71
Clemson	36	33	69

21 FLORIDA STATE CLEMSON 69 75
Feb. 2, 2022 ATTENDANCE: 6,578

LITTLEJOHN COLISEUM / CLEMSON, S.C.

FLORIDA STATE	FG	3FG	FT	REB	PF	TP	A	TO	B	S	MIN
Butler f	4-10	1-5	0-0	0-3-3	3	9	3	1	1	1	30
Ngom c	3-3	0-0	0-0	0-2-2	0	6	1	1	1	0	21
Evans g	4-8	1-3	2-3	0-0-0	0	11	1	0	1	2	26
Polite g	1-2	1-2	2-2	1-4-5	3	5	2	2	0	1	23
Mills g	6-11	1-2	3-4	0-1-1	2	16	2	1	1	3	31
Warley g	0-3	0-1	1-4	1-0-1	2	1	3	0	1	0	14
Fletcher	2-3	1-2	0-0	0-3-3	2	5	1	2	0	0	7
McLeod	0-0	0-0	0-0	0-0-0	0	0	0	0	0	0	2
Wilkes	1-3	1-3	0-0	0-1-1	1	3	1	0	0	1	9
Cleveland	3-8	0-2	2-3	0-2-2	2	8	2	1	0	1	20
Prieto	2-3	1-2	0-0	1-1-2	1	5	0	0	1	0	16
TEAM				2-2-4							
Totals	26-54	7-22	10-16	5-19-24	17	69	16	9	6	9	200
Pct.	48.1	31.8	62.5	DR: 2.0							

FG (1st Half: 14-29 48.3%; 2nd Half: 12-25 48.0%)
3FG (1st Half: 3-11 27.3%; 2nd Half: 4-11 36.4%)
FT (1st Half: 5-8 62.5%; 2nd Half: 5-8 62.5%)

CLEMSON	FG	3FG	FT	REB	PF	TP	A	TO	B	S	MIN
Tyson f	1-2	1-1	0-0	1-0-1	0	3	1	1	0	0	9
Hall f	5-8	0-0	5-6	2-5-7	4	15	0	1	1	1	27
Dawes g	2-9	0-6	0-0	0-3-3	1	4	3	0	3	0	27
Hunter g	4-6	0-0	4-7	0-2-2	2	12	0	2	0	0	24
Collins g	3-6	1-2	2-4	1-7-8	1	9	3	2	0	0	28
Middlebrooks	0-0	0-0	0-0	0-0-0	2	0	0	0	0	0	3
Honor	5-7	2-2	0-0	0-1-1	4	12	4	2	0	0	22
Bohannon	5-7	0-0	1-1	3-2-5	1	11	3	1	0	0	30
Hemenway	2-5	2-4	3-3	0-3-3	1	9	1	0	0	0	18
Schieffelin	0-2	0-0	0-0	2-3-5	1	0	0	1	1	0	10
TEAM				1-1-2							
Totals	27-52	6-15	15-21	10-27-37	17	75	15	14	2	4	200
Pct.	51.9	40.0	71.4	DR: 2.0							

FG (1st Half: 17-28 60.7%; 2nd Half: 10-24 41.7%)
3FG (1st Half: 5-10 50.0%; 2nd Half: 1-5 20.0%)
FT (1st Half: 6-8 75.0%; 2nd Half: 9-13 69.2%)

OFFICIALS: Lee Cassell, Pat Driscoll, Keith Kimble
TECHNICAL FOULS: N/A

SCORE BY PERIODS	1ST	2ND	TOTAL
Clemson	45	30	75
Florida State	36	33	69

22 CLEMSON GEORGIA TECH 64 69
Feb. 5, 2022 ATTENDANCE: 5,784

McCAMISH PAVILION / ATLANTA, GA.

CLEMSON	FG	3FG	FT	REB	PF	TP	A	TO	B	S	MIN
Hall f	9-15	0-2	0-0	4-4-8	1	18	4	3	2	1	28
Bohannon f	4-6	0-0	1-2	2-6-8	2	9	2	5	0	2	30
Dawes g	6-11	6-10	0-0	0-2-2	2	18	2	4	0	2	28
Hunter g	1-7	0-3	2-2	1-4-5	1	4	5	3	0	1	34
Collins g	2-5	0-1	2-2	1-5-6	3	6	1	2	1	2	30
Schieffelin	2-5	0-1	0-0	1-2-3	1	4	0	0	1	0	13
Honor	0-5	0-3	0-0	0-0-0	1	0	2	1	0	0	19
Hemenway	0-4	0-4	5-5	0-1-1	2	5	0	0	0	1	17
TEAM				1-0-1							
Totals	24-58	6-24	10-11	10-24-34	13	64	16	18	4	9	200
Pct.	41.4	25.0	90.9	DR: 2.1							

FG (1st Half: 9-25 36.0%; 2nd Half: 15-33 45.3%)
3FG (1st Half: 1-9 11.1%; 2nd Half: 5-15 33.3%)
FT (1st Half: 1-2 50.0%; 2nd Half: 9-9 100.0%)

GEORGIA TECH	FG	3FG	FT	REB	PF	TP	A	TO	B	S	MIN
Usher f	5-11	2-5	2-3	1-3-4	3	14	2	4	0	3	25
Moore f	2-4	0-0	1-1	0-2-2	0	5	1	0	0	1	22
Howard c	1-2	0-0	0-0	0-1-1	0	2	1	0	0	1	7
Devoe g	1-7	1-5	0-0	1-1-2	3	5	3	0	1	1	32
Sturdivant g	3-5	1-2	1-2	0-5-5	1	8	2	1	1	0	15
Meka	1-5	0-0	0-0	2-3-5	4	2	0	0	0	3	27
Coleman	3-8	3-7	0-0	0-1-1	3	9	1	3	0	0	21
Smith	6-10	0-1	4-5	4-4-8	1	16	6	5	0	1	26
Kelly	3-5	3-5	1-2	1-2-3	0	10	2	0	0	0	23
TEAM				1-1-2							
Totals	25-57	10-25	9-13	10-23-33	15	69	18	18	1	10	200
Pct.	43.9	40.0	69.2	DR: 1.0							

FG (1st Half: 13-27 48.1%; 2nd Half: 12-30 40.0%)
3FG (1st Half: 5-11 45.5%; 2nd Half: 5-14 35.7%)
FT (1st Half: 2-3 66.7%; 2nd Half: 7-10 70.0%)

OFFICIALS: Ted Valentine, Lamar Simpson, Mark Schnur
TECHNICAL FOULS: N/A

SCORE BY PERIODS	1ST	2ND	TOTAL
Georgia Tech	33	36	69

2021-22 BOX SCORES

25 NOTRE DAME
Feb. 12, 2022 CLEMSON
ATTENDANCE: 7,524

LITTLEJOHN COLISEUM / CLEMSON, S.C.

NOTRE DAME	FG	3FG	FT	REB	PF	TP	A	TO	B	S	MIN
Atkinson Jr. f	4-6	0-0	1-2	1-3	3	9	4	0	0	1	26
Wesley f	7-12	5-6	2-4	0-6	1	21	3	3	0	1	31
Hubb g	2-9	1-5	0-0	0-5	1	5	3	0	0	0	34
Ryan g	5-8	3-4	0-0	2-4	1	13	1	1	0	2	35
Goodwin g	8-13	3-5	1-2	0-6	0	20	2	1	0	1	34
Laszewski g	0-2	0-2	0-0	0-4	1	0	0	1	0	0	16
Wertz g	3-5	1-2	1-2	0-0	0	8	3	0	0	0	23
Zona g	0-0	0-0	0-0	0-0	0	0	0	0	1	0	1
TEAM				1-2							1
Totals	29-55	13-24	5-10	4-30	7	76	16	7	1	5	200
Pct.	52.7	54.2	50.0	DR: 3.0							

FG (1st Half: 15-29 51.7%; 2nd Half: 14-26 53.8%)
3FG (1st Half: 6-11 54.5%; 2nd Half: 7-13 53.8%)
FT (1st Half: 2-3 66.7%; 2nd Half: 3-7 42.9%)

CLEMSON	FG	3FG	FT	REB	PF	TP	A	TO	B	S	MIN
Schieffelin f	3-5	0-0	0-0	2-7	0	6	1	1	0	2	21
Hall f	9-19	0-0	1-1	3-4	2	19	1	2	1	1	29
Dawes g	0-6	0-4	0-0	0-2	0	0	1	1	0	1	25
Hunter g	2-7	1-4	1-2	0-3	3	6	3	0	0	0	31
Honor g	4-9	2-5	2-2	0-0	2	12	2	1	0	0	37
Hemenway g	3-6	2-5	0-0	0-0	1	8	0	0	0	0	27
Bohannon g	5-9	0-0	0-0	1-6	7	10	2	0	0	1	30
TEAM				0-2							0
Totals	26-61	5-18	4-5	6-24	30	81	10	5	0	5	200
Pct.	42.6	27.8	80.0	DR: 2.0							

FG (1st Half: 12-30 40.0%; 2nd Half: 14-31 45.2%)
3FG (1st Half: 2-9 22.2%; 2nd Half: 3-9 33.3%)
FT (1st Half: 2-2 100.0%; 2nd Half: 4-5 80.0%)

OFFICIALS: Lee Cassell, Earl Walton, Justin Porterfield
TECHNICAL FOULS: None

SCORE BY PERIODS	1ST	2ND	TOTAL
Clemson	28	33	61
Notre Dame	38	38	76

26 CLEMSON
Feb. 15, 2022 FLORIDA STATE
ATTENDANCE: 6,801

DONALD L. TUCKER CENTER / TALLAHASSEE, FLA.

CLEMSON	FG	3FG	FT	REB	PF	TP	A	TO	B	S	MIN
Schieffelin f	0-1	0-0	0-0	0-1	4	0	0	2	0	1	11
Hall f	8-13	0-1	12-13	3-3	4	28	1	0	1	0	30
Hunter g	0-6	0-2	3-4	1-0	1	3	3	4	2	0	27
Honor g	1-7	0-4	2-2	1-3	5	4	2	1	0	1	23
Collins g	2-3	0-1	3-4	4-7	1	3	7	4	0	1	29
Middlebrooks g	0-0	0-0	0-0	0-0	1	0	0	0	0	0	5
Dawes g	5-13	4-11	4-4	0-1	1	18	1	2	0	2	22
Bohannon g	2-4	0-0	4-7	3-6	3	8	2	3	0	0	30
Hemenway g	4-10	2-8	2-2	0-3	0	12	0	0	0	0	22
TEAM				2-3							0
Totals	22-57	6-27	30-36	14-27	41	84	10	2	5	200	
Pct.	38.6	22.2	83.3	DR: 4.0							

FG (1st Half: 13-35 37.1%; 2nd Half: 9-22 40.9%)
3FG (1st Half: 3-19 15.8%; 2nd Half: 3-8 37.5%)
FT (1st Half: 11-13 84.6%; 2nd Half: 19-23 82.6%)

FLORIDA STATE	FG	3FG	FT	REB	PF	TP	A	TO	B	S	MIN
Butler f	1-4	1-2	1-2	1-5	6	4	4	1	3	0	19
Wilkes f	2-7	2-6	0-0	0-2	4	6	3	3	0	1	29
Ngom c	1-3	0-1	4-4	2-2	4	6	1	0	3	0	23
Evans g	7-13	2-3	12-13	0-3	2	28	4	0	0	2	33
Cleveland g	6-13	0-0	1-2	0-1	3	13	0	1	0	0	30
Prieto g	0-1	0-0	0-0	0-1	1	0	0	0	0	0	13
Fletcher g	4-10	2-6	7-8	3-5	8	17	1	0	0	2	27
Warley g	2-3	0-0	0-1	0-1	3	4	4	3	0	0	20
Lindner g	1-1	1-1	0-0	0-1	0	3	0	0	0	0	2
Ballard g	0-0	0-0	0-0	0-0	0	0	0	0	0	0	2
TEAM				1-2							0
Totals	24-55	8-19	25-30	7-22	29	81	14	8	6	5	200
Pct.	43.6	42.1	83.3	DR: 2.1							

FG (1st Half: 12-27 44.4%; 2nd Half: 12-28 42.9%)
3FG (1st Half: 2-9 22.2%; 2nd Half: 6-10 60.0%)
FT (1st Half: 10-11 90.9%; 2nd Half: 15-19 78.9%)

OFFICIALS: Bert Smith, Brian O'Connell, AJ Desai
TECHNICAL FOULS: None

SCORE BY PERIODS	1ST	2ND	TOTAL
Florida State	36	45	81
Clemson	40	40	80

27 CLEMSON
Feb. 19, 2022 LOUISVILLE
ATTENDANCE: 13,242

KFC YUM! CENTER / LOUISVILLE, KY.

CLEMSON	FG	3FG	FT	REB	PF	TP	A	TO	B	S	MIN
Schieffelin f	3-10	1-3	0-0	2-2	4	7	1	4	0	0	26
Hall f	1-1	0-0	0-0	0-0	0	2	0	0	0	0	1
Hunter g	4-9	1-3	1-1	1-2	3	10	3	2	0	0	31
Honor g	1-5	0-2	0-0	0-0	0	2	1	1	0	1	16
Collins g	2-6	0-2	0-0	1-9	10	2	4	2	0	1	32
Bohannon g	5-10	0-0	1-3	2-2	2	11	0	1	0	0	34
Dawes g	6-11	6-10	0-0	1-6	7	18	2	1	0	0	30
Hemenway g	1-3	1-3	0-0	0-1	0	3	0	0	0	0	15
Middlebrooks g	2-3	0-0	0-0	0-2	4	4	0	1	0	1	14
TEAM				0-3							0
Totals	25-58	9-23	2-4	7-26	33	61	11	12	0	3	200
Pct.	43.1	39.1	50.0	DR: 0.0							

FG (1st Half: 11-26 42.3%; 2nd Half: 14-32 43.8%)
3FG (1st Half: 4-12 33.3%; 2nd Half: 5-11 45.5%)
FT (1st Half: 1-2 50.0%; 2nd Half: 1-2 50.0%)

LOUISVILLE	FG	3FG	FT	REB	PF	TP	A	TO	B	S	MIN
Williams f	3-7	1-4	5-7	2-3	1	12	1	2	0	2	28
Davis f	2-4	0-2	1-1	0-0	3	5	0	1	0	0	8
Withers f	3-8	1-4	0-0	2-8	1	7	0	1	2	1	30
Ellis g	3-7	2-5	3-4	0-1	0	11	3	1	0	0	30
West g	1-5	1-4	0-0	1-6	7	0	3	2	0	0	2
Locke g	6-12	3-8	0-0	0-2	2	15	2	0	0	1	28
Williamson g	2-4	0-0	0-0	0-2	1	4	1	1	0	1	14
Traynor g	2-3	0-1	0-0	2-1	1	4	0	0	1	0	10
Faulkner g	1-3	0-1	0-0	1-0	1	2	0	0	0	1	10
Curry g	3-4	0-0	1-2	0-5	2	7	1	2	1	0	12
TEAM				0-0							0
Totals	26-57	8-29	10-14	8-28	36	10	70	10	8	4	200
Pct.	45.6	27.6	71.4	DR: 1.0							

FG (1st Half: 11-26 42.3%; 2nd Half: 15-31 48.4%)
3FG (1st Half: 0-10 0.0%; 2nd Half: 8-19 42.1%)
FT (1st Half: 6-8 75.0%; 2nd Half: 4-6 66.7%)

OFFICIALS: Brian Dorsey, Tim Clougherty, Tony Henderson
TECHNICAL FOULS: None

SCORE BY PERIODS	1ST	2ND	TOTAL
Louisville	28	42	70
Clemson	27	34	61

28 WAKE FOREST
Feb. 23, 2022 CLEMSON
ATTENDANCE: 5,782

LITTLEJOHN COLISEUM / CLEMSON, S.C.

WAKE FOREST	FG	3FG	FT	REB	PF	TP	A	TO	B	S	MIN
Walton c	1-5	0-0	0-0	1-0	3	2	0	1	2	0	26
LaRavia g	4-13	1-5	6-6	3-5	8	15	1	3	0	3	40
Williamson g	3-9	2-7	0-0	1-3	2	8	3	1	1	0	36
Monsanto g	6-14	4-11	1-2	2-5	2	17	1	2	0	0	31
Williams g	5-11	1-6	2-4	1-3	5	13	4	4	0	1	26
Sy g	0-0	0-0	0-0	1-2	2	0	0	0	0	0	4
Hildreth g	2-2	1-1	1-2	1-0	1	6	2	0	0	0	19
Whitt g	0-2	0-2	0-0	0-2	0	2	1	0	0	0	6
Marsh g	4-5	0-0	0-0	1-1	1	8	0	0	0	0	11
TEAM				2-2							0
Totals	25-61	9-32	10-14	13-23	36	18	69	13	12	3	200
Pct.	41.0	28.1	71.4	DR: 3.0							

FG (1st Half: 11-27 40.7%; 2nd Half: 14-34 41.2%)
3FG (1st Half: 7-18 38.9%; 2nd Half: 2-14 14.3%)
FT (1st Half: 4-6 66.7%; 2nd Half: 6-8 75.0%)

CLEMSON	FG	3FG	FT	REB	PF	TP	A	TO	B	S	MIN
Schieffelin f	4-10	0-1	2-4	1-4	5	10	2	2	1	0	28
Middlebrooks f	0-1	0-0	0-0	0-2	4	1	2	0	2	0	20
Hunter g	10-12	1-2	0-0	0-4	1	21	2	3	0	2	33
Honor g	5-7	2-3	1-2	0-1	0	13	2	0	0	0	26
Collins g	1-5	1-3	4-6	0-8	2	7	4	2	0	2	30
Dawes g	5-11	3-8	6-6	0-2	0	19	4	0	0	0	29
Bohannon g	3-7	0-0	1-1	1-2	4	7	3	1	0	1	31
Hemenway g	1-1	1-1	0-0	1-0	1	3	0	0	0	0	2
TEAM				3-4							1
Totals	29-54	8-18	14-19	6-24	30	16	80	11	1	7	200
Pct.	53.7	44.4	73.7	DR: 1.0							

FG (1st Half: 14-27 51.9%; 2nd Half: 15-27 55.6%)
3FG (1st Half: 4-8 50.0%; 2nd Half: 4-10 40.0%)
FT (1st Half: 4-7 57.1%; 2nd Half: 10-12 83.3%)

OFFICIALS: Ted Valentine, Bert Smith, Earl Walton
TECHNICAL FOULS: None

SCORE BY PERIODS	1ST	2ND	TOTAL
Clemson	36	44	80
Wake Forest	33	36	69

29 CLEMSON
Feb. 26, 2022 BOSTON COLLEGE
ATTENDANCE: 6,316

SILVIO O. CONTE FORUM / CHESTNUT HILL, MASS.

CLEMSON	FG	3FG	FT	REB	PF	TP	A	TO	B	S	MIN
Schieffelin f	0-6	0-2	4-4	2-3	5	4	2	2	0	1	26
Middlebrooks f	4-6	0-0	0-2	4-5	4	8	2	0	0	1	27
Hunter g	7-9	1-2	8-10	0-7	1	23	0	2	1	1	34
Honor g	3-6	1-4	2-2	0-0	0	9	1	0	0	0	22
Collins g	1-6	0-2	8-10	1-9	1	10	1	1	0	0</	

SEASON STATISTICS



2021-22 Clemson Men's Basketball Combined Team Statistics All games

Page 1/1
as of Mar 03, 2022

Game Records

Record	Overall	Home	Away	Neutral
ALL GAMES	15-15	10-5	3-8	2-2
CONFERENCE	7-12	4-5	3-7	0-0
NON-CONFERENCE	8-3	6-0	0-1	2-2

Score by Periods

Team	1st	2nd	OT	TOT
Clemson	1009	1134	16	2159
Opponents	967	1087	6	2060

Team Box Score

No.	Player	Total					3-Point			F-Throw		Rebounds				Other						
		GP-GS	MIN	AVG	FG-FGA	FG%	3FG-3FGA	3FG%	FT-FTA	FT%	OFF	DEF	TOT	AVG	PF	DQ	A	TO	BLK	STL	PTS	AVG
24	HALL, PJ	27-27	745:30	27.6	162-331	.489	22-72	.306	72-91	.791	46	109	155	5.7	64	1	42	46	32	14	418	15.5
2	DAWES, Al-Amir	30-25	901:02	30.0	111-275	.404	78-194	.402	44-49	.898	4	83	87	2.9	37	0	68	50	1	29	344	11.5
5	TYSON, Hunter	22-21	560:07	25.5	81-170	.476	24-64	.375	41-53	.774	30	89	119	5.4	49	0	26	23	8	15	227	10.3
13	COLLINS, David	29-29	843:36	29.1	104-204	.510	17-45	.378	74-124	.597	35	172	207	7.1	78	1	73	58	6	48	299	10.3
4	HONOR, Nick	30-22	747:31	24.9	81-205	.395	34-102	.333	33-36	.917	9	31	40	1.3	39	1	76	28	2	25	229	7.6
3	HUNTER, Chase	30-12	662:13	22.1	71-154	.461	17-49	.347	40-52	.769	16	66	82	2.7	49	0	51	30	6	13	199	6.6
33	BOHANNON, Naz	30-2	647:38	21.6	76-141	.539	1-2	.500	22-33	.667	44	83	127	4.2	41	0	55	40	3	11	175	5.8
12	HEMENWAY, Alex	28-2	415:04	14.8	44-112	.393	35-90	.389	22-29	.759	5	34	39	1.4	38	0	9	9	0	6	145	5.2
1	SCHIEFFELIN, Ian	27-3	328:31	12.2	33-80	.413	5-16	.313	18-26	.692	23	52	75	2.8	46	1	23	20	5	7	89	3.3
10	MIDDLEBROOKS, Ben	23-7	149:16	6.5	13-21	.619	0-0	.000	5-8	.625	9	16	25	1.1	27	0	8	9	6	7	31	1.3
11	FOX, Parker	6-0	09:12	1.5	1-3	.333	1-3	.333	0-0	.000	0	3	3	0.5	0	0	0	2	1	1	3	0.5
14	FOSTER, Devin	6-0	07:33	1.3	0-1	.000	0-1	.000	0-0	.000	0	1	1	0.2	0	0	0	2	0	0	0	0.0
32	NAUSEEF, Daniel	2-0	01:40	0.8	0-0	.000	0-0	.000	0-0	.000	1	0	1	0.5	0	0	0	0	0	0	0	0.0
15	NAUSEEF, Jack	5-0	06:09	1.2	0-3	.000	0-2	.000	0-0	.000	0	0	0	0.0	1	0	0	0	0	0	0	0.0
Team											36	42	78				18					
Total		30	6025		777-1700	.457	234-640	.366	371-501	.741	258	781	1039	34.6	469	4	431	335	70	176	2159	72.0
Opponents		30	6025		724-1689	.429	239-710	.337	373-486	.767	247	727	974	32.5	475	9	364	341	111	164	2060	68.7

Team Statistics

	CLEM	OPP
Scoring	2159	2060
Points per game	72.0	68.7
Scoring margin	+3.3	-
Field goals-att	777-1700	724-1689
Field goal pct	.457	.429
3 point fg-att	234-640	239-710
3-point FG pct	.366	.337
3-pt FG made per game	7.8	8.0
Free throws-att	371-501	373-486
Free throw pct	.741	.767
F-Throws made per game	12.4	12.4
Rebounds	1039	974
Rebounds per game	34.6	32.5
Rebounding margin	+2.2	-
Assists	431	364
Assists per game	14.4	12.1
Turnovers	335	341
Turnovers per game	11.2	11.4
Turnover margin	+0.2	-
Assist/turnover ratio	1.3	1.1
Steals	176	164
Steals per game	5.9	5.5
Blocks	70	111
Blocks per game	2.3	3.7
Winning streak	3	-
Home win streak	2	-
Attendance	99283	103005
Home games-Avg/Game	15-6619	11-9364
Neutral site-Avg/Game	-	4-5120

Team Results

Date	Opponent		Score	Att.
11/09/2021	Presbyterian	W	64-53	6144
11/12/2021	Wofford	W	76-68	8118
11/15/2021	Bryant	W	93-70	5411
11/18/2021	vs Temple	W	75-48	3639
11/19/2021	vs St. Bonaventure	L	65-68	3464
11/21/2021	vs West Virginia	L	59-66	4820
11/26/2021	Charleston So.	W	91-59	5770
11/30/2021	at Rutgers	L	64-74	8050
12/04/2021	at Miami (FL)	L	75-80	3388
12/11/2021	vs Drake	Wot	90-80	8557
12/14/2021	Miami (OH)	W	89-76	5154
12/18/2021	South Carolina	W	70-56	6677
12/22/2021	at Virginia	W	67-50	13857
01/04/2022	Virginia	L	65-75	5202
01/08/2022	at NC State	W	70-65	13425
01/12/2022	at Notre Dame	L	56-72	7618
01/15/2022	Boston College	L	68-70	7443
01/18/2022	at Syracuse	L	78-91	15210
01/22/2022	Pittsburgh	W	75-48	7408
01/25/2022	at Duke	L	69-71	9314
02/02/2022	Florida St.	W	75-69	6578
02/05/2022	at Georgia Tech	L	64-69	5784
02/08/2022	North Carolina	L	77-79	7470
02/10/2022	Duke	L	64-82	9000
02/12/2022	Notre Dame	L	61-76	7524
02/15/2022	at Florida St.	L	80-81	6801
02/19/2022	at Louisville	L	61-70	13242
02/23/2022	Wake Forest	W	80-69	5782
02/26/2022	at Boston College	W	70-60	6316
03/02/2022	Georgia Tech	W	68-65	5602

ACC STATISTICS



2021-22 Clemson Men's Basketball Combined Team Statistics In Conference games

Page 1/1
as of Mar 03, 2022

Game Records

Record	Overall	Home	Away	Neutral
ALL GAMES	7-12	4-5	3-7	0-0
CONFERENCE	7-12	4-5	3-7	0-0
NON-CONFERENCE	0-0	0-0	0-0	0-0

Score by Periods

Team	1st	2nd	OT	TOT
Clemson	619	704	0	1323
Opponents	629	713	0	1342

Team Box Score

No.	Player				Total		3-Point		F-Throw		Rebounds											
		GP-GS	MIN	AVG	FG-FGA	FG%	3FG-3FGA	3FG%	FT-FTA	FT%	OFF	DEF	TOT	AVG	PF	DQ	A	TO	BLK	STL	PTS	AVG
24	HALL, PJ	16-16	462:30	28.9	103-212	.486	11-40	.275	43-52	.827	26	61	87	5.4	37	0	25	31	18	11	260	16.3
2	DAWES, Al-Amir	19-14	551:13	29.0	69-173	.399	50-129	.388	22-23	.957	1	45	46	2.4	23	0	44	28	0	21	210	11.1
13	COLLINS, David	18-18	526:01	29.2	61-121	.504	9-27	.333	43-71	.606	22	111	133	7.4	45	0	53	36	4	30	174	9.7
5	TYSON, Hunter	11-10	247:26	22.5	37-78	.474	11-28	.393	16-21	.762	15	35	50	4.5	26	0	10	12	3	7	101	9.2
3	HUNTER, Chase	19-12	493:09	26.0	61-118	.517	17-40	.425	30-38	.789	9	51	60	3.2	39	0	38	23	4	8	169	8.9
33	BOHANNON, Naz	19-2	430:43	22.7	52-100	.520	1-2	.500	18-26	.692	32	56	88	4.6	26	0	30	24	1	10	123	6.5
4	HONOR, Nick	19-11	429:34	22.6	41-116	.353	16-59	.271	16-18	.889	3	18	21	1.1	25	1	38	16	1	13	114	6.0
12	HEMENWAY, Alex	19-2	280:32	14.8	25-75	.333	20-64	.313	16-20	.800	3	17	20	1.1	22	0	5	4	0	3	86	4.5
1	SCHIEFFELIN, Ian	17-7	252:42	14.9	24-65	.369	2-12	.167	13-17	.765	16	44	60	3.5	35	1	20	17	5	4	63	3.7
10	MIDDLEBROOKS, Ben	13-3	114:54	8.8	11-18	.611	0-0	.000	1-4	.250	6	11	17	1.3	22	0	5	6	3	7	23	1.8
32	NAUSEEF, Daniel	2-0	01:40	0.8	0-0	.000	0-0	.000	0-0	.000	1	0	1	0.5	0	0	0	0	0	0	0	0.0
15	NAUSEEF, Jack	3-0	03:12	1.1	0-1	.000	0-1	.000	0-0	.000	0	0	0	0.0	1	0	0	0	0	0	0	0.0
11	FOX, Parker	3-0	03:12	1.1	0-2	.000	0-2	.000	0-0	.000	0	1	1	0.3	0	0	0	1	0	1	0	0.0
14	FOSTER, Devin	3-0	03:12	1.1	0-1	.000	0-1	.000	0-0	.000	0	0	0	0.0	0	0	0	0	0	0	0	0.0
Team											22	29	51					11				
Total		19	3800		484-1080	.448	137-405	.338	218-290	.752	156	479	635	33.4	301	2	268	209	39	115	1323	69.6
Opponents		19	3800		472-1046	.451	157-446	.352	241-320	.753	140	473	613	32.3	283	4	247	210	81	113	1342	70.6

Team Statistics

	CLEM	OPP
Scoring	1323	1342
Points per game	69.6	70.6
Scoring margin	-1.0	-
Field goals-att	484-1080	472-1046
Field goal pct	.448	.451
3 point fg-att	137-405	157-446
3-point FG pct	.338	.352
3-pt FG made per game	7.2	8.3
Free throws-att	218-290	241-320
Free throw pct	.752	.753
F-Throws made per game	11.5	12.7
Rebounds	635	613
Rebounds per game	33.4	32.3
Rebounding margin	+1.2	-
Assists	268	247
Assists per game	14.1	13.0
Turnovers	209	210
Turnovers per game	11.0	11.1
Turnover margin	+0.1	-
Assist/turnover ratio	1.3	1.2
Steals	115	113
Steals per game	6.1	5.9
Blocks	39	81
Blocks per game	2.1	4.3
Winning streak	3	-
Home win streak	2	-
Attendance	62009	94955
Home games-Avg/Game	9-6890	10-9496
Neutral site-Avg/Game	-	0-0

Team Results

Date	Opponent		Score	Att.
12/04/2021	at Miami (FL)	L	75-80	3388
12/22/2021	at Virginia	W	67-50	13857
01/04/2022	Virginia	L	65-75	5202
01/08/2022	at NC State	W	70-65	13425
01/12/2022	at Notre Dame	L	56-72	7618
01/15/2022	Boston College	L	68-70	7443
01/18/2022	at Syracuse	L	78-91	15210
01/22/2022	Pittsburgh	W	75-48	7408
01/25/2022	at Duke	L	69-71	9314
02/02/2022	Florida St.	W	75-69	6578
02/05/2022	at Georgia Tech	L	64-69	5784
02/08/2022	North Carolina	L	77-79	7470
02/10/2022	Duke	L	64-82	9000
02/12/2022	Notre Dame	L	61-76	7524
02/15/2022	at Florida St.	L	80-81	6801
02/19/2022	at Louisville	L	61-70	13242
02/23/2022	Wake Forest	W	80-69	5782
02/26/2022	at Boston College	W	70-60	6316
03/02/2022	Georgia Tech	W	68-65	5602

TV & RADIO ROSTER



#0 JOSH BEADLE
G • 6-3 • 180 • Fr.
Columbia, S.C.



#1 IAN SCHIEFFELIN
F • 6-7 • 225 • Fr.
Loganville, Ga.



#2 AL-AMIR DAWES
G • 6-2 • 182 • Jr.
Newark, N.J.



#3 CHASE HUNTER
G • 6-3.5 • 204 • RSo.
Atlanta, Ga.



#4 NICK HONOR
G • 5-10 • 195 • RJr.
Orlando, Fla.



#5 HUNTER TYSON
F • 6-8 • 215 • Sr.
Monroe, N.C.



#10 BEN MIDDLEBROOKS
F • 6-10 • 232 • Fr.
Fort Lauderdale, Fla.



#11 PARKER FOX
G • 6-7 • 210 • Sr.
Reno, Nev.



#12 ALEX HEMENWAY
F • 6-3.5 • 195 • Jr.
Newburgh, Ind.



#13 DAVID COLLINS
G • 6-4.5 • 217 • +Sr.
Youngstown, Ohio



#14 DEVIN FOSTER
G • 6-2 • 180 • Jr.
Canton, Mass.



#15 JACK NAUSEEF
G • 6-1 • 160 • Jr.
Dayton, Ohio



#24 PJ HALL
F/C • 6-10 • 240 • So.
Spartanburg, S.C.



#32 DANIEL NAUSEEF
F • 6-7 • 215 • Fr.
Dayton, Ohio



#33 NAZ BOHANNON
F • 6-6 • 232 • +Sr.
Lorain, Ohio



BRAD BROWNELL
Head Coach
12th Season at Clemson



ANTONIO REYNOLDS DEAN
Assistant Coach
5th Season at Clemson



KAREEM RICHARDSON
Assistant Coach
1st Season at Clemson



DICK BENDER
Assistant Coach
10th Season at Clemson



BRAD CROWE
Sports Medicine
6th Season at Clemson