# GAME NOTES

ACC 30 POSTSEASON APPEARANCES | 13 NCAA TOURNAMENTS | 4 SWEET SIXTEENS | 1 ELITE EIGHT | 1990 ACC REGULAR SEASON CHAMPIONS

## CLEMSON (5-2, 0-0 ACC) vs. PENN STATE (6-1, 0-0 BIG TEN)

### TUESDAY, NOVEMBER 29 • 7 P.M. ET • LITTLEJOHN COLISEUM • CLEMSON, S.C.

GAME 8

## CLEMSON RECORDS

| | | |
|---|---|---|
| **Overall:** | 5-2 | Won-1 |
| **vs. ACC opponents:** | 0-0 | Loss-1 |
| **Non-Conference regular-season:** | 5-2 | Won-1 |
| **Home:** | 4-0 | Won-7 |
| **Away:** | 0-1 | Loss-1 |
| **Neutral:** | 1-1 | Won-1 |

## 2022-23 SCHEDULE/RESULTS

| Date | Opponent | TV | Score/Time (ET) |
|---|---|---|---|
| **11/2** | **Benedict (Exhibition)** | **---** | **W, 91-45** |
| **11/7** | **The Citadel** | **ACCNX** | **W, 80-69** |
| 11/11 | at South Carolina | SECN+ | L, 58-60 |
| **11/15** | **USC Upstate** | **ACCNX** | **W, 81-70** |
| **11/18** | **Bellarmine** | **ACCNX** | **W, 76-66** |
| **11/21** | **Loyola Maryland** | **ACCNX** | **W, 72-41** |
| 11/25 | vs. Iowa [1] | CBSSN | L, 71-74 |
| 11/26 | vs. California[1] | FloHoops | W, 67-59 |
| **11/29** | **Penn State [2]** | **ESPNU** | **7 p.m.** |
| **12/2** | **Wake Forest*** | **RSN** | **7 p.m.** |
| **12/7** | **Towson** | **RSN** | **9 p.m.** |
| 12/10 | vs. Loyola Chicago [3] | ACCN | 7:30 p.m. |
| 12/17 | vs. Richmond [4] | TBA | 7 p.m. |
| 12/21 | at Georgia Tech* | ESPN2 | 7:30 p.m. |
| **12/30** | **NC State*** | **TBA** | **TBA** |
| 1/4 | at Virginia Tech* | ESPN/2/U | 9 p.m. |
| 1/7 | at Pittsburgh* | ESPNU | 4 p.m. |
| **1/11** | **Louisville*** | **RSN** | **9 p.m.** |
| **1/14** | **Duke*** | **ACCN** | **5 p.m.** |
| 1/17 | at Wake Forest* | RSN | 9 p.m. |
| **1/21** | **Virginia Tech*** | **ESPN/2/U** | **6 p.m.** |
| **1/24** | **Georgia Tech*** | **ACCN** | **9 p.m.** |
| 1/28 | Florida State* | ACCN | 5 p.m. |
| 1/31 | at Boston College* | ACCN | 7 p.m. |
| **2/4** | **Miami (Fla.)*** | **ACCN** | **3 p.m.** |
| 2/11 | at North Carolina* | ESPN/2 | 2 p.m. |
| **2/15** | **Florida State*** | **RSN** | **7 p.m.** |
| 2/18 | at Louisville* | ACCN | 7 p.m. |
| **2/22** | **Syracuse*** | **ACCN** | **7 p.m.** |
| 2/25 | at NC State* | RSN | 12 p.m. |
| 2/28 | at Virginia* | ACCN | 7 p.m. |
| **3/4** | **Notre Dame*** | **ACCN** | **8 p.m.** |
| 3/8-12 | New York Life ACC Tournament [5] | | |

* - ACC contest; Note: Home games in **bold**; [1] Emerald Coast Challenge (Niceville, Fla.); [2] ACC/Big 10 Challenge; [3] Holiday Hoopsgiving (Atlanta, Ga.); [4] Greenville Invitational (State Farm Arena, Atlanta, Ga.); [4] ACC Tournament (Greensboro Coliseum, Greensboro, N.C.)

## TABLE OF CONTENTS


Broadcast Sheet ..... 2
Rosters ..... 3
Head Coach Brad Brownell ..... 4
Team Notes ..... 5-10
Player Stats/Notes ..... 11-30
Miscellaneous Stats ..... 31
Superlatives ..... 32-33
Stats/Box Scores ..... 34-37
Radio/Television Roster ..... 38


## CLEMSON SOCIAL MEDIA

| | |
|---|---|
| **Twitter \| Instagram** | @ClemsonMBB |
| **Facebook** | Facebook.com/ClemsonMBB |

## ATHLETIC COMMUNICATIONS


| | |
|---|---|
| **SID Contact:** | Ben Winterrowd |
| **Cell Phone:** | 630.862.8828 |
| **Email:** | winterr@clemson.edu |
| **Secondary Contact:** | Jere Drummond |
| **Email:** | jered@g.clemson.edu |


## BROADCAST INFORMATION

**TV:** ESPNU (Wes Durham; PxP, Dan Bonner; Analyst)

**Watch Link:** https://es.pn/3Vwps0h

**Radio:** Clemson Athletic Network (Don Munson/Tim Bourret)

Engineer: Ben Milstead

**Clemson Radio Affiliates:** 105.5 The ROAR (Flagship)

**Sirius/XM:** 384/974 (Clemson Broadcast)

## SERIES HISTORY

**Overall:** Clemson leads 3-1

**In Clemson:** Clemson leads 1-0 (Game played at Anderson Civic Center)

**In University Park:** Clemson leads 2-1

**At neutral sites:** Series tied 0-0

**Current streak:** Clemson, 3

**Coach Brownell vs. Penn State:** 0-0

### SETTING THE SCENE BETWEEN THE TIGERS AND NITTANY LIONS

- The contest will be televised on ESPNU with Wes Durham and Dan Bonner calling the action, while Don Munson and Tim Bourret will call the action on the radio waves. The radio call will be available on the Clemson Athletic Network and ClemsonTigers.com.
- Live stats will be provided on ClemsonTigers.com and Twitter updates will be available on Clemson's official account (@ClemsonMBB).

### CLEMSON BASKETBALL HEADLINES

- Chase Hunter earned All-Tournament honors at the Emerald Coast Classic, including his third 20-point game of the season against No. 25 Iowa.
- Hunter has three 20-point games this year and five in his last 13. He had none in his first 60.
- Hunter is one of four players nationally (2 in the Power 5) to average at least 16.5 points, 5.0 assists and shoot better than 50.0 percent from the field and three. Last Tiger to average 16.0 and 5.0 per game for a season was Ed Scott (2002-03; 17.7 ppg, 5.75 apg - First Team All-ACC).
- Alex Hemenway finished 5-for-5 and 3-for-3 from three in a 72-41 win over Loyola Maryland (Nov. 21).
- Five double-digit scorers led the Tigers over Bellarmine (Nov. 18). The Tigers are 12-0 in their last 12 games in which they have accomplished that feat. (See table on page 6).
- Hunter Tyson collected his third career double-double and second this season against Bellarmine with 11 points and 10 rebounds.
- Tyson notched his second career double-double with 19 points and 13 rebounds against The Citadel (Nov. 7). Tyson is averaging 12.4 points and 9.6 rebounds to start the season.
- Tyson returned for his graduate campaign and will look to become the Tigers' all-time games played leader in program history. Tyson has played 113 games and needs 22 to become the all time leader (134; Cliff Hammonds, K.C. Rivers, Trevor Booker and David Potter).
- Ian Schieffelin (20pts, 14reb) and Hunter Tyson (19pts, 13reb) both netted double-doubles in the season opener. It was Schieffelin's first of his career and Tyson's second at the time.
- Schieffelin set career highs in points (20) and rebounds (14) and offensive rebounds (9). His nine offensive rebounds were the most since James Mays (10 at Maryland, 1-13-07).
- PJ Hall made his return to the court at South Carolina (Nov. 11). In six games, Hall has scored in double-figures in four since returning.
- Hall made the strongest case for most improved player in the ACC last season and it led to his selection as an All-ACC Preseason Second Team pick by ACC media. Hall was also named to the Kareem Abdul-Jabbar Center of the Year Award Watch List.
- Brevin Galloway has come on strong to start his last year of college basketball at Clemson. A local product from nearby Seneca, Galloway has netted double-figure scoring in five of seven games.
- Brownell is quickly approaching 400 career wins and stands at 390 all time. He has 83 at UNC Wilmington, 84 at Wright State and 223 at Clemson.

## STATISTICAL OUTLOOK

| --/-- | Clemson | Ht. | Wt. | Yr. | Hometown | GP/GS | PPG | RPG | APG | MPG |
|---|---|---|---|---|---|---|---|---|---|---|
| G 0 | Josh Beadle | 6-3 | 182 | RFr. | Columbia, S.C. | 6/0 | 2.0 | 1.5 | 0.8 | 14.2 |
| G 1 | Chase Hunter | 6-3.5 | 204 | So. | Atlanta, Ga. | 7/7 | 16.6 | 2.3 | 5.3 | 31.6 |
| G 2 | Dillon Hunter | 6-3.5 | 193 | Fr. | Atlanta, Ga. | 7/0 | 0.9 | 1.1 | 1.1 | 10.1 |
| F 4 | Ian Schieffelin | 6-7 | 230 | So. | Loganville, Ga. | 7/0 | 6.7 | 4.7 | 1.3 | 18.7 |
| F 5 | Hunter Tyson | 6-8 | 217 | Gr. | Monroe, N.C. | 7/7 | 12.7 | 8.7 | 1.7 | 31.6 |
| F 10 | Ben Middlebrooks | 6-10.5 | 242 | So. | Fort Lauderdale, Fla. | 7/7 | 2.1 | 3.0 | 0.3 | 11.1 |
| G 11 | Brevin Galloway | 6-3 | 210 | Gr. | Anderson, S.C. | 7/7 | 11.1 | 2.7 | 2.1 | 28.3 |
| G 12 | Alex Hemenway | 6-4 | 195 | Sr. | Newburgh, Ind. | 7/7 | 9.1 | 2.7 | 1.6 | 31.5 |
| G 13 | Chauncey Gibson | 6-5 | 188 | Fr. | Dallas, Texas | | REDSHIRTING | | | |
| G 14 | Devin Foster | 6-2 | 182 | Sr. | Canton, Mass. | 1/0 | 0.0 | 1.0 | 0.0 | 1.3 |
| G 15 | Jack Nauseef | 6-1 | 163 | Sr. | Dayton, Ohio | 1/0 | 0.0 | 0.0 | 0.0 | 1.3 |
| G 20 | Matt Kelly | 6-1 | 172 | So. | Charleston, S.C. | 1/0 | 0.0 | 0.0 | 0.0 | 1.3 |
| F 21 | Chauncey Wiggins | 6-10 | 205 | Fr. | Grayson, Ga. | 3/0 | 3.0 | 0.7 | 0.3 | 8.3 |
| F 22 | RJ Godfrey | 6-7 | 225 | Fr. | Suwanee, Ga. | 6/0 | 2.8 | 0.8 | 0.7 | 7.0 |
| F 24 | PJ Hall | 6-10 | 245 | Jr. | Spartanburg, S.C. | 6/0 | 8.7 | 2.7 | 0.3 | 17.2 |
| F 32 | Daniel Nauseef | 6-7 | 215 | So. | Dayton, Ohio | 1/0 | 0.0 | 0.0 | 0.0 | 1.3 |

# 2022-23 CLEMSON BROADCAST SHEET

## 0



### JOSH BEADLE

*R-FR. • G • 6-3 • 182 • COLUMBIA, S.C./CARDINAL NEWMAN*

| | MIN | PTS | REB | AST | FG% | 3FG% | FT% |
|---|---|---|---|---|---|---|---|
| 22-23 | 14.2 | 2.0 | 1.5 | 0.8 | .231 | .000 | .000 |
| Career | 14.2 | 2.0 | 1.5 | 0.8 | .231 | .000 | .000 |

**Season Highs:** *PTS (8), FG (4), REB (3), AST (3), STL (2)*

» Rated as a three-star prospect, according to 247Sports and Rivals.
» Averaged 16.9 points, 6.2 rebounds, 3.8 assists and 1.4 steals per game as a senior at Cardinal Newman. Eclipsed 1,000 career points.
» Won back-to-back SCISA Class 3A Championships and led team in scoring. Last three seasons: shot over 50.0%, 40.0% from three, 70.0% at the line.
» Three-time All-Region, All-State, All-Tournament and All-Star player.
» Chose Clemson over Wake Forest and VCU.

## 1

### CHASE HUNTER

*R-JR. • G • 6-3.5 • 204 • ATLANTA, GA./WESTLAKE HS*

| | MIN | PTS | REB | AST | FG% | 3FG% | FT% |
|---|---|---|---|---|---|---|---|
| 22-23 | 31.6 | 16.6 | 2.3 | 5.3 | .513 | .600 | .727 |
| Career | 20.3 | 6.2 | 1.9 | 1.8 | .423 | .342 | .724 |

**Season Highs:** *PTS (23), FG (8), 3FG (4), FT (4), REB (5), AST (8), BLK (1), STL (2)*

» Tied career high with 23 points vs. The Citadel. Career-high 8 assists vs. Bellarmine (Nov. 18).
» Career-high 23 points (7-9 FG) in win at Boston College (Feb. 26). Tied career-high 7 reb.
» Scored then-career-high 21 points vs. Wake Forest (2/23/22). Totaled career-best 10 field goals.
» Came to Clemson as a four-star prospect and No. 98 overall in 247Sports' Top 100.
» Rated the No. 4 player in the state of Georgia and the No. 14 combo guard in the country.
» Chose Clemson over Georgia, Virginia, Oklahoma and Michigan State.

## 2

### DILLON HUNTER

*FR. • G • 6-3.5 • 193 • ATLANTA, GA./WESTLAKE HS*

| | MIN | PTS | REB | AST | FG% | 3FG% | FT% |
|---|---|---|---|---|---|---|---|
| 22-23 | 10.1 | 0.9 | 1.1 | 1.1 | .250 | .000 | .000 |
| Career | 10.1 | 0.9 | 1.1 | 1.1 | .250 | .000 | .000 |

**Season Highs:** *PTS (4), FG (2), REB (4), AST (3), STL (1)*

» He is the younger brother of current Tiger Chase Hunter, was ranked No. 64 in the ESPN 100 and rated a four-star prospect.
» Hunter chose Clemson over Baylor, Auburn, Florida State, Kentucky, Georgia and Georgia Tech.
» "He has excellent vision and a feel for the game, which makes him an outstanding passer and facilitator who complements our other freshmen very well."

## 4



### IAN SCHIEFFELIN (CHEF-LIN)

*SO. • F • 6-7 • 230 • LOGANVILLE, GA./GRAYSON HS*

| | MIN | PTS | REB | AST | FG% | 3FG% | FT% |
|---|---|---|---|---|---|---|---|
| 22-23 | 18.7 | 6.7 | 4.7 | 1.3 | .559 | .400 | .700 |
| Career | 13.0 | 3.8 | 3.2 | 1.0 | .442 | .333 | .711 |

**Season Highs:** *PTS (20), FG (9), 3FG (1), FT (1), REB 14), OREB (9), AST (3), BLK (1), STL (1)*

» Career-high 20 points and 14 rebounds vs. The Citadel (Nov. 7); Career-best 9 off. rebounds.
» Rated three-star prospect, according to 247Sports and Rivals.
» Averaged 12.0 points, 12.0 rebounds and 3.0 blocks per game as a senior for a top-ranked program in Georgia (Grayson HS). Finished 10th in country and No. 1 among public schools.
» Helped lead Grayson to a Region 8-AAAAAAA championship and 25-4 record as a soph.
» Chose Clemson over Virginia Tech and Dayton.

## 5



### HUNTER TYSON

*GR. • F • 6-8 • 217 • MONROE, N.C./PIEDMONT HS*

| | MIN | PTS | REB | AST | FG% | 3FG% | FT% |
|---|---|---|---|---|---|---|---|
| 22-23 | 31.6 | 12.7 | 8.7 | 1.7 | .403 | .394 | .818 |
| Career | 16.5 | 6.2 | 3.5 | 0.6 | .429 | .341 | .761 |

**Season Highs:** *PTS (19), FG (6), 3FG (2), FT (6), REB (13), AST (3), STL (3)*

» Third career double-double vs. Bellarmine. Second career double-double vs. The Citadel (19 points and 13 rebounds).
» First career double-double (18 points and 13 rebounds) vs. South Carolina (Dec. 18); Career-best six offensive rebounds.
» Averaged career-highs in points (10.0) and rebounds (5.5) last season.
» First career start came against South Carolina (Dec. 15, 2019).

## 10



### BEN MIDDLEBROOKS

*SO. • F • 6-10.5 • 242 • FORT LAUDERDALE, FLA./WESTMINISTER ACADEMY*

| | MIN | PTS | REB | AST | FG% | 3FG% | FT% |
|---|---|---|---|---|---|---|---|
| 22-23 | 11.1 | 2.1 | 3.0 | 0.3 | .500 | .000 | .250 |
| Career | 7.4 | 1.4 | 1.5 | 0.3 | .556 | .000 | .500 |

**Season Highs:** *PTS (6), FG (3), REB (8), BLK (1), STL (2)*

» Career-high eight points, nine rebounds vs. Boston College (Feb. 26).
» Rated a four-star prospect according to ESPN and reclassified from the Class of 2022.
» Middlebrooks was a Top 100 player in the Class of 2022.
» Averaged 20.5 points and 13.6 rebounds per game as a senior.
» Chose Clemson over Florida, Auburn, Georgia, Ole Miss, Virginia Tech, Notre Dame, Dayton.
» Sister, Mackenzy, was a member of Clemson's women's tennis program (graduated 2021).

## 11

### BREVIN GALLOWAY

*GR. • G • 6-3 • 210 • ANDERSON, S.C. (SENECA HS/BOSTON COLLEGE)*

| | MIN | PTS | REB | AST | FG% | 3FG% | FT% |
|---|---|---|---|---|---|---|---|
| 22-23 | 28.3 | 11.1 | 2.7 | 2.1 | .511 | .308 | .815 |
| Career | 25.2 | 9.0 | 2.2 | 1.4 | .396 | .327 | .695 |

**Season Highs:** *PTS (15), FG (4), 3FG (3), FT (7), REB (5), AST (4), BLK (1), STL (2)*

» Averaging 11.8 points per game and shooting 50.0 percent
» Transferred to Boston College prior to the 2021-22 season and played 25 games.
» Averaged 8.3 points, 1.5 rebounds and 1.4 assists per game for the Eagles.
Netted double-figure points nine times last season, including a season-high 18 points twice against Georgia Tech (Jan. 12, 2022) and Clemson (Jan. 15, 2022).
» Was a 2020-21 preseason All-CAA selection.

## 12



### ALEX HEMENWAY

*JR. • G • 6-4 • 195 • NEWBURGH,IND./CASTLE HS*

| | MIN | PTS | REB | AST | FG% | 3FG% | FT% |
|---|---|---|---|---|---|---|---|
| 22-23 | 31.5 | 9.1 | 2.7 | 1.6 | .500 | .438 | .857 |
| Career | 16.0 | 5.3 | 1.4 | 0.5 | .442 | .418 | .793 |

**Season Highs:** *PTS (18), FG (7), 3FG (4), FT (4), REB (6), AST (2), BLK (1), STL (1)*

» Finished 5-for-5 from the field and 3-for-3 from three against Loyolya Maryland (Nov. 21).
» Career-high 18 points (7-9 FG, 4-6 3FG) in 81-70 win over USC Upstate (Nov. 15).
» As it stands, he ranks fifth all-time in 3-point percentage in school history (41.8%).
» Chose Clemson over Nebraska, Creighton, DePaul and Belmont.
» Father, Todd, played high school soccer in Indiana with Head Coach Brad Brownell.

## 13

### CHAUNCEY GIBSON

*FR. • G • 6-5 • 188 • DALLAS, TEXAS/KIMBALL HS*

| | MIN | PTS | REB | AST | FG% | 3FG% | FT% |
|---|---|---|---|---|---|---|---|
| 22-23 | | | REDSHIRTING | | | | |
| Career | -- | -- | -- | -- | -- | -- | -- |

**Season Highs:**

» Redshirting the 2022-23 season.
Rated as a three-star prospect by 247Sports and Rivals.
» Gibson averaged 17.6 points, 7.0 rebounds and 5.0 assists per game last season for Kimball High School.
» Gibson is listed as the No. 23 player in the state of Texas by Blue Zurtuche and Texas Basketball Review.
» He chose Clemson over SMU, Old Dominion and Texas Tech.

## 21



### CHAUNCEY WIGGINS

*FR. • F • 6-10 • 205 • GRAYSON, GA./GRAYSON HS*

| | MIN | PTS | REB | AST | FG% | 3FG% | FT% |
|---|---|---|---|---|---|---|---|
| 22-23 | 8.3 | 3.0 | 0.7 | 0.3 | .667 | .333 | .000 |
| Career | 8.3 | 3.0 | 0.7 | 0.3 | .667 | .333 | .000 |

**Season Highs:** *PTS (7), FG (3), 3FG (1), REB (2), BLK (1), STL (1)*

» Rated a three-star prospect, according to 247Sports and Rivals.
» Wiggins averaged 12.1 points, 6.6 rebounds, 2.3 assists, 1.2 steals and 1.8 blocks per game last season for Grayson. He was high school teammates with current Tiger Ian Schieffelin (Loganville, Ga./Grayson).
» Wiggins is ranked as the fourth-best player in the 2022 class from the state of Georgia and is a Top 150 player according to 247Sports.
» Wiggins chose Clemson over NC State, Georgia, South Florida and Maryland.

## 22



### RJ GODFREY

*FR. • F • 6-7 • 225 • SUWANEE, GA./NORTH GWINNETT HS*

| | MIN | PTS | REB | AST | FG% | 3FG% | FT% |
|---|---|---|---|---|---|---|---|
| 22-23 | 7.0 | 2.8 | 0.8 | 0.7 | .636 | .000 | .600 |
| Career | 7.0 | 2.8 | 0.8 | 0.7 | .636 | .000 | .600 |

**Season Highs:** *PTS (7), FG (3), FT (1), REB (2), AST (2), STL (1)*

» Rrated as a three-star prospects by 247Sports (#130) and Rivals (#135).
» Godfrey averaged 16.0 points, 9.0 rebounds, 4.0 assists and 3.0 blocks per game last season. He is the rated the No. 5 player in the state of Georgia.
» His father, Randall Godfrey, is an 11-year NFL veteran who played linebacker for the Dallas Cowboys, Tennessee Titans, Seattle Seahawks, San Diego Chargers and the Washington Football Team.
» Godfrey chose Clemson over Ole Miss, Texas Tech, Georgia Tech, Utah and Georgia.

## 24

### PJ HALL

*JR. • C • 6-10 • 245 • SPARTANBURG, S.C./DORMAN HS*

| | MIN | PTS | REB | AST | FG% | 3FG% | FT% |
|---|---|---|---|---|---|---|---|
| 22-23 | 17.2 | 8.7 | 2.7 | 0.3 | .465 | .200 | .769 |
| Career | 19.9 | 10.4 | 4.1 | 0.9 | .490 | .272 | .776 |

**Season Highs:** *PTS (15), FG (7), 3FG (1), FT (1), REB (5), AST (2), BLK (1), STL (2)*

» Had 25 consecutive double-figure scoring games; Three career double-doubles.
» Career-high 28 points vs. FSU. Made career-high 12 free throws (12-13) vs. FSU; Set new career-high of 13 rebounds with career-best six offensive rebounds against Drake.
» 2020 No. 1 prospect in the state of South Carolina; ESPN ranked Hall No. 48 in its Top 100.
» Highest rated prospect of the Brownell Era and fourth all-time at Clemson (247Sports).
» Sister, Thayer, played volleyball for the Florida Gators.
» Chose Clemson over Virginia Tech, Florida, Tennessee, Georgia Tech and South Carolina.

### DEVIN FOSTER

*SR. • G • 6-2 • 182*
*CANTON, MASS.*
*CANTON HS*

» Promoted undergraduate manager.
» 2019 Mr. Basketball in Massachusetts
» All-time leading scorer at Canton HS (1,306 points).

**14**

### JACK NAUSEEF

*SR. • G • 6-1 • 163*
*DAYTON, OHIO*
*CHAMINADE JULIENNE CATHOLIC*

» Promoted undergraduate manager
» Team captain and two-year starter in high school

**15**

### MATT KELLY

*SO. • G • 6-1 • 172*
*CHARLESTON, S.C.*
*PORTER-GAUD HS*

» First year in the program.

**20**



### DANIEL NAUSEEF

*SO. • F • 6-7 • 215*
*DAYTON, OHIO*
*CHAMINADE JULIENNE CATHOLIC*

» Promoted undergraduate manager

**32**

# ROSTER

**ALPHABETICAL**

| No | Name | Pos | Hgt | Wgt | Cl. | Exp. | Hometown | Previous School |
|---|---|---|---|---|---|---|---|---|
| 0 | Josh Beadle | G | 6-3 | 182 | RFr. | HS | Columbia, S.C. | Cardinal Newman HS |
| 14 | Devin Foster | G | 6-2 | 182 | Sr. | 1VL | Canton, Mass. | Canton HS |
| 11 | Brevin Galloway | G | 6-3 | 210 | Gr. | 4VL | Anderson, S.C. | Boston College |
| 13 | Chauncey Gibson | G | 6-5 | 188 | Fr. | HS | Dallas, Texas | Kimball HS |
| 22 | RJ Godfrey | F | 6-7 | 225 | Fr. | HS | Suwanee, Ga. | North Gwinnett HS |
| 24 | PJ Hall | F | 6-10 | 245 | Jr. | 2VL | Spartanburg, S.C. | Dorman HS |
| 12 | Alex Hemenway | G | 6-4 | 195 | Sr. | 3VL | Newburgh, Ind. | Castle HS |
| 3 | Chase Hunter | G | 6-3.5 | 204 | RJr. | 3VL | Atlanta, Ga. | Westlake HS |
| 2 | Dillon Hunter | G | 6-3.5 | 193 | Fr. | HS | Atlanta, Ga. | Westlake HS |
| 20 | Matt Kelly | G | 6-1 | 172 | So. | HS | Charleston, S.C. | Porter-Gaud HS |
| 10 | Ben Middlebrooks | F | 6-10.5 | 242 | So. | 1VL | Fort Lauderdale, Fla. | Westminster Academy |
| 15 | Jack Nauseef | G | 6-1 | 163 | Sr. | 1VL | Dayton, Ohio | Chaminade Julienne Catholic |
| 32 | Daniel Nauseef | F | 6-7 | 215 | So. | 1VL | Dayton, Ohio | Chaminade Julienne Catholic |
| 1 | Ian Schieffelin | F | 6-7 | 230 | So. | 1VL | Loganville, Ga. | Grayson HS |
| 5 | Hunter Tyson | F | 6-8 | 217 | Gr. | 4VL | Monroe, N.C. | Piedmont HS |
| 21 | Chauncey Wiggins | F | 6-10 | 205 | Fr. | HS | Grayson, Ga. | Grayson |

**NUMERICAL**

| No | Name | Pos | Hgt | Wgt | Cl. | Exp. | Hometown | Previous School |
|---|---|---|---|---|---|---|---|---|
| 0 | Josh Beadle | G | 6-3 | 182 | RFr. | HS | Columbia, S.C. | Cardinal Newman HS |
| 1 | Chase Hunter | G | 6-3.5 | 204 | RJr. | 3VL | Atlanta, Ga. | Westlake HS |
| 2 | Dillon Hunter | G | 6-3.5 | 193 | Fr. | HS | Atlanta, Ga. | Westlake HS |
| 4 | Ian Schieffelin | F | 6-7 | 230 | So. | 1VL | Loganville, Ga. | Grayson HS |
| 5 | Hunter Tyson | F | 6-8 | 217 | Gr. | 4VL | Monroe, N.C. | Piedmont HS |
| 10 | Ben Middlebrooks | F | 6-10.5 | 242 | So. | 1VL | Fort Lauderdale, Fla. | Westminster Academy |
| 11 | Brevin Galloway | G | 6-3 | 210 | Gr. | 4VL | Anderson, S.C. | Boston College |
| 12 | Alex Hemenway | G | 6-4 | 195 | Sr. | 3VL | Newburgh, Ind. | Castle HS |
| 13 | Chauncey Gibson | G | 6-5 | 188 | Fr. | HS | Dallas, Texas | Kimball HS |
| 14 | Devin Foster | G | 6-2 | 182 | Sr. | 1VL | Canton, Mass. | Canton HS |
| 15 | Jack Nauseef | G | 6-1 | 163 | Sr. | 1VL | Dayton, Ohio | Chaminade Julienne Catholic |
| 20 | Matt Kelly | G | 6-1 | 172 | So. | HS | Charleston, S.C. | Porter-Gaud HS |
| 21 | Chauncey Wiggins | F | 6-10 | 205 | Fr. | HS | Grayson, Ga. | Grayson |
| 22 | RJ Godfrey | F | 6-7 | 225 | Fr. | HS | Suwanee, Ga. | North Gwinnett HS |
| 24 | PJ Hall | F | 6-10 | 245 | Jr. | 2VL | Spartanburg, S.C. | Dorman HS |
| 32 | Daniel Nauseef | F | 6-7 | 215 | So. | 1VL | Dayton, Ohio | Chaminade Julienne Catholic |

**Head Coach:** Brad Brownell
**Associate Head Coach:** Billy Donlon
**Assistant Coaches:** Sean Dixon and Dick Bender
**Director of Basketball Operations:** Andy Assaley
**Special Assistant to the Head Coach:** Jeff Reynolds
**Director of Basketball Strength & Conditioning:** Justin McClelland
**Director of Player Development:** Terrell McIntyre
**Director of Recruiting:** Lucas McKay
**Sports Medicine:** Brad Crowe
**Video Coordinator:** Aaron Stevens
**Director of Basketball Performance Nutrition:** Michelle Sweeney
**Graduate Managers:** Will Durham and AJ Morris
**Undergraduate Managers:** Joel Dance (Head Manager), Conner Pederson, Luke Ferrell, Andrew Latiff, Tyler Pepicilli, Hayden Johnson, Robert Liollio Cameron White, Jameson Browne, Carter Berry, Sebastian Miller, Luke Ciprich, Ryan Gormley and Elijah Richardson

## PRONUNCIATION GUIDE

| | |
|---|---|
| Brad Brownell | **BROW-nehl** |
| Daniel and Jack Nauseef | **NAW-seef** |
| Ian Schieffelin | **CHEF-lin** |

## CLEMSON TIGERS BLUEPRINT

**Via High School Ranks (11)**
Josh Beadle (2021 recruiting class)
Chauncey Gibson (2022 recruiting class)
RJ Godfrey (2022 recruiting class)
PJ Hall (2020 recruiting class)
Alex Hemenway (2019 recruiting class)
Chase Hunter (2019 recruiting class)
Dillon Hunter (2022 recruiting class)
Ben Middlebrooks (2021 recruiting class)
Ian Schieffelin (2021 recruiting class)
Hunter Tyson (2018 recruiting class)
Chauncey Wiggins (2022 recruiting class)

**Via Transfer Portal (1)**
Brevin Galloway (2022 recruiting class - Boston College)

**Via Walk-On (4)**
Devin Foster (2019 recruiting class - Elevated manager)
Matt Kelly (2022 recruiting class)
Jack Nauseef (2019 recruiting class - Elevated manager)
Daniel Nauseef (2021 recruiting class - Elevated manager)

# HEAD COACH BRAD BROWNELL

*(Clicking on Coach Brownell's headshot will take you to his online bio)*

## CAREER RECORDS

Overall Record: 390-253
Conference Games (regular season career): 204-152
Non-Conference Games (at Clemson): 114-46
ACC Tournament: 6-11
NCAA Tournament (career): 3-6
Overtime Games (at Clemson): 13-8
NIT (career): 4-3

## CAREER RECORDS (ACC PLAY)

Overall Record (Regular Season): 103-111
Overall Record (inc. postseason): 109-122
ACC Tournament: 6-10

## ALL-TIME WINNINGEST COACHES

| | | |
|---|---|---|
| ***1.*** | ***Brad Brownell (2010-present)*** | ***223-168*** |
| 2. | Cliff Ellis (1985-94) | 177-128 |
| 3. | Bill Foster (1975-84) | 156-106 |
| 4. | Oliver Purnell (2003-10) | 138-88 |
| 5. | Joe Davis (1932-40) | 101-86 |

## CAREER COACHING RECORDS

**Season Victories:** 25
Cliff Ellis, 1986-87
Oliver Purnell, 2006-07
Brad Brownell, 2017-18

**Home Victories**
151, Brad Brownell (151-51), 2010-22

**ACC Season Victories**
11, Brad Brownell, 2017-18

**ACC Home Victories**
8, Brad Brownell, 2017-18; 2020-21

**ACC Regular Season Career Victories**
103, Brad Brownell (103-111), 2010-22

**Overall Wins vs. ACC Teams**
109, Brad Brownell (109-122), 2010-22

**Overall Winning Percentage**
vs. ACC Teams: .472, Brad Brownell (109-122), 2010-22

**Overall ACC Home Winning Percentage**
.667, Brad Brownell (72-36), 2010-22

## BROWNELL'S YEAR-BY-YEAR HEAD COACHING RECORD

| YEAR | SCHOOL | OVERALL | .PCT | CONF. | POSTSEASON |
|---|---|---|---|---|---|
| 2002-03 | UNC Wilmington | 24-7 | .744 | 15-3 | NCAA, 1st round |
| 2003-04 | UNC Wilmington | 15-15 | .500 | 9-9 | |
| 2004-05 | UNC Wilmington | 19-10 | .655 | 13-5 | |
| 2005-06 | UNC Wilmington | 25-8 | .758 | 15-3 | NCAA, 1st round |
| 2006-07 | Wright State | 23-10 | .697 | 13-3 | NCAA, 1st round |
| 2007-08 | Wright State | 21-10 | .677 | 12-6 | |
| 2008-09 | Wright State | 20-13 | .606 | 12-6 | |
| 2009-10 | Wright State | 20-12 | .625 | 12-6 | |
| 2010-11 | Clemson | 22-12 | .647 | 9-7 | NCAA, 2nd round |
| 2011-12 | Clemson | 16-15 | .516 | 8-8 | |
| 2012-13 | Clemson | 13-18 | .419 | 5-13 | |
| 2013-14 | Clemson | 23-13 | .639 | 10-8 | NIT, Semifinals |
| 2014-15 | Clemson | 16-15 | .516 | 8-10 | |
| 2015-16 | Clemson | 17-14 | .548 | 10-8 | |
| 2016-17 | Clemson | 17-16 | .515 | 6-12 | NIT, 1st Round |
| 2017-18 | Clemson | 25-10 | .714 | 11-7 | NCAA, Sweet 16 |
| 2018-19 | Clemson | 20-14 | .588 | 9-9 | NIT, 2nd Round |
| 2019-20 | Clemson | 16-15 | .516 | 9-11 | No Postseason Due to COVID-19 |
| 2020-21 | Clemson | 16-8 | .667 | 10-6 | NCAA, 1st Round |
| 2021-22 | Clemson | 17-16 | .515 | 8-12 | |
| 2022-23 | Clemson | 5-2 | .714 | 0-0 | |

**HEAD COACHING SUMMARY**

| | | | |
|---|---|---|---|
| at UNC Wilmington | 83-40 | .675 | 52-20 |
| at Wright State | 84-45 | .651 | 49-21 |
| at Clemson | 223-168 | .570 | 103-111 |
| **TOTALS** | **390-253** | **.607** | **204-152** |

**NOTE:** Conference record is regular season only.

## ABOUT BRAD BROWNELL

**Born** November 15, 1968
**Hometown** Evansville, Indiana
**High School** Harrison High School
**Degree** DePauw University (1991); history
**Master's** University of Indianapolis (1994); history

**FAMILY**
**Wife** Paula
**Daughter** Abby
**Daughter** Kate

**COACHING EXPERIENCE**

| Years | School, Position |
|---|---|
| 1991-92 | Evansville, graduate assistant |
| 1992-94 | Indianapolis; assistant coach |
| 1994-2002 | UNC Wilmington, assistant coach |
| 2002-06 | UNC Wilmington, head coach |
| 2006-10 | Wright State, head coach |
| 2010-pres. | Clemson, head coach |

**PLAYING EXPERIENCE**

| Years | |
|---|---|
| 1988-91 | DePauw University (Ranks seventh in school history in career assists - 332; 15th in steals - 102; 17th in free throw percentage - .782) |
| 1989-90 Season | .899 free throw percentage; 132 assists, 47 steals (all top 10 single season; 2nd in FT, 10th in AST, 9th in STL) |

**COACHING HONORS**

| | |
|---|---|
| 2003 | Colonial Athletic Association Coach of the Year |
| 2006 | Colonial Athletic Association Coach of the Year |
| 2008 | Horizon League Coach of the Year |
| 2018 | Sports Illustrated College Basketball Coach of the Year |

**COACHING TREE**
**Zavier Anderson** *(Assistant coach at Florida International)*
**Nick Bowman** *(Associate head coach at Nicholls State)*
**Matt Bucklin** *(Assistant coach at James Madison)*
**Tee Butters** *(Associate head coach at Charleston Southern)*
**Kylen Butler** *(Director of recruiting at Grand Canyon)*
**Mark Byington** *(Head coach at James Madison)*
**Austin Claunch** *(Head coach at Nicholls State)*
**Aaron Coombs** *(Head coach at Georgia Southwestern State)*
**Billy Donlon** *(Associate Head Coach at Clemson)*
**Jimmy Garrity** *(Head women's coach at Wofford)*
**Earl Grant** *(Head coach at Boston College)*
**Marty McGillan** *(Assistant coach at Longwood)*
**Riley McGillan** *(Assistant coach at Lenoir-Rhyne)*
**Lucas McKay** *(Director of recruiting at Clemson)*
**Rick Ray** *(Assistant coach at Colorado)*
**Richie Riley** *(Head coach at South Alabama)*
**Tanner Smith** *(Assistant coach at Stephen F. Austin)*
**Aaron Stevens** *(Video coordinator at Clemson)*

**NBA DRAFT PICKS UNDER BROWNELL**

| | |
|---|---|
| 2014 | K.J. McDaniels, 32nd to Philadelphia |
| 2017 | Jaron Blossomgame, 59th to San Antonio |

# TEAM NOTES

## CLEMSONGRIT

**Program Definition:** Passion and perseverance toward a long-term goal.

**Culture of Commitment:** Attitude, Energy and Effort.

» Instituted in 2016-17, the program embodies a workman-like culture and blue collar work ethic.

*"Grit, passion and perseverance toward a long-term goal and that can be applied to many things. It's not just about a season. It might be a college career. It might be a professional career. It might be graduating from college. It can pertain to just about anything. You need to have tremendous passion for something in your life if you want to be successful."* - Head Coach Brad Brownell

## SERIES HISTORY VS. PENN STATE

- Clemson will face Penn State for the fourth time in program history for the 2022 ACC/Big Ten Challenge.
- The Tigers are 3-1 all-time against the Nittany Lions with just one game qualifying as a home game.
- Clemson is 2-1 on the road at Penn State and it's lone home victory (only home game in the series) being played at the Anderson Civic Center in 2005.
- Will Solomon scored 37 points at Penn State on Dec. 1, 1999, still the most points scored by a Clemson player in a non-conference game since Nov. 30, 1974 when Skip Wise scored 38 against Pennsylvania.

### PENN STATE (3-1)

*at Clemson (1-0)*
*at Penn State (2-1)*
*at Neutral Site (0-0)*

| Year | Rank | Site | W/L | CU | Opp |
|---|---|---|---|---|---|
| 1999-00 | | A | L | 75 | 85 |
| 2001-02 | | A | W | 79 | 66 |
| 2002-03 | | H* | W | 79 | 70 |
| 2005-06 | | A | W | 96 | 88 |

** Game played at Anderson Civic Center (Anderson, S.C.)*

## CLEMSON UP FOR THE CHALLENGE

- With this game against Penn State, it marks Clemson's 23rd appearance in the Big Ten/ACC Challenge.
- The Tigers are 12-10 all-time in the Big Ten/ACC Challenge.
- The Tigers are tied for fourth overall between both leagues with 12 wins (Duke 19, Virginia 13, Wake Forest 13).
- Clemson's 12 wins would be tied for the most in the Big Ten since the Challenge began in 1999.
- Clemson is 12-10 overall, including 6-5 on the road. It's six road wins are tied for the best among all programs in both leagues (Duke, 6; Virginia, 6).
- Clemson did not have a matchup in 2013-14 due to the fact there were three more teams in the ACC than the Big Ten.
- The Tigers will be going for win No. 71 all-time against the current Big Ten against Penn State. Maryland wins are counted in that total.

### CLEMSON IN ACC/BIG TEN CHALLENGE

| Date | Opponent | Site | W/L | Score |
|---|---|---|---|---|
| Nov. 30, 2021 | Rutgers | A | L | 64-74 |
| Dec. 9, 2020 | Maryland | H | W | 67-51 |
| Dec. 2, 2019 | Minnesota | A | L | 60-78 |
| Nov. 26, 2018 | Nebraska | H | L | 66-68 |
| Nov. 29, 2017 | Ohio State | A | W | 79-65 |
| Nov. 30, 2016 | Nebraska | H | W | 60-58 |
| Nov. 30, 2015 | Minnesota | A | L | 83-89 |
| Dec. 1, 2014 | Rutgers | H | L | 64-69 |
| Nov. 28, 2012 | Purdue | H | L | 61-73 |
| Nov. 29, 2011 | Iowa | A | W | 71-55 |
| Nov. 30, 2010 | Michigan | H | L | 61-69 |
| Dec. 2, 2009 | Illinois | H | L | 74-76 |
| Dec. 2, 2008 | Illinois | A | W | 76-74 |
| Nov. 27, 2007 | Purdue | H | W | 61-58 |
| Nov. 29, 2006 | Minnesota | A | W | 90-68 |
| Nov. 29, 2005 | Penn State | A | W | 96-88 |
| Dec. 1, 2004 | Ohio State | H | W | 80-73 |
| Dec. 3, 2003 | Purdue | A | L | 64-76 |
| Dec. 3, 2002 | Penn State | H | W | 79-70 |
| Nov. 28, 2001 | Penn State | A | W | 79-66 |
| Nov. 28, 2000 | Northwestern | H | W | 57-44 |
| Dec. 1, 1999 | Penn State | A | L | 75-85 |

## CLEMSON'S 3-POINT DEFENSE IN LAST THREE GAMES

- Clemson had been allowing opponents to shoot 40.9 percent from 3-point range, including three-of-its-first-four opponents to eclipse the 40.0 percent plateau.
- It's been a different story over the last three games with the Tigers limiting opponents to a dismal 20.9 percent shooting from distance.

### CLEMSON 3-POINT DEFENSE LAST THREE GAMES

| Date | Opponent | Site | 3FG-3FGA | Pct |
|---|---|---|---|---|
| 11-26-22 | California | N | 3-20 | .150 |
| 11-25-22 | No. 25 Iowa | N | 4-19 | .211 |
| 11-21-22 | Loyola Maryland | H | 6-24 | .250 |
| **TOTAL** | | | **13-63** | **.206** |

## DEFENSIVE DOMINANCE

- Clemson held Loyola Maryland to just 14 first half points on Nov. 21 and it marked the ninth time during the Brownell Era that the Tigers have a held a team to 15 points or less in a single half.
- The 14 points was tied for the second fewest allowed in any half and tied for the fewest allowed in a first half under Brownell.
- The 41 total points the Tigers held the Greyhounds was their third-lowest game score since 2010. Twice during the 2014-15 season the Greyhounds were held to less than 40 points.
- Loyola Maryland has been held to 45 points or less seven times since 2010, including Nov. 21 at Clemson.
- The 14 first half points were the lowest of any half of any of the previous six contests.

### HOLDING OPPONENTS TO 15 POINTS OR LESS IN A SINGLE HALF (BROWNELL ERA)

| Date | Site | Half | Opponent | Points | Final |
|---|---|---|---|---|---|
| 11-21-22 | H | 1st | Loyola Maryland | 14 | W, 72-41 |
| 2-24-21 | A | 1st | Wake Forest | 15 | W, 60-39 |
| 12-9-20 | H | 1st | Maryland | 15 | W, 67-51 |
| 2-15-20 | H | 1st | Louisville | 14 | W, 77-62 |
| 12-20-19 | H | 2nd | Jacksonville | 11 | W, 68-39 |
| 12-15-15 | H | 2nd | Presbyterian | 15 | W, 69-41 |
| 11-8-13 | H | 1st | Stetson | 15 | W, 71-51 |
| 2-14-13 | A | 1st | Georgia Tech | 15 | W, 56-53 |
| 11-11-11 | H | 2nd | Gardner-Webb | 15 | W, 65-44 |

## CLEMSON RANKS SIXTH IN ACC IN WINS OVER LAST 5+ SEASONS

- Head Coach Brad Brownell has led the Tigers to the sixth-most overall wins amongst ACC teams since 2017-18.
- The Tigers have won 47 games in the league, which ranks seventh in that same time frame.

### MOST WINS SINCE 2017-18 (AS OF 11/27/22)

| Rk | Team | 2022-23 | Overall | ACC |
|---|---|---|---|---|
| 1. | Duke | 6-2 | 137-40 | 65-27 |
| 2. | Virginia | 5-0 | 132-34 | 73-20 |
| 3. | North Carolina | 5-2 | 121-60 | 58-34 |
| 4. | Florida State | 1-7 | 114-53 | 59-32 |
| 5. | Virginia Tech | 6-1 | 108-58 | 49-40 |
| **6.** | **Clemson** | **5-2** | **99-65** | **47-45** |
| 7. | Syracuse | 3-3 | 98-71 | 46-46 |
| 8. | NC State | 6-1 | 96-68 | 43-50 |
| 9. | Notre Dame | 5-1 | 95-73 | 43-51 |
| 10. | Louisville | 0-6 | 92-67 | 48-41 |
| 11. | Miami | 5-1 | 92-74 | 41-54 |
| 12. | Georgia Tech | 4-2 | 77-82 | 39-54 |
| 13. | Wake Forest | 6-1 | 72-85 | 30-64 |
| 14. | Boston College | 5-2 | 68-90 | 27-62 |
| 15. | Pittsburgh | 4-3 | 63-96 | 21-71 |

## QUICK FACTS - CLEMSON

| | |
|---|---|
| **Nickname** | Tigers |
| **Location** | Clemson, S.C. 29633 |
| **Colors** | Tiger Orange and Regalia |
| **Founded** | 1889 |
| **Enrollment** | 27,341 |
| **President** | **Dr. James P. Clements** (Maryland-Baltimore County '86) |
| **Director of Athletics** | **Graham Neff** (Georgia Tech '06) |
| **Conference** | Atlantic Coast Conference |
| **Facility (Capacity)** | Littlejohn Coliseum (9,000) |
| **Year Opened** | 1968 (Renovated 2015-16) |
| **Record at Facility** | 583-210 |
| **Record Crowd** | 13,863 (Jan. 9, 1980 vs. Duke) |
| **Head Coach** | **Brad Brownell (DePauw '91)** |
| Years as full-time college coach (inc. GA) | 31 |
| Winning seasons (HC & Asst. & GA) | 26 |
| Record as a head coach | 390-253 |
| Record at Clemson | 223-168 |
| **First Year of Basketball** | 1911-12 |
| **Seasons of Basketball** | 111 |
| **Overall Record** | 1382-1348-1 |

## CLEMSON TOUGH TO BEAT WHEN ALLOWING 50 OR LESS POINTS

- In Brad Brownell's tenure as head coach at Clemson, the Tigers are a combined 54-2 when they allow 50 or less points to its opponent.
- The Tigers have won their last 33 contests in which they have allowed 50 or less points.
- Clemson held Loyola Maryland to just 41 points - the fewest allowed thus far in 2022-23.

### CLEMSON'S RECORD IN GAMES ALLOWING 50 POINTS OR LESS (UNDER BROWNELL)

| Year | Record |
|---|---|
| 2010-11 | 6-1 |
| 2011-12 | 7-0 |
| 2012-13 | 6-1 |
| 2013-14 | 9-0 |
| 2014-15 | 3-0 |
| 2015-16 | 4-0 |
| 2016-17 | 2-0 |
| 2017-18 | 2-0 |
| 2018-19 | 4-0 |
| 2019-20 | 2-0 |
| 2020-21 | 5-0 |
| 2021-22 | 3-0 |
| **2022-23** | **1-0** |
| **RECORD** | **54-2** |

## GAMES WITH AT LEAST 40.0 PERCENT 3-POINT SHOOTING

- Below is yearly rundown of games Clemson has shot at least 40 percent on three-point shots, total games played and Clemson's record when shooting at least 40 percent on threes.

### GAMES WITH 40.0 PERCENT 3-POINT SHOOTING

| Year | 40% Games-Total Games | W-L |
|---|---|---|
| 1986-87 | 18-31 | 16-2 |
| 1987-88 | 8-29 | 4-4 |
| 1988-89 | 10-30 | 8-2 |
| 1989-90 | 10-35 | 8-2 |
| 1990-91 | 8-28 | 4-4 |
| 1991-92 | 14-28 | 7-7 |
| 1992-93 | 10-30 | 8-2 |
| 1993-94 | 13-34 | 10-3 |
| 1994-95 | 11-28 | 7-4 |
| 1995-96 | 8-29 | 5-3 |
| 1996-97 | 6-33 | 6-0 |
| 1997-98 | 11-32 | 8-3 |
| 1998-99 | 9-35 | 4-5 |
| 1999-00 | 11-30 | 4-7 |
| 2000-01 | 7-31 | 2-5 |
| 2001-02 | 9-30 | 5-4 |
| 2002-03 | 9-28 | 6-3 |
| 2003-04 | 6-28 | 4-2 |
| 2004-05 | 7-32 | 5-2 |
| 2005-06 | 7-32 | 6-1 |

# TEAM NOTES

## PRONUNCIATION GUIDE

### COACHES

| | |
|---|---|
| HC Brad **Brownell** | BROW-nehl |
| Player Development **Terrell** McIntyre | TUH-rell |
| Athletic Trainer Brad **Crowe** | "Crow" |

### PLAYERS

| | |
|---|---|
| Jack and Dan **Nauseef** | NAW-seef |
| Ian **Schieffelin** | CHEF-lin |

### HOMETOWNS/HIGH SCHOOLS

| | |
|---|---|
| **Chaminade** Julienne Catholic (Jack/Dan Nauseef) | SHAW-min-nod |
| **Suwanee**, Ga. (RJ Godfrey) | SOO-wahn-ee |

| | | |
|---|---|---|
| 2006-07 | 11-36 | 8-3 |
| 2007-08 | 12-34 | 10-2 |
| 2008-09 | 11-32 | 9-2 |
| 2009-10 | 13-32 | 12-1 |
| | | **166-73** |

**BROWNELL ERA**

| | | |
|---|---|---|
| 2010-11 | 10-34 | 6-4 |
| 2011-12 | 12-31 | 8-4 |
| 2012-13 | 9-31 | 9-0 |
| 2013-14 | 6-36 | 4-2 |
| 2014-15 | 3-31 | 3-0 |
| 2015-16 | 8-31 | 5-3 |
| 2016-17 | 10-33 | 7-3 |
| 2017-18 | 12-35 | 12-0 |
| 2018-19 | 8-34 | 6-2 |
| 2019-20 | 5-31 | 5-0 |
| 2020-21 | 9-24 | 6-3 |
| 2021-22 | 15-33 | 11-4 |
| 2022-23 | 2-7 | 2-0 |
| | | **84-25** |
| **TOTAL** | | **250-98 (.718)** |

• Clemson is 84-25 under Brownell when the Tigers make at least 40.0 percent on 3-point shots.

## FIVE DOUBLE-DIGIT SCORERS IN THE SAME GAME

• Clemson had five players score in double figures in a 76-66 win over Bellarmine on Nov. 18.

• Chase Hunter (15), Brevin Galloway (14), Ian Schieffelin (13), Hunter Tyson (11) and PJ Hall (10).

• It was the most since Clemson posted six double-digit scorers against Miami (Ohio) (Dec. 14, 2021). It was the first time in nearly three seasons the Tigers accomplished it that many.

• Alex Hemenway (17), David Collins (14), Hunter Tyson (13), Al-Amir Dawes (13), PJ Hall (13) and Naz Bohannon (10) rounded out the scoring.

• Clemson last accomplished six double-digit scorers on Nov. 6, 2018 against The Citadel in a 100-80 win.

• Marcquise Reed (20), Shelton Mitchell (16), Aamir Simms (16), Elijah Thomas (15), Clyde Trapp (13) and David Skara (11) rounded out the scoring for the Tigers.

• Since the 2017-18 season, Clemson has produced five double-digit scorers in the same game 12 times. Clemson is 12-0 in those games.

### FIVE DOUBLE-DIGIT SCORERS SAME GAME (SINCE 2017-18)

| Date | Opponent | Players | Pts |
|---|---|---|---|
| 11-18-22 | Bellarmine | Chase Hunter | 15 |
| | | Brevin Galloway | 14 |
| | | Ian Schieffelin | 13 |
| | | Hunter Tyson | 11 |
| | | PJ Hall | 10 |
| 12-14-21 | Miami (Oh.) | Alex Hemenway | 17 |
| | | David Collins | 14 |
| | | Al-Amir Dawes | 13 |
| | | PJ Hall | 13 |
| | | Hunter Tyson | 13 |
| | | Naz Bohannon | 10 |
| 12-11-21 | vs. Drake^ | PJ Hall | 22 |
| | | Al-Amir Dawes | 19 |
| | | David Collins | 16 |
| | | Nick Honor | 12 |
| | | Alex Hemenway | 12 |
| 11-15-21 | Bryant | Hunter Tyson | 20 |
| | | Nick Honor | 16 |
| | | PJ Hall | 14 |
| | | Al-Amir Dawes | 11 |
| | | David Collins | 10 |
| 2-22-20 | at Boston College | Al-Amir Dawes | 22 |
| | | Aamir Simms | 12 |
| | | John Newman III | 11 |
| | | Tevin Mack | 11 |
| | | Hunter Tyson | 11 |
| 1-4-20 | NC State | Aamir Simms | 17 |
| | | Al-Amir Dawes | 16 |
| | | Tevin Mack | 14 |
| | | Curran Scott | 14 |
| | | John Newman III | 12 |
| 12-30-18 | Lipscomb | Marcquise Reed | 26 |
| | | David Skara | 17 |
| | | Elijah Thomas | 12 |
| | | Clyde Trapp | 11 |
| | | Shelton Mitchell | 10 |
| 12-22-18 | at South Carolina | Marcquise Reed | 20 |
| | | David Skara | 14 |
| | | Shelton Mitchell | 11 |
| | | Elijah Thomas | 11 |
| | | Clyde Trapp | 10 |
| 11-6-18 | The Citadel | Marcquise Reed | 20 |
| | | Shelton Mitchell | 16 |
| | | Aamir Simms | 16 |
| | | Elijah Thomas | 15 |
| | | John Newman III | 13 |
| | | David Skara | 11 |
| 12-30-17 | NC State | Marcquise Reed | 18 |
| | | Gabe DeVoe | 15 |
| | | Shelton Mitchell | 14 |
| | | Donte Grantham | 13 |
| | | Elijah Thomas | 10 |
| 12-7-17 | Samford | Donte Grantham | 20 |
| | | Shelton Mitchell | 20 |
| | | Gabe DeVoe | 14 |
| | | Marcquise Reed | 13 |
| | | Elijah Thomas | 11 |
| 11-12-17 | N.C. A&T | Donte Grantham | 17 |
| | | Gabe DeVoe | 13 |
| | | Marcquise Reed | 13 |
| | | Elijah Thomas | 13 |
| | | Shelton Mitchell | 10 |

^ - Overtime game

## GAMES PLAYED ON HEAD COACH BRAD BROWNELL'S BIRTHDAY

• Head Coach Brad Brownell celebrated his 54th birthday on Nov. 15 against USC Upstate.

• Coach Brownell has coached seven games on his birthday throughout his career and is 6-1 all-time, including 4-0 at Clemson, 1-1 at Wright State and 1-0 at UNC Wilmington.

### HEAD COACH BRAD BROWNELL RECORD ON HIS BIRTHDAY

| Date | Opponent | Site | Score |
|---|---|---|---|
| 11-15-22 | USC Upstate | H | W, 81-70 |
| 11-15-21 | Bryant | H | W, 93-70 |
| 11-15-15 | UTSA | H | W, 78-45 |
| 11-15-10 | Wofford | H | W, 78-70 |
| 11-15-09 | vs. Belmont | N | W, 82-73 |
| 11-15-08 | Illinois State | H | L, 61-69 |
| 11-15-05 | Northwestern | N | W, 56-48 |

## TWENTY POINTS OFF THE BENCH

• In Clemson's season opening win over The Citadel, Ian Schieffelin scored 20 points off the bench for the Tigers.

• It marked the eighth occurrence for the Tigers since the 2010-11 season that a player has scored 20 off the bench.

• Schieffelin is the sixth player to accomplish the feat, joining Al-Amir Dawes (1), Nick Honor (1), Hunter Tyson (1), Marcquise Reed (3 and Adonis Filer (1).

• Filer, like Schieffelin, scored 20+ off the bench against The Citadel.

## BRAD BROWNELL VS. 2022-23 OPPONENTS

| Opponent | at Clemson | Overall |
|---|---|---|
| Bellarmine | 1-0 | 1-0 |
| Boston College | 12-4 | 12-4 |
| California | 1-0 | 1-0 |
| The Citadel | 5-0 | 5-0 |
| Duke | 3-12 | 3-12 |
| Florida State | 9-17 | 9-17 |
| Georgia Tech | 18-8 | 18-8 |
| Iowa | 1-1 | 1-1 |
| Louisville | 4-5 | 4-5 |
| Loyola Chicago | 0-0 | 7-1 |
| Loyola-Maryland | 1-0 | 1-0 |
| Miami (Fla.) | 8-9 | 8-9 |
| North Carolina | 3-12 | 3-14 |
| NC State | 11-9 | 11-10 |
| Notre Dame | 2-8 | 2-8 |
| Penn State | 0-0 | 0-0 |
| Pittsburgh | 9-2 | 9-2 |
| Richmond | 0-0 | 0-0 |
| South Carolina | 6-6 | 6-6 |
| Syracuse | 5-6 | 5-6 |
| Towson | 0-0 | 6-1 |
| USC Upstate | 2-0 | 2-0 |
| Virginia | 3-14 | 3-14 |
| Virginia Tech | 7-11 | 7-11 |
| Wake Forest | 14-2 | 14-3 |

## CLEMSON VS. 2022-23 OPPONENTS

| Opponent | Overall |
|---|---|
| Bellarmine | 1-0 |
| Boston College | 20-8 |
| California | 1-1 |
| The Citadel | 62-24 |
| Duke | 32-112 |
| Florida State | 35-46 |
| Georgia Tech | 75-67 |
| Iowa | 1-3 |
| Louisville | 4-8 |
| Loyola Chicago | 0-0 |
| Loyola-Maryland | 1-0 |
| Miami (Fla.) | 16-15 |
| North Carolina | 23-134 |
| NC State | 57-105 |
| Notre Dame | 2-8 |
| Penn State | 3-1 |
| Pittsburgh | 9-3 |
| Richmond | 2-3 |
| South Carolina | 80-92 |
| Syracuse | 7-6 |
| Towson | 1-0 |
| USC Upstate | 2-0 |
| Virginia | 54-79 |
| Virginia Tech | 17-23 |
| Wake Forest | 66-100 |

### 20 POINTS OFF THE BENCH FOR CLEMSON (SINCE 2010-11)

| Date | Opponent | Players | Pts | FG/FGA |
|---|---|---|---|---|
| 11-7-22 | The Citadel | Ian Schieffelin | 20 | 9/13 |
| 3-6-21 | Pittsburgh | Al-Amir Dawes | 21 | 7/10 |
| 1-5-21 | NC State | Nick Honor | 21 | 8/11 |
| 11-17-19 | Detroit Mercy | Hunter Tyson | 20 | 7/13 |
| 12-22-18 | at South Carolina | Marcquise Reed | 20 | 7/12 |
| 2-14-17 | Wake Forest | Marcquise Reed | 21 | 5/10 |
| 12-31-16 | at Wake Forest | Marcquise Reed | 21 | 6/11 |
| 1-1-13 | The Citadel | Adonis Filer | 21 | 7/7 |

## TWO 20-POINT SCORERS

• In Clemson's season opening win over The Citadel, both Chase Hunter and Ian Schieffelin each scored 20 points.

• Clemson last had two 20-point scorers in a 79-72 win over No. 3/3 Duke on Jan. 14, 2020.

# TEAM NOTES

## LITTLEJOHN COLISEUM

**First Game:** Nov. 30, 1968 (Clemson 76, Georgia Tech 72)
**Games:** 793
**Overall Record:** 583-210 (.735)
**Non-Conference:** 359-44 (.891) | **ACC:** 225-166 (.575)
**Brownell Era:** 135-48 (.738) | **Non-Con:** 70-12 (.854) | **ACC:** 65-34 (.657)
**Total Attendance (Avg.):** 6,412,035 (8,086)
**Total Attendance (Avg. Minus COVID-19):** 6,390,432 (8,183)
**Most Wins / Season:** 16 (2006-07; 2013-14)

**LITTLEJOHN COLISEUM HOME RECORD**

| Year | Overall | Pct. | Attn. | Avg. |
|---|---|---|---|---|
| 1968-69 | 4-7 | .364 | 55,150 | 5,014 |
| 1969-70 | 6-5 | .546 | 50,877 | 4,625 |
| 1970-71 | 8-4 | .667 | 63,488 | 5,291 |
| 1971-72 | 6-4 | .600 | 81,278 | 8,128 |
| 1972-73 | 9-2 | .818 | 85,750 | 7,795 |
| 1973-74 | 9-4 | .692 | 103,519 | 7,963 |
| 1974-75 | 11-1 | .917 | 113,515 | 9,460 |
| 1975-76 | 8-5 | .615 | 107,220 | 8,248 |
| 1976-77 | 13-2 | .867 | 134,841 | 8,883 |
| 1977-78 | 10-5 | .667 | 138,115 | 9,208 |
| 1978-79 | 13-3 | .813 | 144,535 | 9,033 |
| 1979-80 | 15-0 | 1.000 | 130,900 | 8,727 |
| 1980-81 | 12-4 | .750 | 145,792 | 9,112 |
| 1981-82 | 11-5 | .688 | 139,731 | 8,733 |
| 1982-83 | 9-7 | .563 | 131,063 | 8,191 |
| 1983-84 | 11-5 | .688 | 129,600 | 8,100 |
| 1984-85 | 12-4 | .750 | 130,136 | 8,134 |
| 1985-86 | 14-5 | .737 | 144,699 | 7,616 |
| 1986-87 | 15-2 | .882 | 142,274 | 7,328 |
| 1987-88 | 12-4 | .750 | 117,250 | 7,328 |
| 1988-89 | 13-1 | .929 | 114,123 | 8,151 |
| 1989-90 | 14-0 | 1.000 | 122,540 | 8,753 |
| 1990-91 | 9-7 | .563 | 121,314 | 7,582 |
| 1991-92 | 12-4 | .750 | 114,691 | 7,168 |
| 1992-93 | 11-5 | .688 | 113,803 | 7,113 |
| 1993-94 | 11-4 | .733 | 108,074 | 7,205 |
| 1994-95 | 11-5 | .688 | 116,754 | 7,297 |
| 1995-96 | 14-2 | .875 | 150,037 | 9,377 |
| 1996-97 | 12-3 | .800 | 147,019 | 9,801 |
| 1997-98 | 11-3 | .786 | 156,103 | 11,151 |
| 1998-99 | 12-3 | .800 | 141,728 | 9,449 |
| 1999-00 | 7-9 | .438 | 142,679 | 8,918 |
| 2000-01 | 9-7 | .563 | 137,909 | 8,619 |
| 2001-02 | 8-8 | .500 | 139,954 | 8,747 |
| 2002-03 | 5-4 | .555 | 80,600 | 8,956 |
| 2003-04 | 10-6 | .625 | 122,900 | 7,681 |
| 2004-05 | 10-5 | .667 | 111,886 | 7,459 |
| 2005-06 | 12-4 | .750 | 106,251 | 6,641 |
| 2006-07 | 16-4 | .800 | 147,122 | 7,356 |
| 2007-08 | 14-2 | .875 | 137,739 | 8,609 |
| 2008-09 | 13-3 | .813 | 135,619 | 8,476 |
| 2009-10 | 14-2 | .875 | 151,442 | 9,465 |
| 2010-11 | 15-2 | .882 | 140,920 | 8,289 |
| 2011-12 | 11-5 | .688 | 125,249 | 7,828 |
| 2012-13 | 8-7 | .533 | 118,305 | 7,887 |
| 2013-14 | 16-3 | .842 | 142,231 | 7,486 |
| 2014-15 | 11-6 | .611 | 129,800 | 7,635 |
| 2015-16 | Home games held in Greenville, S.C. due to renovation | | | |
| 2016-17 | 11-6 | .611 | 123,442 | 7,262 |
| 2017-18 | 15-1 | .938 | 123,895 | 7,743 |
| 2018-19 | 14-5 | .737 | 133,290 | 7,015 |
| 2019-20 | 11-6 | .647 | 116,139 | 6,832 |
| 2020-21* | 11-1 | .912 | 21,613 | 1,801 |
| 2021-22 | 11-5 | .688 | 106,578 | 6,662 |
| 2022-23 | 4-0 | 1.000 | 20,562 | 5,141 |

** - limited capacity due to COVID-19 regulations and protocols (1,876 max capacity).*

**Largest Crowds**

| Attendance | Date | W/L | Results |
|---|---|---|---|
| 13,863 | 1-9-1980 | W | Clemson 87, Duke 82 (OT) |
| 13,136 | 2-28-1990 | W | Clemson 97, Duke 93 |
| 12,632 | 1-29-1977 | W | Clemson 93, UNC 73 |
| 12,611 | 1-7-1987 | W | Clemson 73, NC State 69 |
| 12,267 | 1-19-1981 | L | Virginia 74, Clemson 59 |
| 12,258 | 1-17-1981 | L | Maryland 68, Clemson 62 (OT) |
| 12,013 | 2-24-1990 | W | Clemson 69, UNC 61 |
| 11,909 | 1-11-1978 | L | Duke 107, Clemson 85 |
| 11,800 | 1-22-1975 | W | Clemson 83, Maryland 82 |
| 11,800 | 2-22-1975 | W | Clemson 92, NC State 70 |
| 11,800 | 1-24-1976 | L | Virginia 69, Clemson 62 |
| 11,742 | 1-23-1988 | W | Clemson 69, S. Carolina 65 |

**Note:** The arena was named for J.C. Littlejohn, a long-time Clemson University employee, for many years the school's business manager.

### TWO 20-POINT SCORERS IN THE SAME GAME (SINCE 2016-17)

| Date | Opponent | Players | Pts | Reb | Ast |
|---|---|---|---|---|---|
| 11-7-22 | The Citadel | Chase Hunter | 23 | 1 | 7 |
| | | Ian Schieffelin | 20 | 14 | 2 |
| 1-14-20 | 3/3 Duke | Aamir Simms | 25 | 9 | 5 |
| | | Tevin Mack | 22 | 9 | 0 |
| 3-16-18 | vs. New Mexico St. | Shelton Mitchell | 23 | 3 | 5 |
| | | Gabe DeVoe | 22 | 1 | 2 |
| 3-8-18 | vs. Boston College | Gabe DeVoe | 25 | 3 | 4 |
| | | Shelton Mitchell | 21 | 4 | 1 |
| 2-3-18 | at Wake Forest | Gabe DeVoe | 24 | 5 | 1 |
| | | Marcquise Reed | 22 | 7 | 2 |
| 12-9-17 | Samford | Donte Grantham | 20 | 4 | 2 |
| | | Shelton Mitchell | 20 | 4 | 5 |
| 11-24-17 | Texas Southern | Elijah Thomas | 26 | 16 | 0 |
| | | Gabe DeVoe | 21 | 4 | 2 |
| 3-7-17 | vs. NC State | Jaron Blossomgame | 22 | 4 | 1 |
| | | Shelton Mitchell | 22 | 3 | 6 |
| 1-22-17 | Virginia Tech | Jaron Blossomgame | 20 | 5 | 2 |
| | | Avry Holmes | 20 | 2 | 3 |
| 1-3-17 | North Carolina | Jaron Blossomgame | 24 | 7 | 1 |
| | | Avry Holmes | 20 | 2 | 2 |

### TWICE AS NICE

- In Clemson's season opening win over The Citadel, both Hunter Tyson and Ian Schieffelin each posted a double-double.
- Tyson finished with 19 points and 13 rebounds, while Schieffelin finished with 20 and 14.
- It was Schieffelin's first career double double and the second of Tyson's career.
- Clemson posted two double-doubles in its win over Drake (Dec. 11, 2021).
- PJ Hall finished with 22 points and 13 rebounds, while David Collins posted 16 points and 10 boards.
- It was Hall's first double-double of his career and Collins' third and second in the last three contests.
- It marked the first time since Feb. 22, 2020 that multiple Tigers have eclipsed a double-double in the same game.
- Aamir Simms and John Newman III each tallied a double-double in the 82-64 win at Boston College. Simms finished 12 points and 11 rebounds, while Newman totaled 11 points and 10 rebounds.
- It been accomplished eight times since the beginning of the 2010-11 season, including three double-doubles against Duke on Jan. 11, 2014.

### MULTIPLE DOUBLE-DOUBLES SAME GAME (SINCE 2010-11)

| Date | Opponent | Players | Pts | Reb | Ast |
|---|---|---|---|---|---|
| 11-7-22 | The Citadel | Ian Schieffelin | 20 | 14 | 2 |
| | | Hunter Tyson | 19 | 13 | 2 |
| 12-11-21 | vs. Drake | PJ Hall | 22 | 13 | 2 |
| | | David Collins | 16 | 10 | 1 |
| 2-22-20 | at Boston College | Aamir Simms | 12 | 11 | 3 |
| | | John Newman | 11 | 10 | 3 |
| 3-9-19 | Syracuse | Marcquise Reed | 24 | 10 | 2 |
| | | Elijah Thomas | 13 | 11 | 1 |
| 2-21-18 | at Virginia Tech | Marcquise Reed | 28 | 10 | 3 |
| | | Elijah Thomas | 12 | 10 | 1 |
| 11-12-17 | N.C. A&T | Gabe DeVoe | 13 | 10 | 5 |
| | | Donte Grantham | 17 | 12 | 2 |
| 11-28-14 | High Point | Landry Nnoko | 10 | 13 | 0 |
| | | Jaron Blossomgame | 14 | 13 | 3 |
| 1-11-14 | Duke | K.J. McDaniels | 24 | 10 | 0 |
| | | Jaron Blossomgame | 14 | 14 | 1 |
| | | Landry Nnoko | 10 | 13 | 0 |
| 2-28-13 | North Carolina | Devin Booker | 25 | 11 | 0 |
| | | Milton Jennings | 12 | 10 | 5 |

### SEASON OPENING DOMINANCE

- With a win over The Citadel on Nov. 7, 2022, Clemson has won 37-out-of-38 games to open a season, which dates back to the 1985-86 season.
- Head coach Brad Brownell is 12-1 in season openers at Clemson.

### CLEMSON SIGNS ASA THOMAS

- Head Coach Brad Brownell and his staff added **Asa**

## TIGERS IN THE NBA

**Randy Mahaffey, F**
Kentucky Colonels 1968-69
New York Nets 1969-70
Carolina Cougars 1970-71

**Skip Wise, G**
San Antonio Spurs 1975-76

**Tree Rollins, C**
Atlanta Hawks 1978-88
Cleveland Cavaliers 1989-90
Detroit Pistons 1990-91
Houston Rockets 1991-93
Orlando Magic 1993-95

**Larry Nance, F**
Phoenix Suns 1982-88
Cleveland Cavaliers 1988-94

**Horace Grant, F**
Chicago Bulls 1988-94
Orlando Magic 1994-99, 2001-03
Seattle Supersonics 1999-2000
Los Angeles Lakers 2000-01, 2003-04

**Devin Gray, F**
San Antonio Spurs, Sacramento Kings 1996-97
Houston Rockets 1999-2000

**Elden Campbell, C**
Los Angeles Lakers 1990-99
Charlotte/New Orleans Hornets 1999-2002
Seattle Supersonics 2002-03
Detroit Pistons 2003-05

**Dale Davis, F**
Indiana Pacers 1991-2000, 2004-05
Portland Trailblazers 2000-04
Golden State Warriors 2004-05
Detroit Pistons 2005-07

**Chris Whitney, G**
San Antonio Spurs 1993-95
Washington Wizards 1995-2002, 2003-04
Denver Nuggets 2002-03
Orlando Magic 2002-03

**Sharone Wright, C**
Philadelphia 76ers 1994-95
Toronto Raptors 1995-98

**Greg Buckner, G**
Dallas Mavericks 1999-2002, 2006-07
Philadelphia 76ers 2002-04
Denver Nuggets 2004-06
Minnesota Timberwolves 2007-08
Memphis Grizzlies 2008-09

**Harold Jamison, F**
Miami Heat 1999-2000
Los Angeles Clippers 2001-02

**Will Solomon, G**
Memphis Grizzlies 2001-02
Toronto Raptors, Sacramento Kings 2008-09

**Trevor Booker, F**
Washington Wizards 2010-14
Utah Jazz 2014-16
Brooklyn Nets 2016-18
Indiana Pacers 2018

**K.J. McDaniels, G**
Philadelphia 76ers 2014-15
Houston Rockets 2015-17
Brooklyn Nets 2017
Toronto Rapters 2017

**Jaron Blossomgame, F**
Cleveland Cavaliers 2018-19

**Donte Grantham, F**
Oklahoma City Thunder 2018-19

# TEAM NOTES

## 1,000 POINT SCORERS

**CLEMSON TIGER BASKETBALL 1,000-POINT CLUB**

| Rk | Name | Years | GP | Avg | Pts |
|---|---|---|---|---|---|
| 1. | Elden Campbell* | 1986-90 | 123 | 15.3 | 1880 |
| 2. | Terrell McIntyre* | 1995-99 | 126 | 14.6 | 1839 |
| 3. | Butch Zatezalo* | 1967-70 | 75 | 23.5 | 1761 |
| 4. | Greg Buckner* | 1994-98 | 122 | 14.4 | 1754 |
| **5.** | **Jaron Blossomgame** | **2013-17** | **128** | **13.5** | **1733** |
| 6. | Trevor Booker* | 2006-10 | 134 | 12.9 | 1725 |
| 7. | Horace Grant* | 1983-87 | 122 | 13.9 | 1696 |
| 8. | K.C. Rivers* | 2005-09 | 134 | 12.6 | 1684 |
| 9. | Dale Davis* | 1987-91 | 121 | 13.6 | 1650 |
| 10. | Bill Yarborough* | 1952-57 | 85 | 18.3 | 1553 |
| 11. | Vincent Hamilton* | 1980-85 | 116 | 13.2 | 1530 |
| **12.** | **Marcquise Reed** | **2016-19** | **99** | **15.0** | **1484** |
| 13. | Cliff Hammonds* | 2004-08 | 134 | 10.9 | 1465 |
| 14. | Tree Rollins* | 1973-77 | 110 | 13.3 | 1463 |
| 15. | Will Solomon | 1998-01 | 94 | 15.2 | 1431 |
| 16. | Stan Rome | 1974-78 | 109 | 12.5 | 1365 |
| | **Demontez Stitt** | **2007-11** | **126** | **10.8** | **1365** |
| 18. | Vince Yockel* | 1955-58 | 74 | 18.2 | 1350 |
| 19. | Larry Nance* | 1977-81 | 117 | 11.5 | 1341 |
| 20. | Devin Gray | 1991-95 | 94 | 14.1 | 1322 |
| 21. | Jim Brennan* | 1961-64 | 76 | 17.3 | 1317 |
| 22. | Sharone Wright* | 1991-94 | 92 | 14.2 | 1308 |
| 23. | Vernon Hamilton | 2003-07 | 127 | 9.7 | 1238 |
| 24. | Harold Jamison | 1995-99 | 129 | 9.5 | 1231 |
| 25. | Jim Sutherland* | 1964-67 | 71 | 17.3 | 1230 |
| 26. | Edward Scott* | 1999-03 | 112 | 10.9 | 1226 |
| **27.** | **Andre Young** | **2008-12** | **129** | **9.5** | **1223** |
| 28. | Shawan Robinson | 2002-06 | 120 | 9.8 | 1177 |
| 29. | Randy Mahaffey* | 1964-67 | 73 | 16.0 | 1171 |
| 30. | Sharrod Ford | 2001-05 | 118 | 9.8 | 1154 |
| | **Devin Booker** | **2009-13** | **128** | **9.0** | **1154** |
| 32. | Choppy Patterson* | 1959-63 | 76 | 14.8 | 1131 |
| 33. | Jerry Pryor | 1985-89 | 123 | 9.1 | 1124 |
| **34.** | **Aamir Simms** | **2017-21** | **122** | **9.2** | **1122** |
| **35.** | **Donte Grantham** | **2014-18** | **114** | **9.6** | **1100** |
| **36.** | **Shelton Mitchell** | **2016-19** | **94** | **11.6** | **1084** |
| 37. | Billy Williams* | 1977-80 | 85 | 12.7 | 1078 |
| 38. | Johnny Snee | 1948-52 | 82 | 13.1 | 1077 |
| 39. | Colon Abraham | 1874-78 | 106 | 10.0 | 1061 |
| **40.** | **K.J. McDaniels** | **2011-14** | **94** | **11.0** | **1035** |
| 41. | Richie Mahaffey | 1966-70 | 75 | 13.6 | 1019 |
| 42. | Derrick Johnson | 1975-79 | 111 | 9.1 | 1014 |

**Note:** Names in bold played for Head Coach Brad Brownell;
* - signifies Clemson Hall of Fame

**Thomas** (Lake Forest, Illinois/Lake Forest) to the Clemson University men's basketball program on Wednesday. Thomas signed a letter of intent to play for the Tigers beginning in 2023-24.

- *"Asa is a highly skilled wing with a high basketball IQ and a knack for always making the right play. While an outstanding shooter, Asa's size, versatility and feel for the game should allow him to play multiple positions during his Clemson career. Asa is an outstanding student who comes from a great family. Our staff can't wait for him to get to Tigertown."*
- Thomas is a 6-7, 185-pound guard from Lake Forest, Ill. and is rated a three-star prospect, according to 247Sports and Rivals.
- Thomas led the Illinois Wolves (AAU) in scoring this past summer on the UAA circuit averaging 15.1 points per game, while shooting 45.0 percent from the field and 38.0 percent from three. He was recognized by Synergy Sports as being the most offensively efficient player on the UAA 17U circuit this past summer. Thomas averaged a circuit-best 1.07 points per possession.
- At Lake Forest High School, Thomas averaged 17.1 points and 6.3 rebounds per game, while shooting 40.3 percent from three and 85.2 percent from the foul line. He made a school-record 98 three-point field goals and scored 1,130 career points.
- Thomas is ranked as the eighth-best player in the 2023 class from the state of Illinois.
- Thomas chose Clemson over Illinois, Iowa, Wisconsin, Virginia Tech, Marquette and DePaul.

## BIG NIGHT FOR THE TYSON FAMILY

- Opening night of the college basketball season was special for Hunter Tyson and his family.
- Not only did Hunter produce his second career double-double with 19 points and 13 rebounds in a 80-69 win over The Citadel, but his little brother Cade had quite the night.
- Cade Tyson is a freshman at Belmont University and scored 18 points in his first career game for the Bruins.
- Even more special for Cade was the fact that with his team down 69-67 and 1.4 seconds remaining, Cade corralled an inbound pass and knocked down a game-winning 3-pointer as time expired.
- The play was No. 1 on ESPN's SportsCenter Top 10 the next day.

## CURRENT BROTHERS AND/OR TWINS PLAYING ON THE SAME TEAM

- Chase and Dillon Hunter playing together this season gives the Tigers two sets of brothers on the same roster.
- With the addition of Daniel Nauseef to the active roster last season, he joined his brother Jack.
- The Hunters and Nauseefs are two of 28 sets of brothers nationwide to play on the same team.
- The Clemson pair of brothers is just the second occurrence nationwide. Kansas City also has two sets of brothers playing on its 2022-23 roster this season.
- The Hunters and Nauseefs join Trevor and Devin Booker, George and John Coakley, Horace and Harvey Grant, Eddie and George Krajack and Donnie, Richie, Randy and Tom Mahaffey.
- The list below is ordered alphabetically by school.

Carter and Jake Murphy, Air Force
Jaden and Jahvon Quinerly, Alabama
Makhel and Makhi Mitchell, Arkansas (twins)
Azuolas and Tautvilas Tubelis, Arizona (twins)
Taran and Tre Armstrong, California Baptist
Kareem and Kaseem Watson, CSU Bakersfield (twins)
Makai Ashton-Langford and DeMarr Langford Jr., Boston College
**Chase and Dillon Hunter, Clemson**
**Daniel and Jack Nauseef, Clemson**
Redford and Dow Dunton, Fort Wayne
Josh and Peter Oduro, George Mason
Donavan and Zane Short, Green Bay
Connor and Patrick McCaffery, Iowa
Amhad and Armon Jarrard, IUPUI
Precious and Promise Idiaru, Kansas City (twins)
Allen and Logan Mukeba, Kansas City
Fousseyni and Hassan Drame, La Salle (twins)
Milos and Veljko Ilic, Loyola-Maryland (twins)
Kaleb and Kobe Brown, Missouri
Dischon and Dorell Thomas, Montana
Frank and Louis Fidler, Omaha
Jacob and Tanner Grovers, Oklahoma
Guillermo Diaz and Jorge Graham, Pitt (twins)
Elliyas and Jaiden Delaire, San Diego
Triston and Tyler Broughton, San Diego State (twins)
Lamar and Shamar Wright, SIUE (twins)
Braden and Shae Korpela, Washington State (twins)

## IT'S IN THE CLEMSON FAMILY

- Jeff Reynolds enters his second season at Clemson with four decades of experience at the collegiate level.
- Reynolds is on staff for Hunter Tyson's senior and graduate seasons, which provides a special overlap for him.
- While the head coach at Wingate University, Reynolds coached Tyson's father, Jonathan.
- Jonathan Tyson was an All-State selection by USA Today in 1997 and posted a then record of 1,650 points at Sun Valley High in Monroe, N.C.
- The elder Tyson was a two-time South Atlantic Conference Second Team selection in 1999-00 and a First Team selection 2000-01.

## CLEMSON BIRTHDAYS

| | |
|---|---|
| February 7 | Chauncey Wiggins |
| February 21 | PJ Hall |
| March 1 | Ian Schieffelin |
| March 4 | Josh Beadle |
| April 7 | Devin Foster |
| April 8 | Chase Hunter |
| April 16 | Dillon Hunter |
| May 24 | Jack Nauseef |
| June 10 | RJ Godfrey |
| June 13 | Hunter Tyson |
| June 17 | Alex Hemenway |
| July 20 | Chauncey Gibson |
| August 1 | Matt Kelly |
| September 29 | Daniel Nauseef |
| October 16 | Ben Middlebrooks |
| November 15 | Brad Brownell |
| December 13 | Brevin Galloway |

- During Tyson's player career under Reynolds, Wingate won two conference championships and advanced to the second round of two NCAA Division II Tournaments.
- While Reynolds was an assistant at UNCG in 1995, he recruited the Tigers' second all-time leading scorer and current Director of Player Development Terrell McIntyre. Needless to say, Reynolds is happy to finally be working with McIntyre.
- Current undergraduate manager Conner Pederson is the son of former basketball manager and current Lander women's basketball Head Coach Kevin Pederson.
- Conner is in his sophomore year and second working with the men's program. His sister, Clary, works with the women's program as a freshman.
- Conner's mom, Adair, was as student worker in the sports information office for longtime SID and current basketball radio analyst Tim Bourret. Adair's father, Gary Clary, worked as a student in sports information for legendary SID Bob Bradley.

## CLEMSON CONSISTENTLY EXCEEDING PRESEASON EXPECTATIONS

- The Tigers were picked to finished 11th in the ACC this season, as voted on by selected media members.
- Clemson has exceeded the preseason poll projection nine times in Head Coach Brad Brownell's 12 full seasons leading the program, including last season.
- With a 10-6 record in 2020-21, Clemson finished the season in a tie for fifth place in the ACC standings entering games. The Tigers were picked 10th in the preseason vote by the Atlantic Coast Conference Media – a five-place improvement over the preseason prediction.
- Brad Brownell's team had the second-best standing relative to its preseason prediction. Only Virginia Tech was better, standing eight spots ahead of its preseason prediction. Virginia Tech was 11th in the preseason media poll and finished in third.
- Brownell's teams have finished equal to or better than its preseason prediction by the ACC media in eight-of-his-previous 11 years. That includes a 10-place improvement in 2017-18 when the Tigers were picked 13th in the preseason and finished third.
- That is the all-time record improvement in ACC history from the preseason to the postseason. That team also reached the Sweet 16 of the NCAA Tournament and Brownell was named the National College Coach of the Year by *Sports Illustrated*.
- As you can see by the chart below, his 2013-14 finished eighth spots ahead of its prediction and the 2015-16 team was five spots better.

**CLEMSON ACC STANDING RELATIVE TO PRESEASON RANKING UNDER HEAD COACH BRAD BROWNELL**

| Year | Preseason | Final Record | Rank | +/- |
|---|---|---|---|---|
| 2022-23 | 11th | -- | -- | -- |

| | | | | |
|---|---|---|---|---|
| **2021-22** | **11th** | **8-12** | **10th** | **+1** |
| **2020-21** | **10th** | **10-6** | **5th** | **+5** |
| **2019-20** | **11th** | **9-11** | **8th** | **+3** |
| 2018-19 | 6th | 9-9 | 9th | -3 |
| **2017-18** | **13th** | **11-7** | **3rd** | **+10** |
| 2016-17 | 11th | 6-12 | 12th | -1 |
| **2015-16** | **12th** | **10-8** | **7th** | **+5** |
| **2014-15** | **11th** | **8-10** | **9th** | **+2** |
| **2013-14** | **14th** | **10-8** | **6th** | **+8** |
| 2012-13 | 8th | 5-13 | 11th | -3 |
| **2011-12** | **7th** | **8-8** | **7th** | **E** |
| **2010-11** | **7th** | **9-7** | **4th** | **+3** |

**BOLD** signifies years that Clemson finished at least even with preseason rank.

## IN THE RAFTERS: CLEMSON HONORING LITTLEJOHN LEGENDS

• Clemson basketball has a rich history of incredible moments, jaw-dropping plays and legendary players. The basketball programs, IPTAY and the Block C Club have come together to recognize some of the most iconic members of the Clemson Basketball Family by hanging their jerseys from the rafters.

• The inaugural group will be celebrated throughout the 2021-22 campaign. Men's Basketball alumnus Jordan Roper, now a member of the IPTAY staff, spearheaded the initiative.

• The inaugural group of retired jerseys includes: Horace Grant, Trevor Booker, Dale Davis, Elden Campbell, Terrell McIntyre, Tree Rollins, Sharone Wright, Larry Nance, Banks McFadden, Greg Buckner and Jaron Blossomgame.

• The 11 from the men's program have combined for five NBA championships and a Slam Dunk Champion (Horace Grant – Four titles, Elden Campbell – One title, Larry Nance – Slam Dunk Champion). Ten of the members have scored 1,000 points and seven are in the Top 10, including Campbell and McIntyre – the only two members to eclipse 1,800 career points. McIntyre is currently on the men's basketball staff as the director of player development.

## CLEMSON'S LAST 14 VS. SEC OPPONENTS

• Clemson has won 12 of its last 14 games against members of the SEC, including a 4-2 mark against in-state rival South Carolina.

• The Tigers won its fourth in five tries against the Gamecocks 70-56 (Dec. 18, 2021).

### CLEMSON VS. SEC (LAST 14 GAMES)

| Date | Opponent | Site | Score |
|---|---|---|---|
| 11-11-22 | at South Carolina | A | L, 58-60 |
| 12-18-21 | South Carolina | H | W, 70-56 |
| 12-12-20 | Alabama | N | W, 64-56 |
| 11-25-20 | Mississippi State | N | W, 53-42 |
| 12-15-19 | South Carolina | H | L, 54-67 |
| 12-22-18 | South Carolina | A | W, 78-68 |
| 12-8-18 | Mississippi State | N | L, 71-82 |
| 11-20-18 | Georgia | N | W, 64-49 |
| 3-18-18 | Auburn | N | W, 84-53 |
| 12-19-17 | South Carolina | H | W, 64-48 |
| 12-16-18 | Florida | N | W, 71-69 |
| 12-21-17 | South Carolina | A | W, 62-60 |
| 12-18-17 | Alabama | A | W, 67-54 |
| 11-11-17 | Georgia | H | W, 74-64 |

## OVERCOMING 10-POINT DEFICITS

• Clemson has overcome a 10-point or more deficit six times dating back to the beginning of the 2019-20 season.

• The Tigers overcame five 10-point or more deficits in 2019-20.

• Clemson erased an early 11-point deficit in the 2021-22 season opener against Presbyterian to win by the same margin (64-53).

• The Tigers used a 40-21 second half, which also included an 18-2 run to engineer the comeback.

• Most recently, Clemson erased a 13-point deficit against Georgia Tech to win. The Tigers trailed 53-40 with 12:10 remaining in regulation.

### OVERCOMING 10-POINT DEFICITS (SINCE 2019)

| Date | Opponent | Down | Time (Half) | Score | Final |
|---|---|---|---|---|---|
| 3-2-22 | Georgia Tech | 13 | 12:10 (2) | 40-53 | 68-65 |
| 11-9-21 | Presbyterian | 11 | 1:16 (1) | 19-30 | 64-53 |
| 2-29-20 | Florida State | 10 | 19:40 (2) | 32-42 | 70-69 |
| 1-28-20 | Syracuse | 10 | 16:26 (2) | 35-45 | 71-70 |
| 1-21-20 | Wake Forest | 10 | 7:38 (1) | 17-27 | 71-68 |
| 1-11-20 | North Carolina | 10 | 2:08 (2) | 58-68 | ^79-76 |
| 11-24-19 | TCU | 15 | 7:39 (2) | 37-52 | ^62-60 |

## CLEMSON HAS OVERCOME HALFTIME DEFICIT 11 TIMES SINCE 2019-20

• Clemson most recently overcame a six point deficit to Georgia Tech (March 2) to later prevail 68-65 after outscoring the Yellow Jackets 41-32 in the second half.

• Clemson overcame an eight point deficit in the season opener and would go on to beat Presbyterian by 11.

• Clemson overcame a halftime deficit to win five times last season, including in three consecutive games earlier in the year.

• The Tigers trailed Georgia Tech 30-26 at the half before exploding for 48 second-half points and winning the game on a Nick Honor buzzer-beating 3-pointer.

• Clemson trailed Louisville 22-21 on Jan. 27, 2021 and overcame the slim halftime margin to win 54-50.

• The Tigers trailed by seven to NC State at home on Jan. 5, 2021, but were able to overcome the halftime deficit and force overtime.

• In Clemson's first overtime game this season, the Tigers prevailed 12-8 in the extra period for a 74-70 win.

• Clemson found themselves trailing Miami (Jan. 2, 2021), 34-32 and won the second half by a 34-31 tally for a one-point victory.

• Clemson's first halftime deficit overcome was a 34-29 halftime deficit to defeat Florida State on Dec. 29, 2020. It was Clemson's first victory after trailing at the half this season.

• Last season, the Tigers overcame six games with a halftime deficit and won, which ties the program record.

• The record for halftime deficits overcome for victory is six, and was also previously set in 1989-90 and 2013-14.

### OVERCOMING HALFTIME DEFICITS (2019-20 to Present)

| Date | Site | Half | Opponent | Half Margin | Final |
|---|---|---|---|---|---|
| 3-5-22 | H | 30-33 | Virginia Tech | -3 | 63-59 |
| 3-2-22 | H | 27-33 | Georgia Tech | -6 | 68-65 |
| 11-9-21 | H | 24-32 | Presbyterian | -8 | 64-53 |
| 2-12-21 | H | 26-30 | Georgia Tech | -4 | 74-72 |
| 1-27-21 | H | 21-22 | Louisville | -1 | 54-50 |
| 1-5-21 | H | 32-39 | NC State | -7 | 74-70 (OT) |
| 1-2-21 | A | 32-34 | Miami (Fla.) | -2 | 66-65 |
| 12-29-20 | H | 29-34 | Florida State | -5 | 77-67 |
| 3-11-20 | N | 21-23 | Miami (Fla.) | -2 | 69-64 |
| 2-29-20 | H | 32-39 | Florida State | -7 | 70-69 |
| 1-28-20 | H | 33-35 | Syracuse | -2 | 71-70 |
| 1-21-20 | H | 31-37 | Wake Forest | -6 | 71-68 |
| 1-11-20 | A | 29-39 | North Carolina | -10 | 79-76 (OT) |
| 11-24-19 | N | 23-25 | TCU | -2 | 62-60 (OT) |

**BOLD** signifies this current 2022-23 season

## THIRTY ACC ROAD WINS FOR BRAD BROWNELL

• When Clemson won at NC State on Jan. 8, it was the 30th ACC road win of Brad Brownell's Clemson career. The Tigers won three road ACC games last year. It marks the 11th time in his 12 years he has take the Tigers to at last two ACC road wins in a season.

• Not a big deal you say? Clemson had at least two ACC road wins in 21 of the 57 ACC seasons before Brownell came to Clemson. Brownell's 30 ACC road wins are 14 more than any other former Clemson coach (Oliver Purnell, 16) and Brownell also has the best winning percentage in Clemson history in ACC road games at .303.

• Overall, Brownell is 109-122 in ACC games. His winning percentage of .472 in league games is also best in Clemson history.

• Winning close games has been a key of late. The Tigers are 9-5 in ACC games decided by five points or less over the last three years. That includes the recent 70-65 win at NC State.

## CLEMSON'S WIN AT VIRGINIA IN 2022

• Clemson won for the first time in 11 tries against Virginia dating back to the 2012-13 season. The Tigers beat Virginia that year 59-44 on Jan. 12, 2013.

• It had been since 2008 since the last Tiger victory on the road in the series. Clemson defeated Virginia 82-51 on Feb. 7, 2008.

• Clemson's 67-50 win at Virginia (Dec. 22) was only the third road victory of 15+ points at Virginia all time in program history.

• It marked the Tigers' 18th road victory in the series in 63 total games.

• The 17-point victory margin at Virginia ties for the 12th-largest victory margin on the road in ACC play in program history.

### CLEMSON'S BEST ROAD ACC VICTORY MARGINS

| Date | Opponent | Site | Score | Margin |
|---|---|---|---|---|
| 2-7-2008 | Virginia | A | 82-51 | +31 |
| 2-15-1998 | Florida State | A | 78-49 | +29 |
| 1-4-1964 | Wake Forest | A | 87-61 | +26 |
| 1-21-1981 | Georgia Tech | A | 72-48 | +24 |
| **2-6-2019** | **Georgia Tech** | **A** | **65-42** | **+23** |
| 2-24-1961 | Virginia | A | 85-63 | +22 |
| **2-24-2021** | **Wake Forest** | **A** | **60-39** | **+21** |
| **2-11-2012** | **Wake Forest** | **A** | **78-58** | **+20** |
| 3-2-1994 | NC State | A | 82-63 | +19 |
| 12-21-2008 | Miami (Fla.) | A | 91-72 | +19 |
| **2-21-2012** | **Georgia Tech** | **A** | **56-37** | **+19** |
| 2-12-1975 | Wake Forest | A | 71-54 | +17 |
| **12-22-2021** | **Virginia** | **A** | **67-50** | **+17** |
| 2-28-1964 | NC State | A | 66-52 | +14 |
| 1-14-1967 | Virginia | A | *102-88 | +14 |
| 2-21-1990 | Wake Forest | A | 89-75 | +14 |

**BOLD** signifies Brad Brownell coached team; *Overtime

• The 17-point victory margin was also Virginia's largest at home since Feb. 26, 2011 when it lost to Boston College 63-44.

• With the victory, Head Coach Brad Brownell won his 29th road game in ACC regular season play - the most in program history.

• His 30th came on the next road trip – a 70-65 win at NC State.

### CLEMSON HEAD COACH ACC REGULAR SEASON ROAD WINS

| Coach | Overall | Home | Away | Neutral |
|---|---|---|---|---|
| Banks McFadden | 1-36 | 0-18 | 1-17 | 0-1 |
| Press Maravich | 25-59 | 17-19 | 7-30 | 1-10 |
| Bobby Roberts | 41-71 | 27-21 | 10-38 | 4-12 |
| Tates Locke | 20-36 | 17-11 | 3-25 | 0-6 |
| Bill Foster | 44-74 | 31-28 | 13-46 | 0-0 |
| Cliff Ellis | 56-90 | 42-31 | 14-59 | 0-0 |
| Rick Barnes | 28-36 | 19-13 | 9-23 | 0-0 |
| Larry Shyatt | 20-60 | 17-23 | 3-37 | 0-0 |
| Oliver Purnell | 50-62 | 34-22 | 16-40 | 0-0 |
| Brad Brownell | 103-109 | 72-36 | 31-73 | 0-0 |

## TIGERS WON 12 IN A ROW AT LITTLEJOHN

• Clemson's 12-game home winning streak ended with a 75-65 loss to Virginia on Jan. 4.

• That 12-game home winning streak was the longest for the Clemson program since the Tigers had a 15-game home streak between March 1, 2017 and Feb. 18, 2018. Duke broke the streak with a 66-57 win over the Tigers on Feb. 18, 2018.

• The longest home winning streak in Clemson history is a 29-gamer from Jan. 7, 1989 to December 15, 1991. Charlotte ended that 29-game streak with a 108-100 victory.

• Overall, the 12-game winning streak is tied for the eighth longest in school history. Clemson first won at least

12 games in a row at home between Jan. 16, 1951 and December 6, 1952. That was a 15-game streak at Fike Fieldhouse under head coach Banks McFadden.

### CLEMSON'S LONGEST HOME WINNING STREAKS

| Streak First Win | Streak Ended | Length |
|---|---|---|
| 1-7-89, Maryland, 75-58 | 12-15-91, Charlotte, 100-108 | 29 |
| 2-21-79, Duke, 70-49 | 1-17-81, Maryland, 62-68 (OT) | 24 |
| 2-12-06, Maryland, 89-77 | 1-6-08, UNC, 88-90 (OT) | 19 |
| 1-12-08, FSU, 97-85 (2OT) | 1-17-09, Wake Forest, 68-78 | 16 |
| 1-30-85, UNC, 52-50 | 1-11-86, Virginia, 81-83 | 16 |
| 3-1-17, NC State, 78-74 | 2-18-18, Duke, 57-66 | 15 |
| 1-16-51, Furman, 85-59 | 12-6-52, Georgia, 55-57 | 15 |
| 3-2-82, Duke, 93-86 | 1-21-84, Virginia, 73-74 | 12 |
| 3-1-95, NC State, 62-45 | 1-27-96, NC State, 61-64 | 12 |
| 1-27-21, Louisville, 54-50 | 1-4-22, Virginia, 65-75 | 12 |

## BRAD BROWNELL WINS 100TH GAME AGAINST ACC OPPONENT

- Head Coach Brad Brownell won his 100th game against an ACC team with a 77-62 win over Pittsburgh (March 6, 2021).
- That is 41 more wins than the next closest coach in Clemson history. Cliff Ellis had 59 wins in 159 tries from 1985-94.

## CLEMSON WHEN ALLOWING 40 OR LESS POINTS

- Clemson has allowed 40 points or less on 10 occasions during Brownell's tenure as head coach.
- The Tigers have accomplished this feat twice during ACC play, while the other eight contests have been out-of-conference games.
- Clemson notched its first of the 2020-21 season with a 75-38 beating of SC State on Dec. 2.
- The Tigers' second of the 2020-21 season came in dominant fashion on the road at Wake Forest.
- The 39 points surrendered to the Demon Deacons were the second-fewest they have scored at home in the ACC Era (since 1953).

### CLEMSON'S RECORD IN GAMES ALLOWING 40 POINTS OR LESS (UNDER BROWNELL)

| Date | Opponent | Site | W/L | Score |
|---|---|---|---|---|
| Feb. 21, 2021 | Wake Forest | A | W | 60-39 |
| Dec. 2, 2020 | SC State | H | W | 75-38 |
| Dec. 20, 2019 | Jacksonville | H | W | 68-39 |
| Feb. 3, 2018 | Wake Forest | H | W | 64-37 |
| Nov. 13, 2015 | NC Central | H | W | 74-40 |
| Dec. 14, 2013 | Furman | H | W | 71-35 |
| Nov. 29, 2013 | Coastal Carolina | H | W | 69-40 |
| Nov. 13, 2013 | Delaware State | H | W | 58-37 |
| Feb. 21, 2012 | Georgia Tech | A | W | 56-37 |
| Dec. 17, 2011 | Winthrop | H | W | 60-40 |
| Dec. 17, 2010 | Savannah State | H | W | 61-40 |
| **RECORD** | | | | **11-0** |

## CLEMSON'S DEFENSE UNDER BROWNELL

- Clemson's defense last season was otherworldly as they utilized their depth to pick teams up in the full court.
- Head Coach Brad Brownell is known for his meticulous tactics defensively, and it's a reason why of all full seasons played during the ACC Era, Brownell's teams are prevalent.
- Seven of his teams are in the Top 10 in Clemson history when it comes to scoring defense.
- Nine of his 10 full seasons are in the Top 20 in Clemson history.
- The scoring defense last season (61.9) finished second in the ACC and 12th in the nation.

### CLEMSON'S TOP SCORING DEFENSIVE SEASONS

| Rk | Year | Head Coach | Scoring Defense |
|---|---|---|---|
| **1.** | **2013-14** | **Brad Brownell** | **58.4** |
| **2.** | **2012-13** | **Brad Brownell** | **60.1** |
| **3.** | **2011-12** | **Brad Brownell** | **60.6** |
| **4.** | **2010-11** | **Brad Brownell** | **61.4** |
| 5. | 1996-97 | Rick Barnes | 61.5 |
| **6.** | **2020-21** | **Brad Brownell** | **61.9** |
| **7.** | **2014-15** | **Brad Brownell** | **62.2** |
| 8. | 1994-95 | Rick Barnes | 62.5 |
| 9. | 1995-96 | Rick Barnes | 63.0 |
| **10.** | **2018-19** | **Brad Brownell** | **63.9** |
| **11.** | **2019-20** | **Brad Brownell** | **64.1** |
| 12. | 1958-59 | Press Maravich | 64.2 |
| 13. | 1999-00 | Larry Shyatt | 64.4 |
| 14. | 1998-99 | Larry Shyatt | 64.4 |
| **15.** | **2015-16** | **Brad Brownell** | **64.5** |
| 16. | 2009-10 | Oliver Purnell | 64.5 |
| 17. | 1981-82 | Bill Foster | 65.2 |
| 18. | 1997-98 | Rick Barnes | 65.3 |
| 19. | 1978-79 | Bill Foster | 65.6 |
| 20. | 2006-07 | Oliver Purnell | 65.7 |
| **21.** | **2017-18** | **Brad Brownell** | **65.9** |

## *LIT*TLEJOHN COLISEUM

- The Tigers are 65-18 (.783) dating back to the beginning of the 2017-18 season on their home floor.
- Since the inception of the newly renovated Littlejohn Coliseum (2016-17 season), the Tigers are 74-24 overall (.755 percent).
- In non-conference regular season games, the Tigers are 37-3 during that span (.925 percent).
- In total non-conference games, including home NIT games, the Tigers are 38-5 (.884 percent).

## CLEMSON SEASON BREAKDOWN BY UNIFORM

- In 2017-18 the Tigers debuted three new jerseys to their arsenal, including a new version of its home white and road orange uniform. They also debuted purple, anthracite and throwback jerseys.
- Clemson wore its 2017-18 home whites the most last season, wearing them for 19-out-of-their-32 regular season games.
- With the exception of one home game in which Clemson wore 1990's throwback home white uniform against Pittsburgh, the Tigers wore its 17-18 home whites on the road in a 14-point win at Ohio State. The Buckeyes wore all red that night.
- They also wore white during their two-point triumphant comeback win over then No. 22-ranked Florida on Dec. 16 in the Orange Bowl Classic.
- 18 of the Tigers' 25 wins in 2017-18 came while wearing their home whites.

### CLEMSON'S RECORD BY UNIFORM (17/18-pres.)

| Uniform | Times Worn | Wins | Losses |
|---|---|---|---|
| Home White | 87 | 70 | 17 |
| Road Orange | 54 | 22 | 32 |
| Home Orange | 1 | 1 | 0 |
| 90's Throwback Home White | 11 | 4 | 7 |
| Purple | 6 | 1 | 5 |
| Anthracite | 4 | 1 | 3 |

# 0 JOSH BEADLE

**RFr. | Guard | 6-3 | 182**
**Columbia, S.C. | Cardinal Newman**

## » CAREER HIGHS

| | | | |
|---|---|---|---|
| Points | 8 | vs. Iowa | 11/26/22 |
| Rebounds | 3 | 2x, last vs. Iowa | 11/26/22 |
| Assists | 3 | vs. Loyola Maryland | 11/21/22 |
| Steals | 2 | at South Carolina | 11/11/22 |
| FG Made | 4 | vs. Iowa | 11/26/22 |
| 3FG Made | -- | -- | -- |
| FT Made | -- | -- | -- |
| Minutes | 21 | 2x, last vs. Iowa | 11/26/22 |

## » ABOUT JOSH BEADLE

**Born** March 4, 2003
**Hometown** Columbia, S.C.
**High School** Cardinal Newman High School
**Major** Pre-Business

## » 2022-23 GAME-BY-GAME

| OPPONENT | FG | PCT. | 3FG | PCT. | FT | PCT. | OR-DR-TOT | PF | A | TO | BLK | STL | PTS | MIN |
|---|---|---|---|---|---|---|---|---|---|---|---|---|---|---|
| The Citadel | 0-3 | .000 | 0-0 | .000 | 0-0 | .000 | 0-1-1 | 3 | 1 | 0 | 0 | 0 | 0 | 12 |
| at South Carolina | 0-4 | .000 | 0-0 | .000 | 0-0 | .000 | 1-1-2 | 0 | 0 | 1 | 0 | 2 | 0 | 14 |
| USC Upstate | 1-2 | .500 | 0-1 | .000 | 0-0 | .000 | 0-0-0 | 1 | 0 | 2 | 0 | 0 | 2 | 11 |
| Bellarmine | DNP | | | | | | | | | | | | | |
| Loyola Maryland | 1-5 | .200 | 0-2 | .000 | 0-0 | .000 | 0-3-3 | 0 | 3 | 0 | 0 | 0 | 2 | 21 |
| vs. [25] Iowa | 4-12 | .333 | 0-4 | .000 | 0-0 | .000 | 0-3-3 | 2 | 1 | 1 | 0 | 1 | 8 | 21 |
| vs. California | 0-0 | .000 | 0-0 | .000 | 0-0 | .000 | 0-0-0 | 0 | 0 | 0 | 0 | 0 | 0 | 5 |
| Penn State | | | | | | | | | | | | | | |
| Wake Forest | | | | | | | | | | | | | | |
| Towson | | | | | | | | | | | | | | |
| vs. Loyola Chicago | | | | | | | | | | | | | | |
| vs. Richmond | | | | | | | | | | | | | | |
| at Georgia Tech | | | | | | | | | | | | | | |
| NC State | | | | | | | | | | | | | | |
| at Virginia Tech | | | | | | | | | | | | | | |
| at Pittsburgh | | | | | | | | | | | | | | |
| Louisville | | | | | | | | | | | | | | |
| Duke | | | | | | | | | | | | | | |
| at Wake Forest | | | | | | | | | | | | | | |
| Virginia Tech | | | | | | | | | | | | | | |
| Georgia Tech | | | | | | | | | | | | | | |
| at Florida State | | | | | | | | | | | | | | |
| at Boston College | | | | | | | | | | | | | | |
| Miami (Fla.) | | | | | | | | | | | | | | |
| at North Carolina | | | | | | | | | | | | | | |
| Florida State | | | | | | | | | | | | | | |
| at Louisville | | | | | | | | | | | | | | |
| Syracuse | | | | | | | | | | | | | | |
| at NC State | | | | | | | | | | | | | | |
| at Virginia | | | | | | | | | | | | | | |
| Notre Dame | | | | | | | | | | | | | | |

* - Game Started; [] AP Ranking

## » NOTES

### BEADLE REDSHIRTED 2021-22 SEASON

- It was announced on Monday, Nov. 15, 2021 that freshman Josh Beadle would redshirt.

### BEFORE CLEMSON

- Rated as a three-star prospect, according to 247Sports and Rivals.
- Beadle averaged 16.9 points, 6.2 rebounds, 3.8 assists and 1.4 steals per game last season for Cardinal Newman.
- Beadle won back-to-back SCISA Class 3A championships at Cardinal Newman and led the team in scoring last season. Beadle eclipsed the 1,000-point mark for his career.
- Over the last three seasons, Beadle has shot better than 50.0 percent from the floor, including 40.0 percent from three and over 70.0 percent from the free throw line. He is a three-time All-Region and All-State player, while also being named to several All-Tournament teams and earning multiple All-Star selections.
- Beadle chose Clemson over Wake Forest and VCU.

*"Josh is a combo guard with speed and athleticism who can affect the game in both the full and half court. Josh has very good basketball instincts which allow him to make plays for himself and others. I love to add guys to our program who are winners and Josh has won back-to-back state titles at Cardinal Newman. He's an impressive young man, serving as his senior class president in high school. We expect Josh to have a prominent leadership role in our program."*

## » CAREER STATS

| | | | | Field Goals | | | 3-PT | | | | | | Rebounds | | | | | | | | | | |
|---|---|---|---|---|---|---|---|---|---|---|---|---|---|---|---|---|---|---|---|---|---|---|---|
| Year | GP | GS | Min. | FG | FGA | Pct. | FG | FGA | Pct. | FT | FTA | Pct. | OR | DR | TOT | Avg. | PF | DQ | A | TO | Blk | Stl | Pts. | Avg. |
| 2021-22 | | | | | | | | | | | | REDSHIRT | | | | | | | | | | | | |
| 2022-23 | 6 | 0 | 85 | 6 | 26 | .231 | 0 | 7 | .000 | 0 | 0 | .000 | 1 | 8 | 9 | 1.5 | 6 | 0 | 5 | 4 | 0 | 3 | 12 | 2.0 |
| **TOTAL** | **6** | **0** | **85** | **6** | **26** | **.231** | **0** | **7** | **.000** | **0** | **0** | **.000** | **1** | **8** | **9** | **1.5** | **6** | **0** | **5** | **4** | **0** | **3** | **12** | **2.0** |

# 1 CHASE HUNTER

**RJr. | Guard | 6-3.5 | 204**
**Atlanta, Ga. | Westlake**

## » CAREER HIGH

| | | | |
|---|---|---|---|
| Points | 23 | 2x, last vs. The Citadel | 11/7/22 |
| Rebounds | 7 | 2x, last at Boston College | 2/26/22 |
| Assists | 8 | vs. Bellarmine | 11/18/22 |
| Steals | 3 | vs. Florida State | 1/23/21 |
| FG Made | 10 | vs. Wake Forest | 2/23/22 |
| 3FG Made | 5 | vs. Bellarmine | 11/18/22 |
| FT Made | 8 | at Boston College | 2/26/22 |
| Minutes | 37 | vs. Bellarmine | 11/18/22 |

## » ABOUT CHASE HUNTER

**Born** April 8, 2001
**Hometown** Atlanta, Ga.
**High School** Westlake
**Major** Parks, Recreation, Tourism Management
» 247Sports Top 100 Prospect, ranked No. 4 player in the state of Georgia, ranked No. 14 combo guard in the country according to 247Sports.
» Chose Clemson over Georgia, Virginia, Oklahoma and Michigan State.

## » 2022-23 GAME-BY-GAME

| OPPONENT | FG | PCT. | 3FG | PCT. | FT | PCT. | OR-DR-TOT | PF | A | TO | BLK | STL | PTS | MIN |
|---|---|---|---|---|---|---|---|---|---|---|---|---|---|---|
| * The Citadel | 8-17 | .471 | 3-4 | .750 | 4-4 | 1.000 | 1-0-1 | 0 | 7 | 0 | 0 | 0 | 23 | 34 |
| * at South Carolina | 5-12 | .417 | 0-1 | .000 | 3-4 | .750 | 1-4-5 | 1 | 5 | 1 | 0 | 1 | 13 | 33 |
| * USC Upstate | 7-12 | .583 | 4-6 | .667 | 2-4 | .500 | 0-3-3 | 4 | 3 | 2 | 1 | 0 | 20 | 35 |
| * Bellarmine | 5-8 | .625 | 5-6 | .833 | 0-0 | .000 | 0-2-2 | 3 | 8 | 3 | 0 | 0 | 15 | 37 |
| * Loyola Maryland | 4-6 | .667 | 1-2 | .500 | 1-2 | .500 | 0-1-1 | 0 | 1 | 4 | 0 | 0 | 10 | 19 |
| * vs. [25] Iowa | 7-15 | .467 | 2-5 | .400 | 5-5 | 1.000 | 0-3-3 | 3 | 6 | 3 | 0 | 0 | 21 | 28 |
| * vs. California | 5-10 | .500 | 3-6 | .500 | 1-3 | .333 | 0-1-1 | 1 | 7 | 3 | 0 | 2 | 14 | 35 |
| Penn State | | | | | | | | | | | | | | |
| Wake Forest | | | | | | | | | | | | | | |
| Towson | | | | | | | | | | | | | | |
| vs. Loyola Chicago | | | | | | | | | | | | | | |
| vs. Richmond | | | | | | | | | | | | | | |
| at Georgia Tech | | | | | | | | | | | | | | |
| NC State | | | | | | | | | | | | | | |
| at Virginia Tech | | | | | | | | | | | | | | |
| at Pittsburgh | | | | | | | | | | | | | | |
| Louisville | | | | | | | | | | | | | | |
| Duke | | | | | | | | | | | | | | |
| at Wake Forest | | | | | | | | | | | | | | |
| Virginia Tech | | | | | | | | | | | | | | |
| Georgia Tech | | | | | | | | | | | | | | |
| at Florida State | | | | | | | | | | | | | | |
| at Boston College | | | | | | | | | | | | | | |
| Miami (Fla.) | | | | | | | | | | | | | | |
| at North Carolina | | | | | | | | | | | | | | |
| Florida State | | | | | | | | | | | | | | |
| at Louisville | | | | | | | | | | | | | | |
| Syracuse | | | | | | | | | | | | | | |
| at NC State | | | | | | | | | | | | | | |
| at Virginia | | | | | | | | | | | | | | |
| Notre Dame | | | | | | | | | | | | | | |

* - Game Started; [] AP Ranking

## » NOTES

### CHASE HUNTER NATIONALLY

- Chase Hunter is one of just four players nationally to average 16.5 points, 5.0 assists and shoot better than 50.0 percent from the floor and from three this season.
- Joining Hunter are Taevion Kinsey (Marshall), Adam Flagler (Baylor) and Steven Ashworth (Utah State).

### CHASE HUNTER STARTS 2022-23 STRONG

- Chase Hunter got off to a lightning quick start this season in the opener against The Citadel.
- Hunter scored 19 first half points en route to a career-high-tying 23 points on 8-of-17 shooting.
- Hunter dished out a career-best eight assists in a 76-66 win over Bellarmine.

### HUGE WEEK FOR HUNTER

- Chase Hunter was the star of the week for the Tigers after posting back-to-back 20-point games against Wake Forest and Boston College.
- Hunter recorded his second 20-point game as a Tiger at Boston College, finishing with a career high 23 points on 7-for-9 shooting, including a career-high eight free throws.
- Hunter recorded his first 20-point game as a Tiger against Wake Forest, finishing with a career high 21 points on a career-best 10 made field goals.

### HUNTER'S 7-GAME STRETCH (JAN. 4 - FEB. 2)

- Chase Hunter provided a consistent spark off the Tiger bench over seven contests, which included three starts.
- Hunter was 19-for-30 from the floor (62.5 percent), 6-for-11 from three (54.5 percent), averaged 9.1 points and 3.0 rebounds.
- Hunter scored his fifth double-figure scoring game of the season against Florida State (Feb. 2) with 12 points.

### CAREER DAY ON SOUTH BEACH

- Chase Hunter scored a then-career-high 15 points on 5-of-7 shooting against the Hurricanes. Hunter also tied his career-best with three 3-pointers.
- The 15 points scored were the most since his freshman season when he scored 13 against Presbyterian (Nov. 7, 2019).

### CAREER HIGH STEALS

- Chase Hunter scored nine points in 16 minutes of action against Florida State (Jan. 23, 2021). He also snagged a career-high three steals in the process.
- He topped his previous season-highs (which also

## » CAREER STATS

| | | | | Field Goals | | | 3-PT | | | | | | Rebounds | | | | | | | | | | | |
|---|---|---|---|---|---|---|---|---|---|---|---|---|---|---|---|---|---|---|---|---|---|---|---|---|
| Year | GP | GS | Min. | FG | FGA | Pct. | FG | FGA | Pct. | FT | FTA | Pct. | OR | DR | TOT | Avg. | PF | DQ | A | TO | Blk | Stl | Pts. | Avg. |
| 2019-20 | 9 | 4 | 175 | 17 | 45 | .378 | 7 | 23 | .304 | 7 | 11 | .636 | 1 | 8 | 9 | 1.0 | 17 | 0 | 14 | 12 | 0 | 7 | 48 | 5.3 |
| 2020-21 | 24 | 4 | 337 | 28 | 90 | .311 | 5 | 35 | .143 | 8 | 12 | .667 | 6 | 23 | 29 | 1.2 | 27 | 0 | 22 | 19 | 3 | 10 | 69 | 2.9 |
| 2021-22 | 33 | 15 | 749 | 78 | 173 | .451 | 20 | 58 | .345 | 45 | 60 | .750 | 16 | 72 | 88 | 2.7 | 57 | 0 | 60 | 33 | 6 | 15 | 221 | 6.7 |
| 2022-23 | 7 | 7 | 221 | 41 | 80 | .513 | 18 | 30 | .600 | 16 | 22 | .727 | 2 | 14 | 16 | 2.3 | 12 | 0 | 37 | 16 | 1 | 3 | 116 | 16.6 |
| **TOTAL** | **73** | **30** | **1482** | **164** | **388** | **.423** | **50** | **146** | **.342** | **76** | **105** | **.724** | **25** | **117** | **142** | **1.9** | **113** | **0** | **133** | **80** | **10** | **35** | **454** | **6.2** |

came earlier against FSU), with four field goals and nine points.

### HUNTER SUFFERED FOOT INJURY

- Suffered a foot injury earlier in his freshman season that forced him to miss 19 total games.
- Played in two games over that stretch, but made his return on Jan. 18, 2020 at NC State, playing also against Wake Forest and at Louisville.

### BEFORE CLEMSON

- Comes to Clemson as a four-star prospect and No. 98 overall in 247Sports' Top 100 for the 2019 class.
- 247Sports ranks Hunter as the No. 4 player in the state of Georgia and the No. 14 combo guard in the country.
- Averaged 15.6 points, 4.1 rebounds, 2.3 assists and 1.8 steals per game as a junior.
- Scored in double-figures in 17-of-22 games and scored more than 20 points on eight occasions, including at least 30 points twice.
- On the Under Armour circuit, Hunter averaged 14.0 points, 2.7 assists, 2.5 rebounds and 1.5 steals per game.
- Hunter chose Clemson over Georgia, Virginia, Oklahoma and Michigan State.

### HIGH SCHOOL ACCOLADES

- 247Sports Top 100 Prospect
- Ranked No. 4 player in the state of Georgia
- Ranked No. 14 combo guard in the country according to 247Sports

# 2 DILLON HUNTER

**Fr. | Guard | 6-3.5 | 193**
**Atlanta, Ga. | Westlake**

## » CAREER HIGHS

| | | | |
|---|---|---|---|
| Points | 4 | vs. Loyola Maryland | 11/21/22 |
| Rebounds | 4 | vs. Loyola Maryland | 11/21/22 |
| Offensive Rebounds | 2 | vs. Loyola Maryland | 11/21/22 |
| Assists | 3 | vs. California | 11/26/22 |
| Steals | 1 | vs. The Citadel | 11/7/22 |
| Blocks | 1 | vs. California | 11/26/22 |
| FG Made | 2 | vs. Loyola Maryland | 11/21/22 |
| 3FG Made | | | |
| FT Made | | | |
| Minutes | 20 | vs. Loyola Maryland | 11/21/22 |

## » ABOUT DILLON HUNTER

**Born** April 16, 2003
**Hometown** Atlanta, Ga.
**High School** Westlake High School
**Major** Parks, Recreation, Tourism Management
**Fun Fact** Younger brother of Chase Hunter

## » 2022-23 GAME-BY-GAME

| OPPONENT | FG | PCT. | 3FG | PCT. | FT | PCT. | OR-DR-TOT | PF | A | TO | BLK | STL | PTS | MIN |
|---|---|---|---|---|---|---|---|---|---|---|---|---|---|---|
| The Citadel | 0-1 | .000 | 0-0 | .000 | 0-0 | .000 | 0-2-2 | 2 | 0 | 1 | 0 | 1 | 0 | 11 |
| at South Carolina | 0-1 | .000 | 0-0 | .000 | 0-0 | .000 | 0-0-0 | 1 | 1 | 0 | 0 | 0 | 0 | 7 |
| USC Upstate | 1-3 | .333 | 0-1 | .000 | 0-1 | .000 | 0-0-0 | 2 | 1 | 0 | 0 | 0 | 2 | 14 |
| Bellarmine | 0-1 | .000 | 0-1 | .000 | 0-0 | .000 | 0-2-2 | 0 | 1 | 0 | 0 | 0 | 0 | 5 |
| Loyola Maryland | 2-5 | .400 | 0-0 | .000 | 0-0 | .000 | 2-2-4 | 1 | 2 | 2 | 0 | 0 | 4 | 20 |
| vs. [25] Iowa | 0-0 | .000 | 0-0 | .000 | 0-0 | .000 | 0-0-0 | 0 | 0 | 0 | 0 | 0 | 0 | 1 |
| vs. California | 0-1 | .000 | 0-1 | .000 | 0-0 | .000 | 0-0-0 | 1 | 3 | 0 | 1 | 0 | 0 | 13 |
| Penn State | | | | | | | | | | | | | | |
| Wake Forest | | | | | | | | | | | | | | |
| Towson | | | | | | | | | | | | | | |
| vs. Loyola Chicago | | | | | | | | | | | | | | |
| vs. Richmond | | | | | | | | | | | | | | |
| at Georgia Tech | | | | | | | | | | | | | | |
| NC State | | | | | | | | | | | | | | |
| at Virginia Tech | | | | | | | | | | | | | | |
| at Pittsburgh | | | | | | | | | | | | | | |
| Louisville | | | | | | | | | | | | | | |
| Duke | | | | | | | | | | | | | | |
| at Wake Forest | | | | | | | | | | | | | | |
| Virginia Tech | | | | | | | | | | | | | | |
| Georgia Tech | | | | | | | | | | | | | | |
| at Florida State | | | | | | | | | | | | | | |
| at Boston College | | | | | | | | | | | | | | |
| Miami (Fla.) | | | | | | | | | | | | | | |
| at North Carolina | | | | | | | | | | | | | | |
| Florida State | | | | | | | | | | | | | | |
| at Louisville | | | | | | | | | | | | | | |
| Syracuse | | | | | | | | | | | | | | |
| at NC State | | | | | | | | | | | | | | |
| at Virginia | | | | | | | | | | | | | | |
| Notre Dame | | | | | | | | | | | | | | |

* - Game Started; [] AP Ranking

## » NOTES

### BEFORE CLEMSON

- Hunter is a 6-4, 190-pound guard from Atlanta, Ga.
- He is the younger brother of current Tiger Chase Hunter, is ranked No. 64 in the ESPN 100 and rated a four-star prospect.
- Hunter chose Clemson over Baylor, Auburn, Florida State, Kentucky, Georgia and Georgia Tech.

*"Dillon comes from an athletic, high achieving family," said Brownell. "I've enjoyed coaching his brother Chase the last three years, and it will sure be fun to have Dillon here with him contributing in Clemson orange. Our staff looked to add positional size and skill to our team with the incoming freshmen class. Dillon is certainly another example of that, especially at the point guard position. He has excellent vision and a feel for the game, which makes him an outstanding passer and facilitator who complements our other freshmen very well. This rounds out an excellent freshmen class for our program."*

## » CAREER STATS

| | | | | Field Goals | | | 3-PT | | | | | | Rebounds | | | | | | | | | | | |
|---|---|---|---|---|---|---|---|---|---|---|---|---|---|---|---|---|---|---|---|---|---|---|---|---|
| Year | GP | GS | Min. | FG | FGA | Pct. | FG | FGA | Pct. | FT | FTA | Pct. | OR | DR | TOT | Avg. | PF | DQ | A | TO | Blk | Stl | Pts. | Avg. |
| 2022-23 | 7 | 0 | 71 | 3 | 12 | .250 | 0 | 3 | .000 | 0 | 1 | .000 | 2 | 6 | 8 | 1.1 | 7 | 0 | 8 | 3 | 1 | 1 | 6 | 0.9 |
| **TOTAL** | **7** | **0** | **71** | **3** | **12** | **.250** | **0** | **3** | **.000** | **0** | **1** | **.000** | **2** | **6** | **8** | **1.1** | **7** | **0** | **8** | **3** | **1** | **1** | **6** | **0.9** |

# 4 IAN SCHIEFFELIN

**So. | Forward | 6-7 | 230**
**Loganville, Ga. | Grayson**

## » CAREER HIGHS

| | | | |
|---|---|---|---|
| Points | 20 | vs. The Citadel | 11/7/22 |
| Rebounds | 14 | vs. The Citadel | 11/7/22 |
| Offensive Rebounds | 9 | vs. The Citadel | 11/7/22 |
| Assists | 4 | vs. Virginia Tech | 3/5/22 |
| Steals | 2 | vs. Notre Dame | 2/12/22 |
| Blocks | 1 | 5x, last vs. Bellarmine | 11/18/22 |
| FG Made | 9 | vs. The Citadel | 11/7/22 |
| 3FG Made | 1 | 5x, last vs. The Citadel | 11/7/22 |
| FT Made | 5 | vs. Bellarmine | 11/18/22 |
| Minutes | 31 | vs. The Citadel | 11/7/22 |

## » ABOUT IAN SCHIEFFELIN

**Born** March 1, 2003
**Hometown** Loganville, Ga.
**High School** Grayson High School
**Major** Pre-Business
**Fun Fact** Played high school basketball with 2022-23 freshman Chauncey Wiggins

## » 2022-23 GAME-BY-GAME

| OPPONENT | FG | PCT. | 3FG | PCT. | FT | PCT. | OR-DR-TOT | PF | A | TO | BLK | STL | PTS | MIN |
|---|---|---|---|---|---|---|---|---|---|---|---|---|---|---|
| The Citadel | 9-13 | .692 | 1-2 | .500 | 1-3 | .333 | 9-5-14 | 1 | 2 | 1 | 1 | 0 | 20 | 31 |
| at South Carolina | 0-4 | .000 | 0-0 | .000 | 0-0 | .000 | 1-1-2 | 0 | 1 | 1 | 0 | 0 | 0 | 12 |
| USC Upstate | 1-1 | 1.000 | 0-0 | .000 | 0-0 | .000 | 1-3-4 | 1 | 3 | 0 | 0 | 1 | 2 | 14 |
| Bellarmine | 4-6 | .667 | 0-1 | .000 | 5-5 | 1.000 | 0-3-3 | 2 | 0 | 1 | 1 | 1 | 13 | 19 |
| Loyola Maryland | 2-3 | .667 | 1-1 | 1.000 | 0-0 | .000 | 0-6-6 | 1 | 2 | 2 | 0 | 1 | 5 | 19 |
| vs. [25] Iowa | 3-6 | .500 | 0-1 | .000 | 1-2 | .500 | 1-2-3 | 2 | 0 | 1 | 0 | 0 | 7 | 25 |
| vs. California | 0-1 | .000 | 0-0 | .000 | 0-0 | .000 | 0-1-1 | 1 | 0 | 0 | 0 | 1 | 0 | 10 |
| Penn State | | | | | | | | | | | | | | |
| Wake Forest | | | | | | | | | | | | | | |
| Towson | | | | | | | | | | | | | | |
| vs. Loyola Chicago | | | | | | | | | | | | | | |
| vs. Richmond | | | | | | | | | | | | | | |
| at Georgia Tech | | | | | | | | | | | | | | |
| NC State | | | | | | | | | | | | | | |
| at Virginia Tech | | | | | | | | | | | | | | |
| at Pittsburgh | | | | | | | | | | | | | | |
| Louisville | | | | | | | | | | | | | | |
| Duke | | | | | | | | | | | | | | |
| at Wake Forest | | | | | | | | | | | | | | |
| Virginia Tech | | | | | | | | | | | | | | |
| Georgia Tech | | | | | | | | | | | | | | |
| at Florida State | | | | | | | | | | | | | | |
| at Boston College | | | | | | | | | | | | | | |
| Miami (Fla.) | | | | | | | | | | | | | | |
| at North Carolina | | | | | | | | | | | | | | |
| Florida State | | | | | | | | | | | | | | |
| at Louisville | | | | | | | | | | | | | | |
| Syracuse | | | | | | | | | | | | | | |
| at NC State | | | | | | | | | | | | | | |
| at Virginia | | | | | | | | | | | | | | |
| Notre Dame | | | | | | | | | | | | | | |

* - Game Started; [] AP Ranking

## » NOTES

### CHEF COOKING IN 2022 SEASON OPENER

- Ian Schieffelin demolished his previous career high with a 20 point performance on 9-of-13 shooting from the floor.
- The nine made field goals also served as a career high for the sophomore.
- Schieffelin had a monster night on the boards, tallying a career-best 14 rebounds. He secured a career-best nine on the offensive glass.
- The nine offensive rebounds were the most for a Tiger since James Mays had 10 at Maryland on Jan. 13, 2007.
- It was the most by a Tiger in Littlejohn since Sharrod Ford had 10 vs. Georgia Tech on Feb. 28, 2004.

### CHEF'S BIG NIGHT VS. UNC

- Ian Schieffelin set a new career-best with 12 points on 4-for-6 shooting. His four made field goals were a career-high.
- He tied his career high with one made 3-pointer and one assist, while setting a career mark with three made free throws against the Tar Heels.

### EFFICIENT OUTING AT VIRGINIA

- Ian Schieffelin tied his career-high with six points on 3-for-4 shooting in a win over Virginia (Dec. 22).
- Schieffelin played eight minutes and score six points, grabbed one rebound and dished one assist.

### CHEF BREAKS OUT VS. BRYANT

- Ian Schieffelin broke out against Bryant on Nov. 15. Shieffelin scored six points and was a perfect 3-for-3 from the field.
- The freshman also posted a season-high four rebounds, including two on the offensive glass.
- He added an assist and a steal against the Bulldogs.

### BEFORE CLEMSON

- Rated as a three-star prospect, according to 247Sports and Rivals.
- Schieffelin averaged 12.0 points, 12.0 rebounds and 3.0 blocks per game last season for Grayson, a top-ranked program in Georgia. Last year they finished ranked 10th in the country and were No. 1 among public schools.
- As a sophomore, Schieffelin averaged 10.1 points, 7.7 rebounds and 1.0 block per game, while helping lead Grayson to a 25-4 record and a Region 8-AAAAAAA championship.
- Schieffelin chose Clemson over Virginia Tech and Dayton.

## » CAREER STATS

| | | | | Field Goals | | | 3-PT | | | | | | Rebounds | | | | | | | | | | | |
|---|---|---|---|---|---|---|---|---|---|---|---|---|---|---|---|---|---|---|---|---|---|---|---|---|
| Year | GP | GS | Min. | FG | FGA | Pct. | FG | FGA | Pct. | FT | FTA | Pct. | OR | DR | TOT | Avg. | PF | DQ | A | TO | Blk | Stl | Pts. | Avg. |
| 2021-22 | 30 | 7 | 349 | 34 | 86 | .395 | 5 | 16 | .313 | 20 | 28 | .714 | 28 | 56 | 84 | 2.8 | 48 | 1 | 27 | 22 | 6 | 7 | 93 | 3.1 |
| 2022-23 | 7 | 0 | 131 | 19 | 34 | .559 | 2 | 5 | .400 | 7 | 10 | .700 | 12 | 21 | 33 | 4.7 | 8 | 0 | 9 | 6 | 2 | 4 | 47 | 6.7 |
| **TOTAL** | **37** | **7** | **480** | **53** | **120** | **.442** | **7** | **21** | **.333** | **27** | **38** | **.711** | **40** | **77** | **117** | **3.2** | **56** | **1** | **36** | **28** | **8** | **11** | **140** | **3.8** |

# 5 HUNTER TYSON

**Gr. | Forward | 6-8 | 217**
**Monroe, N.C. | Piedmont**

## » CAREER HIGHS

| | | | |
|---|---|---|---|
| Points | 21 | vs. Wake Forest | 1/21/20 |
| Rebounds | 13 | 2x, last vs. The Citadel | 11/7/22 |
| Offensive Rebounds | 6 | vs. South Carolina | 12/18/21 |
| Assists | 4 | vs. Miami (Ohio) | 12/14/21 |
| Steals | 4 | vs. Yale | 12/22/19 |
| Blocks | 3 | vs. Miami (Ohio) | 12/14/21 |
| FG Made | 9 | vs. Wake Forest | 1/21/20 |
| 3FG Made | 5 | vs. Detroit Mercy | 11/17/19 |
| FT Made | 6 | 2x, last vs. The Citadel | 11/7/22 |
| Minutes | 38 | vs. The Citadel | 11/7/22 |

## » ABOUT HUNTER TYSON

**Born** June 13, 2000
**Hometown** Monroe, N.C.
**High School** Piedmont
**Major** Sports Communications
**Fun Fact** Father, Jonathan, played at Wingate University for current Special Assistant to the Head Coach Jeff Reynolds

## » 2022-23 GAME-BY-GAME

| OPPONENT | FG | PCT. | 3FG | PCT. | FT | PCT. | OR-DR-TOT | PF | A | TO | BLK | STL | PTS | MIN |
|---|---|---|---|---|---|---|---|---|---|---|---|---|---|---|
| * The Citadel | 6-12 | .500 | 1-5 | .200 | 6-9 | .667 | 3-10-13 | 1 | 2 | 3 | 0 | 3 | 19 | 38 |
| * at South Carolina | 4-11 | .364 | 2-5 | .400 | 0-1 | .000 | 0-4-4 | 4 | 2 | 3 | 0 | 1 | 10 | 27 |
| * USC Upstate | 4-11 | .364 | 0-4 | .000 | 0-0 | .000 | 5-7-12 | 1 | 3 | 0 | 0 | 0 | 8 | 37 |
| * Bellarmine | 3-9 | .333 | 3-5 | .600 | 2-2 | 1.000 | 2-8-10 | 0 | 1 | 0 | 1 | 2 | 11 | 35 |
| * Loyola Maryland | 4-10 | .400 | 2-5 | .400 | 4-4 | 1.000 | 3-6-9 | 1 | 2 | 2 | 0 | 1 | 14 | 18 |
| * vs. [25] Iowa | 4-11 | .364 | 3-5 | .600 | 2-2 | 1.000 | 3-5-8 | 3 | 2 | 0 | 0 | 1 | 13 | 37 |
| * vs. California | 4-8 | .500 | 2-4 | .500 | 4-4 | 1.000 | 0-5-5 | 3 | 0 | 1 | 0 | 1 | 14 | 28 |
| Penn State | | | | | | | | | | | | | | |
| Wake Forest | | | | | | | | | | | | | | |
| Towson | | | | | | | | | | | | | | |
| vs. Loyola Chicago | | | | | | | | | | | | | | |
| vs. Richmond | | | | | | | | | | | | | | |
| at Georgia Tech | | | | | | | | | | | | | | |
| NC State | | | | | | | | | | | | | | |
| at Virginia Tech | | | | | | | | | | | | | | |
| at Pittsburgh | | | | | | | | | | | | | | |
| Louisville | | | | | | | | | | | | | | |
| Duke | | | | | | | | | | | | | | |
| at Wake Forest | | | | | | | | | | | | | | |
| Virginia Tech | | | | | | | | | | | | | | |
| Georgia Tech | | | | | | | | | | | | | | |
| at Florida State | | | | | | | | | | | | | | |
| at Boston College | | | | | | | | | | | | | | |
| Miami (Fla.) | | | | | | | | | | | | | | |
| at North Carolina | | | | | | | | | | | | | | |
| Florida State | | | | | | | | | | | | | | |
| at Louisville | | | | | | | | | | | | | | |
| Syracuse | | | | | | | | | | | | | | |
| at NC State | | | | | | | | | | | | | | |
| at Virginia | | | | | | | | | | | | | | |
| Notre Dame | | | | | | | | | | | | | | |

* - Game Started; [] AP Ranking

**Head Coach Brad Brownell on Hunter Tyson:**
"He's playing like a senior, he's a mature guy, he understands what it takes, he wants to win, he wants to do well, he's been a tremendous kid to coach, he's developed through our program and does everything you ask. He wants to do so well; he wants to continue to lead. He's the leader of our team. He's leading every way possible, by example, by the way he approaches practice, the way he talks to our young guys. He's been a pleasure to coach this year."

## » NOTES

### TYSON'S SECOND DOUBLE-DOUBLE

- Hunter Tyson totaled his second career double-double in the season opening win over The Citadel.
- Tyson finished with 19 points and a career-high-tying 13 rebounds.
- Tyson nearly gave the Tigers three 20-point scorers in the same game since 2006.

### TYSON SUFFERS BROKEN CLAVICLE

- Hunter Tyson suffered a broken clavicle on Feb. 2, 2022 against Florida State.
- Tyson returned to play on March 2 against Georgia Tech.

### 100 CAREER GAMES

- Hunter Tyson played in his 100th career game on Saturday, Jan. 22 against Pitt.

### DOUBLE-DOUBLE TYSON

- Hunter Tyson finished off his first career double-double against South Carolina (Dec. 18).
- Tyson finished with 18 points and a career-high 13 rebounds. Of his 13 rebounds, a career-best six came on the offensive glass.

### TYSON CONSISTENT TO OPEN 21-22

- Hunter Tyson provided a steady array of production up and down the box score to help propel Clemson to a season-opening victory.
- The senior scored 14 points on seven shots, grabbed seven rebounds and added a steal.
- Tyson scored a season-high 20 points against Bryant in a 93-70 win. He finished 8-for-13 from the field.
- Tyson has posted 12 double-digit scoring games this season, while also collecting at least five rebounds in 14-of-20 games.
- He is shooting a career-best from the field (.470).

### TYSON'S LAST SIX TO END 20-21 SEASON

- Over his last six contests, Hunter Tyson averaged 11.4 points and 6.6 rebounds.
- He was 23-for-44 (.523) from the floor and 11-for-20 (.550) from 3-point range.
- Tyson was 10-for-13 from the foul line during that stretch.

### TYSON DRAWS THREE CHARGES

- Hunter Tyson drew three charges in a win over Pittsburgh (March 6, 2021).
- Three is one off of a Clemson record for a single game.

## » CAREER STATS

| | | | | Field Goals | | | 3-PT | | | | | | Rebounds | | | | | | | | | | | |
|---|---|---|---|---|---|---|---|---|---|---|---|---|---|---|---|---|---|---|---|---|---|---|---|---|
| Year | GP | GS | Min. | FG | FGA | Pct. | FG | FGA | Pct. | FT | FTA | Pct. | OR | DR | TOT | Avg. | PF | DQ | A | TO | Blk | Stl | Pts. | Avg. |
| 2018-19 | 31 | 0 | 258 | 16 | 63 | .254 | 11 | 47 | .234 | 6 | 9 | .667 | 6 | 26 | 32 | 1.0 | 18 | 0 | 12 | 6 | 8 | 2 | 49 | 1.6 |
| 2019-20 | 31 | 3 | 422 | 57 | 128 | .445 | 27 | 84 | .321 | 29 | 41 | .707 | 20 | 72 | 92 | 3.0 | 31 | 0 | 11 | 15 | 3 | 17 | 170 | 5.5 |
| 2020-21 | 19 | 12 | 320 | 47 | 101 | .465 | 22 | 51 | .431 | 27 | 35 | .771 | 12 | 67 | 79 | 4.2 | 28 | 0 | 6 | 17 | 6 | 9 | 143 | 7.5 |
| 2021-22 | 25 | 24 | 638 | 90 | 193 | .466 | 26 | 75 | .347 | 44 | 56 | .786 | 33 | 104 | 137 | 5.5 | 54 | 0 | 32 | 24 | 8 | 20 | 250 | 10.0 |
| 2022-23 | 7 | 7 | 221 | 29 | 72 | .403 | 13 | 33 | .394 | 18 | 22 | .818 | 16 | 45 | 61 | 8.7 | 13 | 0 | 12 | 9 | 1 | 9 | 89 | 12.7 |
| **TOTAL** | **113** | **46** | **1859** | **239** | **557** | **.429** | **99** | **290** | **.341** | **124** | **163** | **.761** | **87** | **314** | **401** | **3.5** | **144** | **0** | **73** | **71** | **26** | **57** | **701** | **6.2** |

## » TYSON NOTES

- Marc Campbell drew four against Georgia Tech in 1983-84.
- Both Bobby Conrad and Marvin Dickerson each drew four in the same game against North Carolina in 1978-79.

### CAREER NIGHT ON THE GLASS

- Hunter Tyson came away with a then-career-high 10 rebounds in a win over Wake Forest (Feb. 24, 2021).
- Two of his rebounds came on the offensive glass.
- He narrowly missed on his first career double-double, finishing with nine points and 10 rebounds.

### BIG GAME HUNTING

- Junior forward Hunter Tyson, a Monroe, N.C. native, scored all 16 of his points in the second half against North Carolina in a 63-50 convincing victory on Feb. 2, 2021.
- Tyson scored nine-straight points to end the game, including 11-of-the-last-13 for the Tigers.
- He finished 5-for-11 from the floor, 2-for-5 from three and a perfect 4-for-4 at the foul line. He grabbed four boards, while collecting two steals, one block and one assist.

### HOT START TO 2020-21 SEASON

- Tyson got off to a great start to the season, shooting 54.2 percent from the floor, 46.7 percent from three and 70.0 percent at the line through the first five games of the season.
- Tyson is also rebounding better than any point from earlier in his career, averaging 3.6 boards per game.
- Averaging 14.9 minutes per game, Tyson has provided a much needed boost in the starting lineup and off the bench.
- After missing five games due to injury and another three due to postponements, Tyson returned to the floor against Virginia.
- Tyson finished 3-for-5 from the floor, knocking in a triple, grabbing two rebounds and finishing with seven points in 18 minutes.

### TYSON IS KEY OFF TIGER BENCH

- Tyson started to put together solid outings for Clemson off of the bench during the 2019-20 season.
- The Monroe, N.C. native made it back-to-back double-digit scoring games off the bench for Clemson with 10 points in a loss at Georgia Tech.
- Tyson now has six double-digit scoring games last season for the Tigers.
- Tyson provided his fifth double-digit scoring game off the bench for the Tigers in a rout at Boston College (Feb. 22, 2020).
- Tyson was perfect from the floor in all aspects, 4-for-4 from the floor, including 1-for-1 from distance and finished 2-for-2 from the foul line.
- In what was a historic consecutive game stretch for the Tigers, Tyson has provided a boost off the bench.
- Tyson scored seven points in the Tigers' 79-72 victory over No. 3 Duke (Jan. 14, 2020). He finished 2-for-3 from the floor and 2-for-3 from 3-point land.
- In a historic program victory over North Carolina, Tyson knocked down a clutch 3-pointer a mere 13 seconds after checking into the game at the 1:55 mark to help close the gap in the final moments of regulation.
- Tyson has now posted his fourth double-digit scoring game of his career and of the season off the bench.
- Tyson scored 11 points against Yale (Dec. 22, 2019) to collect his fourth double-digit scoring game of his career.
- He also swiped four steals on the night - a new career-high and tied for the second-most in a single game this season with roommate John Newman III.

### 20-PIECE TYSON

- In just his second career start, Hunter Tyson enjoyed a career-best performance.
- Tyson scored a career-high 21 points on a career-best nine made field goals to help fuel a Tiger victory over Wake Forest (Jan. 21, 2020).
- Tyson was 9-for-13 from the floor and 2-for-5 from distance in the contest, scoring many of his buckets in traffic around the rim, including an emphatic fastbreak two-handed dunk.
- The Monroe, N.C. native grabbed five rebounds, including two on the offensive glass.

### TYSON'S 20-PIECE

- Hunter Tyson scored a career-high 20 points in an 87-65 victory over Detroit Mercy (Nov. 17, 2019).
- Tyson became the first Tiger to score 20 points off the bench since Marcquise Reed last season at South Carolina (Dec. 22, 2018).
- Tyson's damage came via the 3-point ball. He made a career-best five long balls on 10 attempts, while also connecting on a career-high seven made field goals.

# 10 BEN MIDDLEBROOKS

**So. | Forward | 6-10.5 | 242**
**Fort Lauderdale, Fla. | Westminster Academy**

## » CAREER HIGHS

| | | | |
|---|---|---|---|
| Points | 8 | at Boston College | 2/26/22 |
| Rebounds | 9 | at Boston College | 2/26/22 |
| Offensive Rebounds | 4 | at Boston College | 2/26/22 |
| Assists | 2 | 3x, last vs. Georgia Tech | 3/2/22 |
| Blocks | 2 | vs. Georgia Tech | 3/2/22 |
| Steals | 2 | 2x, last vs. Loyola Maryland | 11/21/22 |
| FG Made | 4 | at Boston College | 2/26/22 |
| 3FG Made | -- | -- | -- |
| FT Made | 2 | 2x, last vs. Charleston Southern | 11/26/21 |
| Minutes | 27 | at Boston College | 2/26/22 |

## » ABOUT BEN MIDDLEBROOKS

**Born** October 16, 2002
**Hometown** Fort Lauderdale, Fla.
**High School** Westminster Academy
**Major** Pre-Business
**Fun Fact** Sister Mackenzy played tennis at Clemson and graduated in 2021

## » 2022-23 GAME-BY-GAME

| OPPONENT | FG | PCT. | 3FG | PCT. | FT | PCT. | OR-DR-TOT | PF | A | TO | BLK | STL | PTS | MIN |
|---|---|---|---|---|---|---|---|---|---|---|---|---|---|---|
| * The Citadel | 0-0 | .000 | 0-0 | .000 | 0-0 | .000 | 0-1-1 | 1 | 0 | 0 | 0 | 1 | 0 | 9 |
| * at South Carolina | 1-3 | .333 | 0-0 | .000 | 0-2 | .000 | 1-1-2 | 0 | 0 | 0 | 1 | 2 | 2 | 10 |
| * USC Upstate | 0-0 | .000 | 0-0 | .000 | 1-2 | .500 | 0-1-1 | 1 | 1 | 1 | 0 | 0 | 1 | 7 |
| * Bellarmine | 2-3 | .667 | 0-0 | .000 | 0-0 | .000 | 2-1-3 | 4 | 0 | 0 | 0 | 0 | 4 | 9 |
| * Loyola Maryland | 0-2 | .000 | 0-0 | .000 | 0-0 | .000 | 1-2-3 | 1 | 0 | 1 | 1 | 2 | 0 | 10 |
| * vs. [25] Iowa | 1-2 | .500 | 0-1 | .000 | 0-0 | .000 | 1-2-3 | 2 | 0 | 0 | 0 | 0 | 2 | 11 |
| * vs. California | 3-4 | .750 | 0-0 | .000 | 0-0 | .000 | 1-7-8 | 3 | 1 | 1 | 1 | 0 | 6 | 21 |
| Penn State | | | | | | | | | | | | | | |
| Wake Forest | | | | | | | | | | | | | | |
| Towson | | | | | | | | | | | | | | |
| vs. Loyola Chicago | | | | | | | | | | | | | | |
| vs. Richmond | | | | | | | | | | | | | | |
| at Georgia Tech | | | | | | | | | | | | | | |
| NC State | | | | | | | | | | | | | | |
| at Virginia Tech | | | | | | | | | | | | | | |
| at Pittsburgh | | | | | | | | | | | | | | |
| Louisville | | | | | | | | | | | | | | |
| Duke | | | | | | | | | | | | | | |
| at Wake Forest | | | | | | | | | | | | | | |
| Virginia Tech | | | | | | | | | | | | | | |
| Georgia Tech | | | | | | | | | | | | | | |
| at Florida State | | | | | | | | | | | | | | |
| at Boston College | | | | | | | | | | | | | | |
| Miami (Fla.) | | | | | | | | | | | | | | |
| at North Carolina | | | | | | | | | | | | | | |
| Florida State | | | | | | | | | | | | | | |
| at Louisville | | | | | | | | | | | | | | |
| Syracuse | | | | | | | | | | | | | | |
| at NC State | | | | | | | | | | | | | | |
| at Virginia | | | | | | | | | | | | | | |
| Notre Dame | | | | | | | | | | | | | | |

* - Game Started; [] AP Ranking

## » NOTES

### MIDDLEBROOKS BREAKS OUT AT BC

- Ben Middlbrooks finished 4-for-6 from the field for a career-high eight points. He also finished with a career-best nine rebounds.
- Of his nine rebounds, four came on the offensive glass.
- The game marked his second career start. His first start came against Wake Forest (Feb. 23).

### BEFORE CLEMSON

- Middlebrooks is a 6-10, 232-pound frontcourt player who is rated as a four-star prospect, according to ESPN.
- As a senior at Westminster Academy, he averaged 20.5 points and 13.6 rebounds per game. During his junior year at Westminster Academy, he averaged 20.0 points and 13.0 rebounds per game.
- He was a member of Each 1 Teach 1 Elite basketball program and they reached the Elite Eight of the 2021 Nike EYBL Peach Jam. He finished second in rebounding during Peach Jam with 9.9 per game. He also tallied 7.7 points per contest.
- Middlebrooks chose Clemson over Florida, Auburn, Georgia, Ole Miss, Virginia Tech, Notre Dame and Dayton.

### PERSONAL

- Middlebrooks' sister, Mackenzy, was a member of Clemson's women's tennis program and graduated in 2021.

*"The Clemson Family certainly rings true with the Middlebrooks. I'm very happy that Ben chose to join his sister and become a Tiger," said Brownell. "Ben is a skilled, versatile big who moves very well for his size and rebounds the ball at a high level. He has a high motor and excels because of his skill level and high basketball IQ. His passion for Clemson was evident throughout the recruiting process and fans will see it in his play."*

## » CAREER STATS

| | | | | Field Goals | | | 3-PT | | | | | | | Rebounds | | | | | | | | | | |
|---|---|---|---|---|---|---|---|---|---|---|---|---|---|---|---|---|---|---|---|---|---|---|---|---|
| Year | GP | GS | Min. | FG | FGA | Pct. | FG | FGA | Pct. | FT | FTA | Pct. | OR | DR | TOT | Avg. | PF | DQ | A | TO | Blk | Stl | Pts. | Avg. |
| 2021-22 | 26 | 4 | 168 | 13 | 22 | .591 | 0 | 0 | .000 | 5 | 8 | .625 | 9 | 19 | 28 | 1.1 | 30 | 0 | 8 | 11 | 6 | 7 | 31 | 1.2 |
| 2022-23 | 7 | 7 | 77 | 7 | 14 | .500 | 0 | 1 | .000 | 1 | 4 | .250 | 6 | 15 | 21 | 3.0 | 12 | 0 | 2 | 3 | 3 | 5 | 15 | 2.1 |
| **TOTAL** | **33** | **11** | **246** | **20** | **36** | **.556** | **0** | **1** | **.000** | **6** | **12** | **.500** | **15** | **34** | **49** | **1.5** | **42** | **0** | **10** | **14** | **9** | **12** | **46** | **1.4** |

# 11 BREVIN GALLOWAY

**Gr. | Guard | 6-3 | 210**
**Anderson, S.C. | Seneca HS/Boston College**

## » CAREER HIGHS

| | | | |
|---|---|---|---|
| Points | 27 | vs. Marshall | 12/9/20 |
| Rebounds | 9 | vs. Presbyterian | 11/6/18 |
| Offensive Rebounds | 5 | vs. Presbyterian | 11/6/18 |
| Assists | 7 | at Georgia Tech | 3/5/22 |
| Blocks | 2 | vs. William & Mary | 2/6/20 |
| Steals | 6 | 2x, last vs. Drexel | 2/29/20 |
| FG Made | 10 | at Richmond | 12/14/19 |
| 3FG Made | 7 | vs. James Madison | 1/4/20 |
| FT Made | 7 | 2x, last vs. USC Upstate | 11/15/22 |
| Minutes | 47 | vs. Miami (Fla.) | 3/10/22 |

## » ABOUT BREVIN GALLOWAY

**Born** December 13, 1997
**Hometown** Anderson, S.C.
**High School** Seneca HS
**Major** Pre-Business
**Fun Fact** Brother, Braden, played tight end for Head Coach Dabo Swinney at Clemson and won a National Championship in 2018.

## » 2022-23 GAME-BY-GAME

| OPPONENT | FG | PCT. | 3FG | PCT. | FT | PCT. | OR-DR-TOT | PF | A | TO | BLK | STL | PTS | MIN |
|---|---|---|---|---|---|---|---|---|---|---|---|---|---|---|
| * The Citadel | 4-10 | .400 | 1-5 | .200 | 2-2 | 1.000 | 0-4-4 | 4 | 4 | 1 | 0 | 2 | 11 | 27 |
| * at South Carolina | 4-9 | .444 | 3-6 | .500 | 2-2 | 1.000 | 1-2-3 | 4 | 2 | 2 | 1 | 2 | 13 | 30 |
| * USC Upstate | 4-6 | .667 | 0-1 | .000 | 7-8 | .875 | 0-5-5 | 2 | 2 | 1 | 0 | 2 | 15 | 33 |
| * Bellarmine | 4-7 | .571 | 1-4 | .250 | 5-7 | .714 | 0-2-2 | 4 | 3 | 2 | 0 | 1 | 14 | 30 |
| * Loyola Maryland | 2-4 | .500 | 0-2 | .000 | 2-2 | 1.000 | 0-3-3 | 1 | 3 | 2 | 0 | 2 | 6 | 21 |
| * vs. [25] Iowa | 2-5 | .400 | 2-5 | .400 | 0-0 | .000 | 0-1-1 | 2 | 0 | 1 | 0 | 1 | 6 | 23 |
| * vs. California | 4-6 | .667 | 1-3 | .333 | 4-6 | .667 | 0-1-1 | 4 | 1 | 1 | 0 | 0 | 13 | 33 |
| Penn State | | | | | | | | | | | | | | |
| Wake Forest | | | | | | | | | | | | | | |
| Towson | | | | | | | | | | | | | | |
| vs. Loyola Chicago | | | | | | | | | | | | | | |
| vs. Richmond | | | | | | | | | | | | | | |
| at Georgia Tech | | | | | | | | | | | | | | |
| NC State | | | | | | | | | | | | | | |
| at Virginia Tech | | | | | | | | | | | | | | |
| at Pittsburgh | | | | | | | | | | | | | | |
| Louisville | | | | | | | | | | | | | | |
| Duke | | | | | | | | | | | | | | |
| at Wake Forest | | | | | | | | | | | | | | |
| Virginia Tech | | | | | | | | | | | | | | |
| Georgia Tech | | | | | | | | | | | | | | |
| at Florida State | | | | | | | | | | | | | | |
| at Boston College | | | | | | | | | | | | | | |
| Miami (Fla.) | | | | | | | | | | | | | | |
| at North Carolina | | | | | | | | | | | | | | |
| Florida State | | | | | | | | | | | | | | |
| at Louisville | | | | | | | | | | | | | | |
| Syracuse | | | | | | | | | | | | | | |
| at NC State | | | | | | | | | | | | | | |
| at Virginia | | | | | | | | | | | | | | |
| Notre Dame | | | | | | | | | | | | | | |

* - Game Started; [] AP Ranking

## » NOTES

### STRONG START FOR GALLOWAY

- Brevin Galloway returned home this offseason and has started each game thus far for the Tigers.
- Galloway is averaging 11.8 points per game and has reached double-figures in 4-out-of-5 contests.
- His season-high 15 points came in a win over USC Upstate (Nov. 15).
- Galloway is shooting 50.0 percent from the field this season and 85.7 percent from the foul line.

### BEFORE CLEMSON

- Transferred to Boston College prior to the 2021-22 season and played 25 games, including five starts for the Eagles.
- Averaged 8.3 points, 1.5 rebounds and 1.4 assists per game for the Eagles. He averaged 24.8 minutes per contest.
- Netted double-figure points nine times last season, including a season-high 18 points twice against Georgia Tech (Jan. 12, 2022) and Clemson (Jan. 15, 2022).
- Averaged 15.0 points, 3.0 rebounds, and 2.8 assists per game for the College of Charleston Cougars in 2020-21 before suffering a season-ending injury in mid-December.
- Was a 2020-21 preseason All-CAA selection
- Poured in a career-best 27 points, knocking down six 3-pointers, against Marshall on Dec. 9, 2020.
- Led CofC with 15 points in the season opener against North Carolina on Nov. 25, 2020
- As a junior in 2019-20, he was Charleston's second-leading scorer, at 11.3 points per game.
- Led the Cougars in steals (69) and earned a spot on the CAA's All-Defensive Team.
- Started 30 of 31 games and reached double-digits in the scoring column on 19 occasions.
- Posted an effective FG% of 55.0 and a true shooting percentage of 56.0, ranking among the best in the CAA.
- Since the 2018-19 season (68 games), he has scored in double figures 36 times, including four games with 20 or more points
- Has registered a 1.48:1 career assist/turnover ratio (97:66) and a 1.74 steal/turnover mark (115:66) – which ranks first among all active players nationally.
- His 4.5 steal percentage mark during the 2019-20 season ranked 14th nationally, per KenPom.com.
- Has made 139 career 3-pointers and is connecting from long-range at a 36.0% clip in his college career.

### PERSONAL

- Brother, Braden, played tight end for Head Coach Dabo Swinney at Clemson and won a National Championship at Clemson in 2018.

## » CAREER STATS

| | | | | Field Goals | | | 3-PT | | | | | | | Rebounds | | | | | | | | | | |
|---|---|---|---|---|---|---|---|---|---|---|---|---|---|---|---|---|---|---|---|---|---|---|---|---|
| Year | GP | GS | Min. | FG | FGA | Pct. | FG | FGA | Pct. | FT | FTA | Pct. | OR | DR | TOT | Avg. | PF | DQ | A | TO | Blk | Stl | Pts. | Avg. |
| 2017-18* | 7 | 0 | 30 | 1 | 6 | .167 | 1 | 6 | .167 | 0 | 0 | .000 | 0 | 6 | 6 | 0.9 | 3 | 0 | 1 | 0 | 0 | 0 | 3 | 0.4 |
| 2018-19* | 33 | 32 | 833 | 99 | 225 | .440 | 51 | 145 | .352 | 11 | 20 | .550 | 22 | 57 | 79 | 2.4 | 23 | 0 | 79 | 23 | 2 | 40 | 260 | 7.9 |
| 2019-20* | 31 | 30 | 924 | 123 | 296 | .416 | 74 | 204 | .363 | 31 | 48 | .646 | 18 | 64 | 82 | 2.6 | 69 | 1 | 55 | 36 | 9 | 69 | 351 | 11.3 |
| 2020-21* | 4 | 4 | 95 | 20 | 49 | .408 | 13 | 31 | .419 | 7 | 10 | .700 | 1 | 11 | 12 | 3.0 | 7 | 0 | 11 | 7 | 2 | 6 | 60 | 15.0 |
| 2021-22^ | 25 | 5 | 621 | 72 | 234 | .308 | 44 | 172 | .256 | 20 | 26 | .769 | 2 | 35 | 37 | 1.5 | 33 | 1 | 36 | 31 | 4 | 28 | 208 | 8.3 |
| 2022-23 | 7 | 7 | 198 | 24 | 47 | .511 | 8 | 26 | .308 | 22 | 27 | .815 | 1 | 18 | 19 | 2.7 | 21 | 0 | 15 | 10 | 1 | 10 | 78 | 11.1 |
| **TOTAL** | **106** | **78** | **2701** | **339** | **857** | **.396** | **191** | **584** | **.327** | **91** | **131** | **.695** | **44** | **191** | **235** | **2.2** | **176** | **2** | **149** | **107** | **19** | **153** | **960** | **9.0** |

** - at College of Charleston; ^ - at Boston College*

# 12 ALEX HEMENWAY

**Sr. | Guard | 6-4 | 195**
**Newburgh, Ind. | Castle**

## » CAREER HIGH

| | | | |
|---|---|---|---|
| Points | 18 | vs. USC Upstate | 11/15/22 |
| Rebounds | 6 | vs. California | 11/26/22 |
| Assists | 2 | 6x, last vs. California | 11/26/22 |
| Steals | 2 | vs. Drake | 12/11/21 |
| Blocks | 1 | 2x, last at South Carolina | 11/11/22 |
| FG Made | 7 | vs. USC Upstate | 11/15/22 |
| 3FG Made | 5 | at Wake Forest | 2/24/21 |
| FT Made | 5 | at Georgia Tech | 2/5/22 |
| Minutes | 35 | vs. The Citadel | 11/7/22 |

## » ABOUT ALEX HEMENWAY

**Born** June 17, 2001
**Hometown** Newburgh, Ind.
**High School** Castle
**Major** Sports Communications
**Fun Fact** His dad played high school soccer with Head Coach Brad Brownell

## » 2022-23 GAME-BY-GAME

| OPPONENT | FG | PCT. | 3FG | PCT. | FT | PCT. | OR-DR-TOT | PF | A | TO | BLK | STL | PTS | MIN |
|---|---|---|---|---|---|---|---|---|---|---|---|---|---|---|
| * The Citadel | 3-9 | .333 | 1-6 | .167 | 0-0 | .000 | 0-3-3 | 2 | 1 | 2 | 0 | 1 | 7 | 35 |
| * at South Carolina | 1-2 | .500 | 1-1 | 1.000 | 0-0 | .000 | 0-3-3 | 2 | 2 | 2 | 1 | 0 | 3 | 32 |
| * USC Upstate | 7-9 | .778 | 4-6 | .667 | 0-0 | .000 | 0-1-1 | 3 | 2 | 0 | 0 | 1 | 18 | 26 |
| * Bellarmine | 3-9 | .333 | 3-9 | .333 | 0-0 | .000 | 0-0-0 | 4 | 0 | 1 | 0 | 0 | 9 | 34 |
| * Loyola Maryland | 5-5 | 1.000 | 3-3 | 1.000 | 0-0 | .000 | 1-3-4 | 1 | 2 | 0 | 0 | 1 | 13 | 28 |
| * vs. [25] Iowa | 2-8 | .250 | 1-5 | .200 | 2-3 | .667 | 0-2-2 | 4 | 2 | 1 | 0 | 1 | 7 | 31 |
| * vs. California | 1-2 | .500 | 1-2 | .500 | 4-4 | 1.000 | 1-5-6 | 2 | 2 | 0 | 0 | 0 | 7 | 34 |
| Penn State | | | | | | | | | | | | | | |
| Wake Forest | | | | | | | | | | | | | | |
| Towson | | | | | | | | | | | | | | |
| vs. Loyola Chicago | | | | | | | | | | | | | | |
| vs. Richmond | | | | | | | | | | | | | | |
| at Georgia Tech | | | | | | | | | | | | | | |
| NC State | | | | | | | | | | | | | | |
| at Virginia Tech | | | | | | | | | | | | | | |
| at Pittsburgh | | | | | | | | | | | | | | |
| Louisville | | | | | | | | | | | | | | |
| Duke | | | | | | | | | | | | | | |
| at Wake Forest | | | | | | | | | | | | | | |
| Virginia Tech | | | | | | | | | | | | | | |
| Georgia Tech | | | | | | | | | | | | | | |
| at Florida State | | | | | | | | | | | | | | |
| at Boston College | | | | | | | | | | | | | | |
| Miami (Fla.) | | | | | | | | | | | | | | |
| at North Carolina | | | | | | | | | | | | | | |
| Florida State | | | | | | | | | | | | | | |
| at Louisville | | | | | | | | | | | | | | |
| Syracuse | | | | | | | | | | | | | | |
| at NC State | | | | | | | | | | | | | | |
| at Virginia | | | | | | | | | | | | | | |
| Notre Dame | | | | | | | | | | | | | | |

* - Game Started; [] AP Ranking

## » NOTES

### CAREER NIGHT FOR HEMENWAY

- Alex Hemenway scored a career-high 18 points on 7-of-9 shooting from the field in a 81-70 win over USC Upstate (Nov. 15).
- The points and field goals made were career highs for Hemenway, while he knocked down four of his six 3-point attempts.

### HEMENWAY STAYS HOT VS. MIAMI (OHIO)

- Alex Hemenway scored a then-career-high-tying 17 points off the bench against Miami (Ohio) (Dec. 14, 2021).
- Hemenway was a perfect 3-for-3 from beyond the arc, including a four-point play. The first for the Tigers since Shelton Mitchell in 2019.
- Hemenway was 22-for-46 in 10 games (Dec. 11 to Jan. 25), including 18-for-38 from three and 8-for-11 at the free throw line.

### CLEMSON 4-POINT PLAYS

- Alex Hemenway successfully completed a four-point play against Miami (Ohio) (Dec. 14, 2021).
- Hemenway came around a screen and knocked down a triple with contact at the 8:32 mark and made the subsequent free throw.
- It was Clemson's first four-point play since Shelton Mitchell completed one on Feb. 20, 2019 against Florida State. Mitchell did it in the first half at the 6:45 mark.
- Hemenway did have a massive four-point play prior to his freshman season at the 2019 World University Games.
- In the United States' first game of pool play against Finland with the score knotted at 63-all and 44 seconds remaining, Hemenway knocked down a deep 3-pointer while being fouled and completed the play. It capped an 10-0 scoring run (trailed 57-63).
- It gave the United States a 67-63 advantage and it would eventually win 69-65 en route to a gold medal.

### HEMENWAY DROPS FOUR TRIPLES VS. DRAKE

- Alex Hemenway scored 12 points on 4-for-6 shooting, all from beyond the arc against Drake (Dec. 11, 2021).
- Hemenway's four threes were a season-high and his 26 minutes played was a career-best. He also added three rebounds, two assists and career-high two steals.

### HEMENWAY BREAKS OUT OFFENSIVELY

- Alex Hemenway scored a career-high 17 points in a 60-39 win over Wake Forest (Feb. 24, 2021).
- Hemenway scored the career-high in points off a

## » CAREER STATS

| | | | | Field Goals | | | 3-PT | | | | | | Rebounds | | | | | | | | | | | |
|---|---|---|---|---|---|---|---|---|---|---|---|---|---|---|---|---|---|---|---|---|---|---|---|---|
| Year | GP | GS | Min. | FG | FGA | Pct. | FG | FGA | Pct. | FT | FTA | Pct. | OR | DR | TOT | Avg. | PF | DQ | A | TO | Blk | Stl | Pts. | Avg. |
| 2019-20 | 15 | 0 | 183 | 25 | 50 | .500 | 20 | 42 | .476 | 2 | 2 | 1.000 | 3 | 10 | 13 | 0.9 | 12 | 0 | 6 | 6 | 0 | 0 | 72 | 4.8 |
| 2020-21 | 24 | 11 | 376 | 36 | 86 | .419 | 24 | 62 | .387 | 16 | 18 | .889 | 0 | 31 | 31 | 1.3 | 33 | 0 | 14 | 19 | 2 | 9 | 112 | 4.7 |
| 2021-22 | 31 | 2 | 454 | 50 | 121 | .413 | 39 | 96 | .406 | 22 | 31 | .710 | 6 | 35 | 41 | 1.3 | 40 | 0 | 10 | 10 | 0 | 7 | 161 | 5.2 |
| 2022-23 | 7 | 7 | 220 | 22 | 44 | .500 | 14 | 32 | .438 | 6 | 7 | .857 | 2 | 17 | 19 | 2.7 | 18 | 0 | 11 | 6 | 1 | 4 | 64 | 9.1 |
| **TOTAL** | **77** | **20** | **1233** | **133** | **301** | **.442** | **97** | **232** | **.418** | **46** | **58** | **.793** | **11** | **93** | **104** | **1.4** | **103** | **0** | **41** | **41** | **3** | **20** | **409** | **5.3** |

career-best six made field goals and five made 3-pointers.

### FIRST CAREER START ON SOUTH BEACH

- Alex Hemenway earned his first career start against Miami (Jan. 2, 2021).
- Hemenway finished 3-for-6 from the field, including 2-of-4 from downtown in the contest, while playing 16 minutes.
- The Indiana sharpshooter also tallied his first career block, preventing a layup.

### THREE-POINT ASSASSIN

- After overcoming a severe high ankle sprain during his freshman season, Alex Hemenway became the most dangerous long range shooter for Clemson.
- Hemenway is 97-for-232 in his career (.418) from 3-point range, which currently places him fifth all-time in Clemson history. There is obviously much more basketball ahead, but important to recognize his ability and contribution from behind the arc to this point.

### THREE-POINT FIELD GOAL PERCENTAGE LEADERS IN CLEMSON HISTORY (Min. 50 Attempts)

| Rk | Name | Yrs | Years | FGM | FGA | Pct. |
|---|---|---|---|---|---|---|
| 1. | Michael Tait | 2 | 1985-87 | 70 | 136 | .515 |
| 2. | Marc Campbell | 4 | 1980-84 | 37 | 73 | .507 |
| 3. | Anthony Jenkins | 4 | 1982-87 | 91 | 199 | .457 |
| 4. | Michael Brown | 1 | 1986-87 | 34 | 76 | .447 |
| **5.** | **Alex Hemenway** | **3** | **2019-Pres.** | **97** | **232** | **.418** |
| 6. | Chris Whitney | 2 | 1991-93 | 167 | 404 | .413 |
| 7. | Terrence Oglesby | 2 | 2007-09 | 177 | 448 | .395 |
| 8. | Avry Holmes | 2 | 2015-17 | 119 | 306 | .389 |
| 9. | Bruce Martin | 4 | 1991-95 | 129 | 336 | .384 |
| 10. | K.C. Rivers | 4 | 2005-09 | 281 | 729 | .385 |

### HEMENWAY'S CAREER NIGHT IN 2020

- Hemenway played a career-high 19 minutes off the Tiger bench against Notre Dame (Feb. 9, 2020) and provided a much needed offensive spark.
- Hemenway scored a career-high 16 points on 5-of-8 made field goals. The five made field goals were a career-best.
- Of those five made field goals, four were from 3-point land - another career-best.

### BEFORE CLEMSON

- Came to Clemson as a three-star prospect.
- Ranked No. 10 in the state of Indiana
- Averaged 21.0 points, 5.0 rebounds and 4.0 assists per game as a junior last season at Castle High School
- Chose Clemson over Nebraska, Creighton, DePaul and Belmont

### HIGH SCHOOL ACCOLADES

- Indiana Jr. All-Star – May 2018
- Castle Basketball 1,000 Point Club – February 2018
- SIAC All-Conference First Team – 2017-18
- IBCA Supreme 15 – 2017-18
- SIAC All-Conference First Team – 2016-17
- IBCA Supreme 15 – 2016-17

# 13 CHAUNCEY GIBSON

**Fr. | Guard | 6-5 | 188**
**Dallas, Texas | Kimball**

## » CAREER HIGHS

| |
|---|
| Points |
| Rebounds |
| Offensive Rebounds |
| Assists |
| Steals |
| Blocks |
| FG Made |
| 3FG Made |
| FT Made |
| Minutes |

## » ABOUT CHAUNCEY GIBSON

**Born** July 20, 2004
**Hometown** Dallas, Texas
**High School** Kimball High School
**Major** Parks, Recreation, Tourism Management
**Fun Fact** Just the second player in program history to join the program from the state of Texas (Elijah Thomas).

## » 2022-23 GAME-BY-GAME

| OPPONENT | FG | PCT. | 3FG | PCT. | FT | PCT. | OR-DR-TOT | PF | A | TO | BLK | STL | PTS | MIN |
|---|---|---|---|---|---|---|---|---|---|---|---|---|---|---|
| The Citadel | DNP | | | | | | | | | | | | | |
| at South Carolina | DNP | | | | | | | | | | | | | |
| USC Upstate | DNP | | | | | | | | | | | | | |
| Bellarmine | DNP | | | | | | | | | | | | | |
| Loyola Maryland | DNP | | | | | | | | | | | | | |
| vs. [25] Iowa | DNP | | | | | | | | | | | | | |
| vs. California | DNP | | | | | | | | | | | | | |
| Penn State | | | | | | | | | | | | | | |
| Wake Forest | | | | | | | | | | | | | | |
| Towson | | | | | | | | | | | | | | |
| vs. Loyola Chicago | | | | | | | | | | | | | | |
| vs. Richmond | | | | | | | | | | | | | | |
| at Georgia Tech | | | | | | | | | | | | | | |
| NC State | | | | | | | | | | | | | | |
| at Virginia Tech | | | | | | | | | | | | | | |
| at Pittsburgh | | | | | | | | | | | | | | |
| Louisville | | | | | | | | | | | | | | |
| Duke | | | | | | | | | | | | | | |
| at Wake Forest | | | | | | | | | | | | | | |
| Virginia Tech | | | | | | | | | | | | | | |
| Georgia Tech | | | | | | | | | | | | | | |
| at Florida State | | | | | | | | | | | | | | |
| at Boston College | | | | | | | | | | | | | | |
| Miami (Fla.) | | | | | | | | | | | | | | |
| at North Carolina | | | | | | | | | | | | | | |
| Florida State | | | | | | | | | | | | | | |
| at Louisville | | | | | | | | | | | | | | |
| Syracuse | | | | | | | | | | | | | | |
| at NC State | | | | | | | | | | | | | | |
| at Virginia | | | | | | | | | | | | | | |
| Notre Dame | | | | | | | | | | | | | | |

* - Game Started; [] AP Ranking

## » NOTES

### REDSHIRTING 2022-23 SEASON

- It was officially announced on Nov. 2, 2022 that Chauncey Gibson would redshirt the 2022-23 season.
- Gibson will be a crucial addition to the Clemson scout team this season as he develops on the court and in the weight room.

### BEFORE CLEMSON

- Gibson is a 6-5, 190-pound combo guard from Dallas, Texas and is rated as a three-star prospect by 247Sports and Rivals.
- Gibson averaged 17.6 points, 7.0 rebounds and 5.0 assists per game last season for Kimball High School.
- Gibson is listed as the No. 23 player in the state of Texas by Blue Zurtuche and Texas Basketball Review.
- He chose Clemson over SMU, Old Dominion and Texas Tech.

*"Chauncey gives us the element of a bigger guard who has a good feel for the game," said Brownell. "He shoots the ball well with deep range and we're excited to add his all-around game to our backcourt."*

## » CAREER STATS

| | | | | Field Goals | | | 3-PT | | | | | | Rebounds | | | | | | | | | | | |
|---|---|---|---|---|---|---|---|---|---|---|---|---|---|---|---|---|---|---|---|---|---|---|---|---|
| Year | GP | GS | Min. | FG | FGA | Pct. | FG | FGA | Pct. | FT | FTA | Pct. | OR | DR | TOT | Avg. | PF | DQ | A | TO | Blk | Stl | Pts. | Avg. |
| 2022-23 | | | | | | | | | | | | | | | | | | | | | | | | |
| **TOTAL** | | | | | | | | | | | | | | | | | | | | | | | | |

# 14 DEVIN FOSTER

Sr. | Forward | 6-2 | 182
Canton, Mass. | Canton

## » CAREER HIGHS

| | | | |
|---|---|---|---|
| Points | -- | -- | -- |
| Rebounds | 1 | 2x, last vs. Loyola Maryland | 11/21/22 |
| Assists | -- | -- | -- |
| Steals | -- | -- | -- |
| FG Made | -- | -- | -- |
| 3FG Made | -- | -- | -- |
| FT Made | -- | -- | -- |
| Minutes | 2 | vs. Charleston Southern | 11/26/21 |

## » ABOUT DEVIN FOSTER

**Born** April 7, 2001
**Hometown** Canton, Mass.
**High School** Canton
**Major** Financial Management
**Fun Fact** Just the fifth Clemson manager to be elevated to the active roster in school history.

## » 2022-23 GAME-BY-GAME

| OPPONENT | FG | PCT. | 3FG | PCT. | FT | PCT. | OR-DR-TOT | PF | A | TO | BLK | STL | PTS | MIN |
|---|---|---|---|---|---|---|---|---|---|---|---|---|---|---|
| The Citadel | DNP | | | | | | | | | | | | | |
| at South Carolina | DNP | | | | | | | | | | | | | |
| USC Upstate | DNP | | | | | | | | | | | | | |
| Bellarmine | DNP | | | | | | | | | | | | | |
| Loyola Maryland | 0-0 | .000 | 0-0 | .000 | 0-0 | .000 | 0-1-1 | 0 | 0 | 0 | 0 | 0 | 0 | 1 |
| vs. [25] Iowa | DNP | | | | | | | | | | | | | |
| vs. California | DNP | | | | | | | | | | | | | |
| Penn State | | | | | | | | | | | | | | |
| Wake Forest | | | | | | | | | | | | | | |
| Towson | | | | | | | | | | | | | | |
| vs. Loyola Chicago | | | | | | | | | | | | | | |
| vs. Richmond | | | | | | | | | | | | | | |
| at Georgia Tech | | | | | | | | | | | | | | |
| NC State | | | | | | | | | | | | | | |
| at Virginia Tech | | | | | | | | | | | | | | |
| at Pittsburgh | | | | | | | | | | | | | | |
| Louisville | | | | | | | | | | | | | | |
| Duke | | | | | | | | | | | | | | |
| at Wake Forest | | | | | | | | | | | | | | |
| Virginia Tech | | | | | | | | | | | | | | |
| Georgia Tech | | | | | | | | | | | | | | |
| at Florida State | | | | | | | | | | | | | | |
| at Boston College | | | | | | | | | | | | | | |
| Miami (Fla.) | | | | | | | | | | | | | | |
| at North Carolina | | | | | | | | | | | | | | |
| Florida State | | | | | | | | | | | | | | |
| at Louisville | | | | | | | | | | | | | | |
| Syracuse | | | | | | | | | | | | | | |
| at NC State | | | | | | | | | | | | | | |
| at Virginia | | | | | | | | | | | | | | |
| Notre Dame | | | | | | | | | | | | | | |

* - Game Started; [] AP Ranking

## » NOTES

### FROM MANAGER TO PLAYER

- Clemson basketball student manager Devin Foster was elevated to the active roster during the 2021 offseason with fellow teammate Jack Nauseef.
- This isn't something unfamiliar to head coach Brad Brownell, who, in 2019, elevated a then-manager Wells Hoag (2019-21) to the active roster.
- He also elevated Riley McGillan in 2014. McGillan played 20 games through his Tiger career, scoring 11 points.
- McGillan later served as a graduate assistant in Clemson's program and is now the director of operations at Longwood University for men's basketball.
- Prior to Hoag and McGillan, the last managers to play in a game were Dennis Hopf (1988-89) and Edward Bynum (1984-85).
- The most points scored by a walk-on in a career is 33 by Jeff Holstein (1985-87) in 34 career games. He also recorded 32 rebounds.

### PROMOTED MANAGERS CAREER STATS

| Name | Years | GP | FG | 3FG | FT | Reb | Pts |
|---|---|---|---|---|---|---|---|
| Dan Nauseef | 2021-pres. | 3 | 0-0 | 0-0 | 0-0 | 1 | 0 |
| Jack Nauseef | 2021-pres. | 7 | 0-4 | 0-3 | 0-0 | 0 | 0 |
| Devin Foster | 2021-pres. | 7 | 0-1 | 0-1 | 0-0 | 2 | 0 |
| Wells Hoag | 2019-21 | 10 | 2-7 | 1-4 | 0-0 | 2 | 5 |
| Riley McGillan | 2014-17 | 20 | 4-14 | 2-12 | 1-2 | 2 | 11 |
| Dennis Hopf | 1988-89 | 1 | 0-1 | 0-0 | 0-0 | 0 | 0 |
| Edward Bynum | 1984-85 | 9 | 3-7 | 0-0 | 4-12 | 9 | 10 |

### BEFORE CLEMSON

- 2019 Mr. Basketball in Massachusetts
- All-time leading scorer at Canton High School (1,306 points)
- Averaged 21.0 points per game in high school Hockomock League MVP

## » CAREER STATS

| | | | | Field Goals | | | 3-PT | | | | | | Rebounds | | | | | | | | | | | |
|---|---|---|---|---|---|---|---|---|---|---|---|---|---|---|---|---|---|---|---|---|---|---|---|---|
| Year | GP | GS | Min. | FG | FGA | Pct. | FG | FGA | Pct. | FT | FTA | Pct. | OR | DR | TOT | Avg. | PF | DQ | A | TO | Blk | Stl | Pts. | Avg. |
| 2021-22 | 6 | 0 | 8 | 0 | 1 | .000 | 0 | 1 | .000 | 0 | 0 | .000 | 0 | 1 | 1 | 0.2 | 0 | 0 | 0 | 2 | 0 | 0 | 0 | 0.0 |
| 2022-23 | 1 | 0 | 1 | 0 | 0 | .000 | 0 | 0 | .000 | 0 | 0 | .000 | 0 | 1 | 1 | 1.0 | 0 | 0 | 0 | 0 | 0 | 0 | 0 | 0.0 |
| **TOTAL** | **7** | **0** | **9** | **0** | **1** | **.000** | **0** | **1** | **.000** | **0** | **0** | **.000** | **0** | **2** | **2** | **0.3** | **0** | **0** | **0** | **2** | **0** | **0** | **0** | **0.0** |

# 15 JACK NAUSEEF

**Sr. | Guard | 6-1 | 163**
**Dayton, Ohio | Chaminade Julienne Catholic**

## » CAREER HIGHS

| | | | |
|---|---|---|---|
| Points | -- | -- | -- |
| Rebounds | -- | -- | -- |
| Assists | -- | -- | -- |
| Steals | -- | -- | -- |
| FG Made | -- | -- | -- |
| 3FG Made | -- | -- | -- |
| FT Made | -- | -- | -- |
| Minutes | 2 | vs. Charleston Southern | 11/26/21- |

## » ABOUT JACK NAUSEEF

**Born** May 24, 2000
**Hometown** Dayton, Ohio
**High School** Chaminade Julienne Catholic
**Major** Pre-Business
**Fun Fact** Just the sixth Clemson manager to be elevated to the active roster in school history; brother Daniel is also a walk on.

## » 2022-23 GAME-BY-GAME

| OPPONENT | FG | PCT. | 3FG | PCT. | FT | PCT. | OR-DR-TOT | PF | A | TO | BLK | STL | PTS | MIN |
|---|---|---|---|---|---|---|---|---|---|---|---|---|---|---|
| The Citadel | DNP | | | | | | | | | | | | | |
| at South Carolina | DNP | | | | | | | | | | | | | |
| USC Upstate | DNP | | | | | | | | | | | | | |
| Bellarmine | DNP | | | | | | | | | | | | | |
| Loyola Maryland | 0-1 | .000 | 0-1 | .000 | 0-0 | .000 | 0-0-0 | 0 | 0 | 0 | 0 | 0 | 0 | 1 |
| vs. [25] Iowa | DNP | | | | | | | | | | | | | |
| vs. California | DNP | | | | | | | | | | | | | |
| Penn State | | | | | | | | | | | | | | |
| Wake Forest | | | | | | | | | | | | | | |
| Towson | | | | | | | | | | | | | | |
| vs. Loyola Chicago | | | | | | | | | | | | | | |
| vs. Richmond | | | | | | | | | | | | | | |
| at Georgia Tech | | | | | | | | | | | | | | |
| NC State | | | | | | | | | | | | | | |
| at Virginia Tech | | | | | | | | | | | | | | |
| at Pittsburgh | | | | | | | | | | | | | | |
| Louisville | | | | | | | | | | | | | | |
| Duke | | | | | | | | | | | | | | |
| at Wake Forest | | | | | | | | | | | | | | |
| Virginia Tech | | | | | | | | | | | | | | |
| Georgia Tech | | | | | | | | | | | | | | |
| at Florida State | | | | | | | | | | | | | | |
| at Boston College | | | | | | | | | | | | | | |
| Miami (Fla.) | | | | | | | | | | | | | | |
| at North Carolina | | | | | | | | | | | | | | |
| Florida State | | | | | | | | | | | | | | |
| at Louisville | | | | | | | | | | | | | | |
| Syracuse | | | | | | | | | | | | | | |
| at NC State | | | | | | | | | | | | | | |
| at Virginia | | | | | | | | | | | | | | |
| Notre Dame | | | | | | | | | | | | | | |

* - Game Started; [] AP Ranking

## » NOTES

### FROM MANAGER TO PLAYER

- Clemson basketball student manager Jack Nauseef was elevated to the active roster during the 2021 offseason with fellow teammate Devin Foster.
- This isn't something unfamiliar to head coach Brad Brownell, who, in 2019, elevated a then-manager Wells Hoag (2019-21) to the active roster.
- He also elevated Riley McGillan in 2014. McGillan played 20 games through his Tiger career, scoring 11 points.
- McGillan later served as a graduate assistant in Clemson's program and is now the director of operations at Longwood University for men's basketball.
- Prior to Hoag and McGillan, the last managers to play in a game were Dennis Hopf (1988-89) and Edward Bynum (1984-85).
- The most points scored by a walk-on in a career is 33 by Jeff Holstein (1985-87) in 34 career games. He also recorded 32 rebounds.

### PROMOTED MANAGERS CAREER STATS

| Name | Years | GP | FG | 3FG | FT | Reb | Pts |
|---|---|---|---|---|---|---|---|
| Dan Nauseef | 2021-pres. | 3 | 0-0 | 0-0 | 0-0 | 1 | 0 |
| Jack Nauseef | 2021-pres. | 7 | 0-4 | 0-3 | 0-0 | 0 | 0 |
| Devin Foster | 2021-pres. | 7 | 0-1 | 0-1 | 0-0 | 2 | 0 |
| Wells Hoag | 2019-21 | 10 | 2-7 | 1-4 | 0-0 | 2 | 5 |
| Riley McGillan | 2014-17 | 20 | 4-14 | 2-12 | 1-2 | 2 | 11 |
| Dennis Hopf | 1988-89 | 1 | 0-1 | 0-0 | 0-0 | 0 | 0 |
| Edward Bynum | 1984-85 | 9 | 3-7 | 0-0 | 4-12 | 9 | 10 |

### BEFORE CLEMSON

- Served as a team captain.
- Two-year varsity starter.
- Two-time All-Conference in the Greater Catholic League (GCL).
- All-District Team.

## » CAREER STATS

| | | | | Field Goals | | | 3-PT | | | | | | Rebounds | | | | | | | | | | | |
|---|---|---|---|---|---|---|---|---|---|---|---|---|---|---|---|---|---|---|---|---|---|---|---|---|
| Year | GP | GS | Min. | FG | FGA | Pct. | FG | FGA | Pct. | FT | FTA | Pct. | OR | DR | TOT | Avg. | PF | DQ | A | TO | Blk | Stl | Pts. | Avg. |
| 2021-22 | 5 | 0 | 6 | 0 | 3 | .000 | 0 | 2 | .000 | 0 | 0 | .000 | 0 | 0 | 0 | 0.0 | 1 | 0 | 0 | 0 | 0 | 0 | 0 | 0.0 |
| 2022-23 | 1 | 0 | 1 | 0 | 1 | .000 | 0 | 1 | .000 | 0 | 0 | .000 | 0 | 0 | 0 | 0.0 | 0 | 0 | 0 | 0 | 0 | 0 | 0 | 0.0 |
| **TOTAL** | **6** | **0** | **7** | **0** | **4** | **.000** | **0** | **3** | **.000** | **0** | **0** | **.000** | **0** | **0** | **0** | **0.0** | **1** | **0** | **0** | **0** | **0** | **0** | **0** | **0.0** |

# 20 MATT KELLY

So. | Guard | 6-1 | 172
Charleston, S.C. | Porter-Gaud

## » CAREER HIGHS

| | | | |
|---|---|---|---|
| Points | | | |
| Rebounds | | | |
| Offensive Rebounds | | | |
| Assists | | | |
| Steals | | | |
| Blocks | | | |
| FG Made | | | |
| 3FG Made | | | |
| FT Made | | | |
| Minutes | 1 | vs. Loyola Maryland | 11/21/22 |

## » ABOUT MATT KELLY

**Born** August 1, 2002
**Hometown** Charleston, S.C.
**High School** Porter-Gaud High School
**Major** History

## » 2022-23 GAME-BY-GAME

| OPPONENT | FG | PCT. | 3FG | PCT. | FT | PCT. | OR-DR-TOT | PF | A | TO | BLK | STL | PTS | MIN |
|---|---|---|---|---|---|---|---|---|---|---|---|---|---|---|
| The Citadel | DNP | | | | | | | | | | | | | |
| at South Carolina | DNP | | | | | | | | | | | | | |
| USC Upstate | DNP | | | | | | | | | | | | | |
| Bellarmine | DNP | | | | | | | | | | | | | |
| Loyola Maryland | 0-0 | .000 | 0-0 | .000 | 0-0 | .000 | 0-0-0 | 0 | 0 | 0 | 0 | 0 | 0 | 1 |
| vs. [25] Iowa | DNP | | | | | | | | | | | | | |
| vs. California | DNP | | | | | | | | | | | | | |
| Penn State | | | | | | | | | | | | | | |
| Wake Forest | | | | | | | | | | | | | | |
| Towson | | | | | | | | | | | | | | |
| vs. Loyola Chicago | | | | | | | | | | | | | | |
| vs. Richmond | | | | | | | | | | | | | | |
| at Georgia Tech | | | | | | | | | | | | | | |
| NC State | | | | | | | | | | | | | | |
| at Virginia Tech | | | | | | | | | | | | | | |
| at Pittsburgh | | | | | | | | | | | | | | |
| Louisville | | | | | | | | | | | | | | |
| Duke | | | | | | | | | | | | | | |
| at Wake Forest | | | | | | | | | | | | | | |
| Virginia Tech | | | | | | | | | | | | | | |
| Georgia Tech | | | | | | | | | | | | | | |
| at Florida State | | | | | | | | | | | | | | |
| at Boston College | | | | | | | | | | | | | | |
| Miami (Fla.) | | | | | | | | | | | | | | |
| at North Carolina | | | | | | | | | | | | | | |
| Florida State | | | | | | | | | | | | | | |
| at Louisville | | | | | | | | | | | | | | |
| Syracuse | | | | | | | | | | | | | | |
| at NC State | | | | | | | | | | | | | | |
| at Virginia | | | | | | | | | | | | | | |
| Notre Dame | | | | | | | | | | | | | | |

* - Game Started; [] AP Ranking

## » NOTES

### BEFORE CLEMSON

» Attended Porter-Gaud High School and lettered in both football and basketball.
» First year in the basketball program as a walk on.

## » CAREER STATS

| | | | | Field Goals | | | 3-PT | | | | | | Rebounds | | | | | | | | | | | |
|---|---|---|---|---|---|---|---|---|---|---|---|---|---|---|---|---|---|---|---|---|---|---|---|---|
| Year | GP | GS | Min. | FG | FGA | Pct. | FG | FGA | Pct. | FT | FTA | Pct. | OR | DR | TOT | Avg. | PF | DQ | A | TO | Blk | Stl | Pts. | Avg. |
| 2022-23 | 1 | 0 | 1 | 0 | 0 | .000 | 0 | 0 | .000 | 0 | 0 | .000 | 0 | 0 | 0 | 0.0 | 0 | 0 | 0 | 0 | 0 | 0 | 0 | 0.0 |
| **TOTAL** | **1** | **0** | **1** | **0** | **0** | **.000** | **0** | **0** | **.000** | **0** | **0** | **.000** | **0** | **0** | **0** | **0.0** | **0** | **0** | **0** | **0** | **0** | **0** | **0** | **0.0** |

# 21 CHAUNCEY WIGGINS

Fr. | Forward | 6-10 | 205
Grayson, Ga. | Grayson

## » CAREER HIGHS

| | | | |
|---|---|---|---|
| Points | 7 | vs. Loyola Maryland | 11/21/22 |
| Rebounds | 2 | vs. Loyola Maryland | 11/21/22 |
| Offensive Rebounds | | | |
| Assists | 1 | vs. Bellarmine | 11/18/22 |
| Steals | 1 | vs. Loyola Maryland | 11/21/22 |
| Blocks | 1 | vs. Loyola Maryland | 11/21/22 |
| FG Made | 3 | vs. Loyola Maryland | 11/21/22 |
| 3FG Made | 1 | vs. Loyola Maryland | 11/21/22 |
| FT Made | | | |
| Minutes | 12 | vs. Loyola Maryland | 11/21/22 |

## » ABOUT CHAUNCEY WIGGINS

**Born** February 7, 2004
**Hometown** Grayson, Ga.
**High School** Grayson High School
**Major** Parks, Recreation, Tourism Management

## » 2022-23 GAME-BY-GAME

| OPPONENT | FG | PCT. | 3FG | PCT. | FT | PCT. | OR-DR-TOT | PF | A | TO | BLK | STL | PTS | MIN |
|---|---|---|---|---|---|---|---|---|---|---|---|---|---|---|
| The Citadel | DNP | | | | | | | | | | | | | |
| at South Carolina | 1-1 | 1.000 | 0-0 | .000 | 0-0 | .000 | 0-0-0 | 1 | 0 | 1 | 0 | 0 | 2 | 3 |
| USC Upstate | DNP | | | | | | | | | | | | | |
| Bellarmine | 0-1 | .000 | 0-1 | .000 | 0-0 | .000 | 0-0-0 | 1 | 1 | 1 | 0 | 0 | 0 | 10 |
| Loyola Maryland | 3-4 | .750 | 1-2 | .500 | 0-0 | .000 | 0-2-2 | 0 | 0 | 0 | 1 | 1 | 7 | 12 |
| vs. [25] Iowa | DNP | | | | | | | | | | | | | |
| vs. California | DNP | | | | | | | | | | | | | |
| Penn State | | | | | | | | | | | | | | |
| Wake Forest | | | | | | | | | | | | | | |
| Towson | | | | | | | | | | | | | | |
| vs. Loyola Chicago | | | | | | | | | | | | | | |
| vs. Richmond | | | | | | | | | | | | | | |
| at Georgia Tech | | | | | | | | | | | | | | |
| NC State | | | | | | | | | | | | | | |
| at Virginia Tech | | | | | | | | | | | | | | |
| at Pittsburgh | | | | | | | | | | | | | | |
| Louisville | | | | | | | | | | | | | | |
| Duke | | | | | | | | | | | | | | |
| at Wake Forest | | | | | | | | | | | | | | |
| Virginia Tech | | | | | | | | | | | | | | |
| Georgia Tech | | | | | | | | | | | | | | |
| at Florida State | | | | | | | | | | | | | | |
| at Boston College | | | | | | | | | | | | | | |
| Miami (Fla.) | | | | | | | | | | | | | | |
| at North Carolina | | | | | | | | | | | | | | |
| Florida State | | | | | | | | | | | | | | |
| at Louisville | | | | | | | | | | | | | | |
| Syracuse | | | | | | | | | | | | | | |
| at NC State | | | | | | | | | | | | | | |
| at Virginia | | | | | | | | | | | | | | |
| Notre Dame | | | | | | | | | | | | | | |

* - Game Started; [] AP Ranking

## » NOTES

### BEFORE CLEMSON

- Wiggins is a 6-9, 205-pound forward from Covington, Ga. and is rated a three-star prospect, according to 247Sports and Rivals.
- Wiggins averaged 12.1 points, 6.6 rebounds, 2.3 assists, 1.2 steals and 1.8 blocks per game last season for Grayson. He was high school teammates with current Tiger Ian Schieffelin (Loganville, Ga./Grayson).
- Wiggins is ranked as the fourth-best player in the 2022 class from the state of Georgia and is a Top 150 player according to 247Sports.
- Wiggins chose Clemson over NC State, Georgia, South Florida and Maryland.

*"Chauncey is a skilled forward who has great size for his position," said Brownell. "His ability to shoot the ball well will help us to continue to play with a spread floor on offense. It makes him a very versatile player for us, and we're excited to add him to our program."*

## » CAREER STATS

| | | | | Field Goals | | | 3-PT | | | | | | Rebounds | | | | | | | | | | | |
|---|---|---|---|---|---|---|---|---|---|---|---|---|---|---|---|---|---|---|---|---|---|---|---|---|
| Year | GP | GS | Min. | FG | FGA | Pct. | FG | FGA | Pct. | FT | FTA | Pct. | OR | DR | TOT | Avg. | PF | DQ | A | TO | Blk | Stl | Pts. | Avg. |
| 2022-23 | 3 | 0 | 25 | 4 | 6 | .667 | 1 | 3 | .333 | 0 | 0 | .000 | 0 | 2 | 2 | 0.7 | 2 | 0 | 1 | 2 | 1 | 1 | 9 | 3.0 |
| **TOTAL** | **3** | **0** | **25** | **4** | **6** | **.667** | **1** | **3** | **.333** | **0** | **0** | **.000** | **0** | **2** | **2** | **0.7** | **2** | **0** | **1** | **2** | **1** | **1** | **9** | **3.0** |

# 22 RJ GODFREY

**Fr. | Forward | 6-7 | 225**
**Suwanee, Ga. | North Gwinnett**

## » CAREER HIGHS

| | | | |
|---|---|---|---|
| Points | 7 | vs. Loyola Maryland | 11/21/22 |
| Rebounds | 2 | vs. Loyola Maryland | 11/21/22 |
| Offensive Rebounds | 1 | vs. Loyola Maryland | 11/21/22 |
| Assists | 2 | vs. The Citadel | 11/7/22 |
| Steals | 1 | vs. Loyola Maryland | 11/21/22 |
| Blocks | | | |
| FG Made | 3 | vs. Loyola Maryland | 11/21/22 |
| 3FG Made | | | |
| FT Made | 1 | vs. Loyola Maryland | 11/21/22 |
| Minutes | 14 | vs. Loyola Maryland | 11/21/22 |

## » ABOUT RJ GODFREY

**Born** June 10, 2003
**Hometown** Suwanee, Ga.
**High School** North Gwinnett High School
**Major** Parks, Recreation, Tourism Management
**Fun Facts** His father, Randall Godfrey, is an 11-year NFL veteran who played linebacker for the Dallas Cowboys, Tennessee Titans, Seattle Seahawks, San Diego Chargers and the Washington Football Team.

## » 2022-23 GAME-BY-GAME

| OPPONENT | FG | PCT. | 3FG | PCT. | FT | PCT. | OR-DR-TOT | PF | A | TO | BLK | STL | PTS | MIN |
|---|---|---|---|---|---|---|---|---|---|---|---|---|---|---|
| The Citadel | 0-0 | .000 | 0-0 | .000 | 0-0 | .000 | 0-1-1 | 1 | 2 | 0 | 0 | 0 | 0 | 4 |
| at South Carolina | 0-2 | .000 | 0-1 | .000 | 0-0 | .000 | 0-1-1 | 1 | 0 | 0 | 0 | 0 | 0 | 8 |
| USC Upstate | 0-0 | .000 | 0-0 | .000 | 0-0 | .000 | 0-0-0 | 1 | 0 | 0 | 0 | 0 | 0 | 1 |
| Bellarmine | DNP | | | | | | | | | | | | | |
| Loyola Maryland | 3-5 | .600 | 0-1 | .000 | 1-2 | .500 | 1-1-2 | 1 | 1 | 1 | 0 | 1 | 7 | 14 |
| vs. [25] Iowa | 3-3 | 1.000 | 0-0 | .000 | 1-1 | 1.000 | 0-1-1 | 2 | 0 | 1 | 0 | 0 | 7 | 9 |
| vs. California | 1-1 | 1.000 | 0-0 | .000 | 1-2 | .500 | 0-0-0 | 1 | 1 | 0 | 0 | 0 | 3 | 6 |
| Penn State | | | | | | | | | | | | | | |
| Wake Forest | | | | | | | | | | | | | | |
| Towson | | | | | | | | | | | | | | |
| vs. Loyola Chicago | | | | | | | | | | | | | | |
| vs. Richmond | | | | | | | | | | | | | | |
| at Georgia Tech | | | | | | | | | | | | | | |
| NC State | | | | | | | | | | | | | | |
| at Virginia Tech | | | | | | | | | | | | | | |
| at Pittsburgh | | | | | | | | | | | | | | |
| Louisville | | | | | | | | | | | | | | |
| Duke | | | | | | | | | | | | | | |
| at Wake Forest | | | | | | | | | | | | | | |
| Virginia Tech | | | | | | | | | | | | | | |
| Georgia Tech | | | | | | | | | | | | | | |
| at Florida State | | | | | | | | | | | | | | |
| at Boston College | | | | | | | | | | | | | | |
| Miami (Fla.) | | | | | | | | | | | | | | |
| at North Carolina | | | | | | | | | | | | | | |
| Florida State | | | | | | | | | | | | | | |
| at Louisville | | | | | | | | | | | | | | |
| Syracuse | | | | | | | | | | | | | | |
| at NC State | | | | | | | | | | | | | | |
| at Virginia | | | | | | | | | | | | | | |
| Notre Dame | | | | | | | | | | | | | | |

* - Game Started; [] AP Ranking

## » NOTES

### BEFORE CLEMSON

- Godfrey is a 6-7, 225-pound forward from Suwanee, Ga. and is rated as a three-star prospects by 247Sports (#130) and Rivals (#135).
- Godfrey averaged 16.0 points, 9.0 rebounds, 4.0 assists and 3.0 blocks per game last season. He is the rated the No. 5 player in the state of Georgia.
- His father, Randall Godfrey, is an 11-year NFL veteran who played linebacker for the Dallas Cowboys, Tennessee Titans, Seattle Seahawks, San Diego Chargers and the Washington Football Team.
- Godfrey chose Clemson over Ole Miss, Texas Tech, Georgia Tech, Utah and Georgia.

*"RJ is another talented forward who possess the size and strength to play to be an immediate contributor on next year's team. He is an excellent dribbler and passer for someone of his size and he will be an exciting player for our fans to enjoy."*

## » CAREER STATS

| | | | | Field Goals | | | 3-PT | | | | | | Rebounds | | | | | | | | | | | |
|---|---|---|---|---|---|---|---|---|---|---|---|---|---|---|---|---|---|---|---|---|---|---|---|---|
| Year | GP | GS | Min. | FG | FGA | Pct. | FG | FGA | Pct. | FT | FTA | Pct. | OR | DR | TOT | Avg. | PF | DQ | A | TO | Blk | Stl | Pts. | Avg. |
| 2022-23 | 6 | 0 | 42 | 7 | 11 | .636 | 0 | 2 | .000 | 3 | 5 | .600 | 1 | 4 | 5 | 0.8 | 7 | 0 | 4 | 2 | 0 | 1 | 17 | 2.8 |
| **TOTAL** | **6** | **0** | **42** | **7** | **11** | **.636** | **0** | **2** | **.000** | **3** | **5** | **.600** | **1** | **4** | **5** | **0.8** | **7** | **0** | **4** | **2** | **0** | **1** | **17** | **2.8** |

# 24 PJ HALL

**Jr. | Center | 6-10 | 245**
**Spartanburg, S.C. | Dorman**

## » CAREER HIGH

| | | | |
|---|---|---|---|
| Points | 28 | at Florida State | 2/15/22 |
| Rebounds | 13 | vs. Drake | 12/11/21 |
| Assists | 4 | at Georgia Tech | 2/5/22 |
| Blocks | 4 | 2x, last vs. North Carolina | 2/8/22 |
| Steals | 2 | 2x, last at Syracuse | 1/18/22 |
| FG Made | 10 | at NC State | 1/8/22 |
| 3FG Made | 3 | 3x, last vs. Virginia | 1/4/22 |
| FT Made | 12 | at Florida State | 2/15/22 |
| Minutes | 39 | vs. Drake | 12/11/21 |

## » ABOUT PJ HALL

**Born** February 21, 2002
**Hometown** Spartanburg, S.C.
**High School** Dorman
**Major** Sports Communications
**Fun Fact:** Sister, Thayer, was a standout volleyball player at the University of Florida

## » 2022-23 GAME-BY-GAME

| OPPONENT | FG | PCT. | 3FG | PCT. | FT | PCT. | OR-DR-TOT | PF | A | TO | BLK | STL | PTS | MIN |
|---|---|---|---|---|---|---|---|---|---|---|---|---|---|---|
| The Citadel | DNP | | | | | | | | | | | | | |
| at South Carolina | 7-12 | .583 | 1-4 | .250 | 0-0 | .000 | 1-4-5 | 3 | 0 | 2 | 1 | 1 | 15 | 22 |
| USC Upstate | 6-11 | .545 | 0-2 | .000 | 1-3 | .333 | 1-1-2 | 2 | 2 | 2 | 0 | 2 | 13 | 21 |
| Bellarmine | 1-3 | .333 | 1-1 | 1.000 | 7-8 | .875 | 1-3-4 | 1 | 0 | 1 | 1 | 1 | 10 | 19 |
| Loyola Maryland | 1-5 | .200 | 0-2 | .000 | 2-2 | 1.000 | 0-1-1 | 2 | 0 | 1 | 1 | 0 | 4 | 13 |
| vs. [25] Iowa | 0-2 | .000 | 0-0 | .000 | 0-0 | .000 | 3-1-4 | 3 | 0 | 1 | 0 | 0 | 0 | 13 |
| vs. California | 5-10 | .500 | 0-1 | .000 | 0-0 | .000 | 0-0-0 | 1 | 0 | 1 | 0 | 0 | 10 | 14 |
| Penn State | | | | | | | | | | | | | | |
| Wake Forest | | | | | | | | | | | | | | |
| Towson | | | | | | | | | | | | | | |
| vs. Loyola Chicago | | | | | | | | | | | | | | |
| vs. Richmond | | | | | | | | | | | | | | |
| at Georgia Tech | | | | | | | | | | | | | | |
| NC State | | | | | | | | | | | | | | |
| at Virginia Tech | | | | | | | | | | | | | | |
| at Pittsburgh | | | | | | | | | | | | | | |
| Louisville | | | | | | | | | | | | | | |
| Duke | | | | | | | | | | | | | | |
| at Wake Forest | | | | | | | | | | | | | | |
| Virginia Tech | | | | | | | | | | | | | | |
| Georgia Tech | | | | | | | | | | | | | | |
| at Florida State | | | | | | | | | | | | | | |
| at Boston College | | | | | | | | | | | | | | |
| Miami (Fla.) | | | | | | | | | | | | | | |
| at North Carolina | | | | | | | | | | | | | | |
| Florida State | | | | | | | | | | | | | | |
| at Louisville | | | | | | | | | | | | | | |
| Syracuse | | | | | | | | | | | | | | |
| at NC State | | | | | | | | | | | | | | |
| at Virginia | | | | | | | | | | | | | | |
| Notre Dame | | | | | | | | | | | | | | |

* - Game Started; [] AP Ranking

**Duke Head Coach Mike Krzyzewski on PJ Hall:**
"Hall is the most improved player on the planet. He played nine minutes a game last year and he's one of the better big guys in the country; he's a pro, really. He can shoot, go out and [he's] mobile."

**North Carolina Head Coach Hubert Davis on PJ Hall:**
"He's [PJ Hall] a guy that plays with a lot of emotion. He's competitive. He's very physical and plays hard on both ends of the floor on every possession. He's a guy that can consistently score around the basket, but he can shoot the ball from the outside. On both ends, he's a player that could be a huge factor."

**Former Louisville Interim Head Coach Mike Pegues on PJ Hall:**
"He's an animal. He's one of the best bigs in the league [ACC]."

## » NOTES

### PICKING UP WHERE HE LEFT OFF

- PJ Hall was active and came off the Tiger bench on the road at South Carolina (Nov. 11).
- Hall had not played since the Tigers were eliminated in the ACC Tournament in 2022 and had endured two offseason surgeries to get to this point.
- Hall totaled 15 points on 7-of-12 shooting and grabbed five rebounds, one block and one assist.

### 2022-23 PRESEASON ACCOLADES

- PJ Hall was named to the All-ACC Preseason Second Team by the league's media at ACC Tipoff. Hall was one of 10 players to earn recognition and also received two votes for Preseason ACC Player of the Year.
- On Friday, Oct. 28, Hall was one of 20 players across the country to be named to the 2022-23 Kareem Abdul-Jabbar Center of the Year Preseason Watch List.
- Hall is one of three ACC players to earn recognition along with Dereck Lively II (Duke) and Armando Bacot (North Carolina).
- Named after Class of 1995 Hall of Famer and three-time NCAA Champion Kareem Abdul-Jabbar, the annual honor in its eighth year recognizes the top centers in men's college basketball.
- This list will be narrowed down to 10 in late January and then 5 finalists will be selected in late February that will be presented to Kareem Abdul-Jabbar and the selection committee. The winner of this award will be presented on a to be determined date. Presentation details will be announced at a later date.

### HALL WAS ONE OF THE ACC'S MOST IMPROVED

- PJ Hall was one of, if not the most improved players this season in the ACC.

**PJ HALL: SOPHOMORE VS. FRESHMAN**

| Year | MPG | FG% | 3FG% | RPG | APG | SPG | BPG | PPG |
|---|---|---|---|---|---|---|---|---|
| 2021-22 | 27.4 | .493 | .308 | 5.8 | 1.6 | 0.5 | 1.3 | 15.5 |
| 2020-21 | 10.0 | .492 | .133 | 2.0 | 0.1 | 0.2 | 0.2 | 3.5 |

- Hall has stepped into a full-time starting role this season after the departure of All-ACC player Aamir Simms.
- Hall's production has skyrocketed in numerous categories with the expanded playing time and vital role played while on the floor for the Tigers.
- The local product produced 25-straight double-digit scoring games, including 28 total, which included a career-high 28 points at FSU, three 22-point scoring

## » CAREER STATS

| | | | | Field Goals | | | 3-PT | | | | | | | Rebounds | | | | | | | | | | |
|---|---|---|---|---|---|---|---|---|---|---|---|---|---|---|---|---|---|---|---|---|---|---|---|---|
| Year | GP | GS | Min. | FG | FGA | Pct. | FG | FGA | Pct. | FT | FTA | Pct. | OR | DR | TOT | Avg. | PF | DQ | A | TO | Blk | Stl | Pts. | Avg. |
| 2020-21 | 21 | 0 | 208 | 30 | 61 | .492 | 2 | 15 | .133 | 12 | 16 | .750 | 14 | 28 | 42 | 2.0 | 28 | 0 | 2 | 9 | 5 | 4 | 74 | 3.5 |
| 2021-22 | 30 | 29 | 823 | 179 | 363 | .493 | 24 | 78 | .308 | 82 | 105 | .781 | 52 | 122 | 174 | 5.8 | 76 | 1 | 48 | 54 | 38 | 16 | 464 | 15.5 |
| 2022-23 | 6 | 0 | 103 | 20 | 43 | .465 | 2 | 10 | .200 | 10 | 13 | .769 | 6 | 10 | 16 | 2.7 | 12 | 0 | 2 | 8 | 3 | 4 | 52 | 8.7 |
| **TOTAL** | **57** | **29** | **1133** | **229** | **467** | **.490** | **28** | **103** | **.272** | **104** | **134** | **.776** | **72** | **160** | **232** | **4.1** | **116** | **1** | **52** | **71** | **46** | **24** | **590** | **10.4** |

games and one 20-point outing.

- Hall notched a career-high 28 points at Florida State (Feb. 15) on 8-of-13 shooting from the floor. He also finished 12-for-13 at the foul line - another career best.
- His 12 made free throws are the most since Milton Jennings made 16-of-18 on Jan. 27, 2013 against Virginia Tech. A 77-70 Tiger victory.
- His fifth 20-point game came in a 24-point effort against North Carolina (Feb. 8). He finished 9-for-18 from the floor.
- He totaled his first career double-double against Drake (Dec. 11) with 22 points and 13 rebounds. He garnered six boards on the offensive glass.
- Hall turned in a stretch where he went 18-for-18 at the free throw line from Dec. 4 at Miami until Dec. 18 at home against South Carolina. He was 23-for-25 total in that stretch.
- He has collected multiple blocks in five games this season, including a career-high three against St. Bonaventure (Nov. 19) and South Carolina (Dec. 18).
- He has totaled three 3-pointers in a game on three occasions (vs. Wofford, vs. St. Bonaventure and vs. Virginia).
- Hall is the first player since Jaron Blossomgame (Feb. 25, 2017 vs. Florida State) to finish at least 9-for-9 at the line in a game.
- He is also just the fourth Tiger to do so during the Brad Brownell Era at Clemson.

## HALL'S CAREER DOUBLE-DOUBLES

- PJ Hall totaled his first career double-double and vs. Drake (Dec. 11).
- Hall finished with 22 points and 13 rebounds in the 90-80 overtime victory in Atlanta.
- Hall then collected his second career double-double in a 91-78 loss at Syracuse. Hall finished with 19 points and 11 rebounds.
- Hall notched his third double-double in a two-point loss at Duke. He scored 14 points and grabbed 10 rebounds.

### PJ HALL DOUBLE-DOUBLES

| Date | Opponent | Points | Rebounds |
|---|---|---|---|
| Jan. 25, 2022 | at Duke | 14 | 10 |
| Jan. 18, 2022 | at Syracuse | 19 | 11 |
| Dec. 11, 2021 | vs. Drake | 22 | 13 |

## CLEMSON PLAYERS SCORING ON THE ROAD

- PJ Hall notched a career-high 28 points on the road at Florida State (Feb. 15).
- It was the most in a road game by a Clemson Tiger since Marcquise Reed scored 28 at Virginia Tech on Feb. 21, 2018.

### CLEMSON PLAYERS WITH AT LEAST 28 POINTS ON THE ROAD SINCE 2010

| Date | Player | Opponent | Points |
|---|---|---|---|
| Feb. 15, 2022 | PJ Hall | Florida State | 28 |
| Feb. 21, 2018 | Marcquise Reed | Virginia Tech | 28 |
| Feb. 20, 2016 | Jaron Blossomgame | NC State | 33 |
| Feb. 11, 2014 | K.J. McDaniels | Notre Dame | 30 |

### CLEMSON PLAYERS WITH AT LEAST 28 POINTS IN ANY GAME SINCE 2010

| Date | Player | Opponent | Points |
|---|---|---|---|
| Feb. 15, 2022 | PJ Hall | at Florida State | 28 |
| Jan. 28, 2020 | Tevin Mack | Syracuse | 32 |
| Feb. 23, 2019 | Marcquise Reed | Boston College | 31 |
| Jan. 16, 2019 | Marcquise Reed | Georgia Tech | 30 |
| March 23, 2018 | Gabe DeVoe | vs. Kansas | 31 |
| Feb. 21, 2018 | Marcquise Reed | at Virginia Tech | 28 |
| Dec. 13, 2016 | Jaron Blossomgame | S.C. State | 29 |
| March 1, 2016 | Jaron Blossomgame | Virginia | 31 |
| Feb. 20, 2016 | Jaron Blossomgame | at NC State | 33 |
| Feb. 8, 2016 | Jaron Blossomgame | Georgia State | 30 |
| March 18, 2014 | K.J. McDaniels | Georgia State | 30 |
| Feb. 11, 2014 | K.J. McDaniels | at Notre Dame | 30 |
| Jan. 27, 2011 | Milton Jennings | Virginia Tech | 28 |
| Jan. 21, 2012 | Andre Young | Georgia Tech | 29 |

## HALL SCORES 28 AT FLORIDA STATE

- PJ Hall scored 28 points in the Tigers 81-80 loss at Florida State on Feb. 15. It was his career high and just the fourth game of at least 28 points by a Clemson center in the last 30 years. Hall made 8-13 from the field and 12-13 from the foul line.
- The only other Clemson centers to score at least 28 points in a game since 1992 are Trevor Booker and Chris Hobbs. Booker did it twice in 2007-08, in consecutive games against Charlotte (32) and Florida State (29). Booker also had a 31-point game as a senior against Western Carolina, but he was a power forward that year. Raymond Sykes was the center in 2009-10.
- So far this year, Hall has averaged 15.5 points and nearly six rebounds per game, has shot 48.8 percent from the field and 79.1 percent from the line. He also has 42 assists and 32 blocks.
- Hall's scoring average is the best for a Clemson starting center since the 1990-91 season when Dale Davis averaged 17.9 points a game as a senior.

### HIGHEST SCORING GAMES BY CLEMSON CENTER IN THE LAST 30 YEARS

| Player | Date | Site-Opponent | Points |
|---|---|---|---|
| Trevor Booker | 1-9-2008 | H-Charlotte | 32 |
| Trevor Booker | 1-12-2008 | H-Florida State | 29 |
| PJ Hall | 2-15-2022 | A-Florida State | 28 |
| Chris Hobbs | 11-27-2001 | H-Virginia | 28 |

### HIGHEST SCORING AVERAGES BY CENTERS IN CLEMSON HISTORY

| Year | Player | Height | Class | Avg. |
|---|---|---|---|---|
| 1986-87 | Horace Grant | 6-10 | Sr. | 21.0 |
| 1987-88 | Elden Campbell | 6-10 | So. | 18.8 |
| 1990-91 | Dale Davis | 6-10 | Sr. | 17.9 |
| 1988-89 | Elden Campbell | 6-10 | Jr. | 17.5 |
| 1964-65 | Randy Mahaffey | 6-7 | So. | 17.3 |
| 1966-67 | Randy Mahaffey | 6-7 | Sr. | 16.8 |
| 1967-68 | Randy Mahaffey | 6-7 | Jr. | 16.6 |
| 1989-90 | Elden Campbell | 6-10 | Sr. | 16.4 |
| **2021-22** | **PJ Hall** | **6-10** | **So.** | **15.5** |
| 1993-94 | Sharone Wright | 6-11 | Jr. | 15.4 |
| 1992-93 | Sharone Wright | 6-11 | So. | 15.0 |

## HALL TURNS IN VALIENT EFFORT VS. DRAKE

- PJ Hall posted his first career double-double in a 90-80 overtime win against Drake (Dec. 11).
- Hall had 22 points and 13 rebounds, six of which came on the offensive glass. He also handed out two assists and finished a perfect 9-for-9 at the free throw line.
- Hall is the first player since Jaron Blossomgame (Feb. 25, 2017 vs. Florida State) to finish at least 9-for-9 at the line in a game.
- He is also just the fourth Tiger to do so during the Brad Brownell Era at Clemson.

## PJ HALL AT THE CHARLESTON CLASSIC

- PJ Hall averaged 15.0 points, 5.0 rebounds, 2.0 assists and 1.3 blocks per game during the three-game tournament.
- Hall shot 19-for-33 (57.6 percent) from the floor, including 4-for-10 from three.
- He tied career highs against No. 22 St. Bonaventure with 22 points and eight rebounds. Of his eight rebounds, three of them came on the offensive glass – a new career high.

## CAREER NIGHT FOR HALL AGAINST HOMETOWN TEAM

- PJ Hall finished with a career-high 22 points and tied his career high with eight rebounds in a 76-68 win over Wofford on Nov. 12.
- It marked Hall's first career 20-point game.
- He made a career-best seven free throws on a career high 10 attempts, while adding in a career-best three triples and finished 6-for-8 from the field.

## FAST START ON OPENING NIGHT

- PJ Hall notched a career-best with eight rebounds in a season opening win against Presbyterian.
- Of Hall's eight board, one was on the offensive glass.
- Hall also added a career-best two blocked shots in addition to one steal and one assist.

## STEPPING UP BIG AGAINST NC STATE

- PJ Hall stepped up in a big way off the bench for the Tigers in a 74-70 overtime win against NC State (Jan. 2, 2021).
- Hall scored eight points on 4-for-7 shooting, including providing a hook shot over Manny Bates with 10 seconds left in overtime to extend the Clemson lead to 74-70.

## THROWN INTO THE FIRE

- PJ Hall was thrown into the fire in his first collegiate game and did not disappoint.
- Hall relieved Aamir Simms off the bench when Simms got into foul trouble.
- Hall finished 5-for-6 from the floor with 10 points and seven rebounds to help lead the Tigers to a 53-42 victory over Mississippi State (Nov. 25, 2020).

## PJ HALL'S AWARDS AND ACCOLADES

Rankings

- #1 ranked player in South Carolina
- 2019-20 South Carolina Gatorade Player of the Year
- ESPN ranked four-star prospect (No. 48 in ESPN Top 100, No. 9 power forward in the nation)
- 247Sports ranked four-star prospect (No. 54 in Top247, No. 9 power forward in the nation)
- Rivals ranked four-star prospect (No. 48 in Rivals150, No. 8 power forward in the nation)

2018-19

- Averaged 14.5 points, 8.2 rebounds and 2.1 blocks per game as a junior
- USA Today All-South Carolina Team
- 5A State Champion
- All-Region
- All-State
- Spartanburg Herald Journal First-Team All-Area
- Chick-Fil-A Classic All-Tournament Team

2017-18:

- SC Top-80 Camp "Mr. Basketball"
- 5A State Champion
- SCHSL All-Rookie Team

# 32 DANIEL NAUSEEF

**So. | Forward | 6-7 | 215**
**Dayton, Ohio | Chaminade Julienne Catholic**

## » CAREER HIGHS

| | | | |
|---|---|---|---|
| Points | -- | -- | -- |
| Rebounds | 1 | vs. Notre Dame | 1/12/22 |
| Assists | -- | -- | -- |
| Steals | -- | -- | -- |
| Blocks | 1 | vs. Loyola Maryland | 11/21/22 |
| FG Made | -- | -- | -- |
| 3FG Made | -- | -- | -- |
| FT Made | -- | -- | -- |
| Minutes | 1 | 2x, last vs. Duke | 2/10/22 |

## » ABOUT DANIEL NAUSEEF

**Born** September 29, 2002
**Hometown** Dayton, Ohio
**High School** Chaminade Julienne Catholic
**Major** Microbiology
**Fun Fact** Just the seventh Clemson manager to be elevated to the active roster in school history; brother Jack is also a walk on

## » 2022-23 GAME-BY-GAME

| OPPONENT | FG | PCT. | 3FG | PCT. | FT | PCT. | OR-DR-TOT | PF | A | TO | BLK | STL | PTS | MIN |
|---|---|---|---|---|---|---|---|---|---|---|---|---|---|---|
| The Citadel | DNP | | | | | | | | | | | | | |
| at South Carolina | DNP | | | | | | | | | | | | | |
| USC Upstate | DNP | | | | | | | | | | | | | |
| Bellarmine | DNP | | | | | | | | | | | | | |
| Loyola Maryland | 0-1 | .000 | 0-0 | .000 | 0-0 | .000 | 0-0-0 | 0 | 0 | 0 | 1 | 0 | 0 | 1 |
| vs. [25] Iowa | DNP | | | | | | | | | | | | | |
| vs. California | DNP | | | | | | | | | | | | | |
| Penn State | | | | | | | | | | | | | | |
| Wake Forest | | | | | | | | | | | | | | |
| Towson | | | | | | | | | | | | | | |
| vs. Loyola Chicago | | | | | | | | | | | | | | |
| vs. Richmond | | | | | | | | | | | | | | |
| at Georgia Tech | | | | | | | | | | | | | | |
| NC State | | | | | | | | | | | | | | |
| at Virginia Tech | | | | | | | | | | | | | | |
| at Pittsburgh | | | | | | | | | | | | | | |
| Louisville | | | | | | | | | | | | | | |
| Duke | | | | | | | | | | | | | | |
| at Wake Forest | | | | | | | | | | | | | | |
| Virginia Tech | | | | | | | | | | | | | | |
| Georgia Tech | | | | | | | | | | | | | | |
| at Florida State | | | | | | | | | | | | | | |
| at Boston College | | | | | | | | | | | | | | |
| Miami (Fla.) | | | | | | | | | | | | | | |
| at North Carolina | | | | | | | | | | | | | | |
| Florida State | | | | | | | | | | | | | | |
| at Louisville | | | | | | | | | | | | | | |
| Syracuse | | | | | | | | | | | | | | |
| at NC State | | | | | | | | | | | | | | |
| at Virginia | | | | | | | | | | | | | | |
| Notre Dame | | | | | | | | | | | | | | |

* - Game Started; [] AP Ranking

## » NOTES

### FIRST CAREER BLOCKED SHOT

- In Daniel Nauseef's first game of the 2022-23 season, he recorded his first career blocked shot.

### FROM MANAGER TO PLAYER

- Clemson basketball student manager Daniel Nauseef was elevated to the active roster on Dec. 10, 2021. He joins his brother Jack Nauseef and Devin Foster as former managers turned walk on.
- This isn't something unfamiliar to head coach Brad Brownell, who, in 2019, elevated a then-manager Wells Hoag (2019-21) to the active roster.
- He also elevated Riley McGillan in 2014. McGillan played 20 games through his Tiger career, scoring 11 points.
- McGillan later served as a graduate assistant in Clemson's program and is now the director of operations at Longwood University for men's basketball.
- Prior to Hoag and McGillan, the last managers to play in a game were Dennis Hopf (1988-89) and Edward Bynum (1984-85).
- The most points scored by a walk-on in a career is 33 by Jeff Holstein (1985-87) in 34 career games. He also recorded 32 rebounds.

### PROMOTED MANAGERS CAREER STATS

| Name | Years | GP | FG | 3FG | FT | Reb | Pts |
|---|---|---|---|---|---|---|---|
| Dan Nauseef | 2021-pres. | 3 | 0-0 | 0-0 | 0-0 | 1 | 0 |
| Jack Nauseef | 2021-pres. | 7 | 0-4 | 0-3 | 0-0 | 0 | 0 |
| Devin Foster | 2021-pres. | 7 | 0-1 | 0-1 | 0-0 | 2 | 0 |
| Wells Hoag | 2019-21 | 10 | 2-7 | 1-4 | 0-0 | 2 | 5 |
| Riley McGillan | 2014-17 | 20 | 4-14 | 2-12 | 1-2 | 2 | 11 |
| Dennis Hopf | 1988-89 | 1 | 0-1 | 0-0 | 0-0 | 0 | 0 |
| Edward Bynum | 1984-85 | 9 | 3-7 | 0-0 | 4-12 | 9 | 10 |

## » CAREER STATS

| | | | | Field Goals | | | 3-PT | | | | | | Rebounds | | | | | | | | | | | |
|---|---|---|---|---|---|---|---|---|---|---|---|---|---|---|---|---|---|---|---|---|---|---|---|---|
| Year | GP | GS | Min. | FG | FGA | Pct. | FG | FGA | Pct. | FT | FTA | Pct. | OR | DR | TOT | Avg. | PF | DQ | A | TO | Blk | Stl | Pts. | Avg. |
| 2021-22 | 2 | 0 | 2 | 0 | 0 | .000 | 0 | 0 | .000 | 0 | 0 | .000 | 1 | 0 | 1 | 0.5 | 0 | 0 | 0 | 0 | 0 | 0 | 0 | 0.0 |
| 2022-23 | 1 | 0 | 1 | 0 | 1 | .000 | 0 | 0 | .000 | 0 | 0 | .000 | 0 | 0 | 0 | 0.0 | 0 | 0 | 0 | 0 | 1 | 0 | 0 | 0.0 |
| **TOTAL** | **3** | **0** | **3** | **0** | **1** | **.000** | **0** | **0** | **.000** | **0** | **0** | **.000** | **1** | **0** | **1** | **0.3** | **0** | **0** | **0** | **0** | **1** | **0** | **0** | **0.0** |

# MISCELLANEOUS STATS

## MISCELLANEOUS STATS

**Dunks (19):** PJ Hall (5), Alex Hemenway (1), Chase Hunter (1), Ian Schieffelin (4), Hunter Tyson (5), Chauncey Wiggins (3)

**Charges Taken (10):** Brevin Galloway (1), PJ Hall (2), Alex Hemenway (1), Chase Hunter (1), Ian Schieffelin (1), Hunter Tyson (4)

**20-Point Games (4):** Chase Hunter (3), Ian Schieffelin (1)

**Double-Doubles (3):** Ian Schieffelin (1), Hunter Tyson (2)

**Double Figure Scoring (26):** Brevin Galloway (5), PJ Hall (4), Alex Hemenway (2), Chase Hunter (7), Ian Schieffelin (2), Hunter Tyson (7)

**Double Figure Rebounding (4):** Ian Schieffelin (1), Hunter Tyson (3)

**Led Clemson in Scoring:** PJ Hall (1), Chase Hunter (4), Hunter Tyson (1)

**Led Clemson in Rebounding:** Ben Middlebrooks (1), Ian Schieffelin (1), Hunter Tyson (4)

**Led Clemson in Assists:** Chase Hunter (5)

**Consecutive Field Goals Made:** 5 by Alex Hemenway vs. Loyola Maryland (11/21/22)

**Consecutive Points Scored:** 8 by Chase Hunter vs. The Citadel (11/7/22)

**Consecutive Free Throws Made:** 7 by Brevin Galloway vs. USC Upstate (11/15/22)

**Consecutive Three-Pointers Made:** 3 by Chase Hunter vs. The Citadel (11/7/22) 3 by Alex Hemenway vs. Loyola Maryland (11/21/22)

**Largest Lead:** 34 vs. Loyola Maryland (11/21/22)

**Largest Deficit:** 14 vs. Iowa (11/25/22)

**Largest Halftime Deficit:** 9 at South Carolina (11/11/22)

**Largest Deficit Overcome for Victory:** 4 vs. The Citadel (11/7/22)

**Most Consecutive Clemson Points:** 20 vs. Loyola Maryland (11/21/22)

**Most Consecutive Opponent Points:** 8 at South Carolina (11/11/22)

## CLEMSON'S RECORD...

| | |
|---|---|
| Overall | 5-2 |
| At home | 4-0 |
| On the road | 0-1 |
| At neutral sites | 1-1 |
| In overtime | 0-0 |
| Vs. ranked opponents | 0-1 |
| In games decided by 3 points or less | 0-2 |
| In games decided by 5 points or less | 0-0 |
| In games decided by 7 or more points | 5-0 |
| When leading at halftime | 5-0 |
| When trailing at halftime | 0-2 |
| When tied at halftime | 0-0 |
| When leading with 5:00 left | 5-0 |
| When trailing with 5:00 left | 0-2 |
| When leading with 1:00 left | 5-0 |
| When trailing with 1:00 left | 0-2 |
| When shooting 50% or better | 2-0 |
| When opponent shoots less than 50% | 4-2 |
| When scoring 70 or more points | 4-1 |
| When winning the rebound margin | 4-0 |
| When winning the turnover margin | 5-1 |
| When winning points in the paint | 4-2 |
| When winning bench points | 4-1 |
| In November | 5-2 |
| In December | 0-0 |
| In January | 0-0 |
| In February | 0-0 |
| In March | 0-0 |

# SEASON SUPERLATIVES

| CATEGORY | CLEMSON TEAM HIGH | | | CLEMSON TEAM LOW | | |
|---|---|---|---|---|---|---|
| Total Points | 81 | vs. | **USC Upstate, 11/15/22** | 58 | vs. | South Carolina, 11/11/22 |
| 1st Half Points | 45 | vs. | **The Citadel, 11/7/22** | 26 | vs. | South Carolina, 11/11/22 |
| 2nd Half Points | 43 | vs. | **Bellarmine, 11/18/22** | 29 | vs. | **Loyola Maryland, 11/21/22** |
| 1st Half Field Goal % | 55.2 | vs. | **Loyola Maryland, 11/21/22** | 35.5 | vs. | Iowa, 11/25/22 |
| 2nd Half Field Goal % | 58.6 | vs. | **USC Upstate, 11/15/22** | 38.2 | vs. | **The Citadel, 11/7/22** |
| Scoring Margin | +29 | vs. | **Loyola Maryland, 11/21/22** | -2 | vs. | South Carolina, 11/11/22 |
| Field Goals Made | 31 | vs. | **USC Upstate, 11/15/22** | 22 | vs. | **Bellarmine, 11/18/22** |
| Field Goal Attempts | 65 | vs. | **The Citadel, 11/7/22** | 43 | vs. | California, 11/26/22 |
| Field Goal % | 56.4 | vs. | **USC Upstate, 11/15/22** | 37.7 | vs. | South Carolina, 11/11/22 |
| 3-Pointers Made | 13 | vs. | **Bellarmine, 11/18/22** | 7 | vs. | many (3), last vs. California, 11/26/22 |
| 3-Point Attempts | 28 | vs. | **Bellarmine, 11/18/22** | 18 | vs. | South Carolina, 11/11/22 |
| 3-Point % (min. 10 att.) | 46.4 | vs. | **Bellarmine, 11/18/22** | 30.8 | vs. | Iowa, 11/25/22 |
| Free Throws Made | 19 | vs. | **Bellarmine, 11/18/22** | 5 | vs. | South Carolina, 11/11/22 |
| Free Throw Attempts | 22 | vs. | **Bellarmine, 11/18/22** | 9 | vs. | South Carolina, 11/11/22 |
| Free Throw % (min. 10 att.) | 86.4 | vs. | **Bellarmine, 11/18/22;** Iowa, 11/25/22 | 55.6 | vs. | South Carolina, 11/11/22 |
| Rebounds | 42 | vs. | **The Citadel, 11/7/22** | 24 | vs. | California, 11/26/22 |
| Offensive Rebounds | 13 | vs. | **The Citadel, 11/7/22** | 3 | vs. | California, 11/26/22 |
| Rebound Margin | +14 | vs. | **Loyola Maryland, 11/21/22** | -18 | vs. | South Carolina, 11/11/22 |
| Assists | 19 | vs. | **The Citadel, 11/7/22** | 11 | vs. | Iowa, 11/25/22 |
| Turnovers | 15 | vs. | **Loyola Maryland, 11/21/22** | 8 | vs. | **The Citadel, 11/7/22;** California, 11/26/22 |
| Blocked Shots | 4 | vs. | South Carolina, 11/11/22; **Loyola Maryland, 11/21/22** | 0 | vs. | Iowa, 11/25/22 |
| Steals | 9 | vs. | South Carolina, 11/11/22; **Loyola Maryland, 11/21/22** | 4 | vs. | Iowa, 11/25/22 |
| Fouls | 23 | vs. | Iowa, 11/25/22 | 9 | vs. | **Loyola Maryland, 11/21/22** |

| CATEGORY | OPPONENT TEAM HIGH | | | OPPONENT TEAM LOW | | |
|---|---|---|---|---|---|---|
| Total Points | 74 | by | Iowa, 11/25/22 | 41 | by | **Loyola Maryland, 11/21/22** |
| 1st Half Points | 35 | by | South Carolina, 11/11/22 | 14 | by | **Loyola Maryland, 11/21/22** |
| 2nd Half Points | 40 | by | Iowa, 11/25/22 | 25 | by | South Carolina, 11/11/22 |
| 1st Half Field Goal % | 44.0 | by | **The Citadel, 11/7/22** | 25.0 | by | **Loyola Maryland, 11/21/22** |
| 2nd Half Field Goal % | 63.6 | by | **USC Upstate, 11/15/22** | 31.3 | by | South Carolina, 11/11/22 |
| Field Goals Made | 24 | by | **The Citadel, 11/7/22; USC Upstate, 11/15/22** | 15 | by | **Loyola Maryland, 11/21/22** |
| Field Goal Attempts | 64 | by | South Carolina, 11/11/22 | 46 | by | **USC Upstate, 11/15/22** |
| Field Goal % | 52.2 | by | **USC Upstate, 11/15/22** | 28.8 | by | **Loyola Maryland, 11/21/22** |
| 3-Pointers Made | 11 | by | **The Citadel, 11/7/22** | 3 | by | California, 11/26/22 |
| 3-Point Attempts | 26 | by | South Carolina, 11/11/22 | 15 | by | **USC Upstate, 11/15/22** |
| 3-Point % (min. 10 att.) | 44.0 | by | **The Citadel, 11/7/22** | 15.0 | by | California, 11/26/22 |
| Free Throws Made | 24 | by | Iowa, 11/25/22 | 5 | by | **Loyola Maryland, 11/21/22** |
| Free Throw Attempts | 30 | by | Iowa, 11/25/22 | 8 | by | **Loyola Maryland, 11/21/22** |
| Free Throw % (min. 10 att.) | 90.0 | by | California, 11/26/22 | 46.2 | by | South Carolina, 11/11/22 |
| Rebounds | 50 | by | South Carolina, 11/11/22 | 24 | by | **Bellarmine, 11/18/22;** California, 11/26/22 |
| Offensive Rebounds | 19 | by | South Carolina, 11/11/22 | 4 | by | **USC Upstate, 11/15/22** |
| Assists | 12 | by | many (3), last vs. Iowa, 11/25/22 | 8 | by | **Loyola Maryland, 11/21/22** |
| Turnovers | 19 | by | South Carolina, 11/11/22 | 9 | by | Iowa, 11/25/22 |
| Blocked Shots | 4 | by | South Carolina, 11/11/22 | 0 | by | **Bellarmine, 11/18/22** |
| Steals | 9 | by | **Loyola Maryland, 11/21/22** | 1 | by | **The Citadel, 11/7/22** |
| Fouls | 21 | by | **USC Upstate, 11/15/22** | 14 | by | **Loyola Maryland, 11/21/22** |

| CATEGORY | CLEMSON INDIVIDUAL BEST | | | OPPONENT INDIVIDUAL BEST | | |
|---|---|---|---|---|---|---|
| Points | 23 | by | **Chase Hunter vs. The Citadel, 11/7/22** | 24 | by | **Jordan Gainey (USC Upstate), 11/15/22** |
| Field Goals Made | 9 | by | **Ian Schieffelin vs. The Citadel, 11/7/22** | 8 | by | **Jordan Gainey (USC Upstate), 11/15/22** |
| Field Goal Attempts | 17 | by | **Chase Hunter vs. The Citadel, 11/7/22** | 17 | by | Kris Murray (Iowa), 11/25/22 |
| Field Goal Perfection | 5 | by | **Alex Hemenway vs. Loyola Maryland, 11/21/22** | 3 | by | Dasonte Bowen (Iowa), 11/25/22 |
| | | | | | | |
| 3-Pointers Made | 5 | by | **Chase Hunter vs. Bellarmine, 11/18/22** | 5 | by | **Austin Ash (The Citadel), 11/7/22** |
| 3-Point Attempts | 9 | by | **Alex Hemenway vs. Bellarmine, 11/18/22** | 10 | by | **Austin Ash (The Citadel), 11/7/22** |
| 3-Point Perfection | 3 | by | **Alex Hemenway vs. Loyola Maryland, 11/21/22** | 2 | by | Jacobi Wright (South Carolina), 11/11/22 |
| | | | | | | **Curt Hopf (Bellarmine), 11/18/22** |
| | | | | | | **Ben Johnson (Bellarmine), 11/18/22** |
| Free Throws Made | 7 | by | **Brevin Galloway vs. USC Upstate, 11/15/22** | 9 | by | Tony Perkins (Iowa), 11/25/22 |
| | | | **PJ Hall vs. Bellarmine, 11/18/22** | | | |
| Free Throw Attempts | 9 | by | **Hunter Tyson vs. The Citadel, 11/7/22** | 10 | by | Tony Perkins (Iowa), 11/25/22 |
| Free Throw Perfection | 5 | by | **Ian Schieffelin vs. Bellarmine, 11/18/22** | 4 | by | **Colby McCallister (The Citadel), 11/7/22** |
| Rebounds | 14 | by | **Ian Schieffelin vs. The Citadel, 11/7/22** | 12 | by | Kris Murray (Iowa), 11/25/22 |
| Offensive Rebounds | 9 | by | **Ian Schieffelin vs. The Citadel, 11/7/22** | 5 | by | Josh Gray (South Carolina), 11/11/22 |
| Assists | 8 | by | **Chase Hunter vs. Bellarmine, 11/18/22** | 5 | by | **Trae Broadnax (USC Upstate), 11/15/22** |
| Blocked Shots | 1 | by | **Ian Schieffelin vs. The Citadel, 11/7/22; vs. Bellarmine, 11/18/22** | 3 | by | **Stephen Clark (The Citadel), 11/7/22** |
| | | | **Chase Hunter vs. USC Upstate, 11/15/22** | | | Josh Gray (South Carolina), 11/11/22 |
| | | | **Hunter Tyson vs. Bellarmine, 11/18/22** | | | Lars Thiemann (California), 11/26/22 |
| | | | **PJ Hall vs. Bellarmine, 11/18/22** | | | |
| | | | Ben Middlebrooks vs. California, 11/26/22 | | | |
| | | | Dillon Hunter vs. California, 11/26/22 | | | |
| Steals | 3 | by | **Hunter Tyson vs. The Citadel, 11/7/22** | 4 | by | **Deon Perry (Loyola Maryland), 11/21/22** |
| Minutes | 38 | by | **Hunter Tyson vs. The Citadel, 11/7/22** | 39 | by | **Juston Betz (Bellarmine), 11/18/22** |

**Bold** denotes a Clemson home game; ^ - denotes one overtime period.

# SUPERLATIVES UNDER BRAD BROWNELL

| CATEGORY | CLEMSON TEAM HIGH | | | CLEMSON TEAM LOW | | |
|---|---|---|---|---|---|---|
| Total Points | 100 | vs. | **The Citadel, 11/6/18** | 36 | vs. | Virginia, 1/23/18 |
| 1st Half Points | 54 | vs. | **Alabama A&M, 11/21/19** | 10 | vs. | Duke, 1/8/13; Virginia, 2/7/13 |
| 2nd Half Points | 56 | vs. | Wake Forest, 2/2/16; North Carolina, 1/16/18 | 13 | vs. | Virginia, 1/23/18 |
| 1st Half Field Goal % | 69.6 | vs. | Boston College, 2/22/20 | 12.0 | vs. | Duke, 1/8/13 |
| 2nd Half Field Goal % | 85.0 | vs. | **Georgia Tech, 1/12/11** | 23.5 | vs. | Duke, 3/2/11 |
| Scoring Margin | +45 | vs. | **Florida A&M, 11/14/14** | -48 | vs. | Florida State, 2/5/17 |
| Field Goals Made | 35 | vs. | **The Citadel, 1/1/13; Bryant, 11/15/21** | 14 | vs. | **Louisville, 1/10/16; Virginia, 1/12/19; South Carolina, 12/15/19** |
| Field Goal Attempts | 73 | vs. | Florida State, 3/4/12 | 33 | vs. | **Virginia, 1/12/13** |
| Field Goal % | 69.2 | vs. | **Georgia Tech, 1/12/11** | 25.9 | vs. | **Virginia, 1/12/19** |
| 3-Pointers Made | 15 | vs. | **North Carolina, 1/30/18** | 0 | vs. | **Virginia Tech, 3/1/12;** at NC State, 1/26/19 |
| 3-Point Attempts | 36 | vs. | **Samford, 12/9/17;** Virginia Tech, 2/21/18 | 7 | vs. | at NC State, 1/26/19 |
| 3-Point % (min. 10 att.) | 78.6 | vs. | **Georgia Tech, 1/12/11** | 0.0 | vs. | **Virginia Tech, 3/1/12** |
| Free Throws Made | 32 | vs. | **Louisville, 1/10/16** | 0 | vs. | Miami, 2/8/15; Duke, 1/25/22 |
| Free Throw Attempts | 46 | vs. | **Western Carolina, 11/12/10** | 1 | vs. | Miami, 2/8/15; Duke, 1/25/22 |
| Free Throw % (min. 10 att.) | 100.0 | vs. | **Miami (15-15), 1/16/16** | 38.5 | vs. | Wake Forest (5-13), 2/25/14 |
| Rebounds | 51 | vs. | **Presbyterian College, 12/15/15; South Carolina, 12/18/21** | 19 | vs. | Virginia, 1/31/12 |
| Offensive Rebounds | 23 | vs. | Oklahoma, 11/20/16; **SC State, 12/13/16** | 2 | vs. | Virginia, 1/19/16 |
| Rebound Margin | +23 | vs. | **North Carolina A&T, 11/12/17** | -22 | vs. | **Louisville, 1/10/16** |
| Assists | 22 | vs. | many (4), last vs. **Virginia Tech, 1/22/17** | 3 | vs. | Duke, 1/8/13; **Georgia Tech, 2/13/16** |
| Turnovers | 22 | vs. | Florida State, 2/5/17 | 1 | vs. | NC State, 2/20/16 |
| Blocked Shots | 12 | vs. | **Arizona, 12/8/12; South Carolina, 11/17/13** | 0 | vs. | **North Carolina, 2/28/13;** Virginia Tech, 3/2/13 |
| Steals | 16 | vs. | **The Citadel, 1/1/13** | 0 | vs. | **Illinois, 3/23/14;** NC State, 1/11/18 |
| Fouls | 25 | vs. | many (4), last vs. Georgia Tech, 3/9/16 | 5 | vs. | **SC State, 12/13/16** |

| CATEGORY | OPPONENT TEAM HIGH | | | OPPONENT TEAM LOW | | |
|---|---|---|---|---|---|---|
| Total Points | 109 | by | Florida State, 2/5/17 | 35 | by | **Furman, 12/14/13** |
| 1st Half Points | 51 | by | Florida State, 2/5/17 | 14 | by | **Louisville, 2/15/20; Loyola Maryland, 11/21/22** |
| 2nd Half Points | 58 | by | Florida State, 2/5/17 | 11 | by | **Jacksonville, 12/20/19** |
| 1st Half Field Goal % | 64.0 | by | Florida State, 3/4/12 | 17.2 | by | Georgia Tech, 2/14/13 |
| 2nd Half Field Goal % | 72.0 | by | Duke, 1/8/13 | 16.7 | by | **Delaware State, 11/13/13** |
| Field Goals Made | 41 | by | Florida State, 2/5/17 | 11 | by | **Savannah State, 12/17/10** |
| Field Goal Attempts | 79 | by | **Maryland, 3/2/14** | 38 | by | Wake Forest, 2/25/14 |
| Field Goal % | 66.1 | by | Florida State, 2/5/17 | 22.9 | by | **Savannah State, 12/17/10** |
| 3-Pointers Made | 19 | vs. | vs. Mississippi State, 12/8/18 | 1 | by | many (6), last by **Georgia Tech, 2/13/16** |
| 3-Point Attempts | 40 | by | Davidson, 11/17/16 | 9 | by | Furman, 11/16/12; UTEP, 11/23/12 |
| 3-Point % (min. 10 att.) | 72.7 | by | **Maryland, 2/7/12** | 7.7 | by | **Delaware State, 11/13/13** |
| Free Throws Made | 25 | by | West Virginia, 3/17/11; Florida State, 2/15/22 | 1 | by | **Virginia, 2/14/12; SC State, 12/23/12** |
| Free Throw Attempts | 35 | by | Maryland, 1/22/11 | 1 | by | **Virginia, 2/14/12** |
| Free Throw % (min. 10 att.) | 96.0 | by | Colorado, 11/26/19 | 18.2 | by | Davidson, 11/22/13 |
| Rebounds | 63 | by | **Maryland, 3/2/14** | 20 | by | **Delaware State, 12/27/10** |
| Offensive Rebounds | 24 | by | **Louisville, 1/10/16** | 1 | by | Boston College, 1/12/12 |
| Assists | 26 | by | Florida State, 2/5/17 | 2 | by | **Charleston Southern, 12/18/18** |
| Turnovers | 25 | by | **The Citadel, 1/1/13** | 4 | by | Temple, 11/21/13 |
| Blocked Shots | 11 | by | Virginia, 12/22/21 | 0 | by | many (12), last by Hofstra, 11/17/17 |
| Steals | 17 | by | Alabama, 12/12/20 | 0 | by | Hofstra, 11/17/17 |
| Fouls | 32 | by | **Western Carolina, 11/12/10** | 7 | by | **Notre Dame, 2/12/22** |

| CATEGORY | CLEMSON INDIVIDUAL BEST | | | OPPONENT INDIVIDUAL BEST | | |
|---|---|---|---|---|---|---|
| Points | 33 | by | Jaron Blossomgame vs. NC State, 2/20/16 | 40 | by | Harrison Barnes (North Carolina), 3/12/11 |
| Field Goals Made | 13 | by | many (3), last by **Jaron Blossomgame vs. Notre Dame, 2/8/16** | 12 | by | **many (5), last Landers Nolley II (Virginia Tech), 11/5/19** |
| Field Goal Attempts | 24 | by | K.J. McDaniels vs. Notre Dame, 2/11/14 | 23 | by | **Landers Nolley II (Virginia Tech), 11/5/19** |
| Field Goal Perfection | 7 | by | **Adonis Filer vs. The Citadel, 1/1/13** | 8 | by | **Mark Williams (Duke), 2/10/22** |
| | | | Nick Honor (Temple), 11/18/21 | | | |
| 3-Pointers Made | 8 | by | Marcquise Reed vs. Virginia Tech, 2/21/18 | 8 | by | Lamar Peters (Mississippi State), 12/8/18 |
| 3-Point Attempts | 20 | by | Marcquise Reed vs. Virginia Tech, 2/21/18 | 12 | by | Zane Johnson (Hawaii), 12/25/11 |
| | | | | | | **Andrew White III (Syracuse), 2/7/17** |
| | | | | | | Gavin Block (Ohio), 11/16/17 |
| | | | | | | **Demontrae Jefferson (Texas Southern), 11/24/17** |
| | | | | | | Ty-Shon Alexander (Creighton), 11/21/18 |
| | | | | | | **Antoine Davis (Detroit Mercy), 11/17/19** |
| 3-Point Perfection | 5 | by | **Gabe DeVoe vs. Texas Southern, 11/24/17** | 5 | by | Christian James (Oklahoma), 11/20/16 |
| | | | | | | **Chris Childs (Bryant), 11/15/21** |
| Free Throws Made | 16 | by | **Milton Jennings vs. Virginia Tech, 1/27/13** | 15 | by | Marcus Georges-Hunt (Georgia Tech), 3/9/16 |
| Free Throw Attempts | 18 | by | **Milton Jennings vs. Virginia Tech, 1/27/13** | 16 | by | Marcus Georges-Hunt (Georgia Tech), 3/9/16 |
| Free Throw Perfection | 9 | by | many (4), last by PJ Hall vs. Drake, 12/11/21 | 8 | by | Erick Green (Virginia Tech), 3/8/12 |
| | | | | | | Charles Mann (Georgia), 12/22/15 |
| | | | | | | Jordan Dartis (Ohio), 11/16/17 |
| | | | | | | Theo Pinson (North Carolina), 1/16/18 |
| Rebounds | 16 | by | **Elijah Thomas vs. Texas Southern, 11/24/17** | 20 | by | John Mooney (Notre Dame), 3/9/19 |
| Offensive Rebounds | 9 | by | **Ian Schieffelin vs. The Citadel, 11/7/22** | 8 | by | Jordan Murphy (Minnesota), 11/30/15 |
| Assists | 11 | by | Marcquise Reed vs. Georgia Tech, 1/28/18 | 13 | by | Kendall Marshall (North Carolina), 2/18/12 |
| | | | **Clyde Trapp vs. Syracuse, 2/6/21** | | | |
| Blocked Shots | 8 | by | **Jerai Grant vs. East Carolina, 12/29/10** | 7 | by | James Banks III (Georgia Tech), 2/6/19 |
| | | | Landry Nnoko vs. Virginia Tech, 2/6/16 | | | |
| Steals | 6 | by | **Avry Holmes vs. Georgia Tech, 2/13/16** | 5 | by | many (4), last by Lavar Batts (NC State), 1/11/18 |
| Minutes | 48 | by | ^^**K.J. McDaniels vs. Maryland, 3/2/14** | 50 | by | ^^Eric Atkins (Notre Dame), 2/11/14 |

**Bold** denotes a Clemson home game; ^ - denotes one overtime period.

# GAME-BY-GAME RESULTS

| | W/L | FG-FGA | Pct. | 3pt-A | Pct. | FT-FTA | Pct. | OR | DR | Tot | PF | A | TO | BLK | Stl | 1H | 2H | OT | Pts |
|---|---|---|---|---|---|---|---|---|---|---|---|---|---|---|---|---|---|---|---|
| **Clemson** | **W** | **30-65** | **.462** | **7-22** | **.318** | **13-18** | **.722** | **13** | **29** | **42** | **15** | **19** | **8** | **1** | **8** | **45** | **35** | **N/A** | **80** |
| The Citadel | | 24-56 | .429 | 11-25 | .440 | 10-12 | .833 | 5 | 25 | 30 | 18 | 11 | 13 | 3 | 1 | 31 | 38 | N/A | 69 |
| **Clemson** | **L** | **23-61** | **.377** | **7-18** | **.389** | **5-9** | **.556** | **9** | **23** | **32** | **17** | **13** | **13** | **4** | **9** | **26** | **32** | **N/A** | **58** |
| South Carolina | | 22-64 | .344 | 10-26 | .385 | 6-13 | .462 | 19 | 31 | 50 | 15 | 12 | 19 | 4 | 6 | 35 | 25 | N/A | 60 |
| **Clemson** | **W** | **31-55** | **.564** | **8-21** | **.381** | **11-18** | **.611** | **7** | **22** | **29** | **18** | **17** | **9** | **1** | **6** | **41** | **40** | **N/A** | **81** |
| USC Upstate | | 24-46 | .522 | 6-15 | .400 | 16-22 | .727 | 4 | 21 | 25 | 21 | 9 | 12 | 2 | 4 | 32 | 38 | N/A | 70 |
| **Clemson** | **W** | **22-47** | **.468** | **13-28** | **.464** | **19-22** | **.864** | **5** | **22** | **27** | **19** | **14** | **9** | **3** | **5** | **33** | **43** | **N/A** | **76** |
| Bellarmine | | 21-49 | .429 | 9-22 | .409 | 15-20 | .750 | 6 | 18 | 24 | 20 | 12 | 11 | 0 | 3 | 28 | 38 | N/A | 66 |
| **Clemson** | **W** | **27-56** | **.482** | **8-21** | **.381** | **10-12** | **.833** | **9** | **32** | **41** | **9** | **16** | **15** | **4** | **9** | **43** | **29** | **N/A** | **72** |
| Loyola Maryland | | 15-52 | .288 | 6-24 | .250 | 5-8 | .625 | 7 | 20 | 27 | 14 | 8 | 18 | 2 | 9 | 14 | 27 | N/A | 41 |
| **Clemson** | **L** | **26-64** | **.406** | **8-26** | **.308** | **11-13** | **.846** | **10** | **22** | **32** | **23** | **11** | **10** | **0** | **4** | **27** | **44** | **N/A** | **71** |
| Iowa | | 23-60 | .383 | 4-19 | .211 | 24-30 | .800 | 17 | 29 | 46 | 17 | 12 | 9 | 3 | 6 | 34 | 40 | N/A | 74 |
| **Clemson** | **W** | **23-43** | **.535** | **7-17** | **.412** | **14-19** | **.737** | **3** | **21** | **24** | **17** | **15** | **8** | **4** | **8** | **31** | **36** | **N/A** | **67** |
| California | | 19-48 | .396 | 3-20 | .150 | 18-20 | .900 | 7 | 17 | 24 | 16 | 9 | 11 | 3 | 4 | 28 | 31 | N/A | 59 |

# BOX SCORES

## 1 — Nov. 7, 2022

**CLEMSON 80**
**THE CITADEL 69**

ATTENDANCE: 4,768

LITTLEJOHN COLISEUM / CLEMSON, S.C.

| CLEMSON | FG | 3FG | FT | REB | PF | TP | A | TO | B | S | MIN |
|---|---|---|---|---|---|---|---|---|---|---|---|
| Tyson f | 6-12 | 1-5 | 6-9 | 3-10-13 | 1 | 19 | 2 | 3 | 0 | 3 | 38 |
| Middlebrooks c | 0-0 | 0-0 | 0-0 | 0-1-1 | 1 | 0 | 0 | 0 | 0 | 1 | 9 |
| C. Hunter g | 8-17 | 3-4 | 4-4 | 1-0-1 | 0 | 23 | 7 | 0 | 0 | 0 | 33 |
| Galloway g | 4-10 | 1-5 | 2-2 | 0-4-4 | 4 | 11 | 4 | 1 | 0 | 2 | 26 |
| Hemenway g | 3-9 | 1-6 | 0-0 | 0-3-3 | 2 | 7 | 1 | 2 | 0 | 1 | 35 |
| D. Hunter | 0-1 | 0-0 | 0-0 | 0-2-2 | 2 | 0 | 0 | 1 | 0 | 1 | 11 |
| Schieffelin | 9-13 | 1-2 | 1-3 | 9-5-14 | 1 | 20 | 2 | 1 | 1 | 0 | 31 |
| Godfrey | 0-0 | 0-0 | 0-0 | 0-1-1 | 1 | 0 | 2 | 0 | 0 | 0 | 4 |
| Beadle | 0-3 | 0-0 | 0-0 | 0-1-1 | 3 | 0 | 1 | 0 | 0 | 0 | 12 |
| TEAM | | | | 0-2-2 | | | | 0 | | | |
| **Totals** | **30-65** | **7-22** | **13-18** | **13-29-42** | **15** | **80** | **19** | **8** | **1** | **8** | **200** |
| **Pct.** | **46.2** | **31.8** | **72.2** | **DR: 2,0** | | | | | | | |

**FG** (1st Half: 17-31 54.8%; 2nd Half: 13-34 38.2%)
**3FG** (1st Half: 5-11 45.5%; 2nd Half: 2-11 18.2%)
**FT** (1st Half: 6-7 85.7%; 2nd Half: 7-11 63.6%)

| THE CITADEL | FG | 3FG | FT | REB | PF | TP | A | TO | B | S | MIN |
|---|---|---|---|---|---|---|---|---|---|---|---|
| Clark f | 7-15 | 2-3 | 0-1 | 0-5-5 | 3 | 16 | 2 | 3 | 3 | 0 | 35 |
| Spence f | 2-3 | 0-0 | 0-0 | 2-0-2 | 2 | 4 | 0 | 0 | 0 | 0 | 13 |
| Ash g | 7-15 | 5-10 | 0-0 | 0-5-5 | 1 | 19 | 2 | 0 | 0 | 0 | 36 |
| Durr g | 3-7 | 0-0 | 6-7 | 0-6-6 | 4 | 12 | 2 | 3 | 0 | 0 | 23 |
| McCallister g | 3-5 | 3-5 | 4-4 | 2-3-5 | 2 | 13 | 1 | 3 | 0 | 0 | 25 |
| Maynard | 0-3 | 0-3 | 0-0 | 0-1-1 | 4 | 0 | 3 | 0 | 0 | 0 | 20 |
| Morgan | 1-7 | 1-4 | 0-0 | 0-1-1 | 2 | 3 | 1 | 3 | 0 | 0 | 27 |
| Carpio | 0-0 | 0-0 | 0-0 | 0-0-0 | 0 | 0 | 0 | 0 | 0 | 1 | 5 |
| Engler | 0-0 | 0-0 | 0-0 | 1-0-1 | 0 | 0 | 0 | 0 | 0 | 0 | 6 |
| Conrad | 0-0 | 0-0 | 0-0 | 0-0-0 | 0 | 0 | 0 | 0 | 0 | 0 | 1 |
| Price | 1-1 | 0-0 | 0-0 | 0-1-1 | 0 | 2 | 0 | 0 | 0 | 0 | 4 |
| Green | 0-0 | 0-0 | 0-0 | 0-1-1 | 0 | 0 | 0 | 0 | 0 | 0 | 4 |
| TEAM | | | | 0-2-2 | | | | 1 | | | |
| **Totals** | **24-56** | **11-25** | **10-12** | **5-25-30** | **18** | **69** | **11** | **13** | **3** | **1** | **200** |
| **Pct.** | **42.9** | **44.0** | **83.3** | **DR: 0,0** | | | | | | | |

**FG** (1st Half: 11-25 44.0%; 2nd Half: 13-31 41.9%)
**3FG** (1st Half: 4-10 40.0%; 2nd Half: 7-15 46.7%)
**FT** (1st Half: 5-6 83.3%; 2nd Half: 5-6 83.3%)

**OFFICIALS:** Bert Smith, Nick Heater, JP Primm
**TECHNICAL FOULS:** None

| SCORE BY PERIODS | 1ST | 2ND | TOTAL |
|---|---|---|---|
| Clemson | 45 | 35 | 80 |
| The Citadel | 31 | 38 | 69 |

## 2 — Nov. 11, 2022

**SOUTH CAROLINA 60**
**CLEMSON 58**

ATTENDANCE: 13,380

COLONIAL LIFE ARENA / COLUMBIA, S.C.

| SOUTH CAROLINA | FG | 3FG | FT | REB | PF | TP | A | TO | B | S | MIN |
|---|---|---|---|---|---|---|---|---|---|---|---|
| Brown f | 3-12 | 2-6 | 1-2 | 3-3-6 | 4 | 9 | 1 | 3 | 0 | 1 | 27 |
| Jackson f | 4-13 | 1-3 | 3-4 | 3-5-8 | 1 | 12 | 0 | 1 | 0 | 2 | 34 |
| Bosmans-Verdonk f | 1-1 | 0-0 | 0-0 | 1-3-4 | 4 | 2 | 2 | 7 | 0 | 0 | 15 |
| Carter Jr. g | 6-9 | 4-6 | 0-0 | 0-1-1 | 0 | 16 | 3 | 3 | 0 | 2 | 31 |
| Johnson g | 1-8 | 1-6 | 0-1 | 1-4-5 | 3 | 3 | 2 | 4 | 1 | 0 | 31 |
| Wright | 4-8 | 2-2 | 0-0 | 1-3-4 | 1 | 10 | 2 | 1 | 0 | 0 | 22 |
| Davis | 0-2 | 0-2 | 0-1 | 1-2-3 | 0 | 0 | 1 | 0 | 0 | 1 | 12 |
| Gray | 2-6 | 0-0 | 2-5 | 5-5-10 | 1 | 6 | 1 | 0 | 3 | 0 | 19 |
| Hankins-Sanford | 1-5 | 0-1 | 0-0 | 1-4-5 | 1 | 2 | 0 | 0 | 0 | 0 | 7 |
| TEAM | | | | 3-1-4 | | | | 0 | | | |
| **Totals** | **22-64** | **10-26** | **6-13** | **19-31-50** | **15** | **60** | **12** | **19** | **4** | **6** | **200** |
| **Pct.** | **34.4** | **38.5** | **46.2** | **DR: 5,0** | | | | | | | |

**FG** (1st Half: 12-32 37.5%; 2nd Half: 10-32 31.3%)
**3FG** (1st Half: 6-14 42.9%; 2nd Half: 4-12 33.3%)
**FT** (1st Half: 5-11 45.5%; 2nd Half: 1-2 50.0%)

| CLEMSON | FG | 3FG | FT | REB | PF | TP | A | TO | B | S | MIN |
|---|---|---|---|---|---|---|---|---|---|---|---|
| Tyson f | 4-11 | 2-5 | 0-1 | 0-4-4 | 4 | 10 | 2 | 3 | 0 | 1 | 27 |
| Middlebrooks c | 1-3 | 0-0 | 0-2 | 1-1-2 | 0 | 2 | 0 | 0 | 1 | 2 | 10 |
| C. Hunter g | 5-12 | 0-1 | 3-4 | 1-4-5 | 1 | 13 | 5 | 1 | 0 | 1 | 33 |
| Galloway g | 4-9 | 3-6 | 2-2 | 1-2-3 | 4 | 13 | 2 | 2 | 1 | 2 | 30 |
| Hemenway g | 1-2 | 1-1 | 0-0 | 0-3-3 | 2 | 3 | 2 | 2 | 1 | 0 | 32 |
| Godfrey | 0-2 | 0-1 | 0-0 | 0-1-1 | 1 | 0 | 0 | 0 | 0 | 0 | 8 |
| Hall | 7-12 | 1-4 | 0-0 | 1-4-5 | 3 | 15 | 0 | 2 | 1 | 1 | 22 |
| D. Hunter | 0-1 | 0-0 | 0-0 | 0-0-0 | 1 | 0 | 1 | 0 | 0 | 0 | 7 |
| Beadle | 0-4 | 0-0 | 0-0 | 1-1-2 | 0 | 0 | 0 | 1 | 0 | 2 | 14 |
| Schieffelin | 0-4 | 0-0 | 0-0 | 1-1-2 | 0 | 0 | 1 | 1 | 0 | 0 | 11 |
| Wiggins | 1-1 | 0-0 | 0-0 | 0-0-0 | 1 | 2 | 0 | 1 | 0 | 0 | 3 |
| TEAM | | | | 3-2-5 | | | | 0 | | | |
| **Totals** | **23-61** | **7-18** | **5-9** | **9-23-32** | **17** | **58** | **13** | **13** | **4** | **9** | **200** |
| **Pct.** | **37.7** | **38.9** | **55.6** | **DR: 2,2** | | | | | | | |

**FG** (1st Half: 10-28 35.7%; 2nd Half: 13-33 39.4%)
**3FG** (1st Half: 4-9 44.4%; 2nd Half: 3-9 33.3%)
**FT** (1st Half: 2-3 66.7%; 2nd Half: 3-6 50.0%)

**OFFICIALS:** Terry Oglesby, Vladamir Voyard-Tadal, Jerry Heater
**TECHNICAL FOULS:** None

| SCORE BY PERIODS | 1ST | 2ND | TOTAL |
|---|---|---|---|
| South Carolina | 35 | 25 | 60 |
| Clemson | 26 | 32 | 58 |

## 3 — Nov. 15, 2022

**CLEMSON 81**
**USC UPSTATE 70**

ATTENDANCE: 5,002

LITTLEJOHN COLISEUM / CLEMSON, S.C.

| CLEMSON | FG | 3FG | FT | REB | PF | TP | A | TO | B | S | MIN |
|---|---|---|---|---|---|---|---|---|---|---|---|
| Tyson f | 4-11 | 0-4 | 0-0 | 5-7-12 | 1 | 8 | 3 | 0 | 0 | 0 | 37 |
| Middlebrooks c | 0-0 | 0-0 | 1-2 | 0-1-1 | 1 | 1 | 1 | 1 | 0 | 0 | 7 |
| C. Hunter g | 7-12 | 4-6 | 2-4 | 0-3-3 | 4 | 20 | 3 | 2 | 1 | 0 | 35 |
| Galloway g | 4-6 | 0-1 | 7-8 | 0-5-5 | 2 | 15 | 2 | 1 | 0 | 2 | 33 |
| Hemenway g | 7-9 | 4-6 | 0-0 | 0-1-1 | 3 | 18 | 2 | 0 | 0 | 1 | 26 |
| D. Hunter | 1-3 | 0-1 | 0-1 | 0-0-0 | 2 | 2 | 1 | 0 | 0 | 0 | 14 |
| Schieffelin | 1-1 | 0-0 | 0-0 | 1-3-4 | 1 | 2 | 3 | 0 | 0 | 1 | 14 |
| Hall | 6-11 | 0-2 | 1-3 | 1-1-2 | 2 | 13 | 2 | 2 | 0 | 2 | 21 |
| Beadle | 1-2 | 0-1 | 0-0 | 0-0-0 | 1 | 2 | 0 | 2 | 0 | 0 | 11 |
| Godfrey | 0-0 | 0-0 | 0-0 | 0-0-0 | 1 | 0 | 0 | 0 | 0 | 0 | 1 |
| TEAM | | | | 0-1-1 | | | | 1 | | | |
| **Totals** | **31-55** | **8-21** | **11-18** | **7-22-29** | **18** | **81** | **17** | **9** | **1** | **6** | **200** |
| **Pct.** | **56.4** | **38.1** | **61.1** | **DR: 3,0** | | | | | | | |

**FG** (1st Half: 14-26 53.8%; 2nd Half: 17-29 58.6%)
**3FG** (1st Half: 4-11 36.4%; 2nd Half: 4-10 40.0%)
**FT** (1st Half: 9-12 75.0%; 2nd Half: 2-6 33.3%)

| USC UPSTATE | FG | 3FG | FT | REB | PF | TP | A | TO | B | S | MIN |
|---|---|---|---|---|---|---|---|---|---|---|---|
| Smith f | 1-6 | 0-1 | 2-2 | 0-4-4 | 0 | 4 | 0 | 1 | 1 | 0 | 26 |
| N'Diaye f | 1-1 | 0-0 | 0-2 | 0-6-6 | 1 | 2 | 0 | 1 | 0 | 0 | 18 |
| Gainey g | 8-16 | 2-5 | 6-6 | 1-3-4 | 3 | 24 | 2 | 2 | 0 | 1 | 34 |
| Broadnax g | 5-8 | 0-2 | 6-9 | 0-1-1 | 3 | 16 | 5 | 2 | 0 | 1 | 37 |
| Rideau Jr. g | 0-1 | 0-1 | 0-0 | 0-0-0 | 3 | 0 | 0 | 1 | 0 | 1 | 18 |
| Bailey | 5-8 | 3-4 | 2-2 | 2-2-4 | 2 | 15 | 0 | 2 | 0 | 1 | 32 |
| Langlais | 3-4 | 0-0 | 0-1 | 0-2-2 | 4 | 6 | 0 | 1 | 1 | 0 | 15 |
| Surratt | 1-2 | 1-2 | 0-0 | 0-2-2 | 3 | 3 | 0 | 2 | 0 | 0 | 14 |
| Sheida | 0-0 | 0-0 | 0-0 | 0-0-0 | 2 | 0 | 2 | 0 | 0 | 0 | 3 |
| TEAM | | | | 1-1-2 | | | | 0 | | | |
| **Totals** | **24-46** | **6-15** | **16-22** | **4-21-25** | **21** | **70** | **9** | **12** | **2** | **4** | **200** |
| **Pct.** | **52.2** | **40.0** | **72.7** | **DR: 2,0** | | | | | | | |

**FG** (1st Half: 10-24 41.7%; 2nd Half: 14-22 63.6%)
**3FG** (1st Half: 4-11 36.4%; 2nd Half: 2-4 50.0%)
**FT** (1st Half: 8-12 66.7%; 2nd Half: 8-10 80.0%)

**OFFICIALS:** AJ Desai, Tony Henderson, Ryan Sassano
**TECHNICAL FOULS:** None

| SCORE BY PERIODS | 1ST | 2ND | TOTAL |
|---|---|---|---|
| Clemson | 41 | 40 | 81 |
| USC Upstate | 32 | 38 | 70 |

## 4 — Nov. 18, 2022

**CLEMSON 76**
**BELLARMINE 66**

ATTENDANCE: 6,137

LITTLEJOHN COLISEUM / CLEMSON, S.C.

| CLEMSON | FG | 3FG | FT | REB | PF | TP | A | TO | B | S | MIN |
|---|---|---|---|---|---|---|---|---|---|---|---|
| Tyson f | 3-9 | 3-5 | 2-2 | 2-8-10 | 0 | 11 | 1 | 0 | 1 | 2 | 35 |
| Middlebrooks c | 2-3 | 0-0 | 0-0 | 2-1-3 | 4 | 4 | 0 | 0 | 0 | 0 | 9 |
| C. Hunter g | 5-8 | 5-6 | 0-0 | 0-2-2 | 3 | 15 | 8 | 3 | 0 | 0 | 37 |
| Galloway g | 4-7 | 1-4 | 5-7 | 0-2-2 | 4 | 14 | 3 | 2 | 0 | 1 | 30 |
| Hemenway g | 3-9 | 3-9 | 0-0 | 0-0-0 | 4 | 9 | 0 | 1 | 0 | 0 | 34 |
| Schieffelin | 4-6 | 0-1 | 5-5 | 0-3-3 | 2 | 13 | 0 | 1 | 1 | 1 | 19 |
| Hall | 1-3 | 1-1 | 7-8 | 1-3-4 | 1 | 10 | 0 | 1 | 1 | 1 | 19 |
| D. Hunter | 0-1 | 0-1 | 0-0 | 0-2-2 | 0 | 0 | 1 | 0 | 0 | 0 | 5 |
| Wiggins | 0-1 | 0-1 | 0-0 | 0-0-0 | 1 | 0 | 1 | 1 | 0 | 0 | 10 |
| TEAM | | | | 0-1-1 | | | | 0 | | | |
| **Totals** | **22-47** | **13-28** | **19-22** | **5-22-27** | **19** | **76** | **14** | **9** | **3** | **5** | **200** |
| **Pct.** | **46.8** | **46.4** | **86.4** | **DR: 2,1** | | | | | | | |

**FG** (1st Half: 9-23 39.1%; 2nd Half: 13-24 54.2%)
**3FG** (1st Half: 7-16 43.8%; 2nd Half: 6-12 50.0%)
**FT** (1st Half: 8-11 72.7%; 2nd Half: 11-11 100.0%)

| BELLARMINE | FG | 3FG | FT | REB | PF | TP | A | TO | B | S | MIN |
|---|---|---|---|---|---|---|---|---|---|---|---|
| Hopf f | 2-3 | 2-2 | 2-2 | 1-0-1 | 4 | 8 | 0 | 1 | 0 | 0 | 17 |
| Betz g | 3-8 | 1-5 | 5-6 | 1-6-7 | 4 | 12 | 4 | 0 | 0 | 0 | 39 |
| Suder g | 4-11 | 0-2 | 1-2 | 0-2-2 | 3 | 9 | 2 | 1 | 0 | 2 | 28 |
| Tipton g | 3-9 | 1-4 | 2-2 | 1-1-2 | 2 | 9 | 0 | 1 | 0 | 0 | 22 |
| Wieland g | 5-9 | 1-4 | 5-7 | 0-5-5 | 0 | 16 | 2 | 1 | 0 | 1 | 31 |
| Johnson | 2-4 | 2-2 | 0-0 | 0-1-1 | 2 | 6 | 2 | 0 | 0 | 0 | 21 |
| Pfriem | 0-2 | 0-1 | 0-0 | 2-2-4 | 0 | 0 | 2 | 2 | 0 | 0 | 23 |
| Hatton | 1-2 | 1-1 | 0-0 | 0-0-0 | 1 | 3 | 0 | 1 | 0 | 0 | 11 |
| DeVault | 1-1 | 1-1 | 0-1 | 0-0-0 | 2 | 3 | 0 | 1 | 0 | 0 | 5 |
| Thelan | 0-0 | 0-0 | 0-0 | 0-1-1 | 1 | 0 | 0 | 1 | 0 | 0 | 2 |
| TEAM | | | | 1-0-1 | | | | 2 | | | |
| **Totals** | **21-49** | **9-22** | **15-20** | **6-18-24** | **20** | **66** | **12** | **11** | **0** | **3** | **200** |
| **Pct.** | **42.9** | **40.9** | **75.0** | **DR: 4,3** | | | | | | | |

**FG** (1st Half: 10-22 45.5%; 2nd Half: 11-27 40.7%)
**3FG** (1st Half: 6-11 54.5%; 2nd Half: 3-11 27.3%)
**FT** (1st Half: 2-3 66.7%; 2nd Half: 13-17 76.5%)

**OFFICIALS:** Raymond Styons, Brent Hampton, Mark Schnur
**TECHNICAL FOULS:** Bellarmine Head Coach (1st Half – 17:14)

| SCORE BY PERIODS | 1ST | 2ND | TOTAL |
|---|---|---|---|
| Clemson | 33 | 43 | 76 |
| Bellarmine | 28 | 38 | 66 |

## 5 — Nov. 21, 2022

**CLEMSON 72**
**LOYOLA MARYLAND 41**

ATTENDANCE: 4,655

LITTLEJOHN COLISEUM / CLEMSON, S.C.

| CLEMSON | FG | 3FG | FT | REB | PF | TP | A | TO | B | S | MIN |
|---|---|---|---|---|---|---|---|---|---|---|---|
| Tyson f | 4-10 | 2-5 | 4-4 | 3-6-9 | 1 | 14 | 2 | 2 | 0 | 1 | 18 |
| Middlebrooks c | 0-2 | 0-0 | 0-0 | 1-2-3 | 1 | 0 | 0 | 1 | 1 | 2 | 10 |
| C. Hunter g | 4-6 | 1-2 | 1-2 | 0-1-1 | 0 | 10 | 1 | 4 | 0 | 0 | 19 |
| Galloway g | 2-4 | 0-2 | 2-2 | 0-3-3 | 1 | 6 | 3 | 2 | 0 | 2 | 21 |
| Hemenway g | 5-5 | 3-3 | 0-0 | 1-3-4 | 1 | 13 | 2 | 0 | 0 | 1 | 28 |
| Hall | 1-5 | 0-2 | 2-2 | 0-1-1 | 2 | 4 | 0 | 1 | 1 | 0 | 13 |
| Godfrey | 3-5 | 0-1 | 1-2 | 1-1-2 | 1 | 7 | 1 | 1 | 0 | 1 | 14 |
| Beadle | 1-5 | 0-2 | 0-0 | 0-3-3 | 0 | 2 | 3 | 0 | 0 | 0 | 21 |
| Schieffelin | 2-3 | 1-1 | 0-0 | 0-6-6 | 1 | 5 | 2 | 2 | 0 | 1 | 19 |
| D. Hunter | 2-5 | 0-0 | 0-0 | 2-2-4 | 1 | 4 | 2 | 2 | 0 | 0 | 20 |
| Wiggins | 3-4 | 1-2 | 0-0 | 0-2-2 | 0 | 7 | 0 | 0 | 1 | 1 | 12 |
| Foster | 0-0 | 0-0 | 0-0 | 0-1-1 | 0 | 0 | 0 | 0 | 0 | 0 | 1 |
| J. Nauseef | 0-1 | 0-1 | 0-0 | 0-0-0 | 0 | 0 | 0 | 0 | 0 | 0 | 1 |
| Kelly | 0-0 | 0-0 | 0-0 | 0-0-0 | 0 | 0 | 0 | 0 | 0 | 0 | 1 |
| D. Nauseef | 0-1 | 0-0 | 0-0 | 0-0-0 | 0 | 0 | 0 | 0 | 1 | 0 | 1 |
| TEAM | | | | 1-1-2 | | | | 0 | | | |
| **Totals** | **27-56** | **8-21** | **10-12** | **9-32-41** | **9** | **72** | **16** | **15** | **4** | **9** | **200** |
| **Pct.** | **48.2** | **38.1** | **83.3** | **DR: 2,0** | | | | | | | |

**FG** (1st Half: 16-29 55.2%; 2nd Half: 11-27 40.7%)
**3FG** (1st Half: 4-12 33.3%; 2nd Half: 4-9 44.4%)
**FT** (1st Half: 7-8 87.5%; 2nd Half: 3-4 75.0%)

| LOYOLA MARYLAND | FG | 3FG | FT | REB | PF | TP | A | TO | B | S | MIN |
|---|---|---|---|---|---|---|---|---|---|---|---|
| Alexander f | 1-4 | 1-3 | 2-2 | 0-3-3 | 1 | 5 | 1 | 2 | 1 | 0 | 17 |
| Dike f | 2-3 | 0-0 | 0-1 | 1-1-2 | 3 | 4 | 0 | 2 | 0 | 0 | 6 |
| Andrews g | 0-5 | 0-2 | 0-0 | 0-2-2 | 2 | 0 | 0 | 0 | 1 | 0 | 28 |
| Perry g | 4-12 | 3-8 | 0-0 | 0-3-3 | 1 | 11 | 1 | 2 | 0 | 4 | 30 |
| Jones g | 2-7 | 2-7 | 0-0 | 0-2-2 | 0 | 6 | 3 | 4 | 0 | 3 | 34 |
| Redding | 0-2 | 0-0 | 0-0 | 2-0-2 | 4 | 0 | 0 | 1 | 0 | 0 | 8 |
| Faure | 6-9 | 0-0 | 3-5 | 1-5-6 | 2 | 15 | 1 | 2 | 0 | 1 | 26 |
| Brown III | 0-3 | 0-2 | 0-0 | 0-2-2 | 0 | 0 | 1 | 0 | 0 | 0 | 17 |
| Commander | 0-3 | 0-1 | 0-0 | 1-1-2 | 0 | 0 | 0 | 1 | 0 | 0 | 12 |
| Brennan | 0-1 | 0-0 | 0-0 | 0-0-0 | 1 | 0 | 0 | 1 | 0 | 0 | 3 |
| Gibbs | 0-2 | 0-0 | 0-0 | 1-0-1 | 0 | 0 | 0 | 0 | 0 | 1 | 3 |
| Gray | 0-0 | 0-0 | 0-0 | 0-0-0 | 0 | 0 | 0 | 0 | 0 | 0 | 1 |
| Jackson | 0-0 | 0-0 | 0-0 | 0-1-1 | 0 | 0 | 0 | 0 | 0 | 0 | 1 |
| TEAM | | | | 1-0-1 | | | | 1 | | | |
| **Totals** | **15-52** | **6-24** | **5-8** | **7-20-27** | **14** | **41** | **8** | **18** | **2** | **9** | **200** |
| **Pct.** | **28.8** | **25.0** | **62.5** | **DR: 1,0** | | | | | | | |

**FG** (1st Half: 6-24 25.0%; 2nd Half: 9-28 32.1%)
**3FG** (1st Half: 2-13 15.4%; 2nd Half: 4-11 36.4%)
**FT** (1st Half: 0-1 0.0%; 2nd Half: 5-7 71.4%)

**OFFICIALS:** Jamie Luckie, Doug Sirmons, Kipp Kissinger
**TECHNICAL FOULS:** Golden Dike (1st Half – 11:00, Ejected)

| SCORE BY PERIODS | 1ST | 2ND | TOTAL |
|---|---|---|---|
| Clemson | 43 | 29 | 72 |
| Loyola Maryland | 14 | 27 | 41 |

## 6 — Nov. 25, 2022

**CLEMSON 71**
**No. 25/24 IOWA 74**

ATTENDANCE: 1,880

RAIDER ARENA / NICEVILLE, FLA.

| CLEMSON | FG | 3FG | FT | REB | PF | TP | A | TO | B | S | MIN |
|---|---|---|---|---|---|---|---|---|---|---|---|
| Tyson f | 4-11 | 3-5 | 2-2 | 3-5-8 | 3 | 13 | 2 | 0 | 0 | 1 | 37 |
| Middlebrooks c | 1-2 | 0-1 | 0-0 | 1-2-3 | 2 | 2 | 0 | 0 | 0 | 0 | 11 |
| C. Hunter g | 7-15 | 2-5 | 5-5 | 0-3-3 | 3 | 21 | 6 | 3 | 0 | 0 | 28 |
| Galloway g | 2-5 | 2-5 | 0-0 | 0-1-1 | 2 | 6 | 0 | 1 | 0 | 1 | 23 |
| Hemenway g | 2-8 | 1-5 | 2-3 | 0-2-2 | 4 | 7 | 2 | 1 | 0 | 1 | 31 |
| Hall | 0-2 | 0-0 | 0-0 | 3-1-4 | 3 | 0 | 0 | 1 | 0 | 0 | 13 |
| Beadle | 4-12 | 0-4 | 0-0 | 0-3-3 | 2 | 8 | 1 | 1 | 0 | 1 | 21 |
| Schieffelin | 3-6 | 0-1 | 1-2 | 1-2-3 | 2 | 7 | 0 | 1 | 0 | 0 | 25 |
| Godfrey | 3-3 | 0-0 | 1-1 | 0-1-1 | 2 | 7 | 0 | 1 | 0 | 0 | 9 |
| D. Hunter | 0-0 | 0-0 | 0-0 | 0-0-0 | 0 | 0 | 0 | 0 | 0 | 0 | 1 |
| TEAM | | | | 2-2-4 | | | | 1 | | | |
| **Totals** | **26-64** | **8-26** | **11-13** | **10-22-32** | **23** | **71** | **11** | **10** | **0** | **4** | **200** |
| **Pct.** | **40.6** | **30.8** | **84.6** | **DR: 1,0** | | | | | | | |

**FG** (1st Half: 11-31 35.5%; 2nd Half: 15-33 45.5%)
**3FG** (1st Half: 2-11 18.2%; 2nd Half: 6-15 40.0%)
**FT** (1st Half: 3-4 75.0%; 2nd Half: 8-9 88.9%)

| IOWA | FG | 3FG | FT | REB | PF | TP | A | TO | B | S | MIN |
|---|---|---|---|---|---|---|---|---|---|---|---|
| Rebraca f | 3-7 | 0-0 | 3-7 | 3-7-10 | 3 | 9 | 2 | 1 | 0 | 0 | 35 |
| P. McCaffery f | 7-14 | 1-6 | 6-7 | 3-2-5 | 0 | 21 | 1 | 1 | 1 | 0 | 31 |
| Murray f | 4-17 | 0-5 | 2-2 | 4-8-12 | 2 | 10 | 0 | 0 | 0 | 1 | 35 |
| Perkins g | 1-6 | 0-1 | 9-10 | 0-4-4 | 4 | 11 | 2 | 3 | 0 | 2 | 21 |
| Sandfort g | 3-8 | 1-3 | 0-0 | 0-2-2 | 2 | 7 | 3 | 1 | 1 | 2 | 23 |
| Ulis | 2-5 | 1-3 | 0-0 | 0-1-1 | 1 | 5 | 1 | 0 | 1 | 0 | 22 |
| C. McCaffery | 0-0 | 0-0 | 0-0 | 2-4-6 | 3 | 0 | 1 | 1 | 0 | 0 | 17 |
| Bowen | 3-3 | 1-1 | 2-2 | 0-0-0 | 2 | 9 | 0 | 2 | 0 | 0 | 11 |
| Ogundele | 0-0 | 0-0 | 2-2 | 1-1-2 | 0 | 2 | 2 | 0 | 0 | 1 | 4 |
| TEAM | | | | 4-0-4 | | | | 0 | | | |
| **Totals** | **23-60** | **4-19** | **24-30** | **17-29-46** | **17** | **74** | **12** | **9** | **3** | **6** | **200** |
| **Pct.** | **38.3** | **21.1** | **80.0** | **DR: 4,0** | | | | | | | |

**FG** (1st Half: 13-30 43.3%; 2nd Half: 10-30 33.3%)
**3FG** (1st Half: 2-11 18.2%; 2nd Half: 2-8 25.0%)
**FT** (1st Half: 6-9 66.7%; 2nd Half: 18-21 85.7%)

**OFFICIALS:** Jeff Anderson, Doug Shows, John Gaffney
**TECHNICAL FOULS:** Payton Sandfort (1st Half – 4:48)

| SCORE BY PERIODS | 1ST | 2ND | TOTAL |
|---|---|---|---|
| Clemson | 27 | 44 | 71 |
| Iowa | 34 | 40 | 74 |

# BOX SCORES

**7**
**Nov. 26, 2022**

| | |
|---|---|
| **CALIFORNIA** | **59** |
| **CLEMSON** | **67** |

**ATTENDANCE: 4,768**

**LITTLEJOHN COLISEUM / CLEMSON, S.C.**

| CALIFORNIA | FG | 3FG | FT | REB | PF | TP | A | TO | B | S | MIN |
|---|---|---|---|---|---|---|---|---|---|---|---|
| Kuany f | 2-8 | 0-4 | 7-8 | 3-1-4 | 4 | 11 | 2 | 1 | 0 | 1 | 26 |
| Newell f | 3-7 | 1-4 | 2-2 | 0-4-4 | 2 | 9 | 1 | 1 | 0 | 0 | 29 |
| Thiemann c | 6-7 | 0-0 | 3-3 | 3-2-5 | 2 | 15 | 0 | 2 | 3 | 0 | 26 |
| Brown g | 2-3 | 0-1 | 0-0 | 0-3-3 | 4 | 4 | 4 | 1 | 0 | 0 | 32 |
| Askew g | 5-17 | 2-9 | 6-7 | 0-1-1 | 0 | 18 | 2 | 2 | 0 | 2 | 32 |
| Roberson | 0-1 | 0-0 | 0-0 | 0-0-0 | 3 | 0 | 0 | 3 | 0 | 0 | 10 |
| Bowser | 0-3 | 0-2 | 0-0 | 0-2-2 | 1 | 0 | 0 | 0 | 0 | 1 | 18 |
| Okafor | 1-1 | 0-0 | 0-0 | 0-1-1 | 0 | 2 | 0 | 0 | 0 | 0 | 13 |
| Anyanwu | 0-1 | 0-0 | 0-0 | 0-3-3 | 0 | 0 | 0 | 0 | 0 | 0 | 11 |
| TEAM | | | | 1-0-1 | | | | 1 | | | |
| **Totals** | **19-48** | **3-20** | **18-20** | **7-17-24** | **16** | **59** | **9** | **11** | **3** | **4** | **200** |
| **Pct.** | **39.6** | **15.0** | **90.0** | **DR: 2,0** | | | | | | | |

**FG** (1st Half: 6-22 27.3%; 2nd Half: 13-26 50.0%)
**3FG** (1st Half: 2-12 16.7%; 2nd Half: 1-8 12.5%)
**FT** (1st Half: 14-15 93.3%; 2nd Half: 4-5 80.0%)

| CLEMSON | FG | 3FG | FT | REB | PF | TP | A | TO | B | S | MIN |
|---|---|---|---|---|---|---|---|---|---|---|---|
| Tyson f | 4-8 | 2-4 | 4-4 | 0-5-5 | 3 | 14 | 0 | 1 | 0 | 1 | 28 |
| Middlebrooks c | 3-4 | 0-0 | 0-0 | 1-7-8 | 3 | 6 | 1 | 1 | 1 | 0 | 21 |
| C. Hunter g | 5-10 | 3-6 | 1-3 | 0-1-1 | 1 | 14 | 7 | 3 | 0 | 2 | 35 |
| Galloway g | 4-6 | 1-3 | 4-6 | 0-1-1 | 4 | 13 | 1 | 1 | 0 | 0 | 33 |
| Hemenway g | 1-2 | 1-2 | 4-4 | 1-5-6 | 2 | 7 | 2 | 0 | 0 | 0 | 34 |
| D. Hunter | 0-1 | 0-1 | 0-0 | 0-0-0 | 1 | 0 | 3 | 0 | 1 | 0 | 13 |
| Schieffelin | 0-1 | 0-0 | 0-0 | 0-1-1 | 1 | 0 | 0 | 0 | 0 | 1 | 10 |
| Hall | 5-10 | 0-1 | 0-0 | 0-0-0 | 1 | 10 | 0 | 1 | 0 | 0 | 14 |
| Beadle | 0-0 | 0-0 | 0-0 | 0-0-0 | 0 | 0 | 0 | 0 | 0 | 0 | 5 |
| Godfrey | 1-1 | 0-0 | 1-2 | 0-0-0 | 1 | 3 | 1 | 0 | 0 | 0 | 5 |
| TEAM | | | | 1-1-2 | | | | 1 | | | |
| **Totals** | **23-43** | **7-17** | **14-19** | **3-21-24** | **17** | **67** | **15** | **8** | **2** | **4** | **200** |
| **Pct.** | **53.5** | **41.2** | **73.7** | **DR: 5,1** | | | | | | | |

**FG** (1st Half: 12-22 54.5%; 2nd Half: 11-21 52.4%)
**3FG** (1st Half: 3-8 37.5%; 2nd Half: 4-9 44.4%)
**FT** (1st Half: 4-6 66.7%; 2nd Half: 10-13 76.9%)

**OFFICIALS:** John Higgins, Randy McCall, Pat Adams
**TECHNICAL FOULS:** None

| SCORE BY PERIODS | 1ST | 2ND | TOTAL |
|---|---|---|---|
| California | 28 | 31 | 59 |
| Clemson | 31 | 36 | 67 |

# SEASON STATISTICS

## 2022-23 Clemson Men's Basketball
## Combined Team Statistics
## All games


as of Nov 26, 2022

### Game Records

| Record | Overall | Home | Away | Neutral |
|---|---|---|---|---|
| ALL GAMES | 5-2 | 4-0 | 0-1 | 1-1 |
| CONFERENCE | 0-0 | 0-0 | 0-0 | 0-0 |
| NON-CONFERENCE | 5-2 | 4-0 | 0-1 | 1-1 |

### Score by Periods

| Team | 1st | 2nd | OT | TOT |
|---|---|---|---|---|
| Clemson | 246 | 259 | 0 | 505 |
| Opponents | 202 | 237 | 0 | 439 |

### Team Box Score

| No. | Player | | | | Total | | 3-Point | | F-Throw | | Rebounds | | | | | | | | | | | |
|---|---|---|---|---|---|---|---|---|---|---|---|---|---|---|---|---|---|---|---|---|---|---|
| | | GP-GS | MIN | AVG | FG-FGA | FG% | 3FG-3FGA | 3FG% | FT-FTA | FT% | OFF | DEF | TOT | AVG | PF | DQ | A | TO | BLK | STL | PTS | AVG |
| 1 | HUNTER, Chase | 7-7 | 221:19 | 31.6 | 41-80 | .513 | 18-30 | .600 | 16-22 | .727 | 2 | 14 | 16 | 2.3 | 12 | 0 | 37 | 16 | 1 | 3 | 116 | 16.6 |
| 5 | TYSON, Hunter | 7-7 | 221:02 | 31.6 | 29-72 | .403 | 13-33 | .394 | 18-22 | .818 | 16 | 45 | 61 | 8.7 | 13 | 0 | 12 | 9 | 1 | 9 | 89 | 12.7 |
| 11 | GALLOWAY, Brevin | 7-7 | 198:16 | 28.3 | 24-47 | .511 | 8-26 | .308 | 22-27 | .815 | 1 | 18 | 19 | 2.7 | 21 | 0 | 15 | 10 | 1 | 10 | 78 | 11.1 |
| 12 | HEMENWAY, Alex | 7-7 | 220:21 | 31.5 | 22-44 | .500 | 14-32 | .438 | 6-7 | .857 | 2 | 17 | 19 | 2.7 | 18 | 0 | 11 | 6 | 1 | 4 | 64 | 9.1 |
| 24 | HALL, PJ | 6-0 | 102:57 | 17.2 | 20-43 | .465 | 2-10 | .200 | 10-13 | .769 | 6 | 10 | 16 | 2.7 | 12 | 0 | 2 | 8 | 3 | 4 | 52 | 8.7 |
| 4 | SCHIEFFELIN, Ian | 7-0 | 130:59 | 18.7 | 19-34 | .559 | 2-5 | .400 | 7-10 | .700 | 12 | 21 | 33 | 4.7 | 8 | 0 | 9 | 6 | 2 | 4 | 47 | 6.7 |
| 21 | WIGGINS, Chauncey | 3-0 | 24:54 | 8.3 | 4-6 | .667 | 1-3 | .333 | 0-0 | .000 | 0 | 2 | 2 | 0.7 | 2 | 0 | 1 | 2 | 1 | 1 | 9 | 3.0 |
| 22 | GODFREY, RJ | 6-0 | 41:46 | 7.0 | 7-11 | .636 | 0-2 | .000 | 3-5 | .600 | 1 | 4 | 5 | 0.8 | 7 | 0 | 4 | 2 | 0 | 1 | 17 | 2.8 |
| 10 | MIDDLEBROOKS, Ben | 7-7 | 77:25 | 11.1 | 7-14 | .500 | 0-1 | .000 | 1-4 | .250 | 6 | 15 | 21 | 3.0 | 12 | 0 | 2 | 3 | 3 | 5 | 15 | 2.1 |
| 0 | BEADLE, Josh | 6-0 | 84:59 | 14.2 | 6-26 | .231 | 0-7 | .000 | 0-0 | .000 | 1 | 8 | 9 | 1.5 | 6 | 0 | 5 | 4 | 0 | 3 | 12 | 2.0 |
| 2 | HUNTER, Dillon | 7-0 | 70:46 | 10.1 | 3-12 | .250 | 0-3 | .000 | 0-1 | .000 | 2 | 6 | 8 | 1.1 | 7 | 0 | 8 | 3 | 1 | 1 | 6 | 0.9 |
| 15 | NAUSEEF, Jack | 1-0 | 01:19 | 1.3 | 0-1 | .000 | 0-1 | .000 | 0-0 | .000 | 0 | 0 | 0 | 0.0 | 0 | 0 | 0 | 0 | 0 | 0 | 0 | 0.0 |
| 14 | FOSTER, Devin | 1-0 | 01:19 | 1.3 | 0-0 | .000 | 0-0 | .000 | 0-0 | .000 | 0 | 1 | 1 | 1.0 | 0 | 0 | 0 | 0 | 0 | 0 | 0 | 0.0 |
| 32 | NAUSEEF, Daniel | 1-0 | 01:19 | 1.3 | 0-1 | .000 | 0-0 | .000 | 0-0 | .000 | 0 | 0 | 0 | 0.0 | 0 | 0 | 0 | 0 | 1 | 0 | 0 | 0.0 |
| 20 | KELLY, Matt | 1-0 | 01:19 | 1.3 | 0-0 | .000 | 0-0 | .000 | 0-0 | .000 | 0 | 0 | 0 | 0.0 | 0 | 0 | 0 | 0 | 0 | 0 | 0 | 0.0 |
| Team | | | | | | | | | | | 7 | 10 | 17 | | | | | 3 | | | | |
| **Total** | | **7** | **1400** | | **182-391** | **.465** | **58-153** | **.379** | **83-111** | **.748** | **56** | **171** | **227** | **32.4** | **118** | **0** | **106** | **72** | **15** | **45** | **505** | **72.1** |
| **Opponents** | | **7** | **1400** | | **148-375** | **.395** | **49-151** | **.325** | **94-125** | **.752** | **65** | **161** | **226** | **32.3** | **120** | **0** | **73** | **93** | **17** | **33** | **439** | **62.7** |

### Team Statistics

| | CU | OPP |
|---|---|---|
| **Scoring** | **505** | **439** |
| Points per game | 72.1 | 62.7 |
| Scoring margin | +9.4 | - |
| **Field goals-att** | **182-391** | **148-375** |
| Field goal pct | .465 | .395 |
| **3 point fg-att** | **58-153** | **49-151** |
| 3-point FG pct | .379 | .325 |
| 3-pt FG made per game | 8.3 | 7.0 |
| **Free throws-att** | **83-111** | **94-125** |
| Free throw pct | .748 | .752 |
| F-Throws made per game | 11.9 | 13.4 |
| **Rebounds** | **227** | **226** |
| Rebounds per game | 32.4 | 32.3 |
| Rebounding margin | +0.1 | - |
| **Assists** | **106** | **73** |
| Assists per game | 15.1 | 10.4 |
| **Turnovers** | **72** | **93** |
| Turnovers per game | 10.3 | 13.3 |
| Turnover margin | +3.0 | - |
| Assist/turnover ratio | 1.5 | 0.8 |
| **Steals** | **45** | **33** |
| Steals per game | 6.4 | 4.7 |
| **Blocks** | **15** | **17** |
| Blocks per game | 2.1 | 2.4 |
| **Winning streak** | **1** | **-** |
| Home win streak | 4 | - |
| **Attendance** | **20562** | **13380** |
| Home games-Avg/Game | 4-5141 | 1-13380 |
| Neutral site-Avg/Game | - | 2-1490 |

### Team Results

| Date | Opponent | | Score | Att. |
|---|---|---|---|---|
| 11/07/2022 | The Citadel | W | 80-69 | 4768 |
| 11/11/2022 | at South Carolina | L | 58-60 | 13380 |
| 11/15/2022 | USC Upstate | W | 81-70 | 5002 |
| 11/18/2022 | Bellarmine | W | 76-66 | 6137 |
| 11/21/2022 | Loyola Maryland | W | 72-41 | 4655 |
| 11/25/2022 | vs Iowa | L | 71-74 | 1880 |
| 11/26/2022 | vs California | W | 67-59 | 1100 |

# TV & RADIO ROSTER

**#0 JOSH BEADLE**
G • 6-3 • 182 • RFr.
Columbia, S.C.

**#1 CHASE HUNTER**
G • 6-3.5 • 204 • RJr.
Atlanta, Ga.

**#2 DILLON HUNTER**
G • 6-3.5 • 193 • Fr.
Atlanta, Ga.

**#4 IAN SCHIEFFELIN**
F • 6-7 • 230 • So.
Loganville, Ga.

**#5 HUNTER TYSON**
F • 6-8 • 217 • Gr.
Monroe, N.C.

**#10 BEN MIDDLEBROOKS**
F • 6-10.5 • 242 • So.
Fort Lauderdale, Fla.

**#11 BREVIN GALLOWAY**
G • 6-3 • 210 • Gr.
Anderson, S.C.

**#12 ALEX HEMENWAY**
F • 6-4 • 195 • Sr.
Newburgh, Ind.

**#13 CHAUNCEY GIBSON**
G • 6-5 • 188 • Fr.
Dallas, Texas

**#14 DEVIN FOSTER**
G • 6-2 • 182 • Sr.
Canton, Mass.

**#15 JACK NAUSEEF**
G • 6-1 • 163 • Sr.
Dayton, Ohio

**#20 MATT KELLY**
G • 6-1 • 172 • So.
Charleston, S.C.

**#21 CHAUNCEY WIGGINS**
F • 6-10 • 205 • Fr.
Covington, Ga.

**#22 RJ GODFREY**
F • 6-7 • 225 • Fr.
Suwanee, Ga.

**#24 PJ HALL**
C • 6-10 • 245 • Jr.
Spartanburg, S.C.

**#32 DAN NAUSEEF**
F • 6-7 • 215 • So.
Dayton, Ohio

**BRAD BROWNELL**
Head Coach
13th Season at Clemson

**BILLY DONLON**
Associate Head Coach
1st Season at Clemson

**SEAN DIXON**
Assistant Coach
1st Season at Clemson

**DICK BENDER**
Assistant Coach
11th Season at Clemson

@CLEMSONMBB BUILT BY GRIT