



# GAME NOTES

## RV/RV Clemson Tigers (12-3, 4-0 ACC) vs. Louisville Cardinals (10-5, 3-1 ACC)

Game #16 • Road Game #4 • ACC Game #5

TV: ESPNU

Radio: 105.5 FM The Roar

Tuesday, January 7 • KFC Yum! Center (Louisville, Ky.) • 7 p.m. ET



31 POSTSEASON APPEARANCES | 14 NCAA TOURNAMENTS | 5 SWEET SIXTEENS | 2 ELITE EIGHTS | 1990 ACC REGULAR SEASON CHAMPIONS

### CLEMSON RECORDS

Overall:	12-3	W3
vs. ACC opponents:	4-0	W4
Non-Conference regular-season:	8-3	L1
Home:	9-1	W3
Away:	1-2	L1
Neutral:	2-0	W2

### BROADCAST INFORMATION

TV: ESPNU (Matthew Schumacker and Debbie Antonelli)  
 Watch Link: <https://bit.ly/3C4AMFS>  
 Radio: Clemson Athletic Network (Don Munson, Tim Bourret and Ben Milstead)  
 Clemson Radio Affiliates: WCCP 105.5 The ROAR (Flagship)  
 SiriusXM: Ch. 119 or 193, and on the SiriusXM App  
 Live Stats: <https://stats.statbroadcast.com/broadcast?id=547656&vislive=clem>

### SERIES HISTORY

Overall: Clemson trails 6-9  
 In Clemson: Clemson leads 6-1  
 In Louisville: Clemson trails 0-8  
 At neutral sites: Series tied 0-0  
 Current streak: Clemson, 1  
 Coach Brownell vs. Louisville: 6-6

### SCHEDULE & RESULTS

Date	AP Rank	CU	Opp	Opponent	TV	Eastern Time
O 30	-	-	-	Augusta EXHIB	N/A	W, 90-49
November (7-1)						
N 4	-	-	-	Charleston Southern	ACCNX	W, 91-64
N 8	-	-	-	Saint Francis	ACCNX	W, 88-62
N 12	-	-	-	Eastern Kentucky	ACCN	W, 75-62
N 17	-	-	-	at Boise State	CBSN	L, 71-84
N 21	-	-	-	Radford	ACCNX	W, 79-51
N 25	-	-	-	vs. San Francisco <sup>1</sup>	CBSN	W, 70-55
N 26	-	-	-	vs. Penn State <sup>1</sup>	CBSN	W, 75-67
N 29	-	-	-	Florida A&M	ACCNX	W, 86-58
December (3-2)						
D 3	-	4	-	Kentucky <sup>2</sup>	ESPN	W, 70-66
D 7	-	-	-	at Miami (Fla.)*	ESPN2	W, 65-55
D 14	16	-	-	Memphis	ESPN2	L, 82-87 (OT)
D 17	25	-	-	at South Carolina	SECN	L, 88-91 (OT)
D 21	25	-	-	Wake Forest*	ESPN	W, 73-62
January (2-0)						
J 1	-	-	-	Stanford*	ACCN	W, 85-71
J 4	-	-	-	California*	ESPN2	W, 80-68
J 7	-	-	-	at Louisville*	ESPN	7 p.m.
J 11	-	-	-	Florida State*	ACCN	2 p.m.
J 14	-	-	-	at Georgia Tech*	ACCN	9 p.m.
J 18	-	-	-	at Pittsburgh*	The CW	12 p.m.
J 22	-	-	-	Syracuse*	ACCN	7 p.m.
J 25	-	-	-	at Virginia Tech	ACCN	5 p.m.
February (0-0)						
F 1	-	-	-	at NC State*	The CW	1:30 p.m.
F 4	-	-	-	Georgia Tech*	ACCN	9 p.m.
F 8	-	-	-	Duke*	ESPN	6 p.m.
F 10	-	-	-	North Carolina*	ESPN	7 p.m.
F 15	-	-	-	at Florida State*	The CW	12 p.m.
F 22	-	-	-	at SMU*	ACCN	4 p.m.
F 26	-	-	-	Notre Dame*	ACCN	7 p.m.
March (0-0)						
M 1	-	-	-	at Virginia*	ESPN/2	12 p.m.
M 5	-	-	-	at Boston College*	ESPN2/U	7 p.m.
M 8	-	-	-	Virginia Tech*	ESPNU	6 p.m.
M 11-15	ACC Tournament Championship <sup>3</sup>					

\* - ACC contest; Note: Home games in bold; <sup>1</sup> Sunshine Slam (Ocean Center; Daytona Beach, Fla.); <sup>2</sup> ACC/SEC Challenge; <sup>3</sup> ACC Tournament (Spectrum Center; Charlotte, N.C.)

### CLEMSON BASKETBALL HEADLINES

**CLEMSON vs. LOUISVILLE**  
 • Clemson and Louisville will meet for the 16th time in program history and the 13th time since the Cardinals joined the ACC.

**CLEMSON BASKETBALL HEADLINES**  
 • Ian Schieffelin is averaging 13.6 points and 10.8 rebounds, while adding 2.9 assists per game. One of four players nationally to average that line. He earned ACC Player of the Week and Oscar Robertson National Player of the Week for his performances during the week of Dec. 9.  
 • Schieffelin totaled a career-best 20 rebounds in Clemson's win over Kentucky (Dec. 3). It was the most rebounds in a game for a Tiger since Harold Jamison collected 20 on March 4, 1999 against Florida State. Schieffelin added 11 points and four assists in addition to 20 rebounds in the win over Kentucky. He is the only men's division I player in the last 25 years to put up 10+ points, 20+ rebounds and 4+ assists in a win against an AP Top 5 opponent.  
 • Chase Hunter is the only player nationally to average at least 17.0 points and produce a shooting line of at least .490/.420/.880.  
 • Clemson is 4-0 to start ACC play – tied for the third-best start to league play in program history. Clemson started 4-0 in 1986-87, 5-0 in 1996-97 and a record 7-0 under Head Coach Brad Brownell in 2022-23.  
 • Clemson began the season 9-1 and it marked its 20th start of 9-1 or better in season. Only once before has it included an AP Top 5 victory.  
 • Schieffelin totaled his third double-double of the season with 18 points and 13 rebounds, earning MVP of the Sunshine Slam, against Penn State in the title game. Schieffelin added a career-high eight assists, four steals and two blocks.  
 • Schieffelin is the second to post that stat line in a game dating back 1996-97 (Rayvonte Rice, Drake) and the first to do so in regulation.  
 • Chase Hunter earned All-Tournament Team honors for his performances in the Sunshine Slam: 13.0 pts, 4.0 reb, 2.5 ast per game.  
 • Chase Hunter has played in 95 Clemson victories in his career. He's set the new mark for most wins in program history.  
 • Dillon Hunter is now second in Clemson history in career assist/turnover ratio. He has 108 assists and 44 turnovers in his 83-game career and that 2.45/1 ratio is the best in Clemson history.  
 • Dillon Hunter turned in a career-high 15 points in the Tigers' victory over Radford (11/21). He connected on a career-best seven made field goals and finished with two 3-pointers in the contest. It was the first double-digit scoring game of his career. Hunter followed up the performance with 11 points and six rebounds in a win over San Francisco (11/25).  
 • Jake Heibredre posted a season-high 15 points off the bench in a win over Wake Forest (12/21). He made three 3-pointers and finished 4-for-5 from the floor and a perfect 4-for-4 from the free throw line.  
 • Chauncey Wiggins posted a season high 17 points on six made field goals and four 3-pointers in a win over Stanford (1/1).  
 • Chase Hunter posted a career-high 30 points in a loss at Boise State (11/17). He also totaled a career-best 12 made field goals in the effort. He became the 21st player in program history to score 30 in a true road game and it was the 33rd overall occurrence in a true road environment.  
 • Chase Hunter and Dillon Hunter completed their last two contests with each recording a career-best in points. Chase finished 12-21 at Boise State with a career-high 30 points, topping his previous best of 26. Dillon helped lead the Tigers to a 29-point victory over Radford with a career-high 15 points. He finished 5-8 from the floor. His previous best was nine points.  
 • Jaeden Zackery has 33 steals (2.4/game). His per game average is fourth-best for a single season in school history as it stands.  
 • Clemson opened the season with consecutive victories of 25 points or more for the 10th time in program history. The Tigers defeated Charleston Southern (+27) and Saint Francis (+26).  
 • Clemson swiped 16 steals in a win over Stanford – the most in a game since 1-1-13 against The Citadel (12 years to the day). Since 1984-85, the Tigers have had 16 or more steals against an ACC opponent just nine times.  
 • Ian Schieffelin and Chase Hunter were tabbed preseason Second Team All-ACC by media at the league's annual preseason media day.  
 • In addition, Clemson was predicted to finish fourth in the ACC. That is the highest preseason prediction for the Tigers since 2010 when they were picked to finish third. The last time Clemson was picked fourth in the preseason poll was 2008 when they finished third.  
 • Hunter became the 46th 1,000-point scorer in Clemson history against Louisville (January 30, 2024) and currently has 1,469 career points.  
 • Brownell has led the Tigers to the fourth-most overall wins amongst ACC teams since 2017-18 (153). The Tigers have won 76 games in the league, which ranks fifth in that same time frame.  
 • Brownell signed a contract extension that runs through 2029. Brownell is the winningest coach in program history with 277 wins as the leader of the Tigers, earning the 2017-18 Sports Illustrated National College Coach of the Year Award. The Tigers have reached the NCAA Tournament four times, including three in the last seven seasons that have culminated in a Sweet 16 appearance in 2018 and an Elite Eight in 2024. They are one of just 24 programs since 2018 to advance to a Sweet 16 and Elite Eight in separate seasons.

### PRONUNCIATIONS

Jake Heibredre (HIDE-breeder); Ian Schieffelin (CHEF-lynn);  
 Asa Thomas (ACE-uh); Daniel Nauseef (NAW-seef); Andrew Latiff (LUH-tiff); Brad Brownell (BROWN-nehl)

### TABLE OF CONTENTS

Broadcast Sheet	2
Roster/Headshots	3
Head Coach Brad Brownell	4
Team Notes	5-12
Player Stats/Notes	13-21
Miscellaneous Stats	22
Superlatives	23
Stats	24-26

### ATHLETIC COMMUNICATIONS

Address: 100 Perimeter Rd., Clemson, SC 29634  
 Basketball SID: Ben Winterrowd  
 Email: [winterr@clemson.edu](mailto:winterr@clemson.edu)  
 Cell: 630-862-8828  
 Website: [ClemsonTigers.com](http://ClemsonTigers.com)  
 Twitter/Instagram: @ClemsonMBB

### STATISTICAL OUTLOOK

	Clemson	Instagram	Ht.	Wt.	Yr.	Hometown	GP/GS	PPG	RPG	APG	MPG
C 0	Viktor Lakhin	lakhinviktor_	6-11	245	Sr.	Anapa, Russia	15/15	10.7	5.9	1.6	22.2
G 1	Chase Hunter	chasehun1er	6-4.5	202	Gr.	Atlanta, Ga.	15/15	17.3	2.8	2.5	33.3
G 2	Dillon Hunter	dillonhunter	6-3.5	192	Jr.	Atlanta, Ga.	14/0	6.0	2.4	1.6	21.1
G 3	Jake Heibredre	jakeheibredre	6-5.5	186	RJr.	Floyds Knobs, Ind.	13/0	4.8	1.1	0.8	13.3
F 4	Ian Schieffelin	ian4schieff	6-8	240	Sr.	Atlanta, Ga.	15/15	13.6	10.8	2.9	33.7
F 5	Asa Thomas	_asathomas_	6-7	200	RFr.	Lake Forest, Ill.	8/0	1.8	0.3	0.3	2.2
F 6	Myles Foster	mylessb	6-7	245	Gr.	Brooklyn, N.Y.	14/0	3.1	1.8	0.2	7.0
F 7	Chauncey Wiggins	chauncey.30	6-10.5	216	Jr.	Grayson, Ga.	15/15	8.9	3.1	0.9	24.2
F 8	Dallas Thomas	bgadallas	6-9	180	Fr.	Little Rock, Ark.					REDSHIRT
G 10	Del Jones	selfmade.del2x	6-2.5	187	Fr.	Landover, Md.	15/0	3.5	1.4	0.7	10.7
G 11	Jaeden Zackery	jaeden_zackery	6-1	218	Gr.	Salem, Wis.	15/15	9.4	2.6	3.3	33.6
G 13	Andrew Latiff	a.latiff11	6-5	184	Sr.	Clemson, S.C.	3/0	0.0	0.0	0.0	1.4
C 14	Christian Reeves	cmr_32_	7-2	253	RSO.	Charlotte, N.C.	15/1	1.5	1.4	0.1	5.9
G 20	Matt Kelly	matt.kelly1	6-2	175	Sr.	Charleston, S.C.	3/0	0.0	0.3	0.0	1.4
G 21	Ace Buckner	acebuckner_	6-3	170	Fr.	Dallas, Texas					REDSHIRT
F 32	Daniel Nauseef	dnauseef	6-7	210	Sr.	Dayton, Ohio	4/0	0.0	0.0	0.3	1.0
F 35	Jackson Roberts	jacksonrob06	6-11	247	Fr.	Tampa, Fla.	2/0	0.0	0.5	0.0	1.3

0		<b>VIKTOR LAKHIN (LOCK-IN)</b> RSR • C • 6-11 • 245 • ANAPA, RUSSIA/CSKA-2/CINCINNATI <table border="1"> <thead> <tr> <th></th> <th>MIN</th> <th>PTS</th> <th>REB</th> <th>AST</th> <th>FG%</th> <th>3FG%</th> <th>FT%</th> </tr> </thead> <tbody> <tr> <td>24-25</td> <td>22.2</td> <td>10.7</td> <td>5.9</td> <td>1.6</td> <td>.488</td> <td>.385</td> <td>.775</td> </tr> <tr> <td>Career</td> <td>19.4</td> <td>8.8</td> <td>5.7</td> <td>0.9</td> <td>.547</td> <td>.297</td> <td>.591</td> </tr> </tbody> </table> Season Highs: PTS (23), REB (12), FG (8), 3FG (2), FT (5), AST (6), BLK (5), STL (3)		MIN	PTS	REB	AST	FG%	3FG%	FT%	24-25	22.2	10.7	5.9	1.6	.488	.385	.775	Career	19.4	8.8	5.7	0.9	.547	.297	.591	<ul style="list-style-type: none"> <li>» Season-high five blocks and three steals in win over Stanford (1/1).</li> <li>» Season-high 26 points (with 11 rebounds) vs. Eastern Washington last season, first of six-straight double-digit scorin games.</li> <li>» Became one of the most improved players in the AAC during 2022-23, averaging 11.6 points and 7.1 rebounds (team-high). He was 15th nationally (61.7% FG) and fourth in the AAC in blocks per game (1.4).</li> <li>» Three years at Cincinnati before transferring to Clemson.</li> </ul>
	MIN	PTS	REB	AST	FG%	3FG%	FT%																				
24-25	22.2	10.7	5.9	1.6	.488	.385	.775																				
Career	19.4	8.8	5.7	0.9	.547	.297	.591																				
1		<b>CHASE HUNTER</b> GR. • G • 6-4.5 • 200 • ATLANTA, GA./WESTLAKE HS <table border="1"> <thead> <tr> <th></th> <th>MIN</th> <th>PTS</th> <th>REB</th> <th>AST</th> <th>FG%</th> <th>3FG%</th> <th>FT%</th> </tr> </thead> <tbody> <tr> <td>24-25</td> <td>33.3</td> <td>17.3</td> <td>2.8</td> <td>2.5</td> <td>.492</td> <td>.422</td> <td>.882</td> </tr> <tr> <td>Career</td> <td>26.6</td> <td>10.1</td> <td>2.4</td> <td>2.6</td> <td>.424</td> <td>.334</td> <td>.813</td> </tr> </tbody> </table> Season Highs: PTS (30), FG (12), 3FG (5), FT (6), REB (5), AST (6), BLK (1), STL (3)		MIN	PTS	REB	AST	FG%	3FG%	FT%	24-25	33.3	17.3	2.8	2.5	.492	.422	.882	Career	26.6	10.1	2.4	2.6	.424	.334	.813	<ul style="list-style-type: none"> <li>» Career high 30 points at Boise State; Career high 12 made field goals at Boise State.</li> <li>» Led Clemson in NCAA Tournament and to the Elite Eight last season. Averaged 17.8 points, 4.3 rebounds and 5.8 assists.</li> <li>» Earned Preseason All-ACC Second Team honors in 2024; Named to 2024 NCAA All-West Region Team.</li> <li>» 36 games played and games started (tied for the most in both in program history).</li> <li>» Eclipsed 1,000 career points vs. Louisville (1/30/24) and is 13th all-time (1,488)</li> </ul>
	MIN	PTS	REB	AST	FG%	3FG%	FT%																				
24-25	33.3	17.3	2.8	2.5	.492	.422	.882																				
Career	26.6	10.1	2.4	2.6	.424	.334	.813																				
2		<b>DILLON HUNTER</b> JR. • G • 6-3.5 • 187 • ATLANTA, GA./WESTLAKE HS <table border="1"> <thead> <tr> <th></th> <th>MIN</th> <th>PTS</th> <th>REB</th> <th>AST</th> <th>FG%</th> <th>3FG%</th> <th>FT%</th> </tr> </thead> <tbody> <tr> <td>24-25</td> <td>21.1</td> <td>6.0</td> <td>2.4</td> <td>1.6</td> <td>.400</td> <td>.308</td> <td>.696</td> </tr> <tr> <td>Career</td> <td>14.7</td> <td>2.6</td> <td>1.6</td> <td>1.3</td> <td>.370</td> <td>.255</td> <td>.579</td> </tr> </tbody> </table> Season Highs: PTS (15), FG (5), 3FG (3), FT (3), REB (6), AST (5), BLK (1), STL (6)		MIN	PTS	REB	AST	FG%	3FG%	FT%	24-25	21.1	6.0	2.4	1.6	.400	.308	.696	Career	14.7	2.6	1.6	1.3	.370	.255	.579	<ul style="list-style-type: none"> <li>» Career-high six steals in win over Stanford (1/1).</li> <li>» Career-high 15 points (5 FG - career best) vs. Radford (11/21/24).</li> <li>» He is the younger brother of current Tiger Chase Hunter, was ranked No. 64 in the ESPN 100 and rated a four-star prospect.</li> <li>» Hunter chose Clemson over Baylor, Auburn, Florida State, Kentucky, Georgia and Georgia Tech.</li> </ul>
	MIN	PTS	REB	AST	FG%	3FG%	FT%																				
24-25	21.1	6.0	2.4	1.6	.400	.308	.696																				
Career	14.7	2.6	1.6	1.3	.370	.255	.579																				
3		<b>JAKE HEIDBREDER (HIDE-BREEDER)</b> RJR. • F • 6-5.5 • 186 • FLOYDS KNOBS, IND./FLOYDS KNOBS HS/AIR FORCE <table border="1"> <thead> <tr> <th></th> <th>MIN</th> <th>PTS</th> <th>REB</th> <th>AST</th> <th>FG%</th> <th>3FG%</th> <th>FT%</th> </tr> </thead> <tbody> <tr> <td>24-25</td> <td>13.3</td> <td>4.8</td> <td>1.1</td> <td>0.8</td> <td>.486</td> <td>.500</td> <td>1.000</td> </tr> <tr> <td>Career</td> <td>29.7</td> <td>11.5</td> <td>2.9</td> <td>1.6</td> <td>.492</td> <td>.401</td> <td>.851</td> </tr> </tbody> </table> Season Highs: PTS (15), FG (4), 3FG (3), FT (4), REB (2), AST (3), STL (3)		MIN	PTS	REB	AST	FG%	3FG%	FT%	24-25	13.3	4.8	1.1	0.8	.486	.500	1.000	Career	29.7	11.5	2.9	1.6	.492	.401	.851	<ul style="list-style-type: none"> <li>» 2023 All-Mountain West Third Team, 303 points in 2022 was then-Air Force freshman record in Mountain West era (4th all time).</li> <li>» Averaged a team-leading 15.1 points per game last season at Air Force and was fourth in the Mountain West with 75 threes (seventh best in a season at Air Force).</li> <li>» Shooting splits of .483/.399/.867 last season.</li> <li>» Indiana Junior All-Star in high school and scored 1,228 points at Floyd Central H.S.</li> <li>» Three-time First Team All-Hoosier Hills Conference; All-State Honorable Mention by AP</li> </ul>
	MIN	PTS	REB	AST	FG%	3FG%	FT%																				
24-25	13.3	4.8	1.1	0.8	.486	.500	1.000																				
Career	29.7	11.5	2.9	1.6	.492	.401	.851																				
4		<b>IAN SCHIEFFELIN (CHEF-LIN)</b> SR. • F • 6-8 • 240 • ATLANTA, GA./GRAYSON HS <table border="1"> <thead> <tr> <th></th> <th>MIN</th> <th>PTS</th> <th>REB</th> <th>AST</th> <th>FG%</th> <th>3FG%</th> <th>FT%</th> </tr> </thead> <tbody> <tr> <td>24-25</td> <td>33.7</td> <td>13.6</td> <td>10.8</td> <td>2.9</td> <td>.460</td> <td>.326</td> <td>.764</td> </tr> <tr> <td>Career</td> <td>21.9</td> <td>7.4</td> <td>6.3</td> <td>1.9</td> <td>.502</td> <td>.378</td> <td>.728</td> </tr> </tbody> </table> Season Highs: PTS (23), FG (8), 3FG (3), FT (6), REB (20), AST (8), BLK (2), STL (4)		MIN	PTS	REB	AST	FG%	3FG%	FT%	24-25	33.7	13.6	10.8	2.9	.460	.326	.764	Career	21.9	7.4	6.3	1.9	.502	.378	.728	<ul style="list-style-type: none"> <li>» ACC Player of the Week (Dec. 9); Career-high 20 rebounds vs. Kentucky (Dec. 3).</li> <li>» 2024 Preseason All-ACC Second Team.</li> <li>» 2023-24 ACC's Most Improved Player; 2024 All-West Region Team.</li> <li>» Averaged 10.1 points, 9.4 rebounds and 2.2 assists last year (all career highs).</li> <li>» 16 points, 11 rebounds vs. UNC (1/6); Added career highs in steals (5) and blocks (4).</li> <li>» Career high 17 rebounds in win at Pittsburgh (7-10); Second career double-double vs. S. Car.</li> <li>» Chose Clemson over Virginia Tech and Dayton.</li> </ul>
	MIN	PTS	REB	AST	FG%	3FG%	FT%																				
24-25	33.7	13.6	10.8	2.9	.460	.326	.764																				
Career	21.9	7.4	6.3	1.9	.502	.378	.728																				
5		<b>ASA THOMAS (ACE-UH)</b> RFR. • F • 6-7 • 185 • LAKE FOREST, ILL./LAKE FOREST HS <table border="1"> <thead> <tr> <th></th> <th>MIN</th> <th>PTS</th> <th>REB</th> <th>AST</th> <th>FG%</th> <th>3FG%</th> <th>FT%</th> </tr> </thead> <tbody> <tr> <td>24-25</td> <td>2.2</td> <td>1.8</td> <td>0.3</td> <td>0.3</td> <td>.667</td> <td>.667</td> <td>.667</td> </tr> <tr> <td>Career</td> <td>2.2</td> <td>1.8</td> <td>0.3</td> <td>0.3</td> <td>.667</td> <td>.667</td> <td>.667</td> </tr> </tbody> </table> Season Highs: PTS (3), FG (1), 3FG (1), FT (2), REB (1), AST (1), STL (1)		MIN	PTS	REB	AST	FG%	3FG%	FT%	24-25	2.2	1.8	0.3	0.3	.667	.667	.667	Career	2.2	1.8	0.3	0.3	.667	.667	.667	<ul style="list-style-type: none"> <li>» Redshirted 2023-24 season at Clemson. Rated a three-star prospect, according to 247Sports and Rivals. Ranked as 8th-best player in the 2023 class from the state of Illinois.</li> <li>» 1,746 Career Points (2nd All-Time at Lake Forest HS), 295 Career 3PT FG Made - School Record, 98 3PT FG Made Season - School Record, 80 Career Wins - 2nd All-Time, 2x Illinois First Team All-State, 2x North Suburban Conf. Player of the Year</li> <li>» Led the Illinois Wolves (AAU) on the UAA circuit, averaging 15.1 points per game.</li> <li>» Chose Clemson over Illinois, Iowa, Wisconsin, Virginia Tech, Marquette and DePaul.</li> </ul>
	MIN	PTS	REB	AST	FG%	3FG%	FT%																				
24-25	2.2	1.8	0.3	0.3	.667	.667	.667																				
Career	2.2	1.8	0.3	0.3	.667	.667	.667																				
6		<b>MYLES FOSTER</b> GR. • F • 6-7 • 245 • BROOKLYN, N.Y./BROOKS SCHOOL/ILL. STATE/MONMOUTH <table border="1"> <thead> <tr> <th></th> <th>MIN</th> <th>PTS</th> <th>REB</th> <th>AST</th> <th>FG%</th> <th>3FG%</th> <th>FT%</th> </tr> </thead> <tbody> <tr> <td>24-25</td> <td>7.0</td> <td>3.1</td> <td>1.8</td> <td>0.2</td> <td>.593</td> <td>.750</td> <td>.474</td> </tr> <tr> <td>Career</td> <td>19.2</td> <td>8.3</td> <td>4.8</td> <td>1.0</td> <td>.502</td> <td>.190</td> <td>.585</td> </tr> </tbody> </table> Season Highs: PTS (17), FG (6), 3FG (2), FT (4), REB (5), BLK (2), STL (1)		MIN	PTS	REB	AST	FG%	3FG%	FT%	24-25	7.0	3.1	1.8	0.2	.593	.750	.474	Career	19.2	8.3	4.8	1.0	.502	.190	.585	<ul style="list-style-type: none"> <li>» Played in 32 games last season for Illinois State and made 31 starts before transferring to Clemson.</li> <li>» Averaged 12.4 points, 8.1 rebounds and 1.7 assists a year ago for the Redbirds.</li> <li>» Best game last year was at Kentucky: 20 points, 15 rebounds and 8-11 from the field.</li> <li>» Three-year player at Monmouth to begin his career. Played in 86 games and made 34 starts, averaging 7.5 points and 4.0 rebounds.</li> </ul>
	MIN	PTS	REB	AST	FG%	3FG%	FT%																				
24-25	7.0	3.1	1.8	0.2	.593	.750	.474																				
Career	19.2	8.3	4.8	1.0	.502	.190	.585																				
7		<b>CHAUNCEY WIGGINS</b> JR. • F • 6-10.5 • 210 • GRAYSON, GA./GRAYSON HS <table border="1"> <thead> <tr> <th></th> <th>MIN</th> <th>PTS</th> <th>REB</th> <th>AST</th> <th>FG%</th> <th>3FG%</th> <th>FT%</th> </tr> </thead> <tbody> <tr> <td>24-25</td> <td>24.2</td> <td>8.9</td> <td>3.1</td> <td>0.9</td> <td>.446</td> <td>.389</td> <td>.722</td> </tr> <tr> <td>Career</td> <td>15.9</td> <td>8.9</td> <td>3.1</td> <td>0.7</td> <td>.444</td> <td>.372</td> <td>.714</td> </tr> </tbody> </table> Season Highs: PTS (17), FG (7), 3FG (4), FT (6), REB (6), AST (2), BLK (1), STL (1)		MIN	PTS	REB	AST	FG%	3FG%	FT%	24-25	24.2	8.9	3.1	0.9	.446	.389	.722	Career	15.9	8.9	3.1	0.7	.444	.372	.714	<ul style="list-style-type: none"> <li>» Has scored in double-figures in seven games this season (Clemson is 7-0).</li> <li>» Rated a three-star prospect, according to 247Sports and Rivals.</li> <li>» Wiggins averaged 12.1 points, 6.6 rebounds, 2.3 assists, 1.2 steals and 1.8 blocks per game last season for Grayson. He was high school teammates with current Tiger Ian Schieffelin (Loganville, Ga./Grayson). Wiggins is ranked as the fourth-best player in the 2022 class from the state of Georgia and is a Top 150 player according to 247Sports.</li> <li>» Wiggins chose Clemson over NC State, Georgia, South Florida and Maryland.</li> </ul>
	MIN	PTS	REB	AST	FG%	3FG%	FT%																				
24-25	24.2	8.9	3.1	0.9	.446	.389	.722																				
Career	15.9	8.9	3.1	0.7	.444	.372	.714																				
8		<b>DALLAS THOMAS</b> FR. • F • 6-9 • 180 • LITTLE ROCK, ARK./PARKVIEW MAGNET HS <table border="1"> <thead> <tr> <th></th> <th>MIN</th> <th>PTS</th> <th>REB</th> <th>AST</th> <th>FG%</th> <th>3FG%</th> <th>FT%</th> </tr> </thead> <tbody> <tr> <td>24-25</td> <td></td> <td></td> <td></td> <td></td> <td></td> <td></td> <td></td> </tr> <tr> <td>Career</td> <td></td> <td></td> <td></td> <td></td> <td></td> <td></td> <td></td> </tr> </tbody> </table> REDSHIRT Season Highs:		MIN	PTS	REB	AST	FG%	3FG%	FT%	24-25								Career								<ul style="list-style-type: none"> <li>» Four-star forward who ranks as the No. 67 overall prospect and second in Arkansas in the 2024 class. He is the No. 24 small forward in the class, according to On3.</li> <li>» As a junior, Thomas nearly averaged a double-double with 16.5 points and 9.4 rebounds along with 2.3 assists and 2.1 blocks. He was named to the SBLive Arkansas All-State Second Team.</li> <li>» Thomas chose Clemson over Arkansas, LSU, Memphis and Missouri.</li> </ul>
	MIN	PTS	REB	AST	FG%	3FG%	FT%																				
24-25																											
Career																											
10		<b>DEL JONES</b> FR. • G • 6-2.5 • 187 • LANDOVER, MD./AZ COMPASS SCHOOL (AZ) <table border="1"> <thead> <tr> <th></th> <th>MIN</th> <th>PTS</th> <th>REB</th> <th>AST</th> <th>FG%</th> <th>3FG%</th> <th>FT%</th> </tr> </thead> <tbody> <tr> <td>24-25</td> <td>10.7</td> <td>3.5</td> <td>1.4</td> <td>0.7</td> <td>.435</td> <td>.333</td> <td>.667</td> </tr> <tr> <td>Career</td> <td>10.7</td> <td>3.5</td> <td>1.4</td> <td>0.7</td> <td>.435</td> <td>.333</td> <td>.667</td> </tr> </tbody> </table> Season Highs: PTS (10), FG (4), 3FG (2), FT (2), REB (4), AST (2), BLK (1), STL (1)		MIN	PTS	REB	AST	FG%	3FG%	FT%	24-25	10.7	3.5	1.4	0.7	.435	.333	.667	Career	10.7	3.5	1.4	0.7	.435	.333	.667	<ul style="list-style-type: none"> <li>» Four-star point guard and ranks as the No. 66 overall player and No. 14 point guard according to ESPN. He ranks No. 90 overall and No. 7 point guard in the 2024 class, according to 247Sports.</li> <li>» He played for Team Durant on the EYBL Circuit and averaged 10.8 points, 4.5 assists and 3.5 rebounds per game.</li> <li>» Jones chose Clemson over Arizona State, Oregon, Seton Hall and West Virginia.</li> </ul>
	MIN	PTS	REB	AST	FG%	3FG%	FT%																				
24-25	10.7	3.5	1.4	0.7	.435	.333	.667																				
Career	10.7	3.5	1.4	0.7	.435	.333	.667																				
11		<b>JAEDEN ZACKERY</b> GR. • G • 6-1 • 218 • SALEM, WIS./WESTOSHA CENTRAL HS/BOSTON COLL. <table border="1"> <thead> <tr> <th></th> <th>MIN</th> <th>PTS</th> <th>REB</th> <th>AST</th> <th>FG%</th> <th>3FG%</th> <th>FT%</th> </tr> </thead> <tbody> <tr> <td>24-25</td> <td>33.6</td> <td>9.4</td> <td>2.6</td> <td>3.3</td> <td>.410</td> <td>.283</td> <td>.889</td> </tr> <tr> <td>Career</td> <td>33.7</td> <td>10.7</td> <td>3.1</td> <td>3.3</td> <td>.450</td> <td>.388</td> <td>.785</td> </tr> </tbody> </table> Season Highs: PTS (16), FG (6), 3FG (2), FT (6), REB (5), AST (6), STL (5)		MIN	PTS	REB	AST	FG%	3FG%	FT%	24-25	33.6	9.4	2.6	3.3	.410	.283	.889	Career	33.7	10.7	3.1	3.3	.450	.388	.785	<ul style="list-style-type: none"> <li>» Three year starter at Boston College before transferring to Clemson this year.</li> <li>» Played in 102 games and made 100 career starts for the Eagles - career averages of 10.8 points, 3.2 rebounds and 3.2 assists.</li> <li>» Averaged 11.3 points, 3.3 rebounds, 4.2 assists last year while shooting 48.4% from the floor and 40.5% from three (both are career bests).</li> </ul>
	MIN	PTS	REB	AST	FG%	3FG%	FT%																				
24-25	33.6	9.4	2.6	3.3	.410	.283	.889																				
Career	33.7	10.7	3.1	3.3	.450	.388	.785																				
14		<b>CHRISTIAN REEVES</b> RSO. • C • 7-2 • 253 • CHARLOTTE, N.C./OAK HILL ACADEMY (VA.)/DUKE <table border="1"> <thead> <tr> <th></th> <th>MIN</th> <th>PTS</th> <th>REB</th> <th>AST</th> <th>FG%</th> <th>3FG%</th> <th>FT%</th> </tr> </thead> <tbody> <tr> <td>24-25</td> <td>5.9</td> <td>1.5</td> <td>1.4</td> <td>0.1</td> <td>.615</td> <td>.000</td> <td>.750</td> </tr> <tr> <td>Career</td> <td>4.7</td> <td>1.5</td> <td>1.3</td> <td>0.1</td> <td>.667</td> <td>.000</td> <td>.688</td> </tr> </tbody> </table> Season Highs: PTS (6), FG (3), FT (2), REB (3), AST (1), BLK (2), STL (1)		MIN	PTS	REB	AST	FG%	3FG%	FT%	24-25	5.9	1.5	1.4	0.1	.615	.000	.750	Career	4.7	1.5	1.3	0.1	.667	.000	.688	<ul style="list-style-type: none"> <li>» First career start on 1/4/25 vs. Stanford</li> <li>» Transferred from Duke to Clemson this season after two seasons for the Blue Devils.</li> <li>» Last season missed 13 games due to injury and right ankle surgery that ended his season.</li> <li>» Played in 13 games as a rookie in 2022-23, shooting 71.4 percent from the floor (8-11).</li> <li>» Four-star center out of Oak Hill Academy, ranked as the No. 5 player from the state of North Carolina in his class by ESPN.</li> </ul>
	MIN	PTS	REB	AST	FG%	3FG%	FT%																				
24-25	5.9	1.5	1.4	0.1	.615	.000	.750																				
Career	4.7	1.5	1.3	0.1	.667	.000	.688																				
21		<b>ACE BUCKNER</b> FR. • G • 6-3 • 170 • DALLAS, TEXAS/LA LUMIERE ACADEMY (IND.) <table border="1"> <thead> <tr> <th></th> <th>MIN</th> <th>PTS</th> <th>REB</th> <th>AST</th> <th>FG%</th> <th>3FG%</th> <th>FT%</th> </tr> </thead> <tbody> <tr> <td>24-25</td> <td></td> <td></td> <td></td> <td></td> <td></td> <td></td> <td></td> </tr> <tr> <td>Career</td> <td></td> <td></td> <td></td> <td></td> <td></td> <td></td> <td></td> </tr> </tbody> </table> Season Highs:		MIN	PTS	REB	AST	FG%	3FG%	FT%	24-25								Career								<ul style="list-style-type: none"> <li>» Three-star, according to On3. Buckner is the son of former Littlejohn Legend Greg Buckner who played for the Tigers from 1994-98.</li> <li>» Averaged 8.8 points per game with All Ohio Red on the EYBL Circuit. Buckner boasted nearly a 2:1 assist/turnover ratio through 24 games on the circuit. He exploded for a 29-point performance at Peach Jam in July.</li> </ul>
	MIN	PTS	REB	AST	FG%	3FG%	FT%																				
24-25																											
Career																											



**ANDREW LATIF**  
 SR. • G • 6-5 • 195  
 CLEMSON, S.C.  
 DANIEL HS  
 » First career points vs. Queens (12/22/23).  
 » Promoted undergraduate manager  
 » Team captain and two-year starter in high school

13



**MATT KELLY**  
 SR. • G • 6-2 • 175  
 CHARLESTON, S.C.  
 PORTER-GAUD HS  
 » First career points on a layup at North Carolina (Feb. 11, 2023).  
 » Third year in the program.

20



**DANIEL NAUSEEF**  
 SR. • F • 6-7 • 220  
 DAYTON, OHIO  
 CHAMINADE JULIENNE CATHOLIC  
 » First career points vs. Richmond (Dec. 17, 2022).  
 » Promoted undergraduate manager

32



**JACKSON ROBERTS**  
 FR. • F/C • 6-11 • 247  
 TAMPA, FLA.  
 IMG ACADEMY  
 » First year as a walk-on for the basketball program.

35

# ROSTER

No	Name	Pos	Hgt	Wgt	Year	Hometown	Previous School	Pronunciation
0	Viktor Lakhin	C	6-11	245	RSr.	Anapa, Russia	CSKA-2/Cincinnati	LOCK-in
1	Chase Hunter	G	6-4.5	202	Gr.	Atlanta, Ga.	Westlake HS	
2	Dillon Hunter	G	6-3.5	192	Jr.	Atlanta, Ga.	Westlake HS	
3	Jake Heidbreder	G	6-5.5	186	RJr.	Floyds Knobs, Ind.	Floyd Knobs HS/Air Force	HIDE-breeder
4	Ian Schieffelin	F	6-8	240	Sr.	Atlanta, Ga.	Grayson HS	CHEF-lynn
5	Asa Thomas	F	6-7	200	Fr.	Lake Forest, Ill.	Lake Forest HS	ACE-uh
6	Myles Foster	F	6-7	245	Gr.	Brooklyn, N.Y.	Brooks School (Mass.)/Monmouth/Illinois State	
7	Chauncey Wiggins	F	6-10.5	216	So.	Grayson, Ga.	Grayson HS	
8	Dallas Thomas	F	6-9	180	Fr.	Little Rock, Ark.	Parkview Magnet	
10	Del Jones	G	6-2.5	187	Fr.	Landover, Md.	AZ Compass Prep	
11	Jaeden Zackery	G	6-1	218	Gr.	Salem, Wis.	Westosha Central HS/Chipola College/Boston College	JAY-den
13	Andrew Latiff	G	6-5	195	Sr.	Clemson, S.C.	Daniel HS	LUH-tiff
14	Christian Reeves	C	7-2	253	RSo.	Charlotte, N.C.	Oak Hill Academy/Duke	
20	Matt Kelly	G	6-2	175	Sr.	Charleston, S.C.	Porter-Gaud HS	
21	Ace Buckner	G	6-2	170	Fr.	Dallas, Texas	La Lumiere (Ind.)	
32	Daniel Nauseef	F	6-7	220	Sr.	Dayton, Ohio	Chaminade Julianne Catholic	NAW-seef
35	Jackson Roberts	F/C	6-11	247	Fr.	Tampa, Fla.	IMG Academy	

**Head Coach:** Brad Brownell

**Associate Head Coach:** Billy Donlon

**Assistant Coaches:** Sean Dixon and Dick Bender

**Director of Basketball Operations:** Andy Assaley

**Director of Strength & Conditioning:** Preston Greene

**Director of Recruiting:** Lucas McKay

**Special Assistant to the Head Coach:** Jeff Reynolds

**Director of Player Development:** Terrell McIntyre


**Sports Medicine:** Brad Crowe

**Video Coordinator:** AJ Morris

**Nutritionist:** Michelle Sweeney

**Graduate Managers:** Joel Dance and Kameron Langley

**Undergraduate Managers:** Tyler Pepicelli (Head Manager), Luke Ciprich, Rob Liollo, Jameson Browne, Carter Berry, Sebastian Miller, Cam White, Farrakhan Jones-James, LaMarr Randolph, Alijah Jones, Will Buchert, Grant Smethwick, James Liollo, Ben Calvert, Cam Shelnut, Jack Johnson, Josh Davis




**#0 VIKTOR LAKHIN**  
C • 6-11 • 245 • RSr.  
Anapa, Russia



**#1 CHASE HUNTER**  
G • 6-4.5 • 202 • Gr.  
Atlanta, Ga.



**#2 DILLON HUNTER**  
G • 6-3.5 • 192 • Jr.  
Atlanta, Ga.



**#3 JAKE HEIDBREDER**  
G • 6-5.5 • 186 • RJr.  
Floyds Knobs, Ind.



**#4 IAN SCHIEFFELIN**  
F • 6-8 • 240 • Sr.  
Atlanta, Ga.



**#5 ASA THOMAS**  
F • 6-7 • 200 • RFr.  
Lake Forest, Ill.



**#6 MYLES FOSTER**  
F • 6-7 • 245 • Gr.  
Brooklyn, N.Y.



**#7 CHAUNCEY WIGGINS**  
F • 6-10.5 • 216 • Jr.  
Grayson, Ga.



**#8 DALLAS THOMAS**  
F • 6-9 • 180 • Fr.  
Little Rock, Ark.



**#10 DEL JONES**  
G • 6-2.5 • 187 • Fr.  
Landover, Md.



**#11 JAEDEN ZACKERY**  
G • 6-1 • 218 • Gr.  
Salem, Wis.



**#13 ANDREW LATIFF**  
G • 6-5 • 195 • Sr.  
Clemson, S.C.



**#14 CHRISTIAN REEVES**  
C • 7-2 • 253 • RSo.  
Charlotte, N.C.



**#20 MATT KELLY**  
G • 6-2 • 175 • Sr.  
Charleston, S.C.



**#21 ACE BUCKNER**  
G • 6-3 • 170 • Fr.  
Dallas, Texas



**#32 DANIEL NAUSEEF**  
F • 6-7 • 220 • Sr.  
Dayton, Ohio



**#35 JACKSON ROBERTS**  
F/C • 6-11 • 247 • Fr.  
Tampa, Fla.



**BRAD BROWNELL**  
Head Coach  
15th Season



**BILLY DONLON**  
Associate Head Coach  
3rd Season




**SEAN DIXON**  
Assistant Coach  
3rd Season



**DICK BENDER**  
Assistant Coach  
13th Season\*



**ANDY ASSALEY**  
Operations  
3rd Season



**PRESTON GREENE**  
Strength and Conditioning  
4th Season\*



**TERRELL MCINTYRE**  
Player Development  
8th Season



**JEFF REYNOLDS**  
Special Asst. to HC  
4th Season



**LUCAS MCKAY**  
Recruiting  
12th Season\*



**BRAD CROWE**  
Sports Medicine  
9th Season



**AJ MORRIS**  
Video Coordinator  
1st Season



**MICHELLE SWEENEY**  
Nutrition  
4th Season



**WELLS HOAG**  
Asst. Sport Performance  
1st Season



**JOEL DANCE**  
Graduate Manager  
2nd Season



**KAMERON LANGLEY**  
Graduate Manager  
1st Season

\* - denotes multiple stints served on full-time staff for Clemson Basketball

# HEAD COACH BRAD BROWNELL



(Clicking on Coach Brownell's headshot will take you to his online bio)

## CAREER RECORDS

Overall Record: 444-277  
 Conference Games (regular season career): 233-167  
 Non-Conference Games (at Clemson): 135-51  
 ACC Tournament: 7-13  
 NCAA Tournament (career): 6-7  
 Overtime Games (at Clemson): 14-8  
 NIT (career): 4-4

## CAREER RECORDS (ACC PLAY)

Overall Record (Regular Season): 132-127  
 Overall Record (inc. postseason): 139-139  
 ACC Tournament: 7-13

## ALL-TIME WINNINGEST COACHES

1.	<b>Brad Brownell (2010-present)</b>	<b>277-192</b>
2.	Cliff Ellis (1985-94)	177-128
3.	Bill Foster (1975-84)	156-106
4.	Oliver Purnell (2003-10)	138-88
5.	Joe Davis (1932-40)	101-86

## CAREER COACHING RECORDS

Season Victories: 25  
 Cliff Ellis, 1986-87  
 Oliver Purnell, 2006-07  
 Brad Brownell, 2017-18

**Home Victories**  
 183, Brad Brownell (183-58), 2010-24

**Road Victories**  
 52, Brad Brownell, 2010-24

**ACC Season Victories**  
 14, Brad Brownell, 2022-23

**ACC Home Victories**  
 9, Brad Brownell, 2022-23

**ACC Regular Season Career Victories**  
 132, Brad Brownell (132-127), 2010-24

**Overall Wins vs. ACC Teams**  
 139, Brad Brownell (139-139), 2010-24

**Overall Winning Percentage**  
 vs. ACC Teams: .500, Brad Brownell (139-139), 2010-24

**Overall ACC Home Winning Percentage**  
 .687, Brad Brownell (90-41), 2010-24

## ABOUT BRAD BROWNELL

**Born** November 15, 1968  
**Hometown** Evansville, Indiana  
**High School** Harrison High School  
**Degree** DePauw University (1991); history  
**Master's** University of Indianapolis (1994); history

### FAMILY

**Wife** Paula  
**Daughter** Abby  
**Daughter** Kate

### COACHING EXPERIENCE

Years	School, Position
1991-92	Evansville, graduate assistant
1992-94	Indianapolis; assistant coach
1994-2002	UNC Wilmington, assistant coach
2002-06	UNC Wilmington, head coach
2006-10	Wright State, head coach
2010-pres.	Clemson, head coach

### PLAYING EXPERIENCE

**Years**  
 1988-91 DePauw University  
 (Ranks seventh in school history in career assists - 332; 15th in steals - 102; 17th in free throw percentage - .782)  
 1989-90 Season  
 .899 free throw percentage; 132 assists, 47 steals (all top 10 single season; 2nd in FT, 10th in AST, 9th in STL)

### COACHING HONORS

2003 Colonial Athletic Association Coach of the Year  
 2006 Colonial Athletic Association Coach of the Year  
 2008 Horizon League Coach of the Year  
 2018 Sports Illustrated College Basketball Coach of the Year

### COACHING TREE

**Zavier Anderson** (Assistant coach at Florida International)  
**Nick Bowman** (Assistant coach at UTSA)  
**Matt Bucklin** (Assistant coach at Vanderbilt)  
**Tee Butters** (Associate head coach at Arkansas State)  
**Kylen Butler** (Assistant coach at Eastern Illinois)  
**Mark Byington** (Head coach at Vanderbilt)  
**Austin Claunch** (Head coach at UTSA)  
**Aaron Coombs** (Head coach at Georgia Southwestern State)  
**Antonio Reynolds Dean** (Associate head coach at Georgia)  
**Billy Donlon** (Associate head coach at Clemson)  
**Jimmy Garrity** (Head women's coach at Wofford)  
**Earl Grant** (Head coach at Boston College)  
**Marty McGillan** (Assistant coach at Longwood)  
**Riley McGillan** (Assistant coach at Belmont Abbey)  
**Lucas McKay** (Director of recruiting at Clemson)  
**AJ Morris** (Video coordinator at Clemson)  
**Rick Ray** (Assistant coach at Vanderbilt)  
**Richie Riley** (Head coach at South Alabama)  
**Tanner Smith** (Assistant coach at Appalachian State)

### NBA DRAFT PICKS UNDER BROWNELL

2014 KJ McDaniels, 32nd to Philadelphia  
 2017 Jaron Blossomgame, 59th to San Antonio  
 2023 Hunter Tyson, 37th to Denver

## BROWNELL'S YEAR-BY-YEAR HEAD COACHING RECORD

YEAR	SCHOOL	OVERALL	.PCT	CONF.	POSTSEASON
2002-03	UNC Wilmington	24-7	.744	15-3	NCAA, 1st round
2003-04	UNC Wilmington	15-15	.500	9-9	
2004-05	UNC Wilmington	19-10	.655	13-5	
2005-06	UNC Wilmington	25-8	.758	15-3	NCAA, 1st round
2006-07	Wright State	23-10	.697	13-3	NCAA, 1st round
2007-08	Wright State	21-10	.677	12-6	
2008-09	Wright State	20-13	.606	12-6	
2009-10	Wright State	20-12	.625	12-6	
2010-11	Clemson	22-12	.647	9-7	NCAA, 2nd round
2011-12	Clemson	16-15	.516	8-8	
2012-13	Clemson	13-18	.419	5-13	
2013-14	Clemson	23-13	.639	10-8	NIT, Semifinals
2014-15	Clemson	16-15	.516	8-10	
2015-16	Clemson	17-14	.548	10-8	
2016-17	Clemson	17-16	.515	6-12	NIT, 1st Round
2017-18	Clemson	25-10	.714	11-7	NCAA, Sweet 16
2018-19	Clemson	20-14	.588	9-9	NIT, 2nd Round
2019-20	Clemson	16-15	.516	9-11	No Postseason Due to COVID-19
2020-21	Clemson	16-8	.667	10-6	NCAA, 1st Round
2021-22	Clemson	17-16	.515	8-12	
2022-23	Clemson	23-11	.676	14-6	NIT, 1st Round
2023-24	Clemson	24-12	.667	11-9	NCAA, Elite Eight
2024-25	Clemson	12-3	.800	4-0	

### HEAD COACHING SUMMARY

at UNC Wilmington	83-40	.675	52-20
at Wright State	84-45	.651	49-21
at Clemson	277-192	.591	132-127
<b>TOTALS</b>	<b>444-277</b>	<b>.616</b>	<b>233-168</b>

NOTE: Conference record is regular season only.



# NOTES

## CLEMSONGRIT

**Program Definition:** Passion and perseverance toward a long-term goal.

**Culture of Commitment:** Integrity, Work Ethic, Sacrifice

» Officially instituted in 2016-17, the program embodies a workman-like culture and blue collar work ethic.

*"Grit, passion and perseverance toward a long-term goal and that can be applied to many things. It's not just about a season. It might be a college career. It might be a professional career. It might be graduating from college. It can pertain to just about anything. You need to have tremendous passion for something in your life if you want to be successful."* - Head Coach Brad Brownell

### SERIES HISTORY VS. LOUISVILLE

- Clemson and Louisville will meet for the 16th time in program history and the 13th time since the Cardinals joined the ACC.
- Clemson is 6-1 in games played at home, but 0-8 on the road in the series.

### CLEMSON RANKS FIFTH IN ACC IN WINS OVER LAST 7 SEASONS

- Head Coach Brad Brownell has led the Tigers to the fourth-most overall wins amongst ACC teams since 2017-18.
- The Tigers have won 76 games in the league, which ranks fifth in that same time frame.

### MOST WINS SINCE 2017-18

(as of 1/5/25; ordered by ACC wins)

Rk	Team	2024-25	ACC	Overall	ACC
1.	Virginia	8-6	1-2	183-59	102-34
2.	Duke	12-2	4-0	197-58	100-38
3.	North Carolina	9-6	2-1	174-85	88-47
4.	Florida State	10-4	1-2	149-89	77-57
5.	<b>CLEMSON</b>	<b>12-3</b>	<b>4-0</b>	<b>153-89</b>	<b>76-60</b>
6.	Virginia Tech	6-8	1-2	146-95	68-64
7.	Syracuse	6-8	0-3	138-103	67-68
8.	NC State	8-6	1-2	147-99	65-71
9.	Miami	4-10	0-3	135-108	62-76
10.	Louisville	10-5	3-1	114-118	56-77
11.	Notre Dame	7-7	1-2	121-120	54-83
12.	Wake Forest	11-4	3-1	117-116	54-84
13.	Georgia Tech	8-7	2-2	110-123	53-83
14.	Pittsburgh	12-2	3-0	117-119	50-86
15.	Boston College	9-6	1-3	107-127	45-88
16.	SMU	11-3	2-1	127-97	2-1
17.	Stanford	9-5	1-2	121-115	1-2
18.	California	7-7	0-3	74-160	0-3

### CLEMSON SWIPES 16 STEALS IN WIN OVER STANFORD

- Clemson collected 16 steals as a team in an 85-71 win over Stanford (1/1).
- That tied for the most by the Tigers in a game since 1-1-13 when they had 16 against The Citadel. 12 years to the day.
- Dillon Hunter led the team with a career-high six steals – the most by a Tiger since Avry Holmes also had six on 2-13-16 against Georgia Tech.
- The effort marked just the ninth occurrence in ACC play for Clemson since the 1984-85 season.

### CLEMSON GAMES WITH 16+ STEALS

(In ACC games since 1984-85)

Date	Opponent	Score	Steals
1-1-25	H-Stanford	W, 85-71	16
1-22-08	H-Wake Forest	W, 80-75^	16
1-17-07	H-North Carolina	L, 55-77	20
1-21-06	A-Georgia Tech	W, 73-63	16
1-13-98	H-Florida State	W, 86-65	17
1-31-91	H-North Carolina	L, 77-90	19
1-12-91	H-Wake Forest	L, 88-93^	19
2-24-90	H-North Carolina	W, 69-61	17
1-13-90	H-Wake Forest	W, 76-57	16

^ - Denotes one overtime period

### CLEMSON'S 35 POINTS OFF TURNOVERS VS. WAKE FOREST

- Clemson scored 35 points off of 19 Wake Forest turnovers in a 73-62 win on Dec. 21.
- That is the most for a Clemson team dating back to 2014-15. It is also the third-most for an ACC team in a league game since that time.

### CLEMSON GAMES, MOST POINTS OFF TURNOVERS

(Since 2014-15 season)

Date	Opponent	Score	Points off Turnovers
12-21-24	H-Wake Forest	W, 73-62	35
12-4-16	H-Coppin State	W, 85-43	34
11-17-19	H-Detroit Mercy	W, 87-65	32
2-15-23	H-Florida State	W, 94-54	31
11-21-19	H-Alabama A&M	W, 87-51	31

### CLEMSON'S 4-0 OR BETTER STARTS IN THE ACC

- This season marks Clemson's fourth 4-0 or better start in school history in the ACC.
- It's the third under Head Coach Brad Brownell.

### CLEMSON'S 4-0 STARTS IN THE ACC IN PROGRAM HISTORY

Year	Best Start
2024-25	4-0
2022-23	7-0
1996-97	5-0
1986-87	4-0

### CLEMSON'S 9-1 STARTS IN PROGRAM HISTORY

- This season marks Clemson's 20th 9-1 or better start in school history.
- It's the third time under Head Coach Brad Brownell that Clemson has started 9-1 in a season, including last year's campaign that ended in an Elite Eight appearance.
- Only twice has Clemson started a season 9-1 and collected a victory against an AP Top 5 opponent. This season against No. 4 Kentucky and in 1996-97 against No. 3 Kentucky.
- Seven seasons have resulted in an NCAA Tournament appearance, including two Sweet 16 appearances and both of Clemson's Elite Eight appearances.

### CLEMSON'S 9-1 STARTS IN PROGRAM HISTORY

Year	Final Record
2024-25	---
2023-24	<b>24-12, NCAA Elite Eight</b>
2017-18	<b>25-10, NCAA Sweet 16</b>
2008-09	<b>23-9, NCAA First Round</b>
2007-08	<b>24-10, NCAA First Round</b>
2006-07	25-11, NIT Second Round
2005-06	19-13, NIT Second Round
2002-03	15-13, No Postseason
1998-99	20-15, NIT Finalist
1996-97	<b>23-10, NCAA Sweet 16</b>
1994-95	15-13, NIT First Round
1992-93	17-13, NIT Second Round
1986-87	<b>25-6, NCAA First Round</b>
1985-86	19-15, NIT Third Round
1980-81	20-11, NIT First Round
1979-80	<b>23-9, NCAA Elite Eight</b>
1978-79	19-10, NIT Second Round
1977-78	15-12, No Postseason
1934-35	15-3, No Postseason

### CLEMSON'S WIN OVER KENTUCKY IN ACC/SEC CHALLENGE

- Clemson clinched its second victory in the ACC/SEC Challenge with a 70-66 win over No. 4/6 Kentucky on Dec. 3.
- The Tigers won at No. 23 Alabama last season 85-77 in the inaugural game of the event.
- Clemson's win over Kentucky this season was the program's fourth non-conference win against an AP Top 10 team.
- It was the highest ranked non-conference opponent that Clemson has beaten on its home floor in program history.

### CLEMSON TOP 10 AP POLL NON-CONFERENCE VICTORIES

Date	Opponent	H/A/N	AP (CU/Opp)	Score
12-3-24	Kentucky	H	NR/4	70-66
3-28-24	vs. Arizona	N	NR/9	77-72
12-17-97	South Carolina	H	NR/6	62-57
11-15-96	vs. Kentucky	N	20/3	^79-71

^ - denotes overtime period

### CLEMSON'S FOUR-STRAIGHT WINS VS. AP TOP 5 OPPONENTS WHILE UNRANKED

- Clemson has won its last four games against AP Top 5 teams, all while unranked.
- Since the poll expanded to 25 teams in 1989-90, nobody else has won four straight vs. AP Top 5 foes all while unranked.
- Taking it a step further, dating back to 1996-97, the longest streak of wins (unranked or not) vs. AP Top 5 teams is eight – Kansas (3-29-03 to 3-3-10).
- The Tigers' streak of four in a row is tied for ninth-longest in college basketball since 1996-97.

## QUICK FACTS - CLEMSON

Nickname	Tigers
Location	Clemson, S.C. 29633
Colors	Tiger Orange and Regalia
Founded	1889
Enrollment	27,341
President	Dr. James P. Clements (Maryland-Baltimore County '86)
Director of Athletics	Graham Neff (Georgia Tech '06)
Conference	Atlantic Coast Conference
Facility (Capacity)	Littlejohn Coliseum (9,000)
Year Opened	1968 (Renovated 2015-16)
Record at Facility	609-215
Record Crowd	13,863 (Jan. 9, 1980 vs. Duke)
Head Coach	Brad Brownell (DePauw '91)
Years as full-time college coach (inc. GA)	34
Winning seasons (HC & Asst. & GA)	28
Record as a head coach	444-277
Record at Clemson	277-192
First Year of Basketball	1911-12
Seasons of Basketball	113
Overall Record	1437-1372-1

### CLEMSON'S LAST FOUR GAMES VS. AP TOP 5 TEAMS

(Games played while unranked)

Date	Opponent	H/A/N	AP (CU/Opp)	Score
12-3-24	Kentucky	H	NR/4	70-66
2-6-24	North Carolina	A	NR/3	80-76
2-15-20	Louisville	H	NR/5	77-62
1-14-20	Duke	H	NR/3	79-72

### CLEMSON IS NO. 32 IN THIS WEEK'S NET RANKINGS

- Clemson is ranked No. 32 in the nation in the latest NET rankings.
- Clemson is 2-1 in Quad 1 games and stands as one of four ACC teams with at least a pair of Quad 1 wins (Duke, 3; North Carolina, 2; Pittsburgh, 2). The other 14 teams in the ACC have combined for three Quad 1 wins so far.
- The Tigers are currently 11-3 this year, including wins over San Francisco and Penn State on a neutral court and a home win over No. 4/6 Kentucky.
- Four ACC teams are ranked in the top 40 (Duke 3, Pitt 13, SMU 30, Clemson 32).

### CLEMSON BASKETBALL SPORT SCIENCE: DISTANCES TRAVELED ON COURT

- Clemson Director of Basketball Strength and Conditioning Preston Greene utilizes Kinexon Sports for tracking data of Clemson Basketball players in practices and games.
- One such metric available and tracked by Greene is total distance covered. Below is a list of the top three this season.

### CLEMSON BASKETBALL DISTANCE TRAVELED ON COURT (MILEAGE)

(Data provided by Kinexon Sports)

Rk	Player	Date	Game	W/L	Miles Run
1.	Chase Hunter	11-26-24	Penn State	W	5.724
2.	Chase Hunter	12-17-24	South Carolina L		5.555
2.	Chase Hunter	11-17-24	Boise State	L	5.363
3.	Jaeden Zackery	11-26-24	Penn State	W	5.064

- Since the start of the season (Nov. 1), Chase has run a team-high 155 miles (games/practices).
- As of Jan. 5, 2025, Chase Hunter had covered 906 miles dating back to June 2023 (games/practices). That is the equivalent of nearly 35 marathons.

### CLEMSON VERSUS THE SOUTHEASTERN CONFERENCE

- Since 2016-17 the Clemson Tigers are 14-5 against members of the SEC.
- The Tigers play many games against the SEC, including an annual game against the South Carolina Gamecocks.
- Four of the game have occurred with Clemson unranked and its opponent ranked in the AP Poll.

### CLEMSON VS. SOUTHEASTERN CONFERENCE

(Games since 2016-17)

(14-5)

Date	Opponent	H/A/N	AP (CU/Opp)	Score
12-17-24	South Carolina	A	25/NR L	88-91 (OT)
12-3-24	Kentucky	H	NR/4	W, 70-66
3-30-24	Alabama	N1	NR/19	L, 82-87
12-6-23	South Carolina	H	24/NR	W, 72-67
11-28-23	Alabama	A	NR/23	W, 85-77
11-11-23	South Carolina	A		L, 58-60
12-18-21	South Carolina	H		W, 70-56
12-12-20	Alabama	N2		W, 64-56
11-25-20	Mississippi State	N3		W, 53-42

# NOTES

12-8-19	South Carolina	H		L, 54-67
12-22-18	South Carolina	A		W, 78-68
12-8-18	Mississippi State	N4		L, 71-82
11-20-18	Georgia	N5		W, 64-49
3-18-18	Auburn	N6		W, 84-53
12-19-17	South Carolina	H		W, 64-48
12-16-17	Florida	N7	NR/22	W, 71-69
12-21-16	South Carolina	A	NR/20	W, 62-60
12-18-16	Alabama	A		W, 67-54
11-11-16	Georgia	H		W, 74-64

(N1 - NCAA Tournament, Los Angeles, Calif.; N2 - Holiday Hoopsgiving, Atlanta, Ga.; N3 - Space Coast Challenge, Melbourne, Fla.; N4 - Never Forget Tribute Classic, Newark, N.J.; N5 - Cayman Islands Classic, Cayman Islands; N6 - NCAA Tournament, San Diego, Calif.; N7 - Orange Bowl Classic, Sunrise, Fla.)

## REGULAR SEASON TOURNAMENTS UNDER BROWNELL

- Since the 2010-11 season, Clemson is 23-16 in regular season tournaments, including wins over
- The Tigers defeated UAB and Davidson in the 2023 Asheville Championship to clinch the title.
- Clemson defeated Mississippi State and Purdue in the 2020 Space Coast Challenge to clinch the tournament championship.

## CLEMSON REGULAR SEASON TOURNAMENT CHAMPIONSHIPS

- The Tigers have won 30 regular season championships in history.
- The 2024 Sunshine Slam marks the third won by Head Coach Brad Brownell at Clemson and the second consecutive after winning the 2023 Asheville Championship.

## CLEMSON REGULAR SEASON TOURNAMENT CHAMPIONSHIPS

Year	Tournament	Site	Victories
2024-25	Sunshine Slam	Daytona Beach, Fla.	San Fran, Penn State
2023-24	Asheville Champ.	Asheville, N.C.	UAB, Davidson
2020-21	Space Coast	Melbourne, Fla.	Miss. St., Purdue
2008-09	Charleston Classic	Charleston, S.C.	Hofstra, TCU, Temple
2006-07	Cox Comm. Classic	Norfolk, Va.	A-State, Monmouth
2005-06	San Juan Shootout	San Juan, P.R.	PR-Mayaguez, Holy Cross, Akron
1990-91	FIU Invite	Miami, Fla.	Coppin St., Fla. Atlantic
1986-87	Hawaii Pacific Inv.	Honolulu, Hawaii	Fordham, Hawaii, Pacific
1986-87	TCBY Invite	Little Rock, Ark.	Delaware St., UALR
1986-87	IPTAY Invite	Clemson, S.C.	Georgia St., Boston U.
1985-86	IPTAY Invite	Clemson, S.C.	ETSU, South Fla.
1984-85	Music City Invite	Nashville, Tenn.	UMass, Vandy
1984-85	IPTAY Invite	Clemson, S.C.	Campbell, South Fla.
1983-84	IPTAY Invite	Clemson, S.C.	Marquette, Furman
1981-82	IPTAY Invite	Clemson, S.C.	Bowling Green, Stetson
1980-81	Rainbow Classic	Honolulu, Hawaii	La. Tech, Indiana, Hawaii
1980-81	IPTAY Invite	Clemson, S.C.	Cornell, Fairfield
1979-80	IPTAY Invite	Clemson, S.C.	Delaware St., UALR
1978-79	Sun Bowl	El Paso, Texas	UTEP, Texas Tech
1978-79	IPTAY Invite	Clemson, S.C.	Brown, Kent State
1977-78	Charleston Invite	Charleston, S.C.	Catholic, Canisius
1977-78	IPTAY Invite	Clemson, S.C.	TCU, Rhode Island
1976-77	IPTAY Invite	Clemson, S.C.	Yale, Florida State
1975-76	Charlotte Invite	Charlotte, N.C.	BC, Davidson
1973-74	Poinsettia Classic	Greenville, S.C.	Delaware, Furman
1973-74	IPTAY Invitational	Clemson, S.C.	Auburn, St. John's
1971-72	Poinsettia Classic	Greenville, S.C.	Holy Cross, Auburn
1966-67	Poinsettia Classic	Greenville, S.C.	LSU, Furman
1965-66	Poinsettia Classic	Greenville, S.C.	Ole Miss, Manhattan
1955-56	Gator Bowl	Jacksonville, Fla.	LSU, South Carolina

## CLEMSON HAS OVERCOME HALFTIME DEFICIT 26 TIMES SINCE 2019-20

- Clemson overcame its first halftime deficit of the year and managed to come back and win the game over San Francisco (11/25).
- The Tigers trailed 29-24 at the break and were down as many as seven in the second half (33-26).
- Clemson went on a 25-4 run to surge ahead and win the game 70-55.
- It was the largest victory margin in a game Clemson had trailed at the half away from home since 12-21-07 vs. DePaul – trailed 41-40 at half and won 90-74.

## OVERCOMING HALFTIME DEFICITS (2019-20 to Present)

Date	Site	Half	Opponent	Half Margin	Final
11-25-24	N	24-29	San Francisco	-5	70-55
2-27-24	H	27-31	Pittsburgh	-4	69-62
12-6-23	H	23-30	South Carolina	-7	72-67
11-12-23	N	23-28	Davidson	-5	68-65
11-10-23	N	39-42	UAB	-3	77-76
1-28-23	A	33-34	Florida State	-1	82-81

1-21-23	H	26-33	Virginia Tech	-5	26-31
1-14-23	H	30-34	Duke	-4	72-64
1-7-23	A	38-40	Pittsburgh	-2	75-74
1-4-23	A	29-32	Virginia Tech	-3	68-65
12-2-22	H	26-33	Wake Forest	-7	77-57
11-29-22	H	29-35	Penn State	-6	101-94 (OT)
3-5-22	H	30-33	Virginia Tech	-3	63-59
3-2-22	H	27-33	Georgia Tech	-6	68-65
11-9-21	H	24-32	Presbyterian	-8	64-53
2-12-21	H	26-30	Georgia Tech	-4	74-72
1-27-21	H	21-22	Louisville	-1	54-50
1-5-21	H	32-39	NC State	-7	74-70 (OT)
1-2-21	A	32-34	Miami (Fla.)	-2	66-65
12-29-20	H	29-34	Florida State	-5	77-67
3-11-20	N	21-23	Miami (Fla.)	-2	69-64
2-29-20	H	32-39	Florida State	-7	70-69
1-28-20	H	33-35	Syracuse	-2	71-70
1-21-20	H	31-37	Wake Forest	-6	71-68
1-11-20	A	29-39	North Carolina	-10	79-76 (OT)
11-24-19	N	23-25	TCU	-2	62-60 (OT)

## CHASE HUNTER: THE CLOSER

- Dating back to the beginning of the 2023-24 season, Chase Hunter has scored at the end of a half for Clemson in 13 different games.
- In those 13 games, Hunter has totaled 30 points in the last five seconds of either the first or second half.
- Clemson is 10-3 in those games.

## CHASE HUNTER IN THE CLUTCH – LAST 5 SECONDS OF A HALF

(Dating back to the 2023-24 season)

Date	Opponent	Half	Type	Pts
11-21-24	H-Radford	1H	3FG	3
11-17-24	A-Boise State	1H	2FG	2
11-4-24	H-Charleston Southern	1H	3FG	3
3-24-24	N-Baylor	1H	3FG	3
3-9-24	A-Wake Forest	2H	2FG	2
3-5-24	H-Syracuse	1H	2FG	2
2-24-24	H-Florida State	2H	2FT	1
		1H	3FG	3
2-10-24	A-Syracuse	1H	2FG	2
1-30-24	H-Louisville	1H	2FT	2
12-22-23	H-Queens	1H	3FG	3
12-16-23	A-Memphis	2H	2FT	1
11-24-23	H-Alcorn State	1H	2FT	1
11-10-23	N-UAB	2H	2FT	2
<b>TOTAL</b>				<b>30 PTS</b>

## HUNTER BROTHERS WITH CONSECUTIVE CAREER HIGHS

- Chase Hunter and Dillon Hunter completed their last two contests with each recording a career-best in points.
- Chase finished 12-21 at Boise State with a career-high 30 points, topping his previous best of 26.
- Dillon helped lead the Tigers to a 29-point victory over Radford with a career-high 15 points. He finished 5-8 from the floor. His previous best was nine points.

## CLEMSON POSTS 12 STEALS IN WIN OVER SAINT FRANCIS

- Clemson opened the season with nine steals against Charleston Southern and topped that with 12 swipes against Saint Francis on Nov. 8.
- The Tigers had nine steals just once last season and have done so in consecutive games to start 2024-25.
- Head Coach Brad Brownell teams are 14-2 since 2010 when they get 12 or more steals in a game.

## CLEMSON GAMES WITH 12+ STEALS

(Brad Brownell Era)

Date	Opponent	Score	Steals
1-1-25	H-Stanford	W, 85-71	16
11-8-24	H-Saint Francis	W, 88-62	12
12-21-20	H-Morehead State	W, 66-51	12
11-26-20	N-Purdue	W, 81-70	13
11-10-19	H-Colgate	W, 81-68	13
12-30-18	H-Lipscomb	W, 84-67	15
1-6-18	H-Louisville	W, 74-69 (OT)	15
12-4-16	H-Coppin State	W, 85-43	12
1-29-13	H-Georgia Tech	W, 63-60	12
1-1-13	H-The Citadel	W, 92-51	16
3-1-12	H-Virginia Tech	W, 58-56	13
2-14-12	H-Virginia	W, 60-48	14
1-1-12	H-ETSU	W, 65-58	14
3-12-11	N-North Carolina	L, 87-92 (OT)	12
1-2-11	H-The Citadel	W, 69-54	13
3-2-11	A-Duke	L, 59-70	14

## BRAD BROWNELL VS. 2024-25 OPPONENTS

Opponent	at Clemson	Overall
Boise State	1-1	1-1
Boston College	13-6	13-6
California	2-0	2-0
Charleston Southern	3-0	3-0
Duke	4-13	4-14
Eastern Kentucky	1-0	1-0
Florida A&M	3-0	3-0
Florida State	13-17	13-17
Georgia Tech	21-9	21-9
Kentucky	1-0	1-0
Louisville	6-6	6-6
Memphis	0-2	0-2
Miami (Fla.)	10-11	10-11
North Carolina	4-14	4-16
NC State	14-10	14-11
Notre Dame	3-9	3-9
Penn State	2-0	2-0
Pittsburgh	12-3	12-2
Radford	3-0	3-0
Saint Francis	1-0	1-0
San Francisco	1-0	1-0
SMU	0-1	0-1
South Carolina	7-7	7-7
Stanford	1-0	1-0
Syracuse	8-6	8-6
Virginia	3-17	3-17
Virginia Tech	9-12	9-12
Wake Forest	16-4	16-5

## CLEMSON VS. 2024-25 OPPONENTS

Opponent	Overall
Boise State	1-1
Boston College	21-10
California	2-1
Charleston Southern	21-0
Duke	33-113
Eastern Kentucky	1-0
Florida A&M	4-0
Florida State	39-46
Georgia Tech	78-68
Kentucky	5-12
Louisville	6-9
Memphis	0-2
Miami (Fla.)	19-17
North Carolina	24-136
NC State	60-106
Notre Dame	3-9
Penn State	5-1
Pittsburgh	12-3
Radford	6-0
Saint Francis	1-0
San Francisco	1-0
South Carolina	81-93
SMU	1-1
Stanford	1-0
Syracuse	10-6
Virginia	54-82
Virginia Tech	19-24
Wake Forest	68-102

## CLEMSON OPENS SEASON WITH CONSECUTIVE 25+ POINT VICTORIES

- Clemson has started the season 2-0 and has won each game by 27 and 26 points, respectively.
- The last time the Tigers began a season with back-to-back 25+ point victories was in 2015-16. Clemson beat NC Central 74-40 and UTSA 78-45. Those games were played in Greenville at Bon Secours Arena during Littlejohn's latest renovation.
- This season's occurrence only marks the eighth time in the ACC era that Clemson has done it. They have done it 10 times overall, including the first season of Clemson Basketball in 1911-12.

## CLEMSON'S CONSECUTIVE 25+ POINT VICTORIES TO START A SEASON

(Bottom opponent represents season opener)

Year	Opponent	Score	Margin
2024-25	Saint Francis	88-62	+26
	Charleston Southern	91-64	+27
2015-16	UTSA	78-45	+33
	NC Central	74-40	+34
2009-10	Liberty	79-39	+40
	Presbyterian	84-41	+43
2005-06	Coppin State	102-71	+31
	Bethune Cookman	84-55	+29



# NOTES

## LITTLEJOHN COLISEUM

**First Game:** Nov. 30, 1968 (Clemson 76, Georgia Tech 72)  
**Games:** 831  
**Overall Record:** 615-216 (.740)  
**Non-Conference:** 373-45 (.892) | **ACC:** 243-171 (.587)  
**Brownell Era:** 167-54 (.756) | **Non-Con:** 84-13 (.866) | **ACC:** 83-39 (.680)  
**Total Attendance (Avg.):** 6,701,352 (8,065)  
**Total Attendance (Avg. Minus COVID-19):** 6,679,749 (8,156)  
**Most Wins / Season:** 16 (2006-07; 2013-14)

### LITTLEJOHN COLISEUM HOME RECORD

Year	Overall	Pct.	Attn.	Avg.
1968-69	4-7	.364	55,150	5,014
1969-70	6-5	.546	50,877	4,625
1970-71	8-4	.667	63,488	5,291
1971-72	6-4	.600	81,278	8,128
1972-73	9-2	.818	85,750	7,795
1973-74	9-4	.692	103,519	7,963
1974-75	11-1	.917	113,515	9,460
1975-76	8-5	.615	107,220	8,248
1976-77	13-2	.867	134,841	8,883
1977-78	10-5	.667	138,115	9,208
1978-79	13-3	.813	144,535	9,033
1979-80	15-0	1.000	130,900	8,727
1980-81	12-4	.750	145,792	9,112
1981-82	11-5	.688	139,731	8,733
1982-83	9-7	.563	131,063	8,191
1983-84	11-5	.688	129,600	8,100
1984-85	12-4	.750	130,136	8,134
1985-86	14-5	.737	144,699	7,616
1986-87	15-2	.882	142,274	7,328
1987-88	12-4	.750	117,250	7,328
1988-89	13-1	.929	114,123	8,151
1989-90	14-0	1.000	122,540	8,753
1990-91	9-7	.563	121,314	7,582
1991-92	12-4	.750	114,691	7,168
1992-93	11-5	.688	113,803	7,113
1993-94	11-4	.733	108,074	7,205
1994-95	11-5	.688	116,754	7,297
1995-96	14-2	.875	150,037	9,377
1996-97	12-3	.800	147,019	9,801
1997-98	11-3	.786	156,103	11,151
1998-99	12-3	.800	141,728	9,449
1999-00	7-9	.438	142,679	8,918
2000-01	9-7	.563	137,909	8,619
2001-02	8-8	.500	139,954	8,747
2002-03	5-4	.555	80,600	8,956
2003-04	10-6	.625	122,900	7,681
2004-05	10-5	.667	111,886	7,459
2005-06	12-4	.750	106,251	6,641
2006-07	16-4	.800	147,122	7,356
2007-08	14-2	.875	137,739	8,609
2008-09	13-3	.813	135,619	8,476
2009-10	14-2	.875	151,442	9,465
2010-11	15-2	.882	140,920	8,289
2011-12	11-5	.688	125,249	7,828
2012-13	8-7	.533	118,305	7,887
2013-14	16-3	.842	142,231	7,486
2014-15	11-6	.611	129,800	7,635
2015-16	Home games held in Greenville, S.C. due to renovation			
2016-17	11-6	.611	123,442	7,262
2017-18	15-1	.938	123,895	7,743
2018-19	14-5	.737	133,290	7,015
2019-20	11-6	.647	116,139	6,832
2020-21*	11-1	.912	21,613	1,801
2021-22	11-5	.688	106,578	6,662
2022-23	15-2	.882	110,795	6,518
2023-24	12-4	.750	123,289	7,706
2024-25	9-1	.900	78,492	7,850

\* - limited capacity due to COVID-19 regulations and protocols (1,876 max capacity).

### Largest Crowds

Attendance	Date	W/L	Results
13,863	1-9-1980	W	Clemson 87, Duke 82 (OT)
13,136	2-28-1990	W	Clemson 97, Duke 93
12,632	1-29-1977	W	Clemson 93, UNC 73
12,611	1-7-1987	W	Clemson 73, NC State 69
12,267	1-19-1981	L	Virginia 74, Clemson 59
12,258	1-17-1981	L	Maryland 68, Clemson 62 (OT)
12,013	2-24-1990	W	Clemson 69, UNC 61
11,909	1-11-1978	L	Duke 107, Clemson 85
11,800	1-22-1975	W	Clemson 83, Maryland 82
11,800	2-22-1975	W	Clemson 92, NC State 70
11,800	1-24-1976	L	Virginia 69, Clemson 62
11,742	1-23-1988	W	Clemson 69, S. Carolina 65

**Note:** The arena was named for J.C. Littlejohn, a long-time Clemson University employee, for many years the school's business manager.

1995-96	Appalachian State	91-55	+36
	UNC Asheville	83-41	+42
1994-95	Winthrop	98-71	+27
	Charleston Southern	96-66	+30
1985-86	East Tennessee State	92-67	+25
	Maryland-Eastern Shore	83-57	+26
1978-79	Furman	106-74	+32
	Catholic	108-67	+41
1917-18	Wofford	50-22	+28
	Presbyterian	63-22	+41
1911-12	Butler Guards	78-6	+72
	Furman	46-12	+34

### CLEMSON PLAYER DEBUTS OFF THE BENCH

- Myles Foster had a huge night in his Tiger debut off the bench against Charleston Southern on Nov. 4. Foster scored 17 points and finished 6-for-8 from the floor, adding four rebounds and two blocked shots.

- It was the most points scored off the bench in a Clemson debut since Marquise Reed on Nov. 11, 2016. Reed scored 19 points in 28 minutes in a 74-64 win over Georgia.

### CLEMSON PLAYER MOST POINTS OFF BENCH

#### IN TEAM DEBUT

(Brad Brownell Era)

Date	Player	Points	Score
11-11-16	Marcquise Reed, G	19 vs. Georgia	W, 74-64
<b>11-4-24</b>	<b>Myles Foster, F</b>	<b>17 vs. Charleston So. W</b>	<b>91-64</b>
11-12-12	Jordan Roper, G	11 vs. Presbyterian	W, 77-44
11-25-20	PJ Hall, F	10 vs. Miss. State	W, 53-42
11-13-15	Gabe DeVoe, G	9 vs. NC Central	W, 74-40
<b>11-4-24</b>	<b>Jake Heidbreder, G</b>	<b>9 vs. Charleston So. W</b>	<b>91-64</b>
11-25-20	Nick Honor, G	8 vs. Miss. State	W, 53-42
11-10-17	Aamir Simms, F	6 vs. W. Carolina	W, 85-57
11-6-23	Jack Clark, F	6 vs. Winthrop	W, 78-56

### CLEMSON STAYING OLD

- Head Coach Brad Brownell has used the transfer portal to blend his team full of high school and developed players in the program to add collegiate experience from the outside.

- Last year it was Joseph Girard III, Jack Clark, Bas Leyte and Jake Heidbreder (redshirt in 2023-24).

- After losing Girard, Clark and Leyte, in addition to PJ Hall, RJ Godfrey, Alex Hemenway and Josh Beadle, Brownell and staff went back into the portal.

- Clemson added ACC veteran guard Jaeden Zackery (Boston College), Big 12 veteran center Viktor Lakhin (Cincinnati), veteran forward Myles Foster (Illinois State) and a young center Christian Reeves (Duke).

- Per Stats Perform research, blended with the returners to the roster, Clemson has 437 career starts amongst its team's top six most experienced players – the ninth-most starts in the country.

- Of Division I teams that boast the most players with at least 50 or more starts in their careers, the Tigers tied for fourth nationally with six.

### DIVISION I, MOST PLAYERS ON ACTIVE ROSTER WITH

#### 50+ CAREER STARTS

(at any Division I school prior to the 2024-25 season)

Rank	Team	# of Starts
1.	Kansas	7
	Louisville	7
	Xavier	7
<b>4.</b>	<b>CLEMSON</b>	<b>6</b>
	Alabama	6
	Oklahoma State	6
	USC	6

### CLEMSON PLAYERS ON ACTIVE ROSTER WITH

#### 50+ CAREER STARTS

(at Clemson unless otherwise noted prior to the season)

Rank	Player	# of Starts
1.	Jaeden Zackery (Boston College)	100
2.	Chase Hunter	90
3.	Ian Schieffelin	65
	Myles Foster (Illinois State/Monmouth)	65
5.	Jake Heidbreder (Air Force)	61
6.	Viktor Lakhin (Cincinnati)	56

### DIVISION I, MOST COMBINED STARTS BY THE TOP 6

#### PLAYERS WITH THE MOST STARTS ON ACTIVE ROSTER

(prior to the 2024-25 season)

Rank	Team	# of Starts
1.	Alabama	589
2.	Louisville	522
3.	Kansas	512
4.	Kentucky	499

## TIGERS IN THE NBA

<b>Randy Mahaffey, F</b>	
Kentucky Colonels	1968-69
New York Nets	1969-70
Carolina Cougars	1970-71

<b>Skip Wise, G</b>	
San Antonio Spurs	1975-76

<b>Tree Rollins, C</b>	
Atlanta Hawks	1978-88
Cleveland Cavaliers	1989-90
Detroit Pistons	1990-91
Houston Rockets	1991-93
Orlando Magic	1993-95

<b>Larry Nance, F</b>	
Phoenix Suns	1982-88
Cleveland Cavaliers	1988-94

<b>Horace Grant, F</b>	
Chicago Bulls	1988-94
Orlando Magic	1994-99, 2001-03
Seattle Supersonics	1999-2000
Los Angeles Lakers	2000-01, 2003-04

<b>Devin Gray, F</b>	
San Antonio Spurs, Sacramento Kings	1996-97
Houston Rockets	1999-2000

<b>Elden Campbell, C</b>	
Los Angeles Lakers	1990-99
Charlotte/New Orleans Hornets	1999-2002
Seattle Supersonics	2002-03
Detroit Pistons	2003-05

<b>Dale Davis, F</b>	
Indiana Pacers	1991-2000, 2004-05
Portland Trailblazers	2000-04
Golden State Warriors	2004-05
Detroit Pistons	2005-07

<b>Chris Whitney, G</b>	
San Antonio Spurs	1993-95
Washington Wizards	1995-2002, 2003-04
Denver Nuggets	2002-03
Orlando Magic	2002-03

<b>Sharonne Wright, C</b>	
Philadelphia 76ers	1994-95
Toronto Raptors	1995-98

<b>Greg Buckner, G</b>	
Dallas Mavericks	1999-2002, 2006-07
Philadelphia 76ers	2002-04
Denver Nuggets	2004-06
Minnesota Timberwolves	2007-08
Memphis Grizzlies	2008-09

<b>Harold Jamison, F</b>	
Miami Heat	1999-2000
Los Angeles Clippers	2001-02

<b>Will Solomon, G</b>	
Memphis Grizzlies	2001-02
Toronto Raptors, Sacramento Kings	2008-09

<b>Trevor Booker, F</b>	
Washington Wizards	2010-14
Utah Jazz	2014-16
Brooklyn Nets	2016-18
Indiana Pacers	2018

<b>K.J. McDaniels, G</b>	
Philadelphia 76ers	2014-15
Houston Rockets	2015-17
Brooklyn Nets	2017
Toronto Raptors	2017

<b>Jaron Blossomgame, F</b>	
Cleveland Cavaliers	2018-19

<b>Donte Grantham, F</b>	
Oklahoma City Thunder	2018-19

<b>Hunter Tyson, F</b>	
Denver Nuggets	2023-pres.

<b>PJ Hall, F</b>	
Denver Nuggets	2024-pres.

# NOTES

## 1,000 POINT SCORERS

### CLEMSON TIGER BASKETBALL 1,000-POINT CLUB

Rk	Name	Years	GP	Avg	Pts
1.	Elden Campbell*	1986-90	123	15.3	1880
2.	Terrell McIntyre*	1995-99	126	14.6	1839
3.	Butch Zatezalo*	1967-70	75	23.5	1761
4.	Greg Buckner*	1994-98	122	14.4	1754
5.	<b>Jaron Blossomgame</b>	<b>2013-17</b>	<b>128</b>	<b>13.5</b>	<b>1733</b>
6.	Trevor Booker*	2006-10	134	12.9	1725
7.	<b>PJ Hall</b>	<b>2020-24</b>	<b>120</b>	<b>14.2</b>	<b>1702</b>
8.	Horace Grant*	1983-87	122	13.9	1696
9.	K.C. Rivers*	2005-09	134	12.6	1684
10.	Dale Davis*	1987-91	121	13.6	1650
11.	Bill Yarborough*	1952-57	85	18.3	1553
12.	Vincenzo Hamilton*	1980-85	116	13.2	1530
13.	<b>Chase Hunter</b>	<b>2019-pres.</b>	<b>148</b>	<b>10.1</b>	<b>1488</b>
14.	<b>Marquise Reed</b>	<b>2016-19</b>	<b>99</b>	<b>15.0</b>	<b>1484</b>
15.	Cliff Hammonds*	2004-08	134	10.9	1465
16.	Tree Rollins*	1973-77	110	13.3	1463
17.	Will Solomon	1998-01	94	15.2	1431
18.	Stan Rome	1974-78	109	12.5	1365
	<b>Demontez Stitt</b>	<b>2007-11</b>	<b>126</b>	<b>10.8</b>	<b>1365</b>
20.	Vince Yockel*	1955-58	74	18.2	1350
21.	Larry Nance*	1977-81	117	11.5	1341
22.	Devin Gray	1991-95	94	14.1	1322
23.	Jim Brennan*	1961-64	76	17.3	1317
24.	Sharone Wright*	1991-94	92	14.2	1308
25.	Vernon Hamilton	2003-07	127	9.7	1238
26.	Harold Jamison	1995-99	129	9.5	1231
27.	Jim Sutherland*	1964-67	71	17.3	1230
28.	Edward Scott*	1999-03	112	10.9	1226
29.	<b>Andre Young</b>	<b>2008-12</b>	<b>129</b>	<b>9.5</b>	<b>1223</b>
30.	Shawan Robinson	2002-06	120	9.8	1177
31.	Randy Mahaffey*	1964-67	73	16.0	1171
32.	Sharrod Ford	2001-05	118	9.8	1154
	<b>Devin Booker</b>	<b>2009-13</b>	<b>128</b>	<b>9.0</b>	<b>1154</b>
34.	<b>Hunter Tyson</b>	<b>2018-23</b>	<b>140</b>	<b>8.1</b>	<b>1132</b>
35.	Choppy Patterson*	1959-63	76	14.8	1131
36.	Jerry Pryor	1985-89	123	9.1	1124
37.	<b>Aamir Simms</b>	<b>2017-21</b>	<b>122</b>	<b>9.2</b>	<b>1122</b>
38.	<b>Donte Grantham</b>	<b>2014-18</b>	<b>114</b>	<b>9.6</b>	<b>1100</b>
39.	<b>Shelton Mitchell</b>	<b>2016-19</b>	<b>94</b>	<b>11.6</b>	<b>1084</b>
40.	Billy Williams*	1977-80	85	12.7	1078
41.	Johnny Snee	1948-52	82	13.1	1077
42.	Colon Abraham	1874-78	106	10.0	1061
43.	<b>K.J. McDaniels</b>	<b>2011-14</b>	<b>94</b>	<b>11.0</b>	<b>1035</b>
44.	Richie Mahaffey	1966-70	75	13.6	1019
45.	Derrick Johnson	1975-79	111	9.1	1014
46.	Fred Gilliam	1979-83	115	8.8	1010

Note: Names in bold played for Head Coach Brad Brownell;  
\* - signifies Clemson Hall of Fame

5.	Xavier	481
6.	Minnesota	446
7.	Texas	446
8.	Oklahoma State	445
9.	<b>CLEMSON</b>	<b>437</b>
10.	Nebraska	434

### PRESEASON ALL-CONFERENCE TIGERS – TWO OF THE MOST EXPERIENCED IN THE ACC

- Only five players in the ACC for the 2024-25 season will finish their careers this season at the same school they started, and have also been a starter for three or more seasons.
- Chase Hunter and Ian Schieffelin were both named to the Preseason All-ACC Second Team by voting media at the league's annual media day in Charlotte.

### MOST EXPERIENCED ACC PLAYERS AT ONE SCHOOL

(ordered by number of starts)

Player, School	Year at School	Games	Starts
RJ Davis, North Carolina	5	153	133
<b>Chase Hunter, Clemson</b>	<b>6</b>	<b>148</b>	<b>105</b>
<b>Ian Schieffelin, Clemson</b>	<b>4</b>	<b>115</b>	<b>80</b>
Cameron Hildreth, Wake Forest	4	115	77
Maxime Raynaud, Stanford	4	108	73

### SEASON OPENING DOMINANCE

- Clemson has won 39-out-of-40 games (39-1) to open a season, which dates back to the 1985-86 season.
- Head coach Brad Brownell is 14-1 in season openers at Clemson.

### BRAD BROWNELL SEASON OPENERS AT CLEMSON (14-1)

Date	Opponent	H/A/N	Score
11-4-24	Charleston Southern	H	W, 91-64

11-6-23	Winthrop	H	W, 78-56
11-7-22	The Citadel	H	W, 80-69
11-9-21	Presbyterian	H	W, 64-53
11-25-20	Mississippi State	N1	W, 53-42
11-5-19	Virginia Tech	H	L, 60-67
11-6-18	The Citadel	H	W, 100-80
11-10-17	Western Carolina	H	W, 85-57
11-11-16	Georgia	H	W, 74-64
11-13-15	NC Central	H	W, 74-40
11-14-14	Florida A&M	H	W, 86-41
11-8-13	Stetson	H	W, 71-56
11-12-12	Presbyterian	H	W, 77-44
11-11-11	Gardner-Webb	H	W, 65-44
11-13-10	Western Carolina	H	W, 87-64

(N1 - Space Coast Challenge, Melbourne, Fla.)

### GAMES WITH AT LEAST 40.0 PERCENT 3-POINT SHOOTING

- Below is yearly rundown of games Clemson has shot at least 40 percent on three-point shots, total games played and Clemson's record when shooting at least 40 percent on threes.

### GAMES WITH 40.0 PERCENT 3-POINT SHOOTING

Year	40% Games-Total Games	W-L
1986-87	18-31	16-2
1987-88	8-29	4-4
1988-89	10-30	8-2
1989-90	10-35	8-2
1990-91	8-28	4-4
1991-92	14-28	7-7
1992-93	10-30	8-2
1993-94	13-34	10-3
1994-95	11-28	7-4
1995-96	8-29	5-3
1996-97	6-33	6-0
1997-98	11-32	8-3
1998-99	9-35	4-5
1999-00	11-30	4-7
2000-01	7-31	2-5
2001-02	9-30	5-4
2002-03	9-28	6-3
2003-04	6-28	4-2
2004-05	7-32	5-2
2005-06	7-32	6-1
2006-07	11-36	8-3
2007-08	12-34	10-2
2008-09	11-32	9-2
2009-10	13-34	12-1
		166-73

### BROWNELL ERA

2010-11	10-34	6-4
2011-12	12-31	8-4
2012-13	9-31	9-0
2013-14	6-36	4-2
2014-15	3-31	3-0
2015-16	8-31	5-3
2016-17	10-33	7-3
2017-18	12-35	12-0
2018-19	8-34	6-2
2019-20	5-31	5-0
2020-21	9-24	6-3
2021-22	15-33	11-4
2022-23	12-33	11-1
2023-24	11-36	11-0
2024-25	7-14	6-1
		110-27

### TOTAL

**276-100 (.734)**

- Clemson is 110-27 under Brownell when the Tigers make at least 40.0 percent on 3-point shots.

### CLEMSON PREDICTED TO FINISH FOURTH IN ACC

- Ian Schieffelin (Atlanta, Ga./Grayson) and Chase Hunter (Atlanta, Ga./Westlake) were tabbed preseason Second Team All-ACC on Tuesday by media at the league's annual preseason media day, which was held in Charlotte on Oct. 10.
- In addition, Clemson was predicted to finish fourth in the ACC. That is the highest preseason prediction for the Tigers since 2010 when they were picked to finish third. The last time Clemson was picked fourth in the preseason poll was 2008 when they finished third.
- Schieffelin and Hunter were named to the second team along with Jamir Watkins (Florida State), Baye Ndongo (Georgia Tech) and Ishmael Leggett (Pitt).
- Schieffelin is coming off a season in which he earned the ACC's Most Improved Player award after averaging 10.1 points and 9.4 rebounds. It was the second time a Tiger has won the award (Jaron Blossomgame, 2016). He finished with 340 total rebounds – the

## CLEMSON BIRTHDAYS

February 7	Myles Foster Chauncey Wiggins
February 16	Asa Thomas
February 22	Dallas Thomas
March 1	Ian Schieffelin Andrew Latiff
March 5	Jake Heidbreder
March 8	Ace Buckner
March 21	Jackson Roberts
April 8	Chase Hunter
April 16	Dillon Hunter
July 30	Viktor Lakhin
August 1	Matt Kelly
August 29	Jaeden Zackery
September 29	Daniel Nauseef
November 15	Brad Brownell
November 24	Del Jones
December 14	Christian Reeves

sixth-most in a single season in program history.

- Schieffelin totaled his 10th and 11th double-doubles of the season with 16 points and 12 rebounds against New Mexico and 18 points and 11 rebounds against Alabama. With his 11th double-double, Schieffelin was just the second Clemson player to record double figures in double-doubles in a season since 2008-09. Hunter Tyson did it last year with 16, but that is the only other player to do it since Trevor Booker had 13 double-doubles in 2008-09. Schieffelin also had 17 double-digit rebounding games last season.
- Hunter returns for his sixth season after he led the Tigers in the NCAA Tournament with 17.8 points, 5.8 assists and 4.3 rebounds per game. He finished with 20 points and six assists against Baylor. It was his third 20-point game of the year and second in a row after a game-high 21 points on 8-of-16 shooting from the floor against New Mexico.
- Hunter became the 46th 1,000-point scorer in Clemson history against Louisville (January 30, 2024) and has 1,228 career points entering this season.

### CLEMSON'S HOME SCHEDULE IN 2024-25

- Clemson welcomes many great opponents to Littlejohn Coliseum in 2024-25.
- The Tigers host five of the top eight winningest programs in college basketball history (Kentucky, UNC, Duke, Notre Dame and Syracuse), while also hosting Memphis in the non-conference portion of the schedule.
- Clemson drew Kentucky in the second annual ACC/SEC Challenge. It will be Kentucky's first trip to Clemson since 1933 when Clemson played its games in Fike Gym.
- The home schedule this season and coming off an Elite Eight appearance last year, added much excitement within the Clemson fan base.
- Clemson sold out of its season ticket allotment for the 2024-25 season. The most season tickets sold since the mid-1990's.

### CLEMSON CONSISTENTLY EXCEEDING PRESEASON EXPECTATIONS

- The Tigers were picked to finish fifth in the ACC last season, as voted on by selected media members.
- Fifth is the highest the Tigers have been picked in the preseason media poll since the 2008-09 season. Clemson was also picked fifth that season.
- In 2022-23, the Tigers were picked 11th in the preseason poll, the Tigers finished with a 14-6 mark, the most conference wins in program history, the Tigers finished eight spots ahead of their projected finish.
- Clemson has exceeded the preseason poll projection 11 times in Head Coach Brad Brownell's 14 full seasons leading the program.
- With a 10-6 record in 2020-21, Clemson finished the season in a tie for fifth place in the ACC standings entering games. The Tigers were picked 10th in the preseason vote by the Atlantic Coast Conference Media – a five-place improvement over the preseason prediction.
- Brad Brownell's team had the second-best standing relative to its preseason prediction. Only Virginia Tech was better, standing eight spots ahead of its preseason prediction. Virginia Tech was 11th in the preseason media poll and finished in third.
- Brownell's teams have finished equal to or better than its preseason prediction by the ACC media in nine-of-his-previous 12 years. That includes a 10-place improvement in 2017-18 when the Tigers were picked 13th in the preseason and finished third.
- That is the all-time record improvement in ACC history from the preseason to the postseason. That team also reached the Sweet 16 of the NCAA Tournament and Brownell was named the National College Coach of the Year by Sports Illustrated.



# NOTES

## CLEMSON CAREER REBOUNDS

### CLEMSON TIGER CAREER REBOUND LEADERS

Rk	Name	Years	GP	Avg	Pts
1.	Tree Rollins*	1973-77	110	11.9	1311
2.	Dale Davis*	1987-91	121	10.0	1216
3.	Trevor Booker*	2006-10	134	7.9	1060
4.	Horace Grant*	1983-87	122	8.0	981
5.	Harold Jamison	1995-99	129	7.3	937
6.	Sharonne Wright*	1991-94	92	9.8	903
7.	Elden Campbell*	1986-90	123	6.8	836
8.	Jaron Blossomgame	2013-17	128	6.5	831
9.	Larry Nance*	1977-81	117	6.7	784
10.	Sharrod Ford	2001-05	118	6.5	762
11.	Devin Booker	2009-13	128	5.7	728
12.	Ian Schieffelin	2021-pres.	115	6.3	727
13.	Tom Wideman	1995-99	129	5.6	723
14.	K.C. Rivers*	2005-09	134	5.4	721
15.	Richie Mahaffey	1966-70	75	9.4	707
16.	Randy Mahaffey*	1965-67	73	9.7	706
17.	Chris Hobbs	2000-04	116	5.9	679
18.	Donnie Mahaffey	1961-64	76	8.8	666
19.	Hunter Tyson	2018-23	140	4.8	665
20.	Tommy Mahaffey	1959-62	76	8.5	649
	Elijah Thomas	2016-19	93	7.0	649
22.	Aamir Simms	2017-21	122	5.2	636
23.	PJ Hall	2020-24	120	5.3	634
24.	Ray Henderson	1999-03	112	5.7	633
25.	Vincent Hamilton*	1980-85	116	5.4	628

Note: Names in bold played for Head Coach Brad Brownell;  
\* - signifies Clemson Hall of Fame

### CLEMSON ACC STANDING RELATIVE TO PRESEASON RANKING UNDER HEAD COACH BRAD BROWNELL

Year	Preseason	Final Record	Rank	+/-
2024-25	4th	---	---	---
2023-24	5th	11-9	5th	E
2022-23	11th	14-6	3rd	+8
2021-22	11th	8-12	10th	+1
2020-21	10th	10-6	5th	+5
2019-20	11th	9-11	8th	+3
2018-19	6th	9-9	9th	-3
2017-18	13th	11-7	3rd	+10
2016-17	11th	6-12	12th	-1
2015-16	12th	10-8	7th	+5
2014-15	11th	8-10	9th	+2
2013-14	14th	10-8	6th	+8
2012-13	8th	5-13	11th	-3
2011-12	7th	8-8	7th	E
2010-11	7th	9-7	4th	+3

**BOLD** signifies years that Clemson finished at least even with preseason rank.

### CLEMSON'S MOST SUCCESSFUL BACK-TO-BACK SEASONS IN THE ACC

- Clemson finished 11-9 in the ACC last season, tied for fifth in the league. The Tigers finished 14-6 in 2022-23 and have now gone 25-15 over the last two seasons.
- The .625 winning percentage is the highest in program history over the course of back-to-back seasons in the ACC dating back to 1953-54.

### CLEMSON'S MOST SUCCESSFUL TWO-YEAR RUNS IN ACC

Years	ACC Record	Pct.	Total Record	Pct.
2023-24	11-9	.550	25-15	.625
2022-23	14-6	.700		
1989-90	10-4	.714	17-11	.607
1988-89	7-7	.500		
1966-67	9-5	.643	17-11	.607
1965-66	8-6	.571		
2008-09	9-7	.562	19-13	.594
2007-08	10-6	.625		

### BRAD BROWNELL SIGNS CONTRACT EXTENSION

- Clemson University and Head Basketball Coach Brad Brownell have agreed to a contract through 2029.
- "I'm honored and grateful to continue to lead the Clemson Basketball program. I want to thank Graham Neff, President Jim Clements and our entire administration for their continued belief and confidence in me and my staff. I am extremely proud of our recent success, both on and off the court, and there is not a better time than now to be a part of the Clemson family."
- Brownell is the winningest coach in program history with 265 wins as the leader of the Tigers, earning the 2017-18 Sports Illustrated National College Coach of the Year Award. The Tigers

have reached the NCAA Tournament four times, including three in the last seven seasons that have culminated in a Sweet 16 appearance in 2018 and an Elite Eight in 2024. They are one of just 15 programs since 2018 to advance to a Sweet 16 and Elite Eight in separate seasons.

- Clemson most recently reached the Elite Eight for just the second time in history and the first time in 44 years. The Brownell led Tigers beat New Mexico, Baylor and Arizona en route to a historical 24-win campaign for Clemson.
- The Tigers have won 47 games over the last two seasons, the second-most in program history, while also posting a .625 (25-15) win percentage in the ACC over that same period. That is the highest in consecutive seasons in program history. Since 2017-18, the Tigers are fourth in the ACC in wins (141) and fifth in league wins (72).
- During Brownell's 14 seasons, his impact off the court at Clemson has been just as successful as on it.
- Developing a basketball donor base has been central to Clemson and Brownell's success since he was hired in 2010. He has been instrumental in the fundraising for the Littlejohn Coliseum/Swann Pavilion renovation, helping spearhead the \$63.5 million project, to the basketball program's home arena in 2015, in addition to multiple overseas experiences for student-athletes and much, much more.
- Now, another addition has been planned for the future of the building, with the gracious support of the Brown family, that will provide the men's basketball program with 30,000 feet of new construction. That will include new and updated team areas, offices and an additional practice gym.
- Under Brownell's direction, the basketball program has maintained very good Athletic Progress Rate performances, including being one of eight Power-Six programs with a 1000 multi-year score and one of two in the ACC. It was the program's third 1000 in its history and its first since the 2015-16 cohort. This last cohort comprised 2019-20 through 2022-23 academic years.
- Basketball associate head coach Billy Donlon and assistants Sean Dixon and Dick Bender also received new contracts.

### -- IT'S ALL IN THE FAMILY --

### PAIR OF BROTHERS SCORING IN DOUBLE FIGURES IN THE SAME GAME AT CLEMSON

- Chase and Dillon Hunter scored in double figures in the same game for the first time in their career against Radford (11/21). A 79-51 win for Clemson.
- Dillon scored 15 off the bench for the Tigers – a new career-high. Chase scored 10. Both were a combined 9-16 from the floor and 4-10 from three.
- The last time two brothers scored double figures in the same game for the Tigers was Trevor and Devin Booker on Dec. 22, 2009 against Western Carolina. A 79-57 win for Clemson.
- Trevor finished with a game-high 31 and Devin totaled 10 off the bench.
- The Clemson record for points in a game by two brothers is 62, set by Randy (34) and Richie (28) Mahaffey in a home game against Virginia on Jan. 14, 1967.

### UNCW SEAHAWK TIES IN THE CLEMSON PROGRAM

- Head Coach Brad Brownell was an assistant coach for Jerry Wainwright at UNCW from 1994-02 before becoming the head coach from 2002-06.
- While an assistant at UNCW, Brownell coached his current associate head coach, Billy Donlon.
- As a collegiate player, Donlon was a star guard at UNC Wilmington for four seasons (1996-99), playing in 118 career games. He finished with 901 points and at the time of his graduation he was the Seahawks all-time assist leader with 456, which currently stands fourth in UNCW history. He was a member of the Colonial Athletic Association's (CAA) All-Rookie Team in 1996 and led the team in assists as a junior (5.6 apg) and senior (5.2 apg).
- Director of Recruiting Lucas McKay attended UNCW during his undergrad years and first worked under Brownell as a student manager from 2003-06.
- Prior to Brownell's arrival in 1994, his current special assistant Jeff Reynolds had spent the previous (1990-94) four seasons as an assistant for the Seahawks.

### CURRENT BROTHERS AND/OR TWINS PLAYING ON THE SAME TEAM

- Chase and Dillon Hunter playing together for the second season in a row.
- The Hunters are one of 10 sets of brothers nationwide to play on the same team.
- The Hunters join Trevor and Devin Booker, George and John Coakley, Horace and Harvey Grant, Eddie and George Krajack and Donnie, Richie, Randy and Tom Mahaffey and Jack and Daniel Nauseef.
- The list below is ordered alphabetically by school.

Ryan and Robby Beasley, San Francisco  
Isaac and Paul Bruns, South Dakota  
Caleb and Josh Furst, Purdue  
Guillermo Diaz and Jorge Diaz Graham, Pitt (twins)  
**Chase and Dillon Hunter, Clemson**  
Milos and Veljko Ilic, Loyola-Maryland (twins)  
Tai and Terrell Strickland, LIU  
Marcus and Myles Rigsby, Troy  
Payton and Pryce Sandfort, Iowa  
Jared and Peyton Frey, Stony Brook

### -- MISCELLANEOUS RECORDS --

#### \*LITTLEJOHN COLISEUM

- The Tigers are 97-25 (.795) dating back to the beginning of the 2017-18 season on their home floor.
- Since the inception of the newly renovated Littlejohn Coliseum (2016-17 season), the Tigers are 108-31 overall (.777 percent).
- In non-conference regular season games, the Tigers are 51-4 during that span (.927 percent).
- In total non-conference games, including home NIT games, the Tigers are 52-7 (.881 percent).

#### CLEMSON SEASON BREAKDOWN BY UNIFORM

- In 2017-18 the Tigers debuted three new jerseys to their arsenal, including a new version of its home white and road orange uniform. They also debuted purple, anthracite and throwback jerseys.
- Clemson wore its 2017-18 home whites the most last season, wearing them for 19-out-of-their-32 regular season games.
- With the exception of one home game in which Clemson wore 1990's throwback home white uniform against Pittsburgh, the Tigers wore its 17-18 home whites on the road in a 14-point win at Ohio State. The Buckeyes wore all red that night.
- They also wore white during their two-point triumphant comeback win over then No. 22-ranked Florida on Dec. 16 in the Orange Bowl Classic.
- 18 of the Tigers' 25 wins in 2017-18 came while wearing their home whites.

#### CLEMSON'S RECORD BY UNIFORM (17/18-pres.)

Uniform	Times Worn	Wins	Losses
Home White	123	101	22
Road Orange	80	36	44
Home Orange	1	1	0
90's Throwback Home White	18	7	11
Home Purple	1	1	0
Purple	10	4	6
Anthracite	5	1	4

### -- CLEMSON TIGERS IN THE NBA --

#### HUNTER TYSON DRAFTED 37TH OVERALL BY DENVER NUGGETS

- Tyson was selected 37th overall by the Oklahoma City Thunder in the second round of the 2023 NBA Draft on June 22. The pick was made by the Denver Nuggets as part of a previously agreed upon trade.
- Tyson was selected the highest in the NBA Draft by a Tigers since K.J. McDaniels was picked 32nd by the Philadelphia 76ers in 2014. He was the first Tiger selected since Jaron Blossomgame in the 2017 NBA Draft (59th overall).
- Tyson earned his first career All-ACC honor last season and was named to the All-ACC First Team for his performance in 2022-23. Tyson put together a career year this past season season.
- He averaged a team-best 15.3 points and 9.6 rebounds per game while shooting 47.9 percent from the floor, 40.5 percent from three and 83.8 percent at the free throw line. In league play, he was even better. He averaged 16.4 points and 9.9 rebounds while shooting 50.5 percent and 84.3 percent at the charity stripe.
- He was named the 2023 ACC Skip Prosser Scholar-Athlete of the Year for his work on the court and in the classroom.
- Tyson became the 44th player in Clemson history to amass 1,000 career points and has since moved into the top 40 all time. He was named to the 2023 Naismith Hall of Fame Karl Malone Award Top 10 and the 2023 USBWA Oscar Robertson Trophy Award Midseason Watch List.
- He collected 16 double-doubles which tied him for eighth all-time in Clemson history for a single season with Sharonne Wright (1992-93). It is the most in a season since Wright posted 18 in 1993-94.
- Tyson ranked 11th in the nation in double-doubles and is second in the ACC. He's first in defensive rebounding per game (8.26) and second nationally. His 325 rebounds are fourth in the league and 18th nationally.
- The Monroe, N.C. native became just the 17th player in Clemson history to eclipse 1,000 points and 600 rebounds in a career. In Clemson's win over the Wolfpack (Feb. 25), Tyson became the all-

# NOTES

time games played leader in Clemson history (136).

## TYSON SHOWS OUT IN 2023 NBA SUMMER LEAGUE

- Tyson was named to the NBA 2K24 All-Summer League First Team after an outstanding showing in Las Vegas.
- Tyson averaged 20.8 points and 6.0 rebounds, while shooting 54.1 percent from the field and 50.0 percent from three.
- Here are Tyson's five games presented statistically:

- 7/7 vs Milwaukee: 27 minutes, 21 points, 5 rebounds, 1 assist, 1 steal, 1 block, 7/13 FG, 3/7 3P, 4/5 FT
- 7/9 vs Atlanta: 24 minutes, 16 points, 3 rebounds, 3 assists, 1 block, 5/10 FG, 2/4 3P, 4/5 FT
- 7/12 vs Utah: 31 minutes, 19 points, 12 rebounds, 2 assists, 1 steal, 5/12 FG, 3/9 3P, 6/6 FT
- 7/14 vs Miami: 27 minutes, 31 points, 4 rebounds, 2 assists, 11/13 FG, 7/9 3P, 2/2 FT, +43
- 7/15 vs New York: 36 minutes, 17 points, 6 rebounds, 1 assist, 2 steals, 1 block, 5/13 FG, 3/7 3P, 4/5 FT

## HUNTER TYSON MAKES NBA DEBUT

- Hunter Tyson made his NBA debut against the Oklahoma City Thunder on Oct. 29, 2023. Tyson played three minutes and grabbed one rebound.
- Tyson scored his first career NBA points at the Minnesota Timberwolves on November 1. He played a season-high four minutes and finished 1-for-2 from the field with his first basket coming on a dunk. He also added a rebound.

## TYSON COMPLETES FIRST SEASON IN THE NBA

- Hunter Tyson played in 18 games last season for the Denver Nuggets, averaging 2.7 minutes per contest.
- He scored 20 points, grabbed nine rebounds and totaled two assists and one steal.

## PJ HALL SIGNS TWO-WAY CONTRACT WITH DENVER NUGGETS

- PJ Hall (Spartanburg, S.C./Dorman) agreed to terms with the Denver Nuggets. Hall will join Hunter Tyson (Monroe, N.C./Piedmont) in Denver after Tyson spent his rookie season with the Nuggets in 2023-24.
- Hall was an All-ACC First Team selection as a senior after being named to the Third Team as a junior. He was an AP All-American Honorable Mention and was named to the NCAA All-West Region Team, NABC All-District First Team, a finalist for the Kareem Abdul-Jabbar Award (nation's best center) and the Oscar Robertson Trophy All-America Watch List in 2024.
- Hall finished with 659 points this year in 36 games, an 18.3 average per game. He set the school record for points in a season. The existing record was 651 points by Horace Grant in 1986-87 and Bill Yarborough in 1954-55.
- He posted fourteen 20-point games this season and has scored in double-figures 35 times. Hall totaled seven double-doubles and netted one 30-point game, which was a career high 31 points and 17 rebounds against Georgia Tech (Jan. 16).
- Hall finished fourth in the ACC in scoring with 18.3 points per game, while ranking 15th in rebounding (6.4 per game). He shot at a very high clip this past season, ninth in the league (48.8 percent). Defensively, Hall was fourth in the ACC blocks per game (1.42) and had 51 blocked shots.
- He finished seventh on Clemson's all-time scoring list (1,702 points). He is just the fourth Tiger to amass 1,700 points, 600 rebounds and 100 blocks in a career (Trevor Booker, Elden Campbell and Dale Davis).
- Hall is seventh in career points (1,702), 15th in scoring average (14.20), 22nd in rebounds (634) and seventh in field goals made (641).
- He finished with five NCAA Tournament games played in his career. He averaged 11.2 points and added 19 rebounds, three assists, two blocks and a steal.

## PJ HALL SCORES FIRST CAREER POINTS IN THE NBA

- PJ Hall scored his first career points on 11/23/24 at the Los Angeles Lakers. The Nuggets won 127-102.
- Hall played three minutes and finished with two points which came on a reverse dunk.
- Hall has seen time in five games this season for Denver. He scored again against the Atlanta Hawks on 12/8/24 in three minutes of action. He scored on a layup assisted by former roommate and Clemson teammate Hunter Tyson.

## PARKER FOX - PHOENIX SUNS FRONT OFFICE

- Parker Fox (2018-22) spent three seasons as a walk-on for the Tiger basketball team before earning a scholarship his senior season in 2021-22.
- Fox graduated from Clemson and immediately began work as a Basketball Operations intern in the Milwaukee Bucks front office.
- Now Fox has moved into a role in the Phoenix organization.

## GREG BUCKNER - ASSISTANT COACH, MILWAUKEE BUCKS

- Greg Buckner (1994-98) has served on an NBA coaching staff since 2017. He started as an assistant for the Memphis Grizzlies from 2017-19 and had been with the Cleveland Cavaliers since 2020. While in Cleveland, Buckner was promoted from assistant to associate head coach prior to the 2022 season and served in that role through 2023-24.
- Buckner was hired by the Milwaukee Bucks in the offseason as an assistant coach beginning in 2024-25.
- Buckner enjoyed a long playing career in the NBA: Dallas Mavericks (1999-02, 2006-07), Philadelphia 76ers (2002-04), Denver Nuggets (2004-06), Minnesota Timberwolves (2007-08) and Memphis Grizzlies (2008-09).

## -- NO. 1 GUARD CHASE HUNTER --

## CAREER-HIGH 30 POINTS AT BOISE STATE

- Chase Hunter scored a career-high 30 points at Boise State (Nov. 17) and also made a career-best 12 field goals.
- He scored 20 points in the first half against the Broncos – the most he's scored in a single half in his career. He scored 19 points on two occasions.
- He became the 41st Clemson player to score 30 points in a game. It was the 33rd occurrence on the road. Of those, just 21 players in school history have scored 30 or more in a true road environment.
- It was the 10th road game with 30+ points for a Clemson player dating back to 1999 and just the second in a non-conference game.

## CLEMSON PLAYERS WITH 30+ POINTS

(Brad Brownell Era)

Date	Player	Opponent	Points
<b>11-17-24</b>	<b>Chase Hunter</b>	<b>A-Boise State</b>	<b>30</b>
1-16-24	PJ Hall	H-Georgia Tech	31
12-30-22	Hunter Tyson	H-NC State	31
1-18-20	Tevin Mack	H-Syracuse	32
2-23-19	Marcquise Reed	H-Boston College	31
1-16-19	Marcquise Reed	H-Georgia Tech	30
3-23-18	Gabe DeVoe	N-Kansas	30
3-1-16	Jaron Blossomgame	H-Virginia	31
2-20-16	Jaron Blossomgame	A-NC State	33
2-8-16	Jaron Blossomgame	H-Notre Dame	30
3-19-14	KJ McDaniel	H-Georgia State	30
2-11-14	KJ McDaniel	A-Notre Dame	30

## CLEMSON PLAYERS WITH 30+ POINTS ON THE ROAD

(Since 1999)

Date	Player	Opponent	Points
<b>11-17-24</b>	<b>Chase Hunter</b>	<b>A-Boise State</b>	<b>30</b>
2-20-16	Jaron Blossomgame	A-NC State	33
2-11-14	KJ McDaniel	A-Notre Dame	30
2-10-08	Cliff Hammonds	A-North Carolina	31
2-8-08	K.C. Rivers	A-Virginia	32
2-18-03	Edward Scott	A-Virginia	36
2-27-02	Tony Stockman	A-North Carolina	30
1-21-01	Will Solomon	A-Wake Forest	30
3-4-00	Will Solomon	A-Georgia Tech	30
12-1-99	Will Solomon	A-Penn State	37

## CAREER ASSISTS IN CLEMSON HISTORY

Rk	Player	Yrs.	Years	GP	A/G	Ast
1.	Grayson Marshall	4	1984-88	122	7.02	857
2.	Edward Scott	4	1999-03	112	5.31	595
3.	Terrell McIntyre	4	1995-99	126	4.58	577
4.	Derrick Johnson	4	1975-79	111	4.29	476
5.	Cliff Hammonds	4	2004-08	134	3.53	473
6.	Demontez Stitt	4	2007-11	126	3.33	419
7.	Bobby Conrad	4	1976-80	116	3.47	402
8.	Vernon Hamilton	4	2003-07	127	3.14	399
9.	Rod Hall	4	2011-15	129	3.03	393
10.	<b>Chase Hunter</b>	<b>6</b>	<b>2019-pres.</b>	<b>148</b>	<b>2.61</b>	<b>387</b>

## PICKING UP WHERE HE LEFT OFF

- After leading the Tigers to the Elite Eight with an incredible 2024 NCAA Tournament performance, Hunter began the 2024-25 season where he left off last March.
- Hunter posted 17 points on an efficient 6-for-9 from the field, including 3-of-3 from three. He added three assists, five rebounds and two steals for good measure.
- Hunter chipped in 13 more against Saint Francis in the second game of the season.

## CHASE HUNTER -- PRESEASON ALL-ACC SECOND TEAM

- Returning for his sixth season in Tigertown, Chase Hunter received preseason recognition following the league's annual media days.

- Hunter joined teammate Ian Schieffelin on the All-ACC Second Team (both ranked No. 6 and No. 7 out of 10 possible honorees).

## CHASE HUNTER IN THE CLEMSON NCAA TOURNAMENT RECORD BOOK

- Chase Hunter finished with 73 points – good for fifth in program history.
- His average of 14.6 was good for seventh, while his 23 assists tied for the most by a Tiger in program history.

## GREAT COMEBACK BY CHASE HUNTER

- Chase Hunter had a frustrating game in the ACC Tournament against Boston College as he was 0-10 from the field and scored just two points. But the senior was bound and determined to have an impact in this NCAA Tournament and he responded with 21 points on 8-for-16 field goal shooting and added six assists to lead Clemson in both categories.
- Hunter continued a torrid NCAA Tournament run with 20 points in a win over Baylor, 18 points against Arizona and 12 points against Alabama.
- His consecutive 20-point performances in wins over New Mexico and Baylor marked the second time that he has netted consecutive 20-point games in his career (2021-22).
- For the NCAA Tournament, Hunter 17.8 points, 4.3 rebounds, 5.8 assists and shot 50.0 percent from the field.
- It was the eighth and ninth time in his career he has scored at least 20 points in a game, the second and third time this year.

## HUNTER AMASSES 1,000 CAREER POINTS

- Chase Hunter became the 46th player in Clemson history to amass 1,000 career points against Louisville (1/30).

## HUNTER SETS CAREER-HIGH ASSIST MARK IN 2022-23

- Chase Hunter totaled 11 assists against Syracuse (2/22/23). That set a new career-best for Hunter.
- The 11 assists tied for the most by an individual player during the Brad Brownell Era (since 2010).

## CLEMSON PLAYERS WITH AT LEAST 11 ASSISTS IN A GAME SINCE 2010

Date	Player	Opponent	Assists
<b>2-22-23</b>	<b>Chase Hunter</b>	<b>Syracuse</b>	<b>11</b>
2-6-21	Clyde Trapp	Syracuse	11
1-28-18	Marcquise Reed	Georgia Tech	11

## -- NO. 2 GUARD DILLON HUNTER --

## DILLON HUNTER FIRST IN CLEMSON HISTORY IN ASSIST/TURNOVER RATIO

- Dillon Hunter is now second in Clemson history in career assist/turnover ratio. The native of Atlanta, Ga has 108 assists and just 44 turnovers in his 83-game career and that 2.49/1 ratio is the best in Clemson history.
- To make the list a player must have at least 100 career assists. Hunter qualified after the Memphis game on December 14 when he had five assists and no turnovers to reach 100 assists for his career.
- So far this year he has 22 assists and just eight turnovers in 295 minutes.

## CLEMSON CAREER LEADERS IN ASSIST/TURNOVER RATIO

Rk	Player	Years	Ast	TO	Ratio
1.	Grayson Marshall	1984-88	857	347	2.47
2.	<b>Dillon Hunter</b>	<b>2022-25</b>	<b>108</b>	<b>44</b>	<b>2.45</b>
3.	Nick Honor	2020-22	132	55	2.40
4.	Marc Campbell	1980-84	364	162	2.25
5.	Andre Young	2008-12	342	163	2.10
6.	Cliff Hammonds	2004-08	473	240	1.97
7.	Lou Richie	1992-94	239	122	1.96
8.	Chris Dobbs	1979-82	325	172	1.889
9.	Edward Scott	1999-03	595	315	1.888
10.	Warren Wallace	1982-85	125	67	1.87

## DILLON HUNTER'S STEALS AGAINST STANFORD

- Dillon Hunter tied Avry Holmes for the most steals in a game under Head Coach Brad Brownell with six.
- Avry Holmes posted six against Georgia Tech on Feb. 13, 2016.

## -- NO. 4 FORWARD IAN SCHIEFFELIN --

## SCHIEFFELIN AVERAGING DOUBLE-DOUBLE

- Ian Schieffelin is averaging 13.1 points, 11.1 rebounds and 3.0 assists per game through Clemson's first 14 contests.
- He is one of just three players in the country to average at least those numbers this season. (Johni Broome, Auburn; Carson Towt, Northern Arizona).
- There are only six players, including the three players above, averaging a double-double with at least 3.0 assists per game.



# NOTES

## ONE OF THE BEST IN THE COUNTRY

• Ian Schieffelin is on the nation's best rebounders. He is fifth in total rebounds, 14th in defensive rebounds per game and 22nd in offensive rebounds per game. He is ninth in total rebounds per game.

### TOTAL REBOUNDS, NATIONALLY

(Updated: 1-5-25; 339 total players ranked)

Rk.	Player	School	Rebounds
1.	Jamichael Stillwell	Milwaukee	190
2.	Alvaro Folgueiras	Robert Morris	177
3.	Carson Towt	Northern Arizona	171
4.	Oscar Cluff	South Dakota State	164
5.	<b>Ian Schieffelin</b>	<b>Clemson</b>	<b>162</b>

### TOTAL REBOUNDS/GAME, NATIONALLY

(Updated: 1-5-25; 330 total players ranked)

Rk.	Player	School	Rebounds/Game
1.	Jamichael Stillwell	Milwaukee	11.9
2.	Oscar Cluff	South Dakota State	11.7
3.	Maxime Raynaud	Stanford	11.4
4.	Carson Towt	Northern Arizona	11.4
5.	Johni Broome	Auburn	11.1
	Alvaro Folgueiras	Robert Morris	11.1
7.	Matthew-Alexander Moncrieffe	Seattle	10.9
8.	Norchad Omier	Baylor	10.8
	<b>Ian Schieffelin</b>	<b>Clemson</b>	<b>10.8</b>
10.	Gavin Walsh	Binghamton	10.5

## SCHIEFFELIN'S CAREER-HIGH 20 REBOUNDS

- Ian Schieffelin totaled a career-best 20 rebounds in Clemson's win over Kentucky (Dec. 3).
- It was the most rebounds in a game for a Tiger since Harold Jamison collected 20 on March 4, 1999 against Florida State.
- Schieffelin added 11 points and four assists in addition to 20 rebounds in the win over Kentucky.
- He is the only men's division I player in the last 25 years to put up 10+ points, 20+ rebounds and 4+ assists in a win against an AP Top 5 opponent.

## CLEMSON PLAYERS – MOST REBOUNDS IN A GAME

(Since 1996-97)

Date	Player	Opponent	Rebounds
<b>12-3-24</b>	<b>Ian Schieffelin</b>	<b>H-Kentucky</b>	<b>20</b>
3-4-99	Harold Jamison	N-Florida State^	20
12-30-96	Harold Jamison	H-Marshall	19
12-29-98	Harold Jamison	N-Illinois	17
3-18-99	Tom Wideman	H-Butler	17
2-13-02	Chris Hobbs	H-Wake Forest^^^	17
12-5-07	Trevor Booker	A-East Carolina	17
<b>12-3-23</b>	<b>Ian Schieffelin</b>	<b>A-Pittsburgh</b>	<b>17</b>
1-16-24	PJ Hall	H-Georgia Tech^^	17

^ - denotes one overtime period

## DIVISION I PLAYERS WITH 20+ REBOUNDS IN A WIN OVER AN AP TOP 5 OPPONENT

(Since 1996-97)

Date	Player	Opponent	Rebounds
<b>12-3-24</b>	<b>Ian Schieffelin</b>	<b>H-Kentucky</b>	<b>20</b>
3-12-09	Paul Harris, Syracuse	N-Connecticut^^^^	22
2-23-09	Cole Aldrich, Kansas	A-Oklahoma	20
2-16-09	DeJuan Blair, Pittsburgh	A-Connecticut	23
1-27-03	Nick Collison, Kansas	H-Texas	23

^ - denotes one overtime period

## SCHIEFFELIN WINS SUNSHINE SLAM MVP

- Ian Schieffelin won the MVP of the Sunshine Slam tournament after helping lead Clemson to the tournament title.
- In the title game, Schieffelin posted 18 points, 13 rebounds, eight assists, four steals and two blocks.
- For the two game tournament, Schieffelin averaged 18.0 points, 13.0 rebounds, 6.5 assists, 2.5 steals and 1.5 blocks per game.
- Only two players dating back to 1996-97 have posted a stat line that includes at least those totals in a single game.
- Despite Rayvonte Rice (Drake) being the only other player since 1996-97 to accomplish this, he did so in three overtime periods. Ian Schieffelin is the lone player to do this in regulation.
- Schieffelin accomplished his in 37 minutes and Rice's was done in 51 minutes.

## GAMES A PLAYER HAS TOTALED AT LEAST 18 POINTS, 13 REBOUNDS, 8 ASSISTS, 4 STEALS AND 2 BLOCKS IN A GAME

(since 1996-97 season)

Date	Name, School	Pts	Reb	Ast	Stl	Blk
11-26-24	Ian Schieffelin, Clemson	18	13	8	4	2
1-28-12	Rayvonte Rice, Drake*	19	14	8	4	2

\* - denotes accomplishment occurred in overtime game (3 OT)

- Schieffelin came close to tying the Clemson record for most assists in a points-rebounds double-double.
- Trevor Booker posted 13 points, 12 rebounds and nine assists his senior season at East Carolina.

## SCHIEFFELIN ON PACE FOR RARE TERRITORY

- Ian Schieffelin eclipsed 200 assists for his career and has more than 800 points, 700 rebounds and 200 assists in his career.
- Only four players in program history have more than 800, 700 and 200. The list includes: Trevor Booker, Horace Grant, Vincent Hamilton and K.C. Rivers.
- Without assists, 29 Clemson players have posted at least 600 points and 600 rebounds in a career. What separates Schieffelin as a big, is his ability to see the floor and distribute the ball to his teammates.

## CLEMSON PLAYERS WITH AT LEAST 600 POINTS, 600 REBOUNDS AND 200 ASSISTS

(Listed in chronological order of playing career;

Ian Schieffelin's numbers are pending and changing each game)

Player	Years	Points	Rebounds	Assists
<b>Ian Schieffelin</b>	<b>2021-pres.</b>	<b>848</b>	<b>727</b>	<b>215</b>
Trevor Booker	2006-10	1725	1060	224
K.C. Rivers	2005-09	1684	721	235
Horace Grant	1983-87	1696	981	206
Vincent Hamilton	1980-85	1530	628	337

## SCHIEFFELIN FOURTH IN ASSISTS AMONG TIGERS 6-8 OR BIGGER

- Clemson senior forward Ian Schieffelin is one of the top passing big men in the ACC. He already has 211 career assists in 113 games, second most in Clemson history among players 6-8 or taller.
- He needs 10 assists to become the all-time leader amongst players 6-8 or taller in Clemson history. The only players to total at least 200 so far are Donte Grantham (220) and Horace Grant (206).
- The all-time Clemson leader in this category on a per game basis is David Shaffer, who averaged 2.75 assists per game as a 6-8 player over his three years with the program (1981-84).

## MOST ASSISTS BY CLEMSON PLAYERS 6-8 OR TALLER

Rk	Player	Years	Height	GP	A/G	Total
1.	Donte Grantham	2014-18	6-8	114	1.93	220
2.	<b>Ian Schieffelin</b>	<b>2021-25</b>	<b>6-8</b>	<b>115</b>	<b>1.87</b>	<b>215</b>
3.	Horace Grant	1983-97	6-10	122	1.69	206
4.	Aamir Simms	2017-21	6-8	122	1.63	198
5.	Horace Wyatt	1978-82	6-10	119	1.60	190
6.	James Mays	2004-08	6-9	108	1.68	181
7.	Larry Nance	1977-81	6-10	102	1.74	177
8.	David Shaffer	1981-84	6-8	61	2.75	168

## CAREER REBOUNDS IN CLEMSON HISTORY

Rk	Name	Year	Rebounds
8.	Jaron Blossomgame	2013-17	831
9.	Larry Nance	1977-81	784
10.	Sharrod Ford	2001-05	762
11.	Devin Booker	2009-13	728
12.	Ian Schieffelin	2021-pres.	727

## IAN SCHIEFFELIN DOUBLE-DOUBLES

(Listed by most recent game accomplished)

No.	Date	Opponent	Points	Rebounds
18.	12-17-24	A-South Carolina	23	12
17.	12-7-24	A-Miami (Fla.)	15	12
16.	12-3-24	H-Kentucky	11	20
15.	11-26-24	N-Penn State	18	13
14.	11-25-24	N-San Francisco	18	13
13.	11-8-24	H-Saint Francis	16	13
12.	3-30-24	N-Alabama	18	11
11.	3-22-24	N-New Mexico	16	12
10.	3-5-24	H-Syracuse	16	16
9.	3-2-24	A-Notre Dame	10	14
8.	2-27-24	H-Pittsburgh	15	12
7.	2-6-24	A-North Carolina	14	11
6.	1-16-24	H-Georgia Tech	20	15
5.	1-6-24	H-North Carolina	16	11
4.	1-3-24	A-Miami (Fla.)	11	11
3.	12-16-23	A-Memphis	11	11
2.	12-6-23	H-South Carolina	12	12
1.	11-7-22	H-The Citadel	20	14

## IAN SCHIEFFELIN DOUBLE-DIGIT REBOUNDING GAMES

(Listed by most recent game accomplished)

No.	Date	Opponent	O-Reb	Reb
27.	12-17-24	A-South Carolina	3	12
26.	12-7-24	A-Miami (Fla.)	2	12
25.	12-3-24	H-Kentucky	8	20
24.	11-29-24	H-Florida A&M	4	15

23.	11-26-24	N-Penn State	5	13
22.	11-25-24	N-San Francisco	6	13
21.	11-17-24	A-Boise State	4	12
20.	11-8-24	H-Saint Francis	3	13
19.	3-30-24	N-Alabama	3	11
18.	3-22-24	N-New Mexico	4	12
17.	3-5-24	H-Syracuse	5	16
16.	3-2-24	A-Notre Dame	2	12
15.	2-27-24	H-Pittsburgh	2	12
14.	2-24-24	H-Florida State	2	11
13.	2-14-24	H-Miami (Fla.)	2	11
12.	2-6-24	H-North Carolina	3	11
11.	1-27-24	A-Duke	2	11
10.	1-16-24	H-Georgia Tech	8	15
9.	1-6-24	H-North Carolina	4	11
8.	1-3-24	A-Miami (Fla.)	4	11
7.	12-29-23	H-Radford	4	13
6.	12-16-23	A-Memphis	2	11
5.	12-6-23	H-South Carolina	3	12
4.	12-3-23	A-Pittsburgh	7	17
3.	11-28-23	A-Alabama	3	14
2.	11-7-22	H-The Citadel	9	14
1.	2-10-22	A-Duke	1	10

## IAN SCHIEFFELIN – PRESEASON ALL-ACC SECOND TEAM

- Returning for his senior season in Tigertown, Ian Schieffelin continued receiving ACC accolades and was named to the preseason team following the league's annual media days.
- Schieffelin joins teammate Chase Hunter on the All-ACC Second Team (both ranked No. 6 and No. 7 out of 10 possible honorees).

## 2025 KARL MALONE POWER FORWARD OF THE YEAR TOP 20 WATCH LIST

- In addition to his preseason All-ACC honors, Schieffelin has been recognized as a preseason top 20 power forward in the country by the Naismith Basketball Hall of Fame.
- In an effort to promote the game of basketball and the best of the best within the sport, The Basketball Hall of Fame and ESPN proudly present college basketball's five positional awards – given to the best men's college player in their respective position.
- The annual Karl Malone Award, named after the Class of 2010 Hall of Famer and two-time NBA Most Valuable Player, celebrates its 11th year by recognizing the top power forwards in Division I men's college basketball.
- Just three ACC players were recognized, including Schieffelin. North Carolina's Cade Tyson and Syracuse's Donnie Freeman.
- Tyson is the younger brother of Littlejohn Legend and Denver Nugget Hunter Tyson. The elder Tyson was a member of the Top 10 list for the Karl Malone Award in 2023.

## IAN SCHIEFFELIN WAS THE ACC'S MOST IMPROVED PLAYER

- Ian Schieffelin was the only player in the ACC that averaged at least 10.0 points, 9.0 rebounds and 2.0 assists per game last season. There were only 18 other players in America that accomplished that.
- Schieffelin had significant raises in his points per game (+4.6), rebounds per game (+5.3), field goal percentage (+5.3%), 3-point percentage (+13.6%) and free throw percentage (+4.3%).
- He finished third in the ACC in rebounding per game (9.4) and 34th nationally. Third in offensive rebounding and 80th nationally (2.75 per game). Second in defensive rebounding and 32nd nationally (6.69 per game).
- He totaled 11 double-doubles last season, good for third-most in the ACC.
- The Tigers were +106 when Ian Schieffelin is on the court this season.

## QUOTABLES

"The kid Schieffelin is maybe as improved as anybody in this whole league ... especially the rebounding numbers. He's the ultimate glue guy." -- Pittsburgh Head Coach Jeff Capel

"I think this guy might be the most improved player in the ACC. Averaging nearly a double-double and the only player to average [9.5 points, 9.5 rebounds and 2.0 assists] this stat line." -- ESPN's Rece Davis

## GAMES A PLAYER HAS TOTALED AT LEAST

### 16 POINTS, 11 REBOUNDS, 5 STEALS AND 4 BLOCKS IN A GAME

Date	Name, School	Opponent	Pts	Reb	Stl	Blk
<b>1-6-24</b>	<b>Ian Schieffelin, Clemson</b>	<b>North Carolina</b>	<b>16</b>	<b>11</b>	<b>5</b>	<b>4</b>
2-23-22	Norchad Omeir, Ark St.	Coast. Carolina	23	15	5	5
12-29-18	Moses Greenwood, SE La.	UL Lafayette	18	11	5	5
12-21-13	J.P. Tokoto, UNC	Davidson	22	11	5	4
2-9-11	Ken Horton, CCSU	Bryant	23	11	6	6
11-20-10	Aaric Murray, La Salle	Morgan State	20	11	5	9
11-16-10	Draymond Green, MSU	South Carolina	18	12	6	4
11-14-10	Chris Singleton, FSU	UNC Greensboro	22	11	10	4

# NOTES

- Clemson forward Ian Schieffelin produced his fifth career double-double in a monster game against North Carolina (1/6/24). He posted 16 points and 11 rebounds, in addition to five steals and four blocks. He was the first player in the country to accomplish that feat this season and just the eighth since 2010 to do so.
- Ian Schieffelin secured his fourth career double-double at Miami (Fla.) (1/3/24) and the third of his current campaign with 11 points and 11 rebounds.
- He posted his third career double-double and second of the season at Memphis (12/16/23). He had 11 points and 11 rebounds.
- He posted his second career double-double in a 72-67 win over South Carolina on Dec. 6, 2023. He had 12 points and 12 rebounds.
- He had 17 rebounds in Clemson's victory at Pittsburgh on December 3, 2023, the most by a Clemson player under Brad Brownell and the most in any game since Trevor Booker had 17 at East Carolina on December 5, 2007.
- Schieffelin had a 14-rebound effort at Alabama the previous game on November 28, 2023. Those two individual efforts were big reasons Clemson won at Alabama and Pittsburgh and allowed the Tigers to stay even on the boards at Alabama and +7 at Pittsburgh. Alabama and Pittsburgh were both among the top 25 teams in the nation in rebounding with margins of at least +10 rebounds per game entering those contests.
- Schieffelin's 31 rebounds over a two-game period were the most by a Tiger since the 1998-99 season. Tom Wideman had 17 rebounds in an NIT quarterfinal game against Butler on March 18, 1999, then had 15 against Xavier in the NIT semifinals in Madison Square Garden on March 23, 1999.
- Ian Schieffelin tied his career high with 14 rebounds in an 85-77 win at Alabama (11/28). He's the 12th Clemson player since 2010-11 to post at least 14 rebounds in a game and just the fifth to do it in a true road game.

## SCHIEFFELIN IN 2022-23

- Schieffelin demolished his previous career high with a 20 point performance on 9-of-13 shooting from the floor in the season opener against The Citadel in 2022 (11/6/22)
- The nine made field goals also served as a career high.
- Schieffelin had a monster night on the boards, tallying a career-best 14 rebounds. He secured a career-best nine on the offensive glass.
- The nine offensive rebounds were the most for a Tiger since James Mays had 10 at Maryland on Jan. 13, 2007.
- It was the most by a Tiger in Littlejohn since Sharrod Ford had 10 vs. Georgia Tech on Feb. 28, 2004.

## -- NO. 6 FORWARD MYLES FOSTER --

### EXPLOSIVE TIGER DEBUT FOR MYLES FOSTER

- Myles Foster, a transfer from Illinois State, began his career as a Tiger with a bang against Charleston Southern.
- Foster scored 17 points off the bench for Clemson, finishing 6-for-8 from the field.
- The 17 points proved to be his 25th career game of 15 or more points in a game.
- Foster added four rebounds and two blocked shots.

### MOST POINTS OFF THE BENCH IN A TIGER DEBUT SINCE 2016

- Myles Foster's 17 points are the most by a Clemson player off the bench in a debut since Marcquise Reed in 2016.
- Reed scored 19 points off the bench in a 74-64 win over Georgia on Nov. 11, 2016.
- Reed was 5-for-11 from the floor, with three 3-pointer and a perfect 6-for-6 at the line. He added four rebounds, one assist and three steals in 28 minutes.

## -- NO. 11 GUARD JAELEN ZACKERY --

### ZACKERY LEADING TIGERS IN STEALS

- Jaeden Zackery has been one of the best on-ball and perimeter defenders in college basketball.
- He leads the Tigers in steals (33) and is second in the ACC and 23rd in the country.
- He averages 2.20 steals per game, good for third in the ACC and 36th nationally.

### SINGLE SEASON STEALS IN CLEMSON HISTORY

(Since 1975-76)

Rk	Player	Years	Steals
1.	Vernon Hamilton	2005-06	83
2.	Chris Whitney	1992-93	73
3.	Vernon Hamilton	2006-07	70
4.	James Mays	2006-07	69
5.	Vernon Hamilton	2004-05	68
6.	Cliff Hammonds	2007-08	66
	Marcquise Reed	2018-19	66

8.	K.C. Rivers	2007-08	64
9.	Greg Buckner	1994-95	63
10.	Bobby Conrad	1979-80	60
	Devin Gray	1992-93	60
	Cliff Hammonds	2006-07	60
	Jaeden Zackery	2024-25	33

### SINGLE SEASON STEALS/GAME IN CLEMSON HISTORY

Rk	Player	Years	Steals/Game
1.	Vernon Hamilton	2005-06	2.68
2.	Chris Whitney	1992-93	2.43
3.	Sean Tyson	1990-91	2.42
4.	Greg Buckner	1994-95	2.25
5.	<b>Jaeden Zackery</b>	<b>2024-25</b>	<b>2.20</b>
6.	Vernon Hamilton	2004-05	2.13
	Marcquise Reed	2018-19	2.13
8.	Devin Gray	1992-93	2.00
	Terrell McIntyre	1997-98	2.00
10.	Vernon Hamilton	2006-07	1.94
	Cliff Hammonds	2007-08	1.94

### ACTIVE ACC STEALS LEADERS

- Jaeden Zackery is the active leader in the Atlantic Coast Conference in steals by a wide margin.

### ACC ACTIVE STEALS LEADERS

Rk	Player	School	Steals
1.	<b>Jaeden Zackery</b>	<b>BC, Clemson</b>	<b>201</b>
2.	RJ Davis	North Carolina	160
3.	Maliq Brown	Syracuse, Duke	119
4.	Cameron Hildreth	Wake Forest	117
5.	Matthew Cleveland	FSU, Miami (Fla.)	94
6.	<b>Chase Hunter</b>	<b>Clemson</b>	<b>88</b>
7.	Jae'lyn Withers	Louisville, UNC	85
8.	Jamir Watkins	Florida State	83
9.	Ben Middlebrooks	Clemson, NC State	74
10.	Markus Burton	Notre Dame	73

### JACK OF ALL TRADES

- Jaeden Zackery has long been known as a player that can fill up the stat sheet in name of a victory for his team.
- In just his second game as a Tiger, Zackery turned in a classic effort, helping lead Clemson to victory over Saint Francis.
- Zackery totaled 16 points, six assists, four rebounds and four steals. He was 6-9 from the floor, 2-3 from three and 2-3 at the line. Efficient.



# PLAYERS

## 0 VIKTOR LAKHIN

G • 6-11 • 245 • CINCINNATI • R-SENIOR

Date	Opponent	W/L	Min.	Field Goals			3-PT			Rebounds			PF	A	TO	Blk	Stl	+/-	Pts.			
				FG	FGA	Pct.	FG	FGA	Pct.	FT	FTA	Pct.								OR	DR	TOT
1/4	California	W	14	0	0	.000	0	0	.000	0	0	.000	1	1	2	4	2	1	2	+12	0	
1/1	Stanford	W	22	4	6	.667	1	1	1.000	2	2	1.000	3	4	7	2	2	1	5	3	+14	11
12/21	Wake Forest	W	28	5	12	.417	1	2	.500	2	2	1.000	3	6	9	2	6	2	2	2	+13	13
12/17	South Carolina	L	15	1	7	.143	0	1	.000	2	2	1.000	3	3	6	5	1	2	0	0	-2	4
12/14	Memphis	L	37	8	15	.533	2	5	.400	5	6	.833	3	8	11	2	1	4	2	1	-6	23

### NOTES

- Started 24 games with 29 total appearances. Missed UCF home win due to illness and exited Kansas State game late due to ankle injury, which kept him out till Big 12 Quarterfinals 12 days later.
- Posted 11 points and nine rebounds off the bench at No. 1 Houston.
- Scored season-high 26 points (with 11 rebounds) against Eastern Washington, the first of six-straight double-figure scoring games early in the season. Those 26 points were the most for a Cincinnati big since Kyle Washington's 27 against UConn in 2017.
- Followed the EWU game with a 14-point, 14-rebound double-double against Northern Kentucky.
- Had 13 double-figure scoring games for the year and three with double-digit rebounds.
- Was 5-for-6 from deep in the blowout win over Georgia Tech for 15 points, a new development in his game after he had 11-such attempts his first two years.
- Became one of the most-improved players in the AAC in 2022-23, averaging 11.6 points and 7.1 rebounds (team-high) while starting 32 of the 33 games in which he appeared.
- Earned degree in May 2023, needing only three years.

### 2024-25 SEASON HIGHS

23 vs. Memphis (12/14/24) ..... PTS.....	26 vs. Eastern Washington (11/12/23)
8, 2x, last vs. Memphis (12/14/24)..... FG.....	11 vs. Memphis (1/22/23)
2, 2x, last vs. Memphis (12/14/24)..... 3FG.....	5 vs. Georgia Tech (11/22/23)
5, 2x, last vs. Memphis (12/14/24)..... FT.....	8 vs. Houston (1/8/23)
4 vs. E. Kentucky (11/12/24)..... OR.....	7 vs. Detroit Mercy (12/21/22)
8, 2x, last vs. Memphis (12/14/24)..... DR.....	11 vs. Bryant (12/4/22)
12 vs. E. Kentucky (11/12/24)..... TOT.....	15 vs. Detroit Mercy (12/21/22)
6 vs. Wake Forest (12/21/24)..... AST.....	6, 2x, last vs. Wake Forest (12/21/24)
3 vs. Stanford (1/1/25)..... STL.....	4 vs. UCF (2/4/23)
5 vs. Stanford (1/1/25)..... BLK.....	8 at SMU (1/14/23)
37 vs. Memphis (12/14/24)..... MIN.....	37 vs. Memphis (12/14/24)

### CAREER HIGHS

### Player Facts

Major: Athletic Leadership  
 Birthday: July 30, 2001  
 Instagram: @lakhinviktor\_

Full bio, game-by-game stats, career stats and NIL opportunities available:



### PREP AND PERSONAL

- Son of Olga and Alexander Lakhin. Has two brothers, Alexander and Vasily.
- Averaged 9.8 points and 7.0 rebounds while shooting 47.2 percent from the field at the 2019 FIBA Under 18 European Championship where he helped guide the Russians to a sixth-place finish.
- Saw four seasons of play as a member of the CSKA-2 Moscow club team.
- Averaged 12.0 points, 5.9 rebounds and 1.4 blocks while shooting 47.2 percent from the field in 12 games as a junior playing in the U-21 Youth Championship.

### Career Stats

Year	GP			Field Goals			3-PT			Rebounds			PF	DQ	A	TO	Blk	Stl	Pts.	Avg.				
	GP	GS	Min.	FG	FGA	Pct.	FG	FGA	Pct.	FT	FTA	Pct.									OR	DR	TOT	Avg.
2020-21*																								
2021-22*	29	0	317	50	93	.538	1	7	.143	22	40	.550	38	64	102	3.5	44	1	7	28	9	19	123	4.2
2022-23*	33	32	777	158	256	.617	2	4	.500	65	116	.560	76	158	234	7.1	86	5	17	42	46	39	383	11.6
2023-24*	29	24	628	110	219	.502	14	54	.259	34	61	.557	70	105	175	6.0	50	1	48	36	23	16	268	9.2
2024-25	15	14	333	60	123	.488	10	26	.385	31	40	.775	30	59	89	5.9	42	1	24	25	28	18	161	10.7
<b>TOTAL</b>	<b>106</b>	<b>70</b>	<b>2055</b>	<b>378</b>	<b>691</b>	<b>.547</b>	<b>27</b>	<b>91</b>	<b>.297</b>	<b>152</b>	<b>257</b>	<b>.591</b>	<b>214</b>	<b>386</b>	<b>600</b>	<b>5.7</b>	<b>222</b>	<b>8</b>	<b>96</b>	<b>131</b>	<b>106</b>	<b>92</b>	<b>935</b>	<b>8.8</b>

\* - at Cincinnati

## 1 CHASE HUNTER

G • 6-4.5 • 202 • WESTLAKE (GA.) • GRADUATE

Date	Opponent	W/L	Min.	Field Goals			3-PT			Rebounds			PF	A	TO	Blk	Stl	+/-	Pts.			
				FG	FGA	Pct.	FG	FGA	Pct.	FT	FTA	Pct.								OR	DR	TOT
1/4	California	W	36	8	12	.667	1	3	.333	2	2	1.000	0	5	5	3	6	2	1	2	+9	19
1/1	Stanford	W	36	7	15	.467	2	4	.500	6	6	1.000	1	1	2	3	2	0	0	2	+9	22
12/21	Wake Forest	W	26	5	9	.556	4	7	.571	2	2	1.000	0	2	2	3	0	1	0	0	+8	16
12/17	South Carolina	L	41	9	18	.500	5	8	.625	4	4	1.000	0	0	0	1	3	1	0	1	-4	27
12/14	Memphis	L	39	7	14	.500	2	7	.286	1	1	1.000	1	3	4	2	3	3	0	0	-9	17

### NOTES

- 2024-25 Preseason All-ACC Second Team
- 2024 NCAA All-West Region Team; 2024 All-ACC Academic Team; 2024 ACC Academic Honor Roll; 2023 ACC Academic Honor Roll.
- Led Clemson in the 2024 NCAA Tournament, playing nearly 140 minutes and averaged 35.0 minutes per game in four contests. Led the Tigers in scoring (17.8 ppg) and shot 50.0 percent from the field. Averaged 4.3 rebounds and 5.8 assists per game. Added eight steals and three blocked shots. He earned All-West Region for his play.
- Played and started all 36 games for the Tigers' team that advanced to the NCAA Elite Eight. The 36 games ties for the most starts and games played in program history.
- Averaged 12.9 points, 2.6 rebounds and 3.2 assists per game this season.
- He shot 42.4 percent from the field, including 85.0 percent from the free throw line (a new career high and tied for ninth in program history with Jim Sutherland).
- Posted 27 double-digit scoring games, including three 20-points games, two of which came in the NCAA Tournament. Had 13 games in which he dished out at least four assists, including a season-high seven twice. He posted 23 total assists in the NCAA Tournament.

### 2024-25 SEASON HIGHS

30 at Boise State (11/17/24) ..... PTS.....	30 at Boise State (11/17/24)
12 at Boise State (11/17/24) ..... FG.....	12 at Boise State (11/17/24)
5 at South Carolina (12/17/24) ..... 3FG.....	5, 2x, last vs. Miami (Fla.) (2/14/24)
6, 3x, last vs. Stanford (1/1/25)..... FT.....	10 at Florida State (1/28/23)
1, 5x, last vs. Memphis (12/14/24)..... OR.....	3 vs. Wofford (11/12/21)
5, 3x, last vs. California (1/4/25) ..... DR.....	7 at Boston College (2/26/22)
5, 4x, last vs. Penn State (11/26/24) .... TOT.....	7, 4x, last vs. Arizona (3/28/24)
6, 2x, last vs. California (1/4/25) ..... AST.....	11 vs. Syracuse (2/22/23)
3, 2x, last vs. Florida A&M (11/29/24) .. STL.....	3, 4x, last vs. Florida A&M (11/29/24)
1, 2x, last vs. California (1/4/25) ..... BLK.....	2 vs. Alabama (3/30/24)
41 at South Carolina (12/17/24) ..... MIN.....	42 vs. Georgia Tech (1/16/24)

### CAREER HIGHS

### Player Facts

Major: Parks, Recreation, Tourism Management (Graduated December 2022)  
 Birthday: April 8, 2001  
 Instagram: @chasehun1er

Full bio, game-by-game stats, career stats and NIL opportunities available:



### PREP AND PERSONAL

- Born April 8, 2001.
- Son of Brandi Lewis.
- Majored in Parks, Recreation, Tourism Management during undergrad and Athletic Leadership in graduate school.
- Came to Clemson as a four-star prospect and No. 98 overall in 247Sports' Top 100 for the 2019 class. 247Sports ranks Hunter as the No. 4 player in the state of Georgia and the No. 14 combo guard in the country.
- Hunter chose Clemson over Georgia, Virginia, Oklahoma and Michigan State.

### Career Stats

Year	GP			Field Goals			3-PT			Rebounds			PF	DQ	A	TO	Blk	Stl	Pts.	Avg.				
	GP	GS	Min.	FG	FGA	Pct.	FG	FGA	Pct.	FT	FTA	Pct.									OR	DR	TOT	Avg.
2019-20	9	4	175	17	45	.378	7	23	.304	7	11	.636	1	8	9	1.0	17	0	14	12	0	7	48	5.3
2020-21	24	4	337	28	90	.311	5	35	.143	8	12	.667	6	23	29	1.2	27	0	22	19	3	10	69	2.9
2021-22	33	15	749	78	173	.451	20	58	.345	45	60	.750	16	72	88	2.7	57	0	60	33	6	15	221	6.7
2022-23	31	31	994	144	351	.410	48	135	.356	91	112	.813	7	86	93	3.0	69	1	138	70	8	17	427	13.8
2023-24	36	36	1182	160	377	.424	47	151	.311	96	113	.850	18	76	94	2.6	64	0	116	64	12	26	463	12.9
2024-25	15	15	499	90	183	.492	35	83	.422	45	51	.882	6	36	42	2.8	26	0	37	22	2	20	260	17.3
<b>TOTAL</b>	<b>148</b>	<b>105</b>	<b>3937</b>	<b>517</b>	<b>1219</b>	<b>.424</b>	<b>162</b>	<b>485</b>	<b>.334</b>	<b>292</b>	<b>359</b>	<b>.813</b>	<b>54</b>	<b>301</b>	<b>355</b>	<b>2.4</b>	<b>260</b>	<b>1</b>	<b>387</b>	<b>220</b>	<b>31</b>	<b>95</b>	<b>1488</b>	<b>10.1</b>

# PLAYERS

## 2 DILLON HUNTER

G • 6-3.5 • 192 • WESTLAKE (GA.) • JUNIOR

LAST FIVE GAMES	Date	Opponent	W/L	Min.	Field Goals			3-PT			Rebounds												
					FG	FGA	Pct.	FG	FGA	Pct.	FT	FTA	Pct.	OR	DR	TOT	PF	A	TO	Blk	Stl	+/-	Pts.
	1/4	California	W	24	2	4	.500	1	3	.333	0	0	.000	0	2	2	3	1	1	0	0	+7	5
	1/1	Stanford	W	20	1	1	1.000	0	0	.000	4	4	1.000	1	1	2	2	1	2	0	6	+12	6
	12/21	Wake Forest	W	24	1	5	.200	0	4	.000	0	0	.000	0	2	2	3	3	1	0	1	+6	2
	12/17	South Carolina	L	20	3	6	.500	0	2	.000	0	0	.000	0	3	3	3	3	1	0	1	+13	6
	12/14	Memphis	L	31	4	11	.365	1	6	.167	1	2	.500	1	1	2	2	5	0	0	0	+10	10

### NOTES

- Career-high 15 points on 5-8 shooting against Radford (11/21/24).
- Played in all 36 games for the Tigers and started one in 2023-24.
- Averaged 14.7 minutes off the bench, playing as the backup point guard for Clemson.
- Averaged 2.3 points, 1.6 rebounds and 1.3 assists per contest.
- Season-high seven points against Queens (Dec. 22)
- Season-best five assists in his lone start of the season at home against Georgia Tech (Jan. 16).
- Appeared in 33 games and made three starts as a freshman.
- Played 12.0 minutes per game, averaging 1.4 points, 1.2 rebounds and 1.2 assists per game
- Scored career-high nine points in a win over Georgia Tech (Jan. 24). He finished 3-for-5 from the floor, 1-for-1 from three and 2-for-2 at the foul line. Also added two assists and one steal.
- Finished with 11 games of two or more assists, including a career-high five in a win at Florida State (Jan. 28). He totaled four on two separate occasions.

### PREP AND PERSONAL

- Born April 16, 2003.
- Son of Brandi Lewis.
- Majoring in Parks, Recreation, Tourism Management.
- He is the younger brother of current Tiger Chase Hunter, and was ranked No. 64 in the ESPN 100 and rated a four-star prospect.
- Hunter chose Clemson over Baylor, Auburn, Florida State, Kentucky, Georgia and Georgia Tech.

### 2024-25 SEASON HIGHS

15 vs. Radford (11/21/24) ..... PTS.....	15 vs. Radford (11/21/24)
5 vs. Radford (11/21/24) ..... FG.....	5 vs. Radford (11/21/24)
3 vs. San Francisco (11/25/24) ..... 3FG.....	3 vs. San Francisco (11/25/24)
4 vs. Stanford (1/1/25)..... FT.....	4 vs. Stanford (1/1/25)
1, 3x, last at Miami (Fla.) (12/7/24).....OR.....	2 vs. Loyola Maryland (11/21/22)
5 vs. San Francisco (11/25/24) .....DR.....	5 vs. San Francisco (11/25/24)
6 vs. San Francisco (11/25/24) .....TOT.....	6 vs. San Francisco (11/25/24)
5 vs. Memphis (12/14/24).....AST.....	5, 3x, last vs. Memphis (12/14/24)
6 vs. Stanford (1/1/25).....STL.....	6 vs. Stanford (1/1/25)
1 vs. Kentucky (12/3/24) .....BLK.....	1, 2x, last at Duke (1/27/24)
31 vs. Memphis (12/14/24) .....MIN.....	36, 2x, last vs. Georgia Tech (1/16/24)

### CAREER HIGHS

### Player Facts

Major: Parks, Recreation, Tourism Management  
 Birthday: April 16, 2003  
 Instagram: @dillonhunter

Full bio, game-by-game stats, career stats and NIL opportunities available:

**CLEMSONTIGERS.COM**

### Career Stats

Year	GP	GS	Min.	Field Goals			3-PT			Rebounds							PF	DQ	A	TO	Blk	Stl	Pts.	Avg.
				FG	FGA	Pct.	FG	FGA	Pct.	FT	FTA	Pct.	OR	DR	TOT	Avg.								
2022-23	33	3	395	17	57	.298	3	20	.150	9	15	.600	5	35	40	1.2	34	0	40	22	1	14	46	1.4
2023-24	36	1	530	33	84	.393	9	35	.257	8	19	.421	7	51	58	1.6	42	1	46	14	2	15	83	2.3
2024-25	14	0	295	28	70	.400	12	39	.308	16	23	.696	7	27	34	2.4	25	0	22	8	1	16	84	6.0
<b>TOTAL</b>	<b>83</b>	<b>4</b>	<b>1219</b>	<b>78</b>	<b>211</b>	<b>.370</b>	<b>24</b>	<b>94</b>	<b>.255</b>	<b>33</b>	<b>57</b>	<b>.579</b>	<b>19</b>	<b>113</b>	<b>132</b>	<b>1.6</b>	<b>101</b>	<b>1</b>	<b>108</b>	<b>44</b>	<b>4</b>	<b>45</b>	<b>213</b>	<b>2.6</b>

## 3 JAKE HEIDBREDER (HIDE-breeder)

G • 6-5.5 • 186 • FLOYD CENTRAL HS (IND.) • R-JUNIOR

LAST FIVE GAMES	Date	Opponent	W/L	Min.	Field Goals			3-PT			Rebounds												
					FG	FGA	Pct.	FG	FGA	Pct.	FT	FTA	Pct.	OR	DR	TOT	PF	A	TO	Blk	Stl	+/-	Pts.
	1/4	California	W	6	1	1	1.000	1	1	1.000	0	0	.000	1	0	1	1	1	0	0	0	+2	3
	1/1	Stanford	W	16	1	3	.333	1	3	.333	0	0	.000	0	1	1	1	1	0	0	1	+17	3
	12/21	Wake Forest	W	22	4	5	.800	3	4	.750	3	3	1.000	0	1	1	1	0	0	0	0	+15	15
	12/17	South Carolina	L	26	3	5	.600	1	2	.500	3	3	1.000	0	2	2	3	2	0	0	3	+3	10
	12/14	Memphis	L	12	1	2	.500	0	1	.000	0	0	.000	2	0	2	1	1	0	0	1	-1	2

### NOTES

- Redshirted the 2023-24 season after transferring from Air Force.

### PREVIOUS, PREP AND PERSONAL

- 2023 All-Mountain West Third Team, Mountain West Freshman of the Week (Jan. 3, 2022)
- 303 points in 2022 was then-Air Force freshman record in MW era (4th all-time).
- 194 points in MW play in 2022 is an Air Force freshman record.
- 2022 Academic All-Mountain West, 2022 Mountain West Scholar-Athlete, 2023 College Sports Communicators, (CSC) Academic All-District, 2022-23 (Air Force)
- 2023 All-Mountain West Third Team (first sophomore to earn All-MW at Air Force since 2013).
- Team-leading 15.1 ppg., Fourth in Mountain West with 75 three's made. 75 three's is seventh best in a season at Air Force.
- Finished last season 32-for-52 (.615) from the floor in his last five games, including 15-for-30 (.500) from three.
- Led team in scoring 17 times and scored 20+ points six times. Shooting splits of .483/.399/.867
- Led team in scoring in MW play, averaging 14.2 ppg.
- Collegiate Hoops Roadshow All-Tournament Team
- Led Floyd Central to its first section title in 31 years as a junior, averaged 19.9 ppg as a senior and scored 1,228 career points.
- Scored career-high 44 points in final regular season game of high school career.
- 3x first-team All-Hoosier Hills Conference, Indiana Junior All-Star, Indiana Basketball Coaches Association Large School All-State Team and All-State honorable mention by AP.

### 2024-25 SEASON HIGHS

15 vs. Wake Forest (12/21/24) ..... PTS.....	27 vs. South Dakota (12/6/22)
4 vs. Wake Forest (12/21/24) .....FG.....	11 vs. New Mexico (2/10/23)
3, 2x, last vs. Wake Forest (12/21/24) ..3FG.....	5 at UNLV (3/8/23)
3, 3x, last vs. Wake Forest (12/21/24) ...FT.....	11 vs. Delaware (11/11/22)
2, 2x, last vs. Memphis (12/14/24).....OR.....	4 at San Jose St. (1/25/22)
2 at South Carolina (12/17/24) .....DR.....	8 at UNLV (3/8/23)
2, 3x, last at South Carolina (12/17/24)TOT.....	9 at UNLV (3/8/23)
3 vs. Radford (11/21/24) .....AST.....	7 at Utah St. (2/14/23)
3 at South Carolina (12/17/24) .....STL.....	3 at South Carolina (12/17/24)
.....BLK.....	1, 4x, last vs. Utah St. (2/14/23)
26 at South Carolina (12/17/24) .....MIN.....	45 at UNLV (3/8/23)

### CAREER HIGHS

### Player Facts

Major: Economics  
 Birthday: March 5, 2003  
 Instagram: @jakeheidbreder

Full bio, game-by-game stats, career stats and NIL opportunities available:

**CLEMSONTIGERS.COM**

### Career Stats

Year	GP	GS	Min.	Field Goals			3-PT			Rebounds							PF	DQ	A	TO	Blk	Stl	Pts.	Avg.
				FG	FGA	Pct.	FG	FGA	Pct.	FT	FTA	Pct.	OR	DR	TOT	Avg.								
2021-22*	29	29	988	106	213	.498	44	116	.379	47	59	.797	25	69	94	3.2	72	1	56	36	3	15	303	10.4
2022-23*	32	32	1042	168	344	.488	75	188	.399	72	83	.867	13	93	106	3.3	63	1	53	54	1	19	483	15.1
2023-24																								
2024-25	13	0	173	18	37	.486	14	28	.500	12	12	1.000	6	8	14	1.1	12	0	10	5	0	5	62	4.8
<b>TOTAL</b>	<b>74</b>	<b>61</b>	<b>2198</b>	<b>292</b>	<b>594</b>	<b>.492</b>	<b>133</b>	<b>332</b>	<b>.401</b>	<b>131</b>	<b>154</b>	<b>.851</b>	<b>44</b>	<b>170</b>	<b>214</b>	<b>2.9</b>	<b>147</b>	<b>2</b>	<b>119</b>	<b>95</b>	<b>4</b>	<b>39</b>	<b>848</b>	<b>11.5</b>

\* Games played at Air Force



# PLAYERS

4

IAN SCHIEFFELIN (CHEF-lynn)

F • 6-8 • 240 • GRAYSON (GA.) • SENIOR

LAST FIVE GAMES	Date	Opponent	W/L	Field Goals			3-PT			Rebounds			PF	A	TO	Blk	Stl	+/-	Pts.				
				Min.	FG	FGA	Pct.	FG	FGA	Pct.	FT	FTA								Pct.	OR	DR	TOT
	1/4	California	W	38	8	10	.800	1	1	1.000	4	6	.667	1	6	7	0	2	1	0	0	+18	21
	1/1	Stanford	W	25	1	6	.167	0	1	.000	2	2	1.000	2	2	4	3	2	1	0	0	+2	4
	12/21	Wake Forest	W	34	5	11	.455	2	5	.400	1	2	.500	1	6	7	1	2	2	1	3	+3	13
	12/17	South Carolina	L	39	8	11	.727	1	1	1.000	6	7	.857	3	9	12	5	0	3	0	1	+2	23
	12/14	Memphis	L	41	6	13	.462	2	5	.400	3	4	.750	2	4	6	3	3	1	1	1	0	17

**NOTES**

- 2024-25 Preseason All-ACC Second Team; 2025 Naismith Hall of Fame Karl Malone Award Top 20 Watch List
- 2024 ACC Most Improved Player; 2024 NCAA All-West Region Team; 2024 All-ACC Honorable Mention; 2023 All-ACC Academic Team; 2023 ACC Honor Roll; 2022 ACC Honor Roll.
- Appeared in all 36 games and started every contest for a Tigers team that advanced to its first Elite Eight since 1980. Averaged 27.5 minutes per game, 10.1 points, 9.4 rebounds and 2.2 assists – all career highs.
- His 9.4 rebounds per contest were the third-most in the ACC and 34th-most in college basketball.
- Of his 9.4 average, he averaged 2.75 offensive rebounds (3rd in the ACC and 80th in NCAA) and 6.69 defensive rebounds (2nd in ACC and 32nd in NCAA).
- Career high 365 points and 340 rebounds. His 340 rebounds are tied for the sixth-most in program history for a single season (tied with Dale Davis, 1990-91). It was the second-most in the ACC and 15th most in college basketball.
- Shot career bests from the field (56.4%) and from three (46.9%) last season.
- Posted 11 double-doubles last year – third-most in the ACC and 44th in the country.
- Career high rebounds (17) in win at Pittsburgh (Dec. 3) last season. Finished with seven offensive rebounds.
- Appeared in 34 games and made 22 starts as a sophomore (both career highs), while averaging a career-best 19.8 minutes per contest. Averaged career highs in points (5.5), rebounds (4.1), assists (1.9), field goal percentage (51.1) and 3-point percentage (33.3).

**PREP AND PERSONAL**

- Born March 1, 2003; Son of Amy Salmon and Tim Schieffelin; Majoring in management.
- Rated as a three-star prospect, according to 247Sports and Rivals.
- Schieffelin averaged 12.0 points, 12.0 rebounds and 3.0 blocks per game last season for Grayson, a top-ranked program in Georgia. Last year they finished ranked 10th in the country and were No. 1 among public schools.
- As a sophomore, Schieffelin averaged 10.1 points, 7.7 rebounds and 1.0 block per game, while helping lead Grayson to a 25-4 record and a Region 8-AAAAAAA championship.
- Schieffelin chose Clemson over Virginia Tech and Dayton.

**2024-25 SEASON HIGHS**

- 23 at South Carolina (12/17/24) ..... PTS..... 23 at South Carolina (12/17/24)
- 8, 2x, last vs. California (1/4/25) ..... FG..... 9 vs. The Citadel (11/7/22)
- 3 at Miami (Fla.) (12/7/24)..... 3FG..... 3, 2x, last at Miami (Fla.) (12/7/24)
- 6 at South Carolina (12/17/24) ..... FT ..... 6, 3x, last at South Carolina (12/17/24)
- 6 vs. San Francisco (11/25/24) ..... OR..... 9 vs. The Citadel (11/7/22)
- 12 vs. Kentucky (12/3/24) ..... DR..... 12 vs. Kentucky (12/3/24)
- 20 vs. Kentucky (12/3/24) ..... TOT ..... 20 vs. Kentucky (12/3/24)
- 8 vs. Penn State (11/26/24) ..... AST ..... 8 vs. Penn State (11/26/24)
- 4 vs. Penn State (11/26/24) ..... STL ..... 4, 2x, last vs. Penn State (11/26/24)
- 2, 2x, last vs. Penn State (11/26/24) ..... BLK..... 5 vs. North Carolina (1/6/24)
- 41 vs. Memphis (12/14/24) ..... MIN..... 41 vs. Memphis (12/14/24)

**CAREER HIGHS**

**Player Facts**

Major: Management  
 Birthday: March 1, 2003  
 Instagram: @ian4schieff

Full bio, game-by-game stats, career stats and NIL opportunities available:



**Career Stats**

Year	GP	GS	Min.	Field Goals			3-PT			Rebounds			PF	DQ	A	TO	Blk	Stl	Pts.	Avg.				
				FG	FGA	Pct.	FG	FGA	Pct.	FT	FTA	Pct.									OR	DR	TOT	Avg.
2021-22	30	7	349	34	86	.395	5	16	.313	20	28	.714	28	56	84	2.8	48	1	27	22	6	7	93	3.1
2022-23	34	22	672	72	141	.511	9	27	.333	33	48	.688	41	100	141	4.1	62	1	64	37	9	11	186	5.5
2023-24	36	36	989	137	243	.564	23	49	.469	68	93	.731	99	241	340	9.4	95	2	80	45	18	21	365	10.1
2024-25	15	15	505	74	161	.460	14	43	.326	42	55	.764	51	111	162	10.8	29	1	44	30	11	14	204	13.6
<b>TOTAL</b>	<b>115</b>	<b>80</b>	<b>2515</b>	<b>317</b>	<b>631</b>	<b>.502</b>	<b>51</b>	<b>135</b>	<b>.378</b>	<b>163</b>	<b>224</b>	<b>.728</b>	<b>219</b>	<b>508</b>	<b>727</b>	<b>6.3</b>	<b>234</b>	<b>5</b>	<b>215</b>	<b>134</b>	<b>44</b>	<b>53</b>	<b>848</b>	<b>7.4</b>

5

ASA THOMAS

F • 6-8 • 200 • LAKE FOREST, ILL. (LAKE FOREST) • R-FRESHMAN

LAST FIVE GAMES	Date	Opponent	W/L	Field Goals			3-PT			Rebounds			PF	A	TO	Blk	Stl	+/-	Pts.				
				Min.	FG	FGA	Pct.	FG	FGA	Pct.	FT	FTA								Pct.	OR	DR	TOT
	12/17	South Carolina	L	1+	0	0	.000	0	0	.000	0	0	.000	0	0	0	0	0	0	0	-2	0	
	11/29	Florida A&M	W	3	1	1	1.000	1	1	1.000	0	0	.000	0	1	1	0	0	0	0	+1	3	
	11/25	San Francisco	W	1	0	0	.000	0	0	.000	0	0	.000	0	0	0	0	0	0	0	0	-3	0
	11/21	Radford	W	6	1	3	.333	1	3	.333	0	0	.000	0	0	0	1	0	1	0	1	+4	3
	11/17	Boise State	L	1+	1	1	1.000	1	1	1.000	0	0	.000	0	0	0	0	0	0	0	0	+1	3

**NOTES**

- Redshirted the season and will play as a redshirt freshman beginning in 2024-25.
- Underwent shoulder surgery during the season.

**PREP AND PERSONAL**

- Born February 16, 2005; Son of Anne and Brandon Thomas; Majoring in sports communications.
- Thomas is from Lake Forest, Ill. and was rated a three-star prospect, according to 247Sports and Rivals.
- Thomas led the Illinois Wolves (AAU) in scoring this past summer on the UAA circuit averaging 15.1 points per game, while shooting 45.0 percent from the field and 38.0 percent from three. He was recognized by Synergy Sports as being the most offensively efficient player on the UAA 17U circuit this past summer. Thomas averaged a circuit-best 1.07 points per possession.
- 1,746 Career Points (2nd All-Time at Lake Forest HS)
- 295 Career 3PT FG Made – School Record
- 98 3PT FG Made Season – School Record
- 80 Career Wins – 2nd All-Time
- 2X Illinois First Team All-State
- 2X North Suburban Conf. Player of the Year
- Thomas was ranked as the eighth-best player in the 2023 class from the state of Illinois. IBCA First Team All-State; Chicago Sun Times First Team All-State; North Suburban Conference Player of the Year; Chicago Sun Times First Team All-Area.
- Thomas chose Clemson over Illinois, Iowa, Wisconsin, Virginia Tech, Marquette and DePaul.

**2024-25 SEASON HIGHS**

- 5 vs. Saint Francis (11/8/24) ..... PTS..... 5 vs. Saint Francis (11/8/24)
- 1, 4x, last vs. Florida A&M (11/29/24) .. FG..... 1, 4x, last vs. Florida A&M (11/29/24)
- 1, 4x, last vs. Florida A&M (11/29/24) .. 3FG..... 1, 4x, last vs. Florida A&M (11/29/24)
- 2 vs. Charleston Southern (11/4/24) ..... FT ..... 2 vs. Charleston Southern (11/4/24)
- ..... OR.....
- 1 vs. Charleston Southern (11/4/24) ..... DR..... 1 vs. Charleston Southern (11/4/24)
- 1, 2x, last vs. Florida A&M (11/29/24) .. TOT ..... 1, 2x, last vs. Florida A&M (11/29/24)
- 1, 2x, last vs. Florida A&M (11/29/24) .. AST ..... 1, 2x, last vs. Florida A&M (11/29/24)
- 1 vs. Radford (11/21/24) ..... STL ..... 1 vs. Radford (11/21/24)
- ..... BLK.....
- 6 vs. Radford (11/21/24) ..... MIN..... 5 vs. Charleston Southern (11/4/24)

**CAREER HIGHS**

**Player Facts**

Major: Sports Communication  
 Birthday: February 16, 2005  
 Instagram: @\_asathomas\_

Full bio, game-by-game stats, career stats and NIL opportunities available:



**Career Stats**

Year	GP	GS	Min.	Field Goals			3-PT			Rebounds			PF	DQ	A	TO	Blk	Stl	Pts.	Avg.				
				FG	FGA	Pct.	FG	FGA	Pct.	FT	FTA	Pct.									OR	DR	TOT	Avg.
2023-24																								
2024-25	7	0	17	4	6	.667	4	6	.667	2	3	.667	0	2	2	0.3	1	0	2	2	0	1	14	2.0
<b>TOTAL</b>	<b>7</b>	<b>0</b>	<b>17</b>	<b>4</b>	<b>6</b>	<b>.667</b>	<b>4</b>	<b>6</b>	<b>.667</b>	<b>2</b>	<b>3</b>	<b>.667</b>	<b>0</b>	<b>2</b>	<b>2</b>	<b>0.3</b>	<b>1</b>	<b>0</b>	<b>2</b>	<b>2</b>	<b>0</b>	<b>1</b>	<b>14</b>	<b>2.0</b>

# PLAYERS

6 MYLES FOSTER F • 6-7 • 245 • BROOKLYN, N.Y. (ILLINOIS STATE/MONMOUTH) • GRADUATE

LAST FIVE GAMES	Date	Opponent	W/L	Min.	Field Goals			3-PT			Rebounds			PF			A			TO			Blk			Stl			+/-			Pts.		
					FG	FGA	Pct.	FG	FGA	Pct.	FT	FTA	Pct.	OR	DR	TOT																		
	1/4	California	W	2	0	0	.000	0	0	.000	0	0	.000	0	0	0	1	0	0	0	1	0	0	0	0	0	0	0	0	0	0	0	+1	0
	1/1	Stanford	W	8	2	2	1.000	0	0	.000	2	3	.667	0	1	1	2	0	0	0	0	0	0	0	0	0	0	0	0	0	0	+6	6	
	12/21	Wake Forest	W	7	1	1	1.000	0	0	.000	0	0	.000	0	0	0	0	0	0	0	0	0	1	0	0	0	0	0	0	0	+9	2		
	12/17	South Carolina	L	2	0	0	.000	0	0	.000	0	0	.000	0	0	0	0	0	0	0	0	0	0	0	0	0	0	0	0	0	-1	0		
	12/14	Memphis	L	1	0	0	.000	0	0	.000	0	0	.000	0	0	0	1	0	0	0	0	0	0	0	0	0	0	0	0	0	-1	0		

### NOTES

- Played in 32 games and started 31 in his lone season in Bloomington. Averaged 28.5 minutes, 12.4 points, 8.1 rebounds and 1.7 assists for the Redbirds. Finished 52.5 percent from the floor and added 25 blocks and 21 steals.
- Totaled 22 double-digit scoring games, including two 20-point outings. He collected 10 consecutive from Jan. 20 at Missouri State until Feb. 21 against Northern Iowa.
- His best game of the season came at Kentucky when totaled 20 points and 15 rebounds. He finished 8-for-11 from the floor with two assists. Including his performance against Kentucky, Foster added eight double-doubles last year for the Redbirds.
- Played his first three seasons at Monmouth where he totaled 86 games played with 34 starts. He scored 649 points and grabbed 348 rebounds.

### PREVIOUS, PREP AND PERSONAL

- Born February 7, 2001; Son of Ann and Ray Foster; Majoring in athletic leadership.
- He played scholastically at Brooks School in Massachusetts. He helped his team capture the NEPSAC Class B title in 2018, while individually over his years earning two NEPSAC First Team accolades and a pair of All-Independent School League honors. He led his group to a 25-3 record in his last year, and overall helped them to a 88-11 mark in four seasons that included a state title in 2017-18.

### 2024-25 SEASON HIGHS

- 17 vs. Charleston Southern (11/4/24) .. PTS.....23 at William & Mary (2/25/23)
- 6 vs. Charleston Southern (11/4/24) ..... FG.....10, 2x, last vs. Evansville (2/18/24)
- 2 vs. Charleston Southern (11/4/24) .... 3FG.....2 vs. Charleston Southern (11/4/24)
- 4 vs. Radford (11/21/24) ..... FT .....9, 2x, last vs. Norfolk State (12/9/23)
- 3, 2x, last vs. Kentucky (12/3/24).....OR.....9 at Seton Hall (11/9/22)
- 3, 3x, last vs. Radford (11/21/24).....DR.....13 vs. Northern Iowa (2/21/24)
- 5 vs. Saint Francis (11/8/24).....TOT .....16 at Bradley (2/24/24)
- 1, 2x, last vs. Radford (11/21/24).....AST.....6 at Syracuse (12/12/22)
- 1, 2x, last vs. E. Kentucky (11/12/24)...STL.....5 vs. Delaware (2/2/23)
- 2 vs. Charleston Southern (11/4/24) ....BLK.....4 vs. Iona (1/18/22)
- 17 vs. Charleston Southern (11/4/24) ..MIN.....39, 2x, last at Towson (1/14/23)

### CAREER HIGHS

### Player Facts

Major: Athletic Leadership  
 Birthday: February 7, 2001  
 Instagram: @mylessb

Full bio, game-by-game stats, career stats and NIL opportunities available:

**CLEMSONTIGERS.COM**

### Career Stats

Year	GP	GS	Min.	Field Goals			3-PT			Rebounds			PF	DQ	A	TO	Blk	Stl	Pts.	Avg.				
				FG	FGA	Pct.	FG	FGA	Pct.	FT	FTA	Pct.									OR	DR	TOT	Avg.
2020-21*	19	0	118	25	48	.521	0	0	.000	9	16	.563	11	17	28	1.5	17	0	5	12	3	2	59	3.1
2021-22*	34	1	423	75	141	.532	0	2	.000	29	54	.537	49	54	103	3.0	41	0	16	25	15	12	179	5.3
2022-23*	33	33	986	160	348	.460	0	2	.000	91	158	.576	92	125	217	6.6	76	2	59	75	10	40	411	12.5
2023-24^	32	31	911	155	295	.525	1	13	.077	85	134	.634	83	175	258	8.1	64	2	54	51	25	21	396	12.4
2024-25	14	0	98	16	27	.593	3	4	.750	9	19	.474	12	13	25	1.8	14	0	3	9	4	3	44	3.1
<b>TOTAL</b>	<b>132</b>	<b>65</b>	<b>2536</b>	<b>431</b>	<b>859</b>	<b>.502</b>	<b>4</b>	<b>21</b>	<b>.190</b>	<b>223</b>	<b>381</b>	<b>.585</b>	<b>247</b>	<b>384</b>	<b>631</b>	<b>4.8</b>	<b>212</b>	<b>4</b>	<b>137</b>	<b>172</b>	<b>57</b>	<b>78</b>	<b>1089</b>	<b>8.3</b>

\* at Monmouth; ^ - at Illinois State

7 CHAUNCEY WIGGINS F • 6-10.5 • 216 • GRAYSON, GA. (GRAYSON) • JUNIOR

LAST FIVE GAMES	Date	Opponent	W/L	Min.	Field Goals			3-PT			Rebounds			PF			A			TO			Blk			Stl			+/-			Pts.		
					FG	FGA	Pct.	FG	FGA	Pct.	FT	FTA	Pct.	OR	DR	TOT																		
	1/4	California	W	24	7	10	.700	1	3	.333	0	0	.000	1	3	4	0	2	2	0	2	0	0	0	0	0	0	0	0	-2	15			
	1/1	Stanford	W	31	6	11	.545	4	5	.800	1	2	.500	0	5	5	0	0	0	1	1	0	0	0	0	0	0	0	0	+4	17			
	12/21	Wake Forest	W	18	0	6	.000	0	4	.000	0	0	.000	2	2	4	1	0	1	0	1	0	0	0	0	0	0	0	-9	0				
	12/17	South Carolina	L	30	3	8	.375	1	4	.250	0	0	.000	2	1	3	1	1	0	0	0	0	0	0	0	0	0	0	-6	7				
	12/14	Memphis	L	13	0	3	.000	0	3	.000	0	0	.000	0	0	0	0	0	1	2	0	0	0	0	0	0	0	0	-13	0				

### NOTES

- Appeared in all 36 games for the Tigers last season en route to the Elite Eight. He started a career-best 18 games.
- Averaged career highs in minutes (17.7), points (5.4) and rebounds (2.1) last year.
- Shot 44.2 percent from the floor and 34.9 percent from three. Finished 71.4 percent at the line.
- Finished the year with 10 blocks and six steals.
- Totaled seven double-digit scoring games last season – all in games started.
- Career high 19 points on 8-of-12 shooting in a loss at Memphis (Dec. 16)
- Finished 3-for-6 from three and added seven rebounds and two assists.
- Appeared in 27 games as a freshman, all off of the Tiger bench. He averaged 8.9 minutes per game.
- Averaged 2.4 points, 0.9 rebounds and 0.4 assists per game last season, including two double-digit scoring games.
- Finished the season shooting 44.4 percent from the floor, 40.0 percent from three and 66.7 percent at the foul line.

### PREP AND PERSONAL

- Born February 7, 2004; Son of Lawaynta Dawson-Wiggins and Michael Wiggins; Majoring in parks, recreation, tourism management.
- Wiggins is a forward from Grayson, Ga. and was rated a three-star prospect, according to 247Sports and Rivals.
- Wiggins averaged 12.1 points, 6.6 rebounds, 2.3 assists, 1.2 steals and 1.8 blocks per game last season for Grayson.
- He was high school teammates with current Tiger Ian Schieffelin (Atlanta, Ga./Grayson).
- Wiggins was ranked as the fourth-best player in the 2022 class from the state of Georgia and is a Top 150 player according to 247Sports.
- Wiggins chose Clemson over NC State, Georgia, South Florida and Maryland.

### 2024-25 SEASON HIGHS

- 17 vs. Stanford (1/1/25).....PTS.....19 at Memphis (12/16/23)
- 7, 2x, last vs. California (1/4/25) ..... FG.....8 at Memphis (12/16/23)
- 4 vs. Stanford (1/1/25).....3FG.....4, 2x, last vs. Stanford (1/1/25)
- 6 vs. Florida A&M (11/29/24).....FT .....6 vs. Florida A&M (11/29/24)
- 2, 3x, last at South Carolina (12/17/24) OR.....2, 2x, last vs. E. Kentucky (11/12/24)
- 5 vs. Stanford (1/1/25).....DR.....5, 4x, last vs. Stanford (1/1/25)
- 6 vs. San Francisco (11/25/24).....TOT .....7, 2x, last vs. Louisville (1/30/24)
- 2, 3x, last vs. California (1/4/25) .....AST .....4 vs. Louisville (1/30/24)
- 1, 2x, last at Boise State (11/17/24).....STL .....2 vs. Virginia Tech (1/21/23)
- 1, 3x, last vs. Stanford (1/1/25).....BLK.....3 vs. Louisville (1/30/24)
- 31 vs. Stanford (1/1/25).....MIN.....34 at Memphis (12/16/23)

### CAREER HIGHS

### Player Facts

Major: Parks, Recreation, Tourism Management  
 Birthday: February 7, 2004  
 Instagram: @chauncey.30

Full bio, game-by-game stats, career stats and NIL opportunities available:

**CLEMSONTIGERS.COM**

### Career Stats

Year	GP	GS	Min.	Field Goals			3-PT			Rebounds			PF	DQ	A	TO	Blk	Stl	Pts.	Avg.				
				FG	FGA	Pct.	FG	FGA	Pct.	FT	FTA	Pct.									OR	DR	TOT	Avg.
2022-23	27	0	241	24	54	.444	14	35	.400	2	3	.667	2	22	24	0.9	13	0	10	6	3	4	64	2.4
2023-24	36	18	639	76	172	.442	29	83	.349	15	21	.714	19	57	76	2.1	46	0	33	26	10	6	196	5.4
2024-25	15	15	363	50	112	.446	21	54	.389	13	18	.722	14	32	46	3.1	20	1	14	18	3	3	134	8.9
<b>TOTAL</b>	<b>78</b>	<b>33</b>	<b>1243</b>	<b>150</b>	<b>338</b>	<b>.444</b>	<b>64</b>	<b>172</b>	<b>.372</b>	<b>30</b>	<b>42</b>	<b>.714</b>	<b>35</b>	<b>111</b>	<b>146</b>	<b>1.9</b>	<b>79</b>	<b>1</b>	<b>57</b>	<b>50</b>	<b>16</b>	<b>13</b>	<b>394</b>	<b>5.1</b>



# PLAYERS

**8 DALLAS THOMAS F • 6-9 • 180 • LITTLE ROCK, ARK. (PARKVIEW MAGNET) • FRESHMAN**

LAST FIVE GAMES	Date	Opponent	W/L	Min.	Field Goals			3-PT			FT	FTA	Pct.	Rebounds			PF	A	TO	Blk	Stl	+/-	Pts.
					FG	FGA	Pct.	FG	FGA	Pct.				OR	DR	TOT							

**NOTES**

- Redshirting the 2024-25 season. Will compete as a redshirt freshman in 2025-26.

**HEAD COACH BRAD BROWNELL**

“Dallas is a highly skilled forward with tremendous length that allows him to score at all three levels. I love his size and versatility, which will give me the opportunity to utilize him in a variety of ways in our system. Dallas has a great feel for the game and high IQ, having the benefit of being raised by a father who was a good Division I college player and was coached in high school by Arkansas legend Scottie Thurman.”

**PREP AND PERSONAL**

- Born February 22, 2006; Son of Tamara and Clint Thomas; Majoring in sports communication.
- A 6-9, 180-pound four-star forward who ranked as the No. 67 overall prospect and second in Arkansas in the 2024 class. He was the No. 24 small forward in the class, according to On3.
- As a junior, Thomas nearly averaged a double-double with 16.5 points and 9.4 rebounds along with 2.3 assists and 2.1 blocks. He was named to the SBLive Arkansas All-State Second Team.
- Thomas chose Clemson over Arkansas, LSU, Memphis and Missouri.

**2024-25 SEASON HIGHS**

2024-25 SEASON HIGHS	CAREER HIGHS
PTS.....	PTS.....
FG.....	FG.....
3FG.....	3FG.....
FT.....	FT.....
OR.....	OR.....
DR.....	DR.....
TOT.....	TOT.....
AST.....	AST.....
STL.....	STL.....
BLK.....	BLK.....
MIN.....	MIN.....

**Player Facts**

Major: Sports Communication  
 Birthday: February 22, 2006  
 Instagram: @bgadallas

Full bio, game-by-game stats, career stats and NIL opportunities available:



**Career Stats**

Year	GP	GS	Min.	Field Goals			3-PT			FT	FTA	Pct.	OR	Rebounds			PF	DQ	A	TO	Blk	Stl	Pts.	Avg.
				FG	FGA	Pct.	FG	FGA	Pct.					DR	TOT	Avg.								
2024-25	REDSHIRT																							
<b>TOTAL</b>																								

**10 DEL JONES G • 6-2.5 • 187 • LANDOVER, MD. (ARIZONA COMPASS PREP (AZ)) • FRESHMAN**

LAST FIVE GAMES	Date	Opponent	W/L	Min.	Field Goals			3-PT			FT	FTA	Pct.	Rebounds			PF	A	TO	Blk	Stl	+/-	Pts.
					FG	FGA	Pct.	FG	FGA	Pct.				OR	DR	TOT							
	1/4	California	W	12	2	4	.500	2	3	.667	0	0	.000	1	2	3	1	0	2	0	0	+10	6
	1/1	Stanford	W	1	0	0	.000	0	0	.000	0	0	.000	0	0	0	0	0	2	0	0	-2	0
	12/21	Wake Forest	W	1	0	1	.000	0	1	.000	0	0	.000	0	1	1	0	0	1	0	0	-2	0
	12/17	South Carolina	L	11	0	0	.000	0	0	.000	0	0	.000	0	0	0	0	0	1	0	0	-11	0
	12/14	Memphis	L	3	0	1	.000	0	0	.000	0	0	.000	0	1	1	1	0	1	0	0	-1	0

**HEAD COACH BRAD BROWNELL**

“Del is a superfast combo guard that has played against a lot of great competition in both high school and on the EYBL circuit. Offensively, he excels in the open court by attacking the paint and creating offense for himself and others. He is an explosive athlete whose competitiveness and toughness impressed our staff. We certainly feel like he has the ability to impact the game on both ends of the floor while at Clemson.”

**PREP AND PERSONAL**

- Born November 24, 2004.
- Son of Whitney Steele.
- Majoring in parks, recreation, tourism management.
- A 6-2, 180-pound four-star point guard and ranked as the No. 66 overall player and No. 14 point guard according to ESPN. He ranked No. 90 overall and No. 7 point guard in the 2024 class, according to 247Sports.
- He played for Team Durant on the EYBL Circuit and averaged 10.8 points, 4.5 assists and 3.5 rebounds per game.
- Jones chose Clemson over Arizona State, Oregon, Seton Hall and West Virginia.

**2024-25 SEASON HIGHS**

2024-25 SEASON HIGHS	CAREER HIGHS
10 vs. Penn State (11/26/24).....	PTS..... 10 vs. Penn State (11/26/24)
4 vs. Penn State (11/26/24).....	FG..... 4 vs. Penn State (11/26/24)
2, 3x, last vs. California (1/4/25).....	3FG..... 2, 3x, last vs. California (1/4/25)
2 vs. E. Kentucky (11/12/24).....	FT..... .2 vs. E. Kentucky (11/12/24)
2 vs. E. Kentucky (11/12/24).....	OR..... .2 vs. E. Kentucky (11/12/24)
2, 5x, last vs. California (1/4/25).....	DR..... 2, 5x, last vs. California (1/4/25)
4 vs. E. Kentucky (11/12/24).....	TOT..... .4 vs. E. Kentucky (11/12/24)
2, 3x, last vs. Penn State (11/26/24)....	AST..... 2, 3x, last vs. Penn State (11/26/24)
1, 2x, last vs. E. Kentucky (11/12/24)...	STL..... 1, 2x, last vs. E. Kentucky (11/12/24)
1 vs. Charleston Southern (11/4/24)....	BLK..... 1 vs. Charleston Southern (11/4/24)
22 vs. E. Kentucky (11/12/24).....	MIN..... .22 vs. E. Kentucky (11/12/24)

**Player Facts**

Major: Parks, Recreation, Tourism Management  
 Birthday: November 24, 2004  
 Instagram: @selfmade.del2x

Full bio, game-by-game stats, career stats and NIL opportunities available:



**Career Stats**

Year	GP	GS	Min.	Field Goals			3-PT			FT	FTA	Pct.	OR	Rebounds			PF	DQ	A	TO	Blk	Stl	Pts.	Avg.
				FG	FGA	Pct.	FG	FGA	Pct.					DR	TOT	Avg.								
2024-25	15	0	160	20	46	.435	8	24	.333	4	6	.667	5	16	21	1.4	17	0	10	13	1	2	52	3.5
<b>TOTAL</b>	<b>15</b>	<b>0</b>	<b>160</b>	<b>20</b>	<b>46</b>	<b>.435</b>	<b>8</b>	<b>24</b>	<b>.333</b>	<b>4</b>	<b>6</b>	<b>.667</b>	<b>5</b>	<b>16</b>	<b>21</b>	<b>1.4</b>	<b>17</b>	<b>0</b>	<b>10</b>	<b>13</b>	<b>1</b>	<b>2</b>	<b>52</b>	<b>3.5</b>



# PLAYERS

11 JAEDEN ZACKERY G • 6-1 • 218 • SALEM, WIS. (WESTOSHA CENTRAL/BOSTON COLLEGE) • GRADUATE

LAST FIVE GAMES	Date	Opponent	W/L	Min.	Field Goals			3-PT			Rebounds												
					FG	FGA	Pct.	FG	FGA	Pct.	FT	FTA	Pct.	OR	DR	TOT	PF	A	TO	Blk	Stl	+/-	Pts.
	1/4	California	W	35	2	8	.250	1	4	.250	2	2	1.000	1	3	4	3	4	1	0	0	+8	7
	1/1	Stanford	W	37	6	13	.462	0	5	.000	4	5	.800	1	4	5	1	6	3	0	4	+12	16
	12/21	Wake Forest	W	36	3	11	.273	0	4	.000	6	6	1.000	1	1	2	0	6	3	0	5	+16	12
	12/17	South Carolina	L	33	3	8	.375	1	3	.333	3	3	1.000	0	0	0	5	3	2	0	1	-4	10
	12/14	Memphis	L	42	3	7	.429	3	4	.750	2	2	1.000	1	2	3	4	2	2	0	2	-4	11

**NOTES**

- Played and started all 36 games for the Eagles. Finished with a 10.8 scoring average to go along with 3.2 assists and 3.2 rebounds per game. Third on the Eagles in scoring (10.8 points per game; 408 points).
- Averaged the most minutes (33.8) of his career. Shot a career-best 48.4 percent from the field and 40.5 percent from three. Totaled a career-best from the foul line (82.4 percent).
- Collected 22 double-digit scoring games, including four 20-point games. He posted a season-high 22 points against Clemson in the ACC Tournament.
- In 2022-23, he led the Eagles in scoring six times, assists 12, and steals 10 times. Over the final five games of the season, averaged nearly 15.0 points per game while dishing out 3.5 assists at a 2.43:1 assist/turnover clip
- Ranked among the ACC leaders in steals, tying for fourth in steals per game (1.45) and fifth in total steals (48)
- Was one of four players in the ACC to register five or more steals at least three times. Boston College was a perfect 7-0 when Zackery scored 15 or more points.

**PREP AND PERSONAL**

- Born August 29, 2001; Son of Andrea and Marcus Zackery; Majoring in athletic leadership.
- Was a 2020-21 Third Team NJCAA All-American out of Chipola College in Marianna, Fla.
- Started all 28 games for Chipola at the point guard spot and reached double figures in scoring on 18 occasions.
- Helped guide the Indians to a 23-5 overall record en route to capturing the Panhandle Conference and FCSAA State Tournament titles.
- Averaged 12.5 points, 3.8 rebounds, and 4.2 assists per game last season, while connecting on better than 52% from the floor, 42% from the perimeter, and 82% from the charity stripe.
- Posted a 1.83:1 assist/turnover ratio and a 1.20 steal/turnover ratio.
- Over the final nine games of the season, averaged 17.1 points, 4.0 rebounds, 4.7 assists, and 2.7 steals per game. Chipola went 8-1 during that span, advancing to the semifinals of the 2021 NJCAA Championship.

**2024-25 SEASON HIGHS**

16, 2x, last vs. Stanford (1/1/25)..... PTS..... 22 vs. Clemson (3/13/24)  
 6, 3x, last vs. Stanford (1/1/25)..... FG..... 8, 5x, last vs. Clemson (3/13/24)  
 3 vs. Memphis (12/14/24)..... 3FG..... 4, 3x, last vs. Clemson (3/13/24)  
 6 vs. Wake Forest (12/21/24)..... FT..... 9 vs. NC State (12/2/23)  
 2, 2x, last at Miami (Fla.) (12/7/24)..... OR..... 5 vs. New Hampshire (12/6/22)  
 4 vs. Stanford (1/1/25)..... DR..... 7 vs. Georgia Tech (3/4/23)  
 5, 2x, last vs. Stanford (1/1/25)..... TOT..... 8, 2x, last vs. Georgia Tech (3/4/23)  
 6, 3x, last vs. Stanford (1/1/25)..... AST..... 8, 2x, last at Vanderbilt (11/29/23)  
 5 vs. Wake Forest (12/21/24)..... STL..... 5, 3x, last vs. Wake Forest (12/21/24)  
 ..... BLK..... 1, 14x, last vs. Florida State (2/6/24)  
 42 vs. Memphis (12/14/24) ..... MIN..... 44 vs. New Hampshire (12/6/22)

**CAREER HIGHS**

**Player Facts**

Major: Athletic Leadership  
 Birthday: August 29, 2001  
 Instagram: @jaeden\_zackery

Full bio, game-by-game stats, career stats and NIL opportunities available:



**Career Stats**

Year	GP	GS	Min.	Field Goals			3-PT			Rebounds										Avg.				
				FG	FGA	Pct.	FG	FGA	Pct.	FT	FTA	Pct.	OR	DR	TOT	Avg.	PF	DQ	A	TO	Blk	Stl	Pts.	Avg.
2021-22*	33	33	1137	120	259	.463	52	109	.477	52	73	.712	18	88	106	3.2	77	2	89	67	6	57	344	10.4
2022-23*	33	31	1094	122	293	.416	31	96	.323	79	103	.767	28	76	104	3.2	78	2	90	65	5	48	354	10.7
2023-24*	36	36	1216	153	316	.484	32	79	.405	70	85	.824	23	96	119	3.3	78	0	152	71	3	63	408	11.3
2024-25	15	15	504	48	117	.410	13	46	.283	32	36	.889	13	26	39	2.6	34	1	50	20	0	33	141	9.4
<b>TOTAL</b>	<b>117</b>	<b>115</b>	<b>3947</b>	<b>443</b>	<b>985</b>	<b>.450</b>	<b>128</b>	<b>330</b>	<b>.388</b>	<b>233</b>	<b>297</b>	<b>.785</b>	<b>82</b>	<b>286</b>	<b>368</b>	<b>3.1</b>	<b>267</b>	<b>5</b>	<b>382</b>	<b>223</b>	<b>14</b>	<b>201</b>	<b>1247</b>	<b>10.7</b>

\* - at Boston College

13 ANDREW LATIFF (LUH-tiff) G • 6-5 • 195 • CLEMSON, S.C. (DANIEL HS) • SENIOR

LAST FIVE GAMES	Date	Opponent	W/L	Min.	Field Goals			3-PT			Rebounds												
					FG	FGA	Pct.	FG	FGA	Pct.	FT	FTA	Pct.	OR	DR	TOT	PF	A	TO	Blk	Stl	+/-	Pts.
	11/29	Florida A&M	W	1	0	0	.000	0	0	.000	0	0	.000	0	0	0	0	0	0	0	0	+2	0
	11/8	Saint Francis	W	1	0	0	.000	0	0	.000	0	0	.000	0	0	0	0	0	0	0	0	+1	0
	11/4	Charleston So.	W	2	0	0	.000	0	0	.000	0	0	.000	0	0	0	0	0	0	0	0	-5	0

**NOTES**

- Appeared in five games in his first season as a walk-on for Clemson.
- Totaled eight minutes and scored first career basket against Queens (Dec. 22)
- Season-high two rebounds in the game.
- Served as a student manager prior to being added to the active roster.

**PREP AND PERSONAL**

- Born March 1, 2002.
- Son of Catherine and Todd Latiff.
- Majoring in management.
- Attended nearby Daniel High School and served as a team captain. Led team to a 23-6 record – an all-time best for Daniel.
- Selected to play in All Star Tri-County Tip Off Classic.
- Mountain Lakes First Team Selection.
- All-Region runner-up.
- All-Academic team for four years.
- Highest 3-point percentage for Daniel High School.
- Played AAU for Carolina Pressure.

**2024-25 SEASON HIGHS**

..... PTS..... 2 vs. Queens (12/22/23)  
 ..... FG..... 1 vs. Queens (12/22/23)  
 ..... 3FG.....  
 ..... FT.....  
 ..... OR..... 1 vs. Queens (12/22/23)  
 ..... DR..... 1, 2x, last vs. New Mexico (3/22/24)  
 ..... TOT..... 2 vs. Queens (12/22/23)  
 ..... AST.....  
 ..... STL.....  
 ..... BLK.....  
 2 vs. Charleston Southern (11/4/24) ..... MIN..... 2, 2x, last vs. Radford (12/29/23)

**CAREER HIGHS**

**Player Facts**

Major: Management  
 Birthday: March 1, 2002  
 Instagram: @a.latiff11

Full bio, game-by-game stats, career stats and NIL opportunities available:



**Career Stats**

Year	GP	GS	Min.	Field Goals			3-PT			Rebounds										Avg.				
				FG	FGA	Pct.	FG	FGA	Pct.	FT	FTA	Pct.	OR	DR	TOT	Avg.	PF	DQ	A	TO	Blk	Stl	Pts.	Avg.
2023-24	5	0	8	1	4	.250	0	3	.000	0	0	.000	1	3	4	0.8	0	0	0	1	0	0	2	0.4
2024-25	3	0	4	0	0	.000	0	0	.000	0	0	.000	0	0	0	0.0	1	0	0	0	0	0	0	0.0
<b>TOTAL</b>	<b>8</b>	<b>0</b>	<b>12</b>	<b>1</b>	<b>4</b>	<b>.250</b>	<b>0</b>	<b>3</b>	<b>.000</b>	<b>0</b>	<b>0</b>	<b>.000</b>	<b>1</b>	<b>3</b>	<b>4</b>	<b>0.5</b>	<b>1</b>	<b>0</b>	<b>0</b>	<b>1</b>	<b>0</b>	<b>0</b>	<b>2</b>	<b>0.3</b>



# PLAYERS

14 CHRISTIAN REEVES C • 7-2 • 253 • CHARLOTTE, N.C. (OAK HILL ACADEMY (VA.)) • R-SOPHOMORE

LAST FIVE GAMES	Date	Opponent	W/L	Min.	Field Goals			3-PT			FT	FTA	Pct.	Rebounds			PF	A	TO	Blk	Stl	+/-	Pts.
					FG	FGA	Pct.	FG	FGA	Pct.				OR	DR	TOT							
	1/4	California	W	8	1	1	1.000	0	0	.000	2	2	1.000	1	2	3	0	0	2	0	1	-5	4
	1/1	Stanford	W	4	0	1	.000	0	0	.000	0	0	.000	0	1	1	0	0	0	0	0	-4	0
	12/21	Wake Forest	W	5	0	0	.000	0	0	.000	0	0	.000	0	0	0	1	0	0	0	0	-4	0
	12/17	South Carolina	L	7	0	1	.000	0	0	.000	1	2	.500	0	1	1	0	0	0	2	0	-4	1
	12/14	Memphis	L	5	1	1	1.000	0	0	.000	0	0	.000	0	0	0	0	0	0	0	1	0	2

### NOTES

- Missed 13 games due to injury before undergoing right ankle surgery and being ruled out for the remainder of the season in 2023-24.
- Logged a career-high 12 minutes in the season opener against Dartmouth, adding three rebounds and two points.
- Played in 13 games in his rookie season, including six appearances in ACC play.
- Averaged 1.5 points and 1.0 rebounds, hitting 8-of-11 from the field for the season.
- Made his Duke debut in 2022-23 against Jacksonville in the season opener with three points and a pair of rebounds.
- Scored four points and grabbed four rebounds in just three minutes of action against Delaware.
- Scored his first points in ACC play with a dunk against Georgia Tech.
- Tallied a career-high with six points on 3-for-3 shooting from the field in six minutes against Pittsburgh in the ACC Tournament quarterfinals.

### PREP AND PERSONAL

- Born Christian Michael Reeves on December 14, 2003 in Charlotte, N.C.
- Son of Holly and John Reeves. Has a sister, Jessica. His father, John, played college basketball at Belmont Abbey.
- Majoring in human capital education and development.
- A four-star center out of Oak Hill Academy in Mouth of Wilson, Va.
- Ranked as the No. 5 player from the state of North Carolina in his class by ESPN.
- Played in 29 games during the 2021-22 season at Oak Hill, averaging 9.2 points on .639 shooting with 7.4 rebounds.
- Scored in double figures in 12 games as a senior, including each of his final five contests while logging five double-doubles.
- Played for Team CP3 on the Nike EYBL circuit.

### 2024-25 SEASON HIGHS

6 vs. Florida A&M (11/29/24)..... PTS..... 6, 2x, last vs. Florida A&M (11/29/24)  
 3 vs. Florida A&M (11/29/24)..... FG..... 3, 2x, last vs. Florida A&M (11/29/24)  
 ..... 3FG.....  
 2, 2x, last vs. California (1/4/25) ..... FT ..... 2 vs. Delaware (11/18/22)  
 2 vs. Charleston Southern (11/4/24) ..... OR..... 3, 2x, last vs. Delaware (11/18/22)  
 3 vs. Saint Francis (11/8/24)..... DR..... 3 vs. Saint Francis (11/8/24)  
 3, 4x, last vs. California (1/4/25) ..... TOT ..... 4 vs. Delaware (11/18/22)  
 1, 2x, last vs. Florida A&M (11/29/24) .. AST..... 1, 3x, last vs. Florida A&M (11/29/24)  
 1, 4x, last vs. California (1/4/25) ..... STL ..... 1, 4x, last vs. California (1/4/25)  
 2 at South Carolina (12/17/24) ..... BLK..... 2 at South Carolina (12/17/24)  
 9 vs. Radford (11/21/24) ..... MIN..... 12 vs. Dartmouth (11/6/23)

### CAREER HIGHS

### Player Facts

Major: Human Capital Education and Development  
 Birthday: December 14, 2003  
 Instagram: @cmr\_32\_

Full bio, game-by-game stats, career stats and NIL opportunities available:

**CLEMSONTIGERS.COM**

### Career Stats

Year	GP	GS	Min.	Field Goals			3-PT			FT	FTA	Pct.	Rebounds			PF	DQ	A	TO	Blk	Stl	Pts.	Avg.	
				FG	FGA	Pct.	FG	FGA	Pct.				OR	DR	TOT									Avg.
2022-23*	13	0	42	8	11	.727	0	0	.000	4	6	.667	9	3	12	0.9	4	0	1	3	0	1	20	1.5
2023-24*	3	0	16	2	3	.667	0	0	.000	1	2	.500	1	4	5	1.7	3	0	0	2	1	0	5	1.7
2024-25	15	1	88	8	13	.615	0	0	.000	6	8	.750	5	16	21	1.4	11	0	2	8	4	4	22	1.5
<b>TOTAL</b>	<b>31</b>	<b>1</b>	<b>145</b>	<b>18</b>	<b>27</b>	<b>.667</b>	<b>0</b>	<b>0</b>	<b>.000</b>	<b>11</b>	<b>16</b>	<b>.688</b>	<b>15</b>	<b>24</b>	<b>39</b>	<b>1.3</b>	<b>18</b>	<b>0</b>	<b>3</b>	<b>13</b>	<b>5</b>	<b>5</b>	<b>47</b>	<b>1.5</b>

\* - at Duke

20 MATT KELLY G • 6-2 • 175 • CHARLESTON, S.C. (PORTER-GAUD HS) • SENIOR

LAST FIVE GAMES	Date	Opponent	W/L	Min.	Field Goals			3-PT			FT	FTA	Pct.	Rebounds			PF	A	TO	Blk	Stl	+/-	Pts.
					FG	FGA	Pct.	FG	FGA	Pct.				OR	DR	TOT							
	11/29	Florida A&M	W	1	0	0	.000	0	0	.000	0	0	.000	0	0	0	0	0	0	0	0	+2	0
	11/8	Saint Francis	W	1	0	0	.000	0	0	.000	0	0	.000	0	1	1	0	0	0	0	0	+1	0
	11/4	Charleston So.	W	2	0	0	.000	0	0	.000	0	0	.000	0	0	0	1	0	0	0	0	-5	0

### NOTES

- Appeared in five games and totaled nine minutes as a junior.
- Second career steal against Queens (Dec. 22, 2023).
- Played season high 3:34 in win over Radford (Dec. 29, 2023).
- Appeared in six games and totaled seven minutes as a sophomore.
- Scored first career points at North Carolina (Feb. 11, 2023).
- Finished the season 2-for-2 from the field, scoring in two games, including a win over Florida State (Feb. 15, 2023).

### PREP AND PERSONAL

- Born on August 1, 2002.
- Son of Melissa and Tim Kelly.
- Majoring in parks, recreation, tourism management.
- Attended Porter-Gaud High School and lettered in both football and basketball.
- Third year in the basketball program as a walk-on.

### 2024-25 SEASON HIGHS

..... PTS..... 2, 2x, last vs. Florida State (2/15/23)  
 ..... FG..... 1, 2x, last vs. Florida State (2/15/23)  
 ..... 3FG.....  
 ..... FT.....  
 ..... OR.....  
 1 vs. Saint Francis (11/8/24)..... DR..... 1, 2x, last 1 vs. Saint Francis (11/8/24)  
 1 vs. Saint Francis (11/8/24)..... TOT..... 1, 2x, last 1 vs. Saint Francis (11/8/24)  
 ..... AST..... 1 vs. Richmond (12/17/22)  
 ..... STL..... 1, 2x, last vs. Queens (12/22/23)  
 ..... BLK.....  
 2 vs. Charleston Southern (11/4/24) ... MIN..... 3 vs. Radford (12/29/23)

### CAREER HIGHS

### Player Facts

Major: Parks, Recreation, Tourism Management  
 Birthday: August 1, 2002  
 Instagram: @matt.kelly1

Full bio, game-by-game stats, career stats and NIL opportunities available:

**CLEMSONTIGERS.COM**

### Career Stats

Year	GP	GS	Min.	Field Goals			3-PT			FT	FTA	Pct.	Rebounds			PF	DQ	A	TO	Blk	Stl	Pts.	Avg.	
				FG	FGA	Pct.	FG	FGA	Pct.				OR	DR	TOT									Avg.
2022-23	6	0	7	2	2	1.000	0	0	.000	0	0	.000	0	1	1	0.2	0	0	1	0	1	4	0.7	
2023-24	5	0	9	0	1	.000	0	0	.000	0	0	.000	0	0	0	0.0	0	0	1	0	1	0	0.0	
2024-25	3	0	4	0	0	.000	0	0	.000	0	0	.000	0	1	1	0.3	1	0	0	0	0	0	0.0	
<b>TOTAL</b>	<b>14</b>	<b>0</b>	<b>21</b>	<b>2</b>	<b>3</b>	<b>.667</b>	<b>0</b>	<b>0</b>	<b>.000</b>	<b>0</b>	<b>0</b>	<b>.000</b>	<b>0</b>	<b>2</b>	<b>2</b>	<b>0.1</b>	<b>1</b>	<b>0</b>	<b>1</b>	<b>1</b>	<b>0</b>	<b>2</b>	<b>4</b>	<b>0.3</b>

# PLAYERS

21 ACE BUCKNER G • 6-3 • 170 • DALLAS, TEXAS (LA LUMIERE SCHOOL (IND.)) • FRESHMAN

LAST FIVE GAMES	Date	Opponent	W/L	Min.	Field Goals			3-PT			FT	FTA	Pct.	Rebounds			PF	A	TO	Blk	Stl	+/-	Pts.
					FG	FGA	Pct.	FG	FGA	Pct.				OR	DR	TOT							

**HEAD COACH BRAD BROWNELL**

"Ace is another combo guard who is comfortable playing with or without the basketball in his hands. He's an excellent on-ball defender who, with strength, will excel at that end of the floor. Offensively, he can make threes off the bounce or catch and has a quick first step which helps him play in the paint. As a legacy, he has always had a dream to play at Clemson and we couldn't be more excited about the opportunity to add a player of his caliber."

**PREP AND PERSONAL**

- Born March 8, 2005.
- Son of Regina and Greg Buckner
- Majoring in communication.
- A 6-2, 175-pound combo guard who ranked as a three-star, according to On3.
- Buckner is the son of former Littlejohn Legend Greg Buckner who played for the Tigers from 1994-98.
- He averaged 8.8 points per game with All Ohio Red on the EYBL Circuit. Buckner boasted nearly a 2:1 assist/turnover ratio through 24 games on the circuit. He exploded for a 29-point performance at Peach Jam in July.

**2024-25 SEASON HIGHS**

2024-25 SEASON HIGHS	CAREER HIGHS
PTS	.....
FG	.....
3FG	.....
FT	.....
OR	.....
DR	.....
TOT	.....
AST	.....
STL	.....
BLK	.....
MIN	.....

**Player Facts**

Major: Communication  
 Birthday: March 8, 2005  
 Instagram: @acebuckner\_

Full bio, game-by-game stats, career stats and NIL opportunities available:



**Career Stats**

Year	GP	GS	Min.	Field Goals			3-PT			FT	FTA	Pct.	Rebounds			PF	DQ	A	TO	Blk	Stl	Pts.	Avg.
				FG	FGA	Pct.	FG	FGA	Pct.				OR	DR	TOT								
2024-25																							
TOTAL																							

32 DANIEL NAUSEEF (NAW-seef) F • 6-7 • 220 • CHAMINADE JULIENNE CATHOLIC (OHIO) • SENIOR

LAST FIVE GAMES	Date	Opponent	W/L	Min.	Field Goals			3-PT			FT	FTA	Pct.	Rebounds			PF	A	TO	Blk	Stl	+/-	Pts.
					FG	FGA	Pct.	FG	FGA	Pct.				OR	DR	TOT							
12/17	South Carolina	L	1+	0	0	.000	0	0	.000	0	0	.000	0	0	0	0	0	0	0	0	+1	0	
11/29	Florida A&M	W	1	0	0	.000	0	0	.000	0	0	.000	0	0	0	0	0	0	0	0	+1	0	
11/8	Saint Francis	W	1	0	0	.000	0	0	.000	0	0	.000	0	0	0	0	1	0	0	0	+1	0	
11/4	Charleston So.	W	2	0	1	.000	0	0	.000	0	0	.000	0	0	0	0	0	0	0	0	-5	0	

**NOTES**

- Appeared in five games and played nine minutes in 2023-24.
  - Played a season high 3:41 against Queens (Dec. 22).
  - Appeared in seven games and played 10 minutes in 2022-23.
- Scored first career basket in a win over Richmond (Dec. 17). He was assisted by his brother Jack Nauseef on the play.
- Totaled his second basket of the season in home win over Notre Dame (March 4).
  - Collected four rebounds in four separate games.
  - Tallied first career assist in a win over Georgia Tech (Jan. 24). First career block was against Loyola Maryland (Nov. 21) and first career steal was against Notre Dame.
  - Appeared in two games as a freshman in 2021-22.
  - Grabbed first career rebound at Notre Dame (Jan. 12).

**PREP AND PERSONAL**

- Born September 29, 2002.
- Son of Carmen and JP Nauseef.
- Majoring in microbiology.

**2024-25 SEASON HIGHS**

2024-25 SEASON HIGHS	CAREER HIGHS
PTS	..... 2, 2x, last vs. Notre Dame (3/4/23)
FG	..... 1, 2x, last vs. Notre Dame (3/4/23)
3FG	.....
FT	.....
OR	..... 1, 2x, last vs. Notre Dame (3/4/23)
DR	..... 1, 4x, last vs. Queens (12/22/23)
TOT	..... 1, 6x, last vs. Queens (12/22/23)
AST	..... 1 at Georgia Tech (12/21/22)
STL	..... 1, 2x, last 1 vs. Saint Francis (11/8/24)
BLK	..... 1 vs. Loyola Maryland (11/21/22)
MIN	..... 4 vs. Queens (12/22/23)

**Player Facts**

Major: Microbiology  
 Birthday: September 29, 2002  
 Instagram: @dnauseef

Full bio, game-by-game stats, career stats and NIL opportunities available:



**Career Stats**

Year	GP	GS	Min.	Field Goals			3-PT			FT	FTA	Pct.	Rebounds			PF	DQ	A	TO	Blk	Stl	Pts.	Avg.
				FG	FGA	Pct.	FG	FGA	Pct.				OR	DR	TOT								
2021-22	2	0	2	0	0	.000	0	0	.000	0	0	.000	1	0	1	0.5	0	0	0	0	0	0	0.0
2022-23	7	0	8	2	3	.667	0	0	.000	0	0	.000	1	3	4	0.6	2	0	1	1	1	4	0.6
2023-24	5	0	9	0	1	.000	0	1	.000	0	0	.000	0	3	3	0.6	2	0	0	0	0	0	0.0
2024-25	4	0	4	0	1	.000	0	0	.000	0	0	.000	0	0	0	0.0	0	0	1	0	0	0	0.0
TOTAL	18	0	23	2	5	.400	0	1	.000	0	0	.000	2	6	8	0.4	4	0	2	1	1	4	0.2



# PLAYERS

35 JACKSON ROBERTS C • 6-11 • 247 • TAMPA, FLA. (IMG ACADEMY) • FRESHMAN

LAST FIVE GAMES	Date	Opponent	W/L	Min.	Field Goals			3-PT			Rebounds			PF	A	TO	Blk	Stl	+/-	Pts.			
					FG	FGA	Pct.	FG	FGA	Pct.	FT	FTA	Pct.	OR	DR	TOT							
	11/8	Saint Francis	W	1	0	0	.000	0	0	.000	0	0	.000	0	0	0	1	0	0	0	0	1	0
	11/4	Charleston So.	W	2	0	1	.000	0	0	.000	0	0	.000	1	0	1	0	0	0	0	0	-5	0

**PREP AND PERSONAL**

- Born March 21, 2006.
- Son of Ashley and Craig Roberts.
- Majoring in pre-business.
- A center who will join the Tigers as a walk-on for his freshman season in 2024-25.

**2024-25 SEASON HIGHS**

**CAREER HIGHS**

.....PTS.....	.....
.....FG.....	.....
.....3FG.....	.....
.....FT.....	.....
1 vs. Charleston Southern (11/4/24) .....OR.....	1 vs. Charleston Southern (11/4/24)
.....DR.....	.....
1 vs. Charleston Southern (11/4/24) .....TOT.....	1 vs. Charleston Southern (11/4/24)
.....AST.....	.....
.....STL.....	.....
.....BLK.....	.....
2 vs. Charleston Southern (11/4/24) .....MIN.....	2 vs. Charleston Southern (11/4/24)

**Player Facts**

Major: Pre-Business  
 Birthday: March 21, 2006.  
 Instagram: @jacksonrob06

Full bio, game-by-game stats, career stats and NIL opportunities available:

**CLEMSONTIGERS.COM**

**Career Stats**

Year	GP	GS	Min.	Field Goals			3-PT			Rebounds			PF	DQ	A	TO	Blk	Stl	Pts.	Avg.		
				FG	FGA	Pct.	FG	FGA	Pct.	FT	FTA	Pct.									OR	DR
2024-25	2	0	3	0	1	.000	0	0	.000	0	0	.000	1	0	1	0.5	1	0	0	0	0	0.0
<b>TOTAL</b>	<b>2</b>	<b>0</b>	<b>3</b>	<b>0</b>	<b>1</b>	<b>.000</b>	<b>0</b>	<b>0</b>	<b>.000</b>	<b>0</b>	<b>0</b>	<b>.000</b>	<b>1</b>	<b>0</b>	<b>1</b>	<b>0.5</b>	<b>1</b>	<b>0</b>	<b>0</b>	<b>0</b>	<b>0</b>	<b>0.0</b>

# MISCELLANEOUS STATS

## THE LAST TIME...

	CLEMSON	OPPONENT
A player had a triple-double	1/26/93 vs. Maryland (Sharone Wright, 12p/14r/10b)	Never Accomplished
A player had a 20-point, 15-rebound game	1/16/24 vs. Georgia Tech (PJ Hall, 31p/17r; Ian Schieffelin 20p/15r)	Not accomplished since at least 2010
A player had a 20-point, 20-rebound game	12/17/90 vs. SC State (Dale Davis, 22p/21r)	1/11/06 vs. Wake Forest (Eric Williams, 22p/20r)
A player had 30+ points	11/17/24 at Boise State (Chase Hunter, 30)	1/4/25 vs. California (Andrej Stojakovic, 30)
A player had 40+ points	1/24/01 vs. Georgia Tech (Will Soloman, 41)	3/12/11 vs. North Carolina (Harrison Barnes, 40)
A player had 50+ points	2/17/1916 (J.W. Stribling, 50)	2/24/55 at Furman (Darrell Floyd, 56)
A player had 15+ field goals	1/14/87 vs. Furman (Horace Grant, 15)	2/24/82 at Duke (Vince Taylor, 16)
A player had 15+ free throws	1/27/13 vs. Virginia Tech (Milton Jennings, 16)	3/9/16 vs. Georgia Tech (Marcus Georges-Hunt, 15)
A player had 20+ rebounds	12/3/24 vs. Kentucky (Ian Schieffelin, 20)	3/6/19 at Notre Dame (John Mooney, 20)
A player had 15+ assists	2/13/02 vs. Wake Forest (Edward Scott, 16)	1/10/87 vs. Wake Forest (Tyrone "Mugsey" Bogues, 17)
A player had 6+ steals	1/1/25 vs. Stanford (Dillon Hunter, 6)	2/3/07 at Georgia Tech (Javaris Crittenton, 7)
A player had 8+ blocks	2/6/16 vs. Virginia Tech (Landry Nnoko, 8)	3/11/94 vs. Duke (Cherokee Parks, 10)
A player converted a four-point play	3/5/24 vs. Syracuse (Joseph Girard III, 5:42 2H)	11/29/24 vs. Florida A&M (Shaqir O'Neal, 8:12 1H)
A player was perfect from the field (min. 10 FGA)	Never Accomplished	3/8/92 at Georgia Tech (Matt Geiger, 10-10)
A player was perfect from the foul line (min. 10 FTA)	2/24/23 vs. Florida State (Joseph Girard III, 10-10)	11/21/18 vs. Creighton (Ty-Son Alexander, 11-11)
A team scored 100+ points	12/22/23 vs. Queens (109)	2/5/17 vs. Florida State (109)
A team scored less than 40	1/23/18 at Virginia (36)	12/2/20 vs. SC State (38)
A team had 25+ assists	11/24/23 vs. Alcorn State (26)	2/1/68 vs. Georgia Tech (35)
A team had 50+ rebounds	12/18/21 vs. South Carolina (51)	11/11/22 at South Carolina (50)
A team shot .650+ from the field	2/22/20 at Boston College (.689)	2/5/17 at Florida State (.661)
A team did not miss a free throw (min. 10 FTA)	12/29/23 vs. Radford (14-14)	3/13/24 vs. Boston College (16-16)
A team did not make a three-pointer	1/26/19 at NC State (0-7)	2/1/06 at Florida State (0-9)
A team had two players score 30+ points	2/13/02 vs. Wake Forest (Stockman, 30; Scott, 30)	1/9/80 vs. Duke (Banks, 31; Gminski, 30)
A team had two players score 25+ points	1/13/24 vs. Boston College (Hall, 26; Girard III 26)	1/30/18 vs. North Carolina (Johnson, 32; Berry, 27)
A team had two players score 20+ points	12/17/24 at South Carolina (Hunter, 27; Schieffelin, 23)	12/14/24 vs. Memphis (Hunter 23; Rogers 22)
A team had three players score 20+ points	3/4/06 vs. Georgia Tech (Hamilton, 24; Akingbala 22; Robinson, 22)	1/3/24 at Miami (Fla.) (Pack 25, Omier 23, Cleveland 23)
A team had two double-doubles	2/27/24 vs. Pittsburgh (Schieffelin, Hall)	1/17/23 at Wake Forest (Carr, Hildreth)
A team had three double-doubles	1/11/14 vs. Duke (McDaniels, Blossomgame, Nnoko)	2/28/90 vs. Duke (Henderson, Hurley, Laettner)
A team had six players score 10+ points	12/14/21 vs. Miami (Oh.) (W, 89-76)	12/2/01 vs. Duke (L, 80-96)
Played an overtime game	12/17/24 at South Carolina (88-91)	
Played a double-overtime game	1/16/24 vs. Georgia Tech (90-93); 11/29/22 vs. Penn State (101-94); 3/2/14 vs. Maryland (77-73)	
Played a triple-overtime game	2/18/84 vs. Maryland (65-66)	
Clemson was ranked (AP Poll)	December 16, 2024 (25)	
Clemson played a ranked opponent (AP Poll)	vs. No. 4 Kentucky (70-66) on December 3, 2024	
Clemson played a ranked opponent on the road (AP Poll)	at No. 3 North Carolina (80-76) on Feb. 6, 2024	
Clemson defeated a ranked opponent (AP Poll)	vs. No. 4 Kentucky (70-66) on December 3, 2024	
Clemson defeated a ranked opponent on the road (AP Poll)	at No. 3 North Carolina (80-76) on Feb. 6, 2024	
Clemson defeated a ranked opponent in the postseason (AP Poll)	vs. No. 9 Arizona (77-72) on March 28, 2024 (NCAA Tournament Sweet 16)	
Clemson lost to a ranked opponent (AP Poll)	vs. No. 19 Alabama (82-89) on March 30, 2024 (NCAA Tournament Elite Eight)	
Clemson faced No. 1 (AP Poll)	vs. Duke (68-87) on January 5, 2019	
Clemson defeated No. 1 (AP Poll)	vs. North Carolina (75-65) on February 18, 2001	
Clemson defeated Top 5 (AP Poll)	vs. No. 4 Kentucky (70-66) on December 3, 2024	
Clemson defeated Top 10 (AP Poll)	vs. No. 4 Kentucky (70-66) on December 3, 2024	

## MISCELLANEOUS STATS

**Dunks (26):** Chase Hunter (7), Viktor Lakhin (6), Christian Reeves (3), Ian Schieffelin (7), Chauncey Wiggins (3)

**Charges Taken (10):** Chase Hunter (1), Dillon Hunter (1), Ian Schieffelin (1), Jaeden Zackery (7)

**20-Point Games (6):** Chase Hunter (3), Viktor Lakhin (1), Ian Schieffelin (2)

**30-Point Games (1):** Chase Hunter (1)

**Double-Doubles (8):** Viktor Lakhin (2), Ian Schieffelin (6)

**Double Figure Scoring (55):** Myles Foster (1), Jake Heidbreder (2), Chase Hunter (14), Dillon Hunter (3), Del Jones (1), Viktor Lakhin (9), Ian Schieffelin (11), Chauncey Wiggins (7), Jaeden Zackery (7)

**Double Figure Rebounding (10):** Viktor Lakhin (2), Ian Schieffelin (8)

**Led Clemson in Scoring (no ties):** Chase Hunter (5), Viktor Lakhin (1), Ian Schieffelin (3), Chauncey Wiggins (1), Jaeden Zackery (1)

**Led Clemson in Rebounding (no ties):** Viktor Lakhin (4), Ian Schieffelin (11)

**Led Clemson in Assists (no ties):** Chase Hunter (2), Dillon Hunter (1), Viktor Lakhin (1), Ian Schieffelin (3), Jaeden Zackery (4)

**Consecutive Field Goals Made:** 6 by Ian Schieffelin vs. Saint Francis (11/8/24)

**Consecutive Points Scored:** 9 by Chase Hunter vs. Charleston Southern (11/4/24)

**Consecutive Free Throws Made:** 14 by Chase Hunter (11/26/24 to 12/3/24)

**Consecutive Three-Pointers Made:** 3 by Chase Hunter vs. Charleston Southern (11/4/24)

**Largest Lead:** 36 vs. Charleston Southern (11/4/24)

**Largest Deficit:** 16 at Boise State (11/17/24)

**Largest Halftime Deficit:** 8 at South Carolina (12/17/24)

**Largest Deficit Overcome for Victory:** 7 vs. San Francisco (11/25/24); 7 vs. Penn State (11/26/24)

**Most Consecutive Clemson Points:** 15 vs. Eastern Kentucky (11/12/24)

**Most Consecutive Opponent Points:** 12 vs. Saint Francis (11/8/24); 12 vs. Eastern Kentucky (11/12/24)

## CLEMSON'S RECORD...

Overall	12-3
At home	9-1
On the road	1-2
At neutral sites	2-0
In overtime	0-1
Vs. ranked opponents	1-0
In games decided by 3 points or less	0-1
In games decided by 5 points or less	1-1
In games decided by 7 or more points	11-1
When leading at halftime	11-0
When trailing at halftime	1-3
When tied at halftime	0-0
When leading with 5:00 left	12-2
When trailing with 5:00 left	0-1
When leading with 1:00 left	12-1
When trailing with 1:00 left	0-2
When shooting 50% or better	4-0
When opponent shoots less than 50%	11-0
When scoring 70 or more points	11-3
When winning the rebound margin	7-0
When winning the turnover margin	9-3
When winning points in the paint	8-1
When winning bench points	7-2
In November	7-1
In December	3-2
In January	2-0
In February	0-0
In March	0-0

## 2024-25 STARTING LINEUPS (1)

Lineup #	Game #	G	G	G/F	F	C	G	W-L	PCT.
1	1-14	C. Hunter	Zackery	Wiggins	Schieffelin	Lakhin	14	11-3	.786
2	15	C. Hunter	Zackery	Wiggins	Schieffelin	Reeves	1	1-0	1.000



# SUPERLATIVE STATS

## INDIVIDUAL GAME HIGHS/INDIVIDUAL HIGHS UNDER BROWNELL

*italic indicates all-time under Coach Brownell*

CLEMSON		OPPONENT	
	HIGHS		HIGHS
Points	30, Chase Hunter, 11/17/24 at Boise State <i>33, Jaron Blossomgame, 2/20/16 at NC State</i>	Points	30, Andrej Stojakovic, 1/4/25 vs. California <i>40, Harrison Barnes, 3/12/11 vs. North Carolina</i>
FG	12, Chase Hunter, 11/17/24 at Boise State <i>13, Jaron Blossomgame, last on 2/8/16 vs. Notre Dame</i>	FG	11, 2x, last by Andrej Stojakovic, 1/4/25 vs. California <i>12, last by Landers Nolley II, 11/5/19 vs. Virginia Tech</i>
FGA	21, Chase Hunter, 11/17/24 at Boise State <i>24, KJ McDaniels, 2/1/14 at Notre Dame</i>	FGA	17, Maxime Raynaud, 1/1/25 vs. Stanford <i>23, Landers Nolley II, 11/5/19 vs. Virginia Tech</i>
FG Perfection	4, Viktor Lakhin, 11/8/24 vs. Saint Francis <i>7, last by Ian Schieffelin, 3/4/23 vs. Notre Dame</i>	FG Perfection	2, Junjie Wang, 11/25/24 vs. San Francisco <i>8, Mark Williams, 2/10/22 vs. Duke</i>
3FG	5, Chase Hunter, 12/17/24 at South Carolina <i>8, Marcquise Reed, 2/21/18 at Virginia Tech*</i>	3FG	7, Tyrese Hunter, 12/14/24 vs. Memphis <i>8, Lamar Peters, 12/8/18 vs. Mississippi State</i>
3FGA	8, 3x, last by Chase Hunter, 12/17/24 at South Carolina <i>20, Marcquise Reed, 2/21/18 at Virginia Tech</i>	3FGA	11, Tyrese Hunter, 12/14/24 vs. Memphis <i>16, Claudell Harris Jr., 3/13/24 vs. Boston College</i>
3FG Perfection	3, Chase Hunter, 11/4/24 vs. Charleston Southern <i>5, Gabe DeVoe, 11/24/17 vs. Texas Southern</i>	3FG Perfection	1, 5x, last by Aidan Cammann, 1/1/25 vs. Stanford <i>5, last by Chris Childs, 11/15/21 vs. Bryant</i>
FT	6, 6x, last by Chase Hunter, 1/1/25 vs. Stanford <i>16, Milton Jennings, 1/27/13 vs. Virginia Tech</i>	FT	7, 4x, last by Andrej Stojakovic, 1/4/25 vs. California <i>15, Marcus Georges-Hunt, 3/9/16 at Georgia Tech</i>
FTA	7, 3x, last by Chase Hunter, 12/17/24 at South Carolina <i>18, Milton Jennings, 1/27/13 vs. Virginia Tech</i>	FTA	10, Jamarii Thomas, 12/17/24 at South Carolina <i>16, Marcus Georges-Hunt, 3/9/16 at Georgia Tech</i>
FT Perfection	6, 4x, last by Chase Hunter, 1/1/25 vs. Stanford <i>10, Brevin Galloway, 2/25/23 at NC State; Joseph Girard III, 2/24/24 vs. Florida State</i>	FT Perfection	6, Collin Murray-Boyles, 12/17/24 at South Carolina <i>8, Sean Pedulla, 1/10 at Virginia Tech; Tae Davis, 3/2 at Notre Dame</i>
Rebounds	20, Ian Schieffelin, 12/3/24 vs. Kentucky <i>20, Ian Schieffelin, 12/3/24 vs. Kentucky</i>	Rebounds	13, Maxime Raynaud, 1/1/25 vs. Stanford <i>20, John Mooney, 3/9/19 at Notre Dame</i>
Offensive Reb.	8, Ian Schieffelin, 12/3/24 vs. Kentucky <i>9, Ian Schieffelin, 11/7 vs. The Citadel; PJ Hall, 1/16/24 vs. Georgia Tech</i>	Offensive Reb.	4, 3x, last by Moussa Cisse/PJ Haggerty, 12/14/24 vs. Memphis <i>8, Jordan Murphy, 11/30/15 at Minnesota</i>
Assists	8, Ian Schieffelin, 11/26/24 vs. Penn State <i>11, last by Chase Hunter, 2/22/23 vs. Syracuse</i>	Assists	11, Ace Baldwin Jr., 11/26/24 vs. Penn State <i>13, Kendall Marshall, 2/18/12 at North Carolina</i>
Blocks	5, Viktor Lakhin, 1/1/25 vs. Stanford <i>8, last by Landry Nnoko, 2/6/16 at Virginia Tech</i>	Blocks	3, Yanic Konan Niederhauser, 11/26/24 vs. Penn State; Amari Williams, 12/3/24 vs. Kentucky <i>7, James Banks III, 2/6/19 at Georgia Tech</i>
Steals	6, Dillon Hunter, 1/1/25 vs. Stanford <i>6, Avry Holmes, 2/13/16 vs. Georgia Tech</i>	Steals	3, 3x, last by Parker Friedrichsen, 12/21/24 vs. Wake Forest <i>6, Makai Ashton-Langford, 1/31/23 at Boston College</i>
Minutes	41, 2x, last by Chase Hunter, 12/17/24 at South Carolina <i>^48, KJ McDaniels, 3/2/14 vs. Maryland</i>	Minutes	44, PJ Haggerty, 12/14/24 vs. Memphis <i>^45, Eric Atkins, 2/11/14 at Notre Dame</i>

^ - denotes one overtime period, \* - denotes school record

## 2024-25 TEAM HIGHS & LOWS

CLEMSON		OPPONENT	
	HIGHS		LOWS
Points	91, 11/4 vs. Charleston Southern	Points	91, 12/17 at South Carolina
1st Half Points	48, 11/4 vs. Charleston Southern	1st Half Points	36, 11/17 at Boise State; 11/26 vs. Penn State
2nd Half Points	54, 12/17 at South Carolina	2nd Half Points	48, 11/17 at Boise State
1st Half FG%	57.7, 2x, last 1/4 vs. California	1st Half FG%	51.7, 11/26 vs. Penn State
2nd Half FG%	66.7, 1/4 vs. California	2nd Half FG%	72.7, 12/17 at South Carolina
Scoring Margin	+29, 11/21 vs. Radford	FG	31, 12/14 vs. Memphis
FG	33, 11/8 vs. Saint Francis	FGA	63, 12/3 vs. Kentucky
FGA	68, 11/17 at Boise State	FG%	51.7, 2x, 12/17 at South Carolina
FG%	62.0, 1/4 vs. California	3FG	12, 12/14 vs. Memphis
3FG	12, 11/8 vs. Saint Francis	3FGA	27, 12/3 vs. Kentucky
3FGA	31, 2x, last 12/21 vs. Wake Forest	3FG% (Min. 10)	48.0, 12/14 vs. Memphis
3FG% (Min. 10)	52.4, 11/4 vs. Charleston Southern	FT	27, 11/17 at Boise State
FT	21, 1/1 vs. Stanford	FTA	34, 12/17 at South Carolina
FTA	24, 2x, last 1/1 vs. Stanford	FT% (Min. 10)	91.7, 1/1 vs. Stanford
FT% (Min. 10)	93.8, 12/21 vs. Wake Forest	Rebounds	44, 12/3 vs. Kentucky
Rebounds	44, 12/3 vs. Kentucky	Offensive Reb.	15, 12/3 vs. Kentucky
Offensive Reb.	19, 11/12 vs. Eastern Kentucky	Rebound Margin	+17, 11/25 vs. San Francisco
Rebound Margin	+17, 11/25 vs. San Francisco	Assists	19, 11/8 vs. Saint Francis
Assists	19, 11/8 vs. Saint Francis	Turnovers	16, 11/8 vs. Saint Francis
Turnovers	16, 11/8 vs. Saint Francis	Blocks	9, 12/3 vs. Kentucky
Blocks	9, 12/3 vs. Kentucky	Steals	16, 1/1 vs. Stanford
Steals	16, 1/1 vs. Stanford	Fouls	24, 11/17 at Boise State
Fouls	24, 11/17 at Boise State		

## TEAM HIGHS & LOWS UNDER BROWNELL

CLEMSON		OPPONENT	
	HIGHS		LOWS
Points	109, 12/22/23 vs. Queens	Points	109, 2/5/17 at Florida State
1st Half Points	69, 12/22/23 vs. Queens	1st Half Points	51, 2/5/17 at Florida State
2nd Half Points	56, last on 1/16/18 at North Carolina	2nd Half Points	60, 1/3/24 at Miami (Fla.)
1st Half FG%	71.1, 12/22/23 vs. Queens	1st Half FG%	64.0, 3/4/12 at Florida State
2nd Half FG%	85.0, 1/12/11 vs. Georgia Tech	2nd Half FG%	75.0, 1/3 at Miami (Fla.)
Scoring Margin	+45, 11/14/14 vs. Florida A&M	FG	41, 2/5/17 at Florida State
FG	43, 12/22/23 vs. Queens	FGA	79, 3/2/14 vs. Maryland
FGA	73, 3/4/12 at Florida State	FG%	66.1, 2/5/17 at Florida State
FG%	69.2, 1/12/11 vs. Georgia Tech	3FG	19, 12/8/18 vs. Mississippi State
3FG	15, 1/30/18 vs. North Carolina	3FGA	42, 12/22/23 vs. Queens
3FGA	36, last on 2/21/18 at Virginia Tech	3FG% (Min. 10)	72.7, 2/7/12 vs. Maryland
3FG% (Min. 10)	78.6, 1/12/11 vs. Georgia Tech	FT	25, last on 2/15/22 at Florida State
FT	32, 1/10/16 vs. Louisville	FTA	35, 1/22/11 at Maryland
FTA	46, 11/12/10 vs. Western Carolina	FT% (Min. 10)	100.0, 3/13/24 vs. Boston College
FT% (Min. 10)	100.0, 1/31/23 at Boston College (16-16)	Rebounds	63, 3/2/14 vs. Maryland
Rebounds	51, last on 12/18/21 vs. South Carolina	Offensive Reb.	26, 2/5/17 at Florida State
Offensive Reb.	23, last on 12/13/16 vs. SC State	Turnovers	25, 1/1/13 vs. The Citadel
Rebound Margin	+32, 12/29/23 vs. Radford	Blocks	11, 12/22/21 at Virginia
Assists	28, 2/22/23 vs. Syracuse	Steals	17, 12/12/20 vs. Alabama
Turnovers	22, 2/5/17 at Florida State	Fouls	32, 11/12/10 vs. Western Carolina
Blocks	12, last on 11/17/13 vs. South Carolina		
Steals	16, 1/1/13 vs. The Citadel; 1/1/25 vs. Stanford		
Fouls	26, 1/17/23 at Wake Forest		

# GAME-BY-GAME RESULTS

Opponent	Score	By Periods	FGM-A-Pct.	3FGM-A-Pct	FTM-A-Pct.	Reb (O-D)	PF-DQ	A	TO	BS	S	1H-FG%	2H-FG%	Bench
H-Charleston Southern	64	24-40	20-50-.400	11-25-.440	13-27-.481	34 (11-23)	18-0	13	18	0	5	.333	.462	13
<b>Clemson</b>	<b>91</b>	<b>48-43</b>	<b>32-65-.492</b>	<b>11-21-.524</b>	<b>16-24-.667</b>	<b>40 (13-27)</b>	<b>20-0</b>	<b>16</b>	<b>7</b>	<b>6</b>	<b>9</b>	<b>.485</b>	<b>.500</b>	<b>40</b>
H-Saint Francis	62	20-42	22-56-.393	8-20-.400	10-14-.714	24 (7-17)	14-0	9	16	0	10	.276	.519	22
<b>Clemson</b>	<b>88</b>	<b>41-47</b>	<b>33-56-.589</b>	<b>12-27-.444</b>	<b>10-17-.588</b>	<b>36 (8-28)</b>	<b>16-0</b>	<b>19</b>	<b>16</b>	<b>4</b>	<b>12</b>	<b>.5552</b>	<b>.630</b>	<b>24</b>
H-Eastern Kentucky	62	36-26	26-61-.426	6-25-.240	4-5-.800	32 (13-19)	18-0	5	15	5	6	.389	.480	14
<b>Clemson</b>	<b>75</b>	<b>42-33</b>	<b>28-61-.459</b>	<b>7-24-.292</b>	<b>12-19-.632</b>	<b>41 (19-22)</b>	<b>10-0</b>	<b>17</b>	<b>13</b>	<b>4</b>	<b>8</b>	<b>.457</b>	<b>.462</b>	<b>15</b>
A-Boise State	84	36-48	25-55-.455	7-24-.292	27-30-.900	42 (11-31)	17-0	14	12	3	5	.385	.517	21
<b>Clemson</b>	<b>71</b>	<b>35-36</b>	<b>25-68-.368</b>	<b>6-25-.240</b>	<b>15-20-.750</b>	<b>34 (14-20)</b>	<b>24-0</b>	<b>8</b>	<b>8</b>	<b>1</b>	<b>7</b>	<b>.412</b>	<b>.324</b>	<b>8</b>
H-Radford	51	26-25	17-55-.309	4-20-.200	13-19-.684	31 (11-20)	22-0	2	11	1	9	.321	.296	37
<b>Clemson</b>	<b>79</b>	<b>38-41</b>	<b>25-49-.510</b>	<b>11-23-.478</b>	<b>18-22-.818</b>	<b>36 (6-30)</b>	<b>18-0</b>	<b>12</b>	<b>11</b>	<b>4</b>	<b>5</b>	<b>.542</b>	<b>.480</b>	<b>30</b>
N-San Francisco	55	29-26	20-51-.392	8-24-.333	7-7-1.000	23 (5-18)	15-0	12	13	0	5	.458	.333	19
<b>Clemson</b>	<b>70</b>	<b>24-46</b>	<b>28-58-.483</b>	<b>7-17-.412</b>	<b>7-10-.700</b>	<b>40 (14-26)</b>	<b>14-0</b>	<b>14</b>	<b>12</b>	<b>2</b>	<b>7</b>	<b>.333</b>	<b>.643</b>	<b>19</b>
N-Penn State	67	36-31	26-56-.464	4-18-.222	11-15-.733	34 (10-24)	19-0	18	17	5	5	.517	.407	13
<b>Clemson</b>	<b>75</b>	<b>38-37</b>	<b>25-57-.439</b>	<b>9-19-.474</b>	<b>16-20-.800</b>	<b>34 (11-23)</b>	<b>15-0</b>	<b>17</b>	<b>13</b>	<b>3</b>	<b>7</b>	<b>.577</b>	<b>.323</b>	<b>12</b>
H-Florida A&M	58	32-26	23-55-.418	11-26-.423	1-6-.167	27 (7-20)	16-0	11	16	1	7	.448	.385	40
<b>Clemson</b>	<b>86</b>	<b>38-48</b>	<b>30-60-.500</b>	<b>9-25-.360</b>	<b>17-20-.850</b>	<b>41 (13-28)</b>	<b>9-0</b>	<b>15</b>	<b>9</b>	<b>1</b>	<b>9</b>	<b>.448</b>	<b>.548</b>	<b>25</b>
H-Kentucky	66	30-36	24-63-.381	7-27-.259	11-18-.611	44 (15-29)	20-0	11	12	6	6	.313	.452	7
<b>Clemson</b>	<b>70</b>	<b>37-33</b>	<b>24-65-.369</b>	<b>8-25-.320</b>	<b>14-19-.737</b>	<b>44 (15-29)</b>	<b>15-0</b>	<b>13</b>	<b>8</b>	<b>9</b>	<b>6</b>	<b>.342</b>	<b>.407</b>	<b>15</b>
A-Miami (Fla.)	55	24-31	23-56-.411	4-25-.160	5-6-.833	36 (12-24)	11-0	5	13	2	3	.407	.414	31
<b>Clemson</b>	<b>65</b>	<b>25-40</b>	<b>23-58-.397</b>	<b>9-27-.333</b>	<b>10-12-.833</b>	<b>34 (12-22)</b>	<b>12-0</b>	<b>10</b>	<b>7</b>	<b>3</b>	<b>4</b>	<b>.323</b>	<b>.481</b>	<b>7</b>
H-Memphis	87	33-39-15	31-60-.517	12-25-.480	13-17-.765	34 (10-24)	16-1	17	16	3	5	.500	.571	13
<b>Clemson</b>	<b>82</b>	<b>32-40-10</b>	<b>30-67-.448</b>	<b>10-31-.323</b>	<b>12-15-.800</b>	<b>33 (12-21)</b>	<b>16-0</b>	<b>16</b>	<b>13</b>	<b>3</b>	<b>6</b>	<b>.382</b>	<b>.519</b>	<b>14</b>
A-South Carolina	91	34-46-11	30-58-.517	7-17-.412	24-34-.706	35 (11-24)	16-2	16	12	4	4	.379	.727	12
<b>Clemson</b>	<b>88</b>	<b>26-54-8</b>	<b>30-64-.469</b>	<b>9-21-.429</b>	<b>19-21-.905</b>	<b>28 (8-28)</b>	<b>23-3</b>	<b>13</b>	<b>10</b>	<b>2</b>	<b>7</b>	<b>.310</b>	<b>.633</b>	<b>17</b>
H-Wake Forest	62	31-31	25-50-.500	3-13-.231	9-12-.750	32 (5-27)	17-0	5	19	1	10	.444	.565	12
<b>Clemson</b>	<b>73</b>	<b>40-33</b>	<b>24-61-.393</b>	<b>10-31-.323</b>	<b>15-16-.938</b>	<b>32 (10-22)</b>	<b>12-0</b>	<b>17</b>	<b>12</b>	<b>3</b>	<b>11</b>	<b>.387</b>	<b>.400</b>	<b>19</b>
H-Stanford	71	41-30	27-61-.443	6-21-.286	11-12-.917	36 (14-22)	20-0	8	17	4	6	.455	.429	14
<b>Clemson</b>	<b>85</b>	<b>43-42</b>	<b>28-58-.483</b>	<b>8-19-.421</b>	<b>21-24-.875</b>	<b>32 (11-21)</b>	<b>14-0</b>	<b>14</b>	<b>10</b>	<b>6</b>	<b>16</b>	<b>.500</b>	<b>.464</b>	<b>15</b>
H-California	68	36-32	26-57-.456	6-17-.353	10-16-.625	22 (9-13)	14-0	6	6	0	5	.484	.423	11
<b>Clemson</b>	<b>80</b>	<b>39-41</b>	<b>31-50-.620</b>	<b>8-18-.444</b>	<b>10-12-.833</b>	<b>32 (7-25)</b>	<b>16-0</b>	<b>18</b>	<b>12</b>	<b>3</b>	<b>5</b>	<b>.577</b>	<b>.667</b>	<b>14</b>



# SEASON STATISTICS



## 2024-25 Clemson Men's Basketball Combined Team Statistics All games

Page 1/1  
as of Jan 05, 2025

### Game Records

Record	Overall	Home	Away	Neutral
ALL GAMES	12-3	9-1	1-2	2-0
CONFERENCE	4-0	3-0	1-0	0-0
NON-CONFERENCE	8-3	6-1	0-2	2-0

### Score by Periods

Team	1st	2nd	OT	TOT
Clemson	546	614	18	1178
Opponents	468	509	26	1003

### Team Box Score

No.	Player	Overall			Total			3-Point		F-Throw		Rebounds				Other				PTS	AVG	
		GP-GS	MIN	AVG	FG-FGA	FG%	3FG-3FGA	3FG%	FT-FTA	FT%	OFF	DEF	TOT	AVG	PF	DQ	A	TO	BLK			STL
1	HUNTER, Chase	15-15	499:02	33.3	90-183	.492	35-83	.422	45-51	.882	6	36	42	2.8	26	0	37	22	2	20	260	17.3
4	SCHIEFFELIN, Ian	15-15	505:11	33.7	74-161	.460	14-43	.326	42-55	.764	51	111	162	10.8	29	1	44	30	11	14	204	13.6
0	LAKHIN, Viktor	15-14	333:10	22.2	60-123	.488	10-26	.385	31-40	.775	30	59	89	5.9	42	1	24	25	28	18	161	10.7
11	ZACKERY, Jaeden	15-15	503:50	33.6	48-117	.410	13-46	.283	32-36	.889	13	26	39	2.6	34	1	50	20	0	33	141	9.4
7	WIGGINS, Chauncey	15-15	363:05	24.2	50-112	.446	21-54	.389	13-18	.722	14	32	46	3.1	20	1	14	18	3	3	134	8.9
2	HUNTER, Dillon	14-0	294:43	21.1	28-70	.400	12-39	.308	16-23	.696	7	27	34	2.4	25	0	22	8	1	16	84	6.0
3	HEIDBREDEER, Jake	13-0	172:38	13.3	18-37	.486	14-28	.500	12-12	1.000	6	8	14	1.1	12	0	10	5	0	5	62	4.8
10	JONES, Del	15-0	159:56	10.7	20-46	.435	8-24	.333	4-6	.667	5	16	21	1.4	17	0	10	13	1	2	52	3.5
6	FOSTER, Myles	14-0	97:45	7.0	16-27	.593	3-4	.750	9-19	.474	12	13	25	1.8	14	0	3	9	4	3	44	3.1
5	THOMAS, Asa	8-0	17:22	2.2	4-6	.667	4-6	.667	2-3	.667	0	2	2	0.3	1	0	2	2	0	1	14	1.8
14	REEVES, Christian	15-1	88:07	5.9	8-13	.615	0-0	.000	6-8	.750	5	16	21	1.4	11	0	2	8	4	4	22	1.5
32	NAUSEEF, Daniel	4-0	04:11	1.0	0-1	.000	0-0	.000	0-0	.000	0	0	0	0.0	0	0	1	0	0	0	0	0.0
20	KELLY, Matt	3-0	04:10	1.4	0-0	.000	0-0	.000	0-0	.000	0	1	1	0.3	1	0	0	0	0	0	0	0.0
13	LATIFF, Andrew	3-0	04:10	1.4	0-0	.000	0-0	.000	0-0	.000	0	0	0	0.0	1	0	0	0	0	0	0	0.0
35	ROBERTS, Jackson	2-0	02:40	1.3	0-1	.000	0-0	.000	0-0	.000	1	0	1	0.5	1	0	0	0	0	0	0	0.0
Team											23	17	40					1				
<b>Total</b>		<b>15</b>	<b>3050</b>		<b>416-897</b>	<b>.464</b>	<b>134-353</b>	<b>.380</b>	<b>212-271</b>	<b>.782</b>	<b>173</b>	<b>364</b>	<b>537</b>	<b>35.8</b>	<b>234</b>	<b>4</b>	<b>219</b>	<b>161</b>	<b>54</b>	<b>119</b>	<b>1178</b>	<b>78.5</b>
<b>Opponents</b>		<b>15</b>	<b>3050</b>		<b>365-844</b>	<b>.432</b>	<b>104-325</b>	<b>.320</b>	<b>169-238</b>	<b>.710</b>	<b>151</b>	<b>335</b>	<b>486</b>	<b>32.4</b>	<b>258</b>	<b>4</b>	<b>153</b>	<b>213</b>	<b>37</b>	<b>93</b>	<b>1003</b>	<b>66.9</b>

### Team Statistics

	CU	OPP
<b>Scoring</b>	<b>1178</b>	<b>1003</b>
Points per game	78.5	66.9
Scoring margin	+11.7	-
<b>Field goals-att</b>	<b>416-897</b>	<b>365-844</b>
Field goal pct	.464	.432
<b>3 point fg-att</b>	<b>134-353</b>	<b>104-325</b>
3-point FG pct	.380	.320
3-pt FG made per game	8.9	6.9
<b>Free throws-att</b>	<b>212-271</b>	<b>169-238</b>
Free throw pct	.782	.710
F-Throws made per game	14.1	11.3
<b>Rebounds</b>	<b>537</b>	<b>486</b>
Rebounds per game	35.8	32.4
Rebounding margin	+3.4	-
<b>Assists</b>	<b>219</b>	<b>153</b>
Assists per game	14.6	10.2
<b>Turnovers</b>	<b>161</b>	<b>213</b>
Turnovers per game	10.7	14.2
Turnover margin	+3.5	-
Assist/turnover ratio	1.4	0.7
<b>Steals</b>	<b>119</b>	<b>93</b>
Steals per game	7.9	6.2
<b>Blocks</b>	<b>54</b>	<b>37</b>
Blocks per game	3.6	2.5
<b>Winning streak</b>	<b>3</b>	<b>-</b>
Home win streak	3	-
<b>Attendance</b>	<b>78492</b>	<b>29637</b>
Home games-Avg/Game	10-7849	3-9879
Neutral site-Avg/Game	-	2-845

### Team Results

Date	Opponent	Result	Score	Att.
11/04/2024	Charleston So.	W	91-64	7463
11/08/2024	Saint Francis	W	88-62	7571
11/12/2024	Eastern Ky.	W	75-62	7258
11/17/2024	at Boise St.	L	71-84	11275
11/21/2024	Radford	W	79-51	7166
11/25/2024	vs San Francisco	W	70-55	1690
11/26/2024	vs Penn St.	W	75-67	0
11/29/2024	Florida A&M	W	86-58	9000
12/03/2024	Kentucky	W	70-66	9000
12/07/2024	at Miami (FL)	W	65-55	5582
12/14/2024	Memphis	Lot	82-87	8148
12/17/2024	at South Carolina	Lot	88-91	12780
12/21/2024	Wake Forest	W	73-62	6889
01/01/2025	Stanford	W	85-71	8337
01/04/2025	California	W	80-68	7660

# ACC STATISTICS



## 2024-25 Clemson Men's Basketball Combined Team Statistics In Conference games

Page 1/1  
as of Jan 05, 2025

### Game Records

Record	Overall	Home	Away	Neutral
ALL GAMES	4-0	3-0	1-0	0-0
CONFERENCE	4-0	3-0	1-0	0-0
NON-CONFERENCE	0-0	0-0	0-0	0-0

### Score by Periods

Team	1st	2nd	OT	TOT
Clemson	147	156	0	303
Opponents	132	124	0	256

### Team Box Score

No.	Player				Total		3-Point		F-Throw		Rebounds											
		GP-GS	MIN	AVG	FG-FGA	FG%	3FG-3FGA	3FG%	FT-FTA	FT%	OFF	DEF	TOT	AVG	PF	DQ	A	TO	BLK	STL	PTS	AVG
1	HUNTER, Chase	4-4	133:48	33.4	27-55	.491	8-21	.381	13-14	.929	1	10	11	2.8	9	0	10	4	1	5	75	18.8
4	SCHIEFFELIN, Ian	4-4	135:42	33.9	19-38	.500	6-11	.545	9-12	.750	7	24	31	7.8	5	0	8	8	1	3	53	13.3
11	ZACKERY, Jaeden	4-4	143:44	35.9	14-40	.350	1-18	.056	14-15	.933	5	8	13	3.3	6	0	20	7	0	11	43	10.8
7	WIGGINS, Chauncey	4-4	98:35	24.6	15-32	.469	6-14	.429	1-2	.500	4	12	16	4.0	2	0	3	4	2	0	37	9.3
0	LAKHIN, Viktor	4-3	83:49	21.0	13-25	.520	4-6	.667	6-6	1.000	8	15	23	5.8	12	0	10	5	11	7	36	9.0
3	HEIDBREDER, Jake	4-0	57:30	14.4	7-14	.500	6-12	.500	4-4	1.000	3	2	5	1.3	3	0	2	1	0	1	24	6.0
2	HUNTER, Dillon	4-0	85:21	21.3	5-12	.417	2-9	.222	5-6	.833	2	5	7	1.8	9	0	6	4	0	8	17	4.3
6	FOSTER, Myles	4-0	19:17	4.8	3-4	.750	0-0	.000	2-3	.667	0	1	1	1.0	3	0	0	1	0	0	8	2.0
10	JONES, Del	4-0	18:34	4.6	2-5	.400	2-4	.500	0-0	.000	1	3	4	1.0	1	0	0	5	0	0	6	1.5
14	REEVES, Christian	4-1	23:40	5.9	1-2	.500	0-0	.000	2-2	1.000	1	5	6	1.5	4	0	0	2	0	1	4	1.0
Team											8	5	13									
<b>Total</b>		<b>4</b>	<b>800</b>		<b>106-227</b>	<b>.467</b>	<b>35-95</b>	<b>.368</b>	<b>56-64</b>	<b>.875</b>	<b>40</b>	<b>90</b>	<b>130</b>	<b>32.5</b>	<b>54</b>	<b>0</b>	<b>59</b>	<b>41</b>	<b>15</b>	<b>36</b>	<b>303</b>	<b>75.8</b>
<b>Opponents</b>		<b>4</b>	<b>800</b>		<b>101-224</b>	<b>.451</b>	<b>19-75</b>	<b>.253</b>	<b>35-46</b>	<b>.761</b>	<b>40</b>	<b>86</b>	<b>126</b>	<b>31.5</b>	<b>62</b>	<b>0</b>	<b>24</b>	<b>55</b>	<b>7</b>	<b>24</b>	<b>256</b>	<b>64.0</b>

### Team Statistics

	CU	OPP
<b>Scoring</b>	<b>303</b>	<b>256</b>
Points per game	75.8	64.0
Scoring margin	+11.8	-
<b>Field goals-att</b>	<b>106-227</b>	<b>101-224</b>
Field goal pct	.467	.451
<b>3 point fg-att</b>	<b>35-95</b>	<b>19-75</b>
3-point FG pct	.368	.253
3-pt FG made per game	8.8	4.8
<b>Free throws-att</b>	<b>56-64</b>	<b>35-46</b>
Free throw pct	.875	.761
F-Throws made per game	14.0	8.8
<b>Rebounds</b>	<b>130</b>	<b>126</b>
Rebounds per game	32.5	31.5
Rebounding margin	+1.0	-
<b>Assists</b>	<b>59</b>	<b>24</b>
Assists per game	14.8	6.0
<b>Turnovers</b>	<b>41</b>	<b>55</b>
Turnovers per game	10.3	13.8
Turnover margin	+3.5	-
Assist/turnover ratio	1.4	0.4
<b>Steals</b>	<b>36</b>	<b>24</b>
Steals per game	9.0	6.0
<b>Blocks</b>	<b>15</b>	<b>7</b>
Blocks per game	3.8	1.8
<b>Winning streak</b>	<b>4</b>	<b>-</b>
Home win streak	3	-
<b>Attendance</b>	<b>22886</b>	<b>5582</b>
Home games-Avg/Game	3-7629	1-5582
Neutral site-Avg/Game	-	0-0

### Team Results

Date	Opponent		Score	Att.
12/07/2024	at Miami (FL)	W	65-55	5582
12/21/2024	Wake Forest	W	73-62	6889
01/01/2025	Stanford	W	85-71	8337
01/04/2025	California	W	80-68	7660

