



This Game:
[18/17] CLEMSON Tigers
(21-5, 13-2 ACC)
 at
SMU Mustangs
(20-6, 11-4 ACC)
 Saturday, February 22
 3 p.m. CT
 Dallas, Texas - David B. Miller Court
 at Moody Coliseum
 TV: ACCN
 (Wes Durham, Dan Bonner)
 SMU Radio: SMU App / Varsity
 Network App / SiriusXM 385, 975
 (Rich Phillips, Scott Garner)

Next Game:
SMU Mustangs
 at CAL Golden Bears
 Wed., Feb. 26 - 10pm CT/8pm PT
 Berkeley, California
 Haas Pavilion
 TV: ESPNU
SMU Radio: SMU App / Varsity
 Network App / SiriusXM
 (Rich Phillips, Scott Garner)

Following Game:
SMU Mustangs
 at STANFORD Cardinal
 Saturday, March 1 - 4pm CT/2pm PT
 Stanford, California
 Maples Pavilion
 TV: ACCN
SMU Radio: SMU App / Varsity
 Network App / SiriusXM
 (Rich Phillips, Scott Garner)

Head Coach**Andy Enfield**
Overall.....**281-181 (14th season)**
At SMU.....**20-6 (1st season)**
 Location (Enrollment).....Dallas, Texas (12,385)
 Conference.....ACC
 Colors.....Red & Blue
 Arena.....Moody Coliseum (7,000)
 Court.....David B. Miller Court
 President.....Dr. R. Gerald Turner
 Director of Athletics.....Rick Hart
 Basketball SID.....Herman Hudson / hermanh@smu.edu
 Office/Cell Phone.....214-768-1304 / 214-924-0358
 Website.....SMUMustangs.com
 Facebook...../SMUMustangs, /SMUBasketball
 Twitter.....@SMUMustangs, @SMUBasketball,
#PonyUp, #MoodyMagic
 Instagram.....@SMU.Mustangs, @SMUBasketball
 Mobile App.....SMUMustangs.com/App
 Credentials.....SMUMustangs.com/media

SMU Basketball
 120 All-League Honors
 24 Selections In The NBA Draft
 16 Conference Titles
 20 Postseasons
 12 NCAA Tournaments
 13 League Players Of The Year
 12 All-American Selections
 1 Final Four

2024-25 SMU Men's Basketball • Acrisure Holiday Invitational Champions
Matt Cross - ACC Player of the Week (Dec. 16) • Boopie Miller - Acrisure Holiday Invitational MVP
Samet Yiğitoğlu - ESPN No. 4 Top International Prospects
#MoodyMagic - Since renovation for 2013-14 season
Receiving votes or ranked in AP &/or Coaches Poll in 8 of 11 seasons (2013-14 to 2023-24), high of No. 8
2014-15 & 2016-17 AAC Season & Tournament Champs, NCAA Tournament
NIT 2014 (Final), 2021, 2022, 2024 • 2015-16 Las Vegas Classic Champs • 2019-20 Southwestern
Showdown Champs • 3 NBA Draft Picks • 4 AAC Players of the Year • 4 AP All-America Honorable
Mention • Academic All-American • 3 Wooden Award Watch List • 4 Naismith Trophy Watch List •
Karl Malone Award Watch List • 3 Bob Cousy Award Watch List • 4 Lute Olson Award Watch List •
Jerry West Award Watch List • Oscar Robertson Trophy Watch List • 14 NABC All-District •
6 USBWA All-District • 2 NABC College All-Stars • 6 All-AAC 1st Team • 9 All-AAC 2nd Team •
4 All-AAC 3rd Team • 3 AAC Sixth Man of the Year • 2 NABC Good Works Team Nominees •
2 Senior CLASS Award Nominees • 12 NABC Honors Court • 36 AAC All-Academic Team

2024-25 SCHEDULE AND RESULTS

Day	Date	Opponent (TV)	Time/Result	Record
Mon.	N4	Tarleton State (ACCNX)	W, 96-62	1-0
Thu.	N7	Florida A&M (ACCNX)	W, 102-73	2-0
Mon.	N11	UNC Greensboro (ACCNX)	W, 81-68	3-0
Fri.	N15	at Butler (FS2)	L, 81-70	3-1
Mon.	N18	Prairie View A&M (ACCNX)	W, 110-69	4-1
Fri.	N22	[rv/rv] Mississippi St (ACCNX)	L, 84-79	4-2
Acrisure Holiday Invitational (Palm Springs, Calif. – Acrisure Arena)				
Tue.	N26	vs Cal Baptist (TruTV)	W, 79-77	5-2
Wed.	N27	vs Washington State (TruTV)	W, 77-60	6-2
Tue.	D3	Alabama State (ACCNX)	W, 101-72	7-2
Sat.	D7	Virginia * (The CW)	W, 63-51	8-2, 1-0
Compete 4 Cause Classic (Frisco, Texas – Comerica Center)				
Sat.	D14	vs [-/rv] LSU (ESPNU)	W, 74-64	9-2
Sat.	D21	at Boston College * (The CW)	W, 103-77	10-2, 2-0
Sun.	D29	Longwood (ACCNX)	W, 98-82	11-2
Sat.	J4	[4/4] Duke * (The CW)	L, 89-62	11-3, 2-1
Tue.	J7	at North Carolina * (ACCN)	L, 82-67	11-4, 2-2
Sat.	J11	Georgia Tech * (ESPN2)	W, 93-71	12-4, 3-2
Wed.	J15	at Virginia * (ACCN)	W, 54-52	13-4, 4-2
Sat.	J18	at Miami * (ESPNU)	W, 117-74	14-4, 5-2
Tue.	J21	[25/rv] Louisville * (ACCN)	L, 98-73	14-5, 5-3
Sat.	J25	at NC State * (The CW)	W, 63-57	15-5, 6-3
Wed.	J29	Cal * (ACCN)	W, 76-65	16-5, 7-3
Sat.	F1	Stanford * (ACCN)	W, 85-61	17-5, 8-3
Wed.	F5	at Virginia Tech * (ACCN)	W, 81-75	18-5, 9-3
Tue.	F11	Pitt * (ACCN)	W, 83-63	19-5, 10-3
Sat.	F15	Wake Forest * (ACCN)	L, 77-66	19-6, 10-4
Wed.	F19	at Notre Dame * (ACCN)	W, 97-73	20-6, 11-4
Sat. F22 [18/17] Clemson * (ACCN) 3pm CT				
Wed.	F26	at Cal * (ESPNU)	10pm CT/8pm PT	
Sat.	M1	at Stanford * (ACCN)	4pm CT/2pm PT	
Tue.	M4	Syracuse * (ESPN2/U)	8pm CT	
Sat.	M8	at Florida State * (ESPNU)	4pm ET/3pm CT	
Mar. 11-15 T. Rowe Price ACC Tournament (Charlotte, NC - Spectrum Center)				
* Atlantic Coast Conference game				
Home games on David B. Miller Court at Moody Coliseum (7,000)				
SMU audio is available on the SMU App				
Tickets at SMUMustangs.com or 214-SMU-GAME (768-4263)				
Dates and times subject to change				

No.	Name	Pos.	Ht.	Wt.	Yr-Exp	Hometown (Previous School / High School)
PREVIOUS GAME STARTERS						
0	B.J. Edwards	G	6-3	185	Jr.-1L	Knoxville, Tenn. (Tennessee / Knoxville Catholic HS)
3	Chuck Harris	G	6-4	190	Sr.-1L	Ashburn, Va. (Butler /Gonzaga College HS [D.C.]
8	Kario Oquendo	G	6-4	220	Sr.-TR	Titusville, Fla. (Oregon / Georgia / Astronaut HS)
24	Samet Yiğitoğlu	C	7-2	265	Fr.-HS	Istanbul, Türkiye
33	Matt Cross	F	6-7	230	Sr.-TR	Beverly, Mass. (UMass / Louisville / Miami (FL) / Brewster Academy (NH))
RESERVES						
1	Chance Puryear	F	6-7	190	Fr.-HS	Dallas, Texas (Carter HS)
2	Boopie Miller	G	6-0	175	Jr.-TR	Chicago, Ill. (Wake Forest / Central Michigan / Victory Rock (FL))
5	Tibet Görener	F	6-9	205	Sr.-TR	Istanbul, Türkiye (San Jose St / Arizona / Orange Lutheran (CA))
10	AJ George	G	6-6	190	Jr.-TR	Fresno, Calif. (Long Beach State / Hoover HS)
13	Mitchell Holmes	F	6-11	215	Fr.-HS	Fort Worth, Texas (Link Year Prep [Mo.] / The Oakridge School)
20	Jerrell Colbert	F	6-10	235	Jr.-TR	Houston, Texas (Kansas State / LSU / Houston HS (TN))
21	Yohan Traore	F	6-11	235	Jr.-TR	Tours, France (UC Santa Barbara / Auburn / Dream City Christian (AZ))
22	Keon Ambrose-Hylton	F	6-9	220	Sr.-2L	Toronto, Ontario (Alabama / Andrews Osborne Academy)
23	Niccolo Kalischer-Stork	G	6-3	190	Fr.-HS	Los Angeles, Calif. (Harvard-Westlake School)
31	Trey Utter	G	6-0	160	Jr.-2L	Argyle, Texas (Argyle HS)
35	Jackson Young	G	6-2	185	Sr.-2L	Kerrville, Texas (Hawaii Pacific / Texas A&M / Tivy HS)

Head Coach: Andy Enfield (Johns Hopkins, 1991)
 Associate Head Coach: Chris Capko (South Florida, 2006)
 Assistant Coach: Jay Morris (Cal State Dominguez Hills, 2010)
 Assistant Coach: Dana Ford (Illinois State, 2006)
 Assistant Coach: Eric Mobley (Portland, 1990)
 Assistant Coach: Kurt Karis (USC, 2018)
 Director of Recruiting: Jeremie Hart (Mary Hardin-Baylor, 2022)
 Chief Strategist: Zach Chu (Richmond, 2015)
 Assistant A.D. for Basketball Operations: Michael Swets (Boston College, 2009)
 Sports Performance Coach for Men's Basketball: Kurtis Shultz (Maryland, 1995)
 Athletic Trainer: Myles Thornton (UIW, 2019)
 Graduate Assistants: Josh Crutchfield (Gordon, 2021), Mia Kaufman (USC, 2024), David Kress (USC, 2024), Dan Porcic (Mount Saint Vincent, 2023)
 Pronunciations: Keon Ambrose-Hylton (hill-ton), Jerrell Colbert (jer-el cole-bert), Tibet Görener (gore-eh-ner), Niccolo Kalischer-Stork (cal-ish-er) Kario Oquendo (carry-oh oh-quenn-doe), Yohan Traore (yo-hahn tray-ore), Samet Yiğitoğlu (yee-geh-toe-lu)

SMU hosts [18/17] Clemson on Saturday at Moody Coliseum in the first meeting between the programs as ACC foes. The Mustangs enter the matchup 20-6 overall and 11-4 in the ACC after a 97-73 road win at Notre Dame on Wednesday. SMU has won six of its last seven games and is 9-2 over the past 11 contests.

In the win at Notre Dame, SMU jumped out to a 25-5 lead en route to the 97-73 victory. The Mustangs shot 58.6% for the game, totaled 10 steals and held the Fighting Irish to 41.8%. Kario Oquendo scored a game-high 25 points, hitting 8-of-10 from the field, 3-of-5 from three and 6-of-7 on free throws. Three other Mustangs scored in double figures with Matt Cross adding 14 points and nine rebounds, Samet Yiğitoğlu scored 14 points with 6 rebounds and Chuck Harris notched 11 points and a season-high seven assists.

CLEMSON.....**Coach Brad Brownell / clemson.tigers.com**
 SIDBen Winterrowd / winterrowd@g.clemson.edu
CALIFORNIA.....**Coach Mark Madsen / calbears.com**
 SIDGerrit Van Genderen / vangenderen_gw@berkeley.edu
STANFORD.....**Coach Kyle Smith / gostanford.com**
 SID.....Zach Reynolds / zreynold@stanford.edu

SMU vs Clemson (1-1) (0-1 +) H: 0-0 A: 0-0 N: 1-1 (N: 0-1 +)
 1970-71 D18 N^A L 51-67
 2013-14 A1 N- W+ [-/rv] 65-59 (ESPN2)
 ^ Vanderbilt Invitational (Nashville, Tenn.)
 ~ NIT Semifinal (New York, N.Y. - Madison Square Garden)
 + Win vacated [AP/Coaches]

SMU vs California (3-1) (2-1 +) H: 2-1 A: 0-0 N: 1-0 (H: 1-1 +)
 1967-68 D28 H^A L 84-88
 1979-80 D22 N- W 97-88
 2013-14 M26 H# W+ [-/rv] 67-65 (ESPN2)
 2024-25 J29 H W 76-65 (ACCN)
 ^ All-Sports Association Tournament (Dallas, Texas)
 ~ Kentucky Invitational (Lexington, Ky.)
 # NIT Quarterfinal + Win in 2013-14 later vacated [AP/Coaches]



Andy Enfield was named Head Men's Basketball Coach at SMU by Director of Athletics Rick Hart on April 1, 2024.

A proven winner, Enfield burst onto the coaching scene in 2013 when, in his second year as a head coach, he guided Florida Gulf Coast to the Sweet 16 of the NCAA Tournament. Following that success, he was hired by the University of Southern California (USC), where he led the Trojans to five of the last eight NCAA Tournaments, including a run to the Elite Eight in 2021.

Enfield arrived on the Hilltop just three months before the University joined the Atlantic Coast Conference.

He came to SMU after 11 seasons at USC, where he compiled a 220-147 record. Enfield quickly brought success to the basketball program upon his arrival, as the Trojans set a school single-season win record and posted the most wins in program history over two-year, three-year, four-year, five-year, six-year, seven-year and eight-year periods. Enfield's 220 wins ranks third on USC's all-time wins list, trailing only Sam Barry (260) and Forrest Twogood (251). In 13 seasons as a head coach Enfield has a 261-175 mark.

His teams also excelled in the classroom by setting the program's top team GPAs. Enfield brought in eight consecutive Top-30 recruiting classes, with the 2022 class ranking No. 7 and the 2023 class ranking No. 4.

Over his final seven seasons at USC, the Trojans had eight players selected in the NBA Draft, tied for the fifth-most by any program in the country, with Evan Mobley going No. 3 overall in the 2021 NBA Draft and Onyeka Okongwu being selected No. 6 in the 2020 Draft. USC was one of three teams to have had at least one player selected in six of the last seven NBA Drafts. In total, 11 players during Enfield's time at USC have made the NBA.

Enfield captivated the nation in 2013 as the head coach at FGCU, as he guided the first-ever No. 15 seed into the NCAA Sweet Sixteen with impressive wins over second-seeded Georgetown and seventh-seeded San Diego State and introduced the world to "Dunk City," FGCU's high-flying and high-speed offense which often ended with thunderous dunks. Enfield led the Eagles to a school-record 26 wins that season, including a victory over a Miami team that finished ranked No. 5. The Eagles won the Atlantic Sun Tournament in resounding fashion in just the school's second season of NCAA Division I postseason eligibility and became the first team since Florida in 1987 to win the first two NCAA Tournament games it ever played. In his first year at FGCU (2011-12), he led the team to the Atlantic Sun Tournament Championship game.

Prior to FGCU, Enfield spent five years (2006-07 through 2010-11) as an assistant coach at Florida State, helping the Seminoles to three consecutive NCAA Tournament berths (2009-11), including the Sweet 16 in 2011. He helped the Seminoles sign three straight Top-25 classes, with the 2008 class ranking in the Top 10, and build a 2011 FSU roster that featured 11 top-100 recruits and a pair of McDonald's All-Americans.

Enfield began his coaching career in the NBA, serving as the shooting coach for the Milwaukee Bucks for two seasons (1994-96). He then was an assistant coach with the Boston Celtics for two seasons (1998-2000).

Enfield played four seasons (1987-88 through 1990-91) at Johns Hopkins, scoring a program-record 2,025 career points. He set the NCAA all-divisions career free throw percentage record (92.5, hitting 431-of-466 shots). He was a Division III All-America third-team selection in 1991 and was inducted into the school's Athletic Hall of Fame in 2001. He was a GTE Academic All-America first-team selection as a senior and second-teamer as a junior. He was the first basketball player at Johns Hopkins to earn an NCAA Postgraduate Scholarship and was named the NABC Scholar-Athlete of the Year in 1991.

Enfield prepped at Shippensburg (PA) High, earned his economics degree from Johns Hopkins University and has an MBA from the University of Maryland.

Enfield and his wife Amanda are parents to Aila, Lily, and Marcum.

ANDY ENFIELD HEAD COACHING RECORD

OVERALL		W	L	PCT	H	A	N	OT
Year	School	W	L	PCT	W-L	W-L	W-L	W-L
11-12	FGCU	15	17	.469	9-5	5-11	1-1	1-1
12-13	FGCU	26	11	.703	15-1	7-9	4-1	1-2 A-SUN Champs, NCAA Sweet 16
13-14	USC	11	21	.344	8-8	2-10	1-3	1-2
14-15	USC	12	20	.375	8-8	2-9	2-3	0-2
15-16	USC	21	13	.618	16-2	3-7	2-4	1-0 NCAA Rnd 64
16-17	USC	26	10	.722	14-3	6-5	6-2	1-0 NCAA Rnd 32
17-18	USC	24	12	.667	13-5	6-5	5-2	2-2 NIT 2nd Rnd
18-19	USC	16	17	.485	12-5	2-9	2-3	0-3
19-20	USC	22	9	.710	14-2	5-6	3-1	1-1
20-21	USC	25	8	.758	13-2	7-3	5-3	3-0 NCAA Elite Eight
21-22	USC	26	8	.765	13-3	9-3	4-2	1-0 NCAA Rnd 64
22-23	USC	22	11	.667	15-2	5-5	2-4	0-1 NCAA Rnd 64
23-24	USC	15	18	.455	9-6	3-9	3-3	0-3
24-25	SMU	20	6	.769	11-4	6-2	3-0	0-0 Acrisure Holiday Invite Champs
TOTALS		281	181	.608	170-56	68-93	43-32	12-17
					.752	.422	.573	.414

CONFERENCE

Year	School	W	L	PCT	H	A	OT
Year	School	W	L	PCT	W-L	W-L	W-L
11-12	FGCU	8	10	.444	4-5	4-5	1-1
12-13	FGCU	13	5	.722	8-1	5-4	1-2
13-14	USC	2	16	.111	1-8	1-8	0-2
14-15	USC	3	15	.167	3-6	0-9	0-1
15-16	USC	9	9	.500	7-2	2-7	1-0
16-17	USC	10	8	.556	6-3	4-5	0-0
17-18	USC	12	6	.667	7-2	5-4	0-0
18-19	USC	8	10	.444	6-3	2-7	0-2
19-20	USC	11	7	.611	8-1	3-6	1-1
20-21	USC	15	5	.750	8-2	7-3	0-0
21-22	USC	14	6	.700	7-3	7-3	1-0
22-23	USC	14	6	.700	9-1	5-5	0-0
23-24	USC	8	12	.400	6-4	2-8	0-2
24-25	SMU	11	4	.733	5-3	6-1	0-0
TOTALS		138	119	.537	85-44	53-75	5-11
					.659	.414	.313

ANDY ENFIELD CAREER TIMELINE

87-91	Johns Hopkins	Student-Athlete	1991 All-America, Academic All-America, NABC Scholar-Athlete of the Year, NCAA All-Divisions Career FT% Record
94-96	Milwaukee Bucks	Shooting Coach	
98-00	Boston Celtics	Assistant Coach	
06-11	Florida State	Assistant Coach	3 NCAA Tournaments, 2011 Sweet 16
11-13	Florida Gulf Coast	Head Coach	2013 NCAA Sweet 16
13-24	USC	Head Coach	5 NCAA Tournaments, 2021 Elite Eight
24-	SMU	Head Coach	



Press conference in the Miller Event Center on April 2, 2024.
 L to R: Director of Athletics Rick Hart, SMU Board Chair David B. Miller '72, '73, Head Coach Andy Enfield, President R. Gerald Turner

SMU is averaging 82.7 points (1st ACC, 20th NCAA) while shooting 48.2% (2nd ACC, 36th NCAA) overall and 38.3% on threes (2nd ACC, 15th NCAA). The Mustangs are also leading the ACC in total rebounds (39.8, 20th NCAA) and bench points (26.6, 45th NCAA). SMU is second in the ACC in rebound margin (+6.4, 27th NCAA), second in offensive rebounds (13.0, 39th NCAA), second in assists (16.5, 37th NCAA), second in steals (7.8), second in scoring margin (+11.3, 28th NCAA), third in fastbreak points (13.9, 33rd NCAA), third in field-goal defense (40.2%, 29th NCAA), third in assist-to-turnover ratio (1.42, 57th NCAA) and seventh in blocked shots (3.8). SMU is one of seven teams in the top 40 nationally in field-goal percentage and field-goal defense (Duke, Liberty, Auburn, Yale, Bradley).

Boopie Miller is averaging 13.4 points (25th ACC), 5.7 assists (4th ACC, 31st NCAA) and 1.6 steals (7th ACC) with a 2.58 assist-to-turnover ratio (5th ACC, 37th NCAA). Chuck Harris is next in scoring at 12.4 (32nd ACC) while hitting 43.6% from three. B.J. Edwards is averaging 10.2 points (50th ACC), 3.8 assists (10th ACC) and 2.3 steals (2nd ACC, 20th NCAA). Matt Cross has six double-doubles (7th ACC) and is leading the Mustangs in rebounding (8.2, 5th ACC) while adding 12.0 points (38th ACC). The Mustangs are one of two teams with six scoring in double figures (Auburn) with Kario Oquendo (10.9, 44th ACC) and Samet Yiğitoglu (10.8, 45th ACC). Yiğitoglu is second for SMU in rebounds (6.5, 15th ACC) and leading the Mustangs in blocked shots (1.0, 15th ACC).

First-year head coach Andy Enfield took the helm of the SMU program following 11 seasons at USC, where he led the Trojans to five of the last eight NCAA Tournaments, including a run to the Elite Eight in 2021. He took over an SMU program that finished last season 20-13 after earning an NIT bid. That was the Mustangs' sixth postseason berth in the past 10 possible postseasons, including two NCAA bids and four NITs.

INAUGURAL ACC SEASON (11-4): SMU's inaugural ACC home slate includes Virginia (Dec. 7, W 63-51), [4/4] Duke (Jan. 4, L 89-62), Georgia Tech (Jan. 11, W 93-71), [25/rv] Louisville (Jan. 21, L 98-73), Cal (Jan. 29, W 76-65), Stanford (Feb. 1, W 85-61), Pitt (Feb. 11, W 83-63), Wake Forest (Feb. 15, L 77-66), Clemson (Feb. 22) and Syracuse (Mar. 4). The Mustangs' road ACC contests are Boston College (Dec. 21, W 103-77), North Carolina (Jan. 7, L 82-67), Virginia (Jan. 15, W 54-42), Miami (Jan. 18, W 117-74), N.C. State (Jan. 25, W 63-57), Virginia Tech (Feb. 5, W 81-75), Notre Dame (Feb. 19, W 97-73), Cal (Feb. 26), Stanford (Mar. 1) and Florida State (Mar. 8). The ACC Men's Basketball Tournament is March 11-15 at the Spectrum Center in Charlotte, North Carolina.

LAST GAME (W, 97-73 at Notre Dame on Feb. 19): SOUTH BEND, Ind. (AP) -- Kario Oquendo scored 25 points and SMU throttled Notre Dame 97-73 on Wednesday night as the Mustangs improved to 6-1 on the road in their first season in the ACC. SMU (20-6, 11-4) shot 72% in the first half, making 21 of 30 shots. A 9-0 run and a 10-0 run gave the Mustangs a 25-5 lead halfway through the period and they went on to lead 50-25 at halftime. Oquendo had 15 points without missing a shot, going 6 for 6 from the field with two 3-pointers and making his only free throw. Braeden Shrewsberry scored 12 points in the first half for the Fighting Irish (11-15, 5-10), but they shot only 32% and had eight turnovers. SMU's lead was still 25 points five minutes into the second half before Yohan Traore had two three-point plays in a 9-0 run that left the Mustangs ahead 72-38 with 11:40 remaining. The closest Notre Dame would get was 90-69 with about 3 1/2 minutes remaining. Matt Cross had 14 points and nine rebounds for the Mustangs. Samet Yigitoglu also scored 14 points and Chuck Harris added 11 points, seven assists and six rebounds. SMU shot 59% for the game and outrebounded Notre Dame by more than double, 43-20. Shrewsberry made 5 of 8 3-pointers and led Notre Dame with 21 points. Tae Davis had 13 points and Garrett Sundra scored 11.

Postgame Notes


- SMU has won 6 of its past 7 games
- SMU is 6-1 on the road in the ACC (9-2 road/neutral this season)
- SMU had a 10-0 run to go up 25-5 with 9:40 left in the 1st half (26th run of at least 10-0 this season)
- 18th time with 4+ scoring in double figures (16-2)

UP NEXT: SMU heads west to face Cal on Wednesday and Stanford (March 1). The Mustangs host Syracuse for senior night on March 4.



The Mustangs won the Acrisure Holiday Invitational in Palm Springs, California on Nov. 27. SMU defeated Washington State 77-60 in the championship game. Boopie Miller was named tournament MVP.

2024-25 Rankings (Through Feb. 19)					
ALL GAMES - INDIVIDUAL					
		NCAA	ACC Value		
Ast/TO Ratio	Boopie Miller	37	5 2.58		
	B.J. Edwards	77	8 2.28		
Assists	Boopie Miller	40	4 137		
	B.J. Edwards	181	11 98		
Assists/Gm	Boopie Miller	31	4 5.7		
	B.J. Edwards	188	10 3.8		
Blocks	Samet Yigitoglu	269	16 24		
	Jerrell Colbert	321	20 22		
Blocks/Gm	Samet Yigitoglu	215	15 1.04		
	Jerrell Colbert	328	20 0.85		
Dbl-Dbls	Matt Cross	90	7 6		
	Samet Yigitoglu	233	17 3		
	Boopie Miller	338	22 2		
	Yohan Traore	338	22 2		
FG Attempts					
FG Pct.					
FGs					
FT Attempted					
FT Pct.	Boopie Miller	137	8 82.8		
FT Made					
Minutes/Gm					
Points					
Points/Gm	Boopie Miller	453	25 13.4		
	Chuck Harris	598	32 12.4		
	Matt Cross	667	38 12		
	Kario Oquendo	852	44 10.9		
	Samet Yigitoglu	859	45 10.8		
	B.J. Edwards	972	50 10.2		
Rebounds	Matt Cross	70	6 206		
Def. Rebs.	Matt Cross	68	5 5.72		
Off. Rebs.	Matt Cross	129	10 2.52		
	Samet Yigitoglu	156	13 2.39		
Rebs/Gm	Matt Cross	56	5 8.2		
	Samet Yigitoglu	232	15 6.5		
Steals	B.J. Edwards	17	1 59		
	Boopie Miller	201	10 39		
Steals/Gm	B.J. Edwards	20	2 2.27		
	Boopie Miller	147	7 1.63		
	Chuck Harris	339	17 133		
3FG Att.					
3FG Pct					
3PT FG/Gm	Chuck Harris	189	7 2.23		
3PT FGM	Chuck Harris	184	7 58		
Triple-Doubles					
ALL GAMES - TEAM					
		NCAA	ACC Value		
Ast/TO Ratio		57	3 1.42		
Assists		37	2 16.5		
Bench Points		45	1 26.58		
Blocked Shots		107	7 3.8		
Effective FG Pct.		45	2 0.551		
Fast Break Points		33	3 13.88		
FG Pct.		36	2 48.2		
FG Pct. Def.		29	3 40.2		
Personal Fouls		186	13 16.9		
FT Attempts		44	3 22.1		
FT Pct.		135	12 73		
FT Made		45	3 16.2		
Reb. Margin		27	2 6.4		
Def. Rebs.		46	3 26.77		
Off. Rebs.		39	2 13.04		
Reb. Off.		20	1 39.81		
Scoring Def.		169	9 71.4		
Scoring Margin		28	2 11.3		
Scoring Off.		20	1 82.7		
Steals		80	2 7.8		
3FG Attempts		217	13 21.7		
3Pt.FG Pct.		15	2 38.3		
3Pt.FG Pct. Def.		123	5 32.5		
3PT FG Made		115	6 8.3		
TO Margin		155	9 0.6		
Turnovers Forced		175	6 12.19		
Turnovers		154	13 11.6		
W-L Pct.		28	3 76.9		
2024-25 Specialty Stats					
	Off T/O	2ndCh	Paint	FastB	Bench
SMU Avg.	15.7	12.8	37.5	13.9	26.6
Opp. Avg.	13.2	11.0	25.1	8.0	20.7



The Mustangs should have one of the better backcourts in the league in returner **Chuck Harris**, Wake Forest transfer **Boopie Miller** and Oregon transfer **Kario Oquendo**.

- Jeff Barzelle, ESPN College Basketball Insider



Head Coach Andy Enfield and Boopie Miller joined Mark Packer as the ACC Network broadcast from campus for Homecoming.

SERIES VS CLEMSON (1-1+): The teams have met twice. The most recent was in the 2014 NIT semifinal at Madison Square Garden with SMU advancing to the championship via a 65-59 decision. Clemson won the first meeting by a count of 67-51, on Dec. 18, 1970, in the Vanderbilt Invitational in Nashville, Tennessee. (+ officially 0-1, win in 2013-14 vacated)

LAST MEETING VS CLEMSON (W, 65-59 in NIT Semifinal on April 1, 2014): NEW YORK (AP) -- Markus Kennedy had 21 points, including the clinching three-point play, and SMU rallied from 13 down in the second half to beat Clemson 65-59 Tuesday night, sending Hall of Fame coach Larry Brown into the NIT championship game in his old backyard. Nic Moore added 13 points and Nick Russell scored 10 for the Mustangs (27-9), who will play Minnesota or Florida State for the title Thursday night at Madison Square Garden. Rod Hall had 18 points and five assists for third-seeded Clemson (23-13), still looking for its first NIT crown after three trips to the semifinals. High-flying forward K.J. McDaniels, the team's leading scorer at 17.2 points per game, was held to 11 on 4-of-11 shooting. Landry Nnoko and Damarcus Harrison each scored 10 for the Tigers. Harrison had all his points on perfect shooting in the first half, when Clemson shot 56 percent -- including 6 of 9 from 3-point range. But he went 0 for 5 and Hall was 1 of 6 as the Mustangs buckled down after halftime, harassing the Tigers into 6-for-25 shooting (24 percent). Meanwhile, the Mustangs went 13 for 22 (59 percent) in the second half after shooting 37 percent in the first 20 minutes. Kennedy shot 8 for 13 overall and finished with nine rebounds, four fouls and three steals in 24 minutes. SMU trailed 41-28 early in the second half but erased the deficit with a 17-4 spurt as chants of "SMU! SMU!" rang out in the Garden. Russell's 3-pointer tied it at 45 with 10:30 left, and a jumper 5 minutes later by Moore tied it again at 53. After a free throw by Moore, two foul shots from Hall trimmed the deficit to 56-55. Kennedy then scored in the lane before McDaniels dunked on a baseline drive to make it 58-57 with 21 seconds to go. Russell drained two free throws before Hall did the same, leaving the score 60-59 with 8.2 seconds left. That's when Kennedy got free behind the Clemson press and took in a home run pass from Moore for a layup. Kennedy was fouled on the play and hit the free throw to make it 63-59 with 7.2 seconds left. Moore added two foul shots for the final margin.

THE SERIES VS. CALIFORNIA (3-1, 2-1+): This is the first time SMU has played at Cal. The first four meetings were in Dallas or at neutral sites. SMU won the first meeting this season, 76-65, in Dallas. The previous time the teams met, SMU advanced to the 2014 NIT semifinals (67-65) after Nic Moore hit a 3-pointer with 6.5 seconds left at Moody Coliseum. Cal won the first meeting in Dallas by a count of 88-84 in the 1967-68 season. The Mustangs' first win in the series was a 97-88 victory in the Kentucky Invitational in the 1979-80 campaign. (+win in 2014 vacated)

LAST MEETING VS CAL (W, 76-65 on Jan. 29): DALLAS (AP) -- Chuck Harris scored 20 points, Matt Cross had 15 points and 14 rebounds, and SMU defeated California 76-65 on Wednesday. B.J. Edwards had 15 points, nine rebounds and five assists for SMU (16-5, 7-3 ACC), which won for the fifth time in six games. Boopie Miller had 13 points, six rebounds and five assists. The Golden Bears, who trailed by double digits for much of the second half, got within 61-55 near the five-minute mark before a three-point play by Harris helped SMU rebuild a 12-point lead at 67-55 with 3 1/2 minutes to go. A 3-pointer by Cal's Jeremiah Wilkinson cut SMU's lead to 69-62 with 2:25 remaining then the Mustangs wrapped up the win with five made free throws in six attempts. Rytis Petraitis had 18 points and 10 rebounds for Cal (11-10, 4-6). Wilkinson scored 16 points and Javon Blacksher Jr. added 13 points. After a scoring slump of six points in 5 1/2 minutes in which they fell behind 21-17, the high-scoring Mustangs (83.1 points per game) regrouped and scored 22 points in the final 6-plus minutes of the first half. SMU led 39-29 at halftime.

ACC EXPERIENCE: Boopie Miller was at Wake Forest last season where he averaged 15.6 points (13th ACC), 3.5 assists (12th ACC), 1.4 steals (10th ACC). Matt Cross was at UMass the past two season after playing his freshman season at Miami (2020-21) and his sophomore year at Louisville (2021-22).

ACC PLAYER OF THE WEEK: Matt Cross was named ACC Player of the Week on Dec. 16. Cross had a team-high 16 points and a career-high tying 16 rebounds in SMU's 74-64 win over LSU in the Compete 4 Cause Classic at the Comerica Center in Frisco, Texas on Dec. 14. He also had a pair of assists, a steal and a block in 35 minutes.



Head Coach Andy Enfield has had 8 players selected in the past 7 NBA Drafts.

Most Selections Past 7 NBA Drafts (2018-24)


- 20 Duke
- 19 Kentucky
- 9 Kansas
- 9 Michigan
- 8 USC under Andy Enfield
- 8 Alabama
- 8 Connecticut
- 8 Gonzaga
- 8 Tennessee
- 8 Villanova
- 8 UCLA

Most NBA Drafts With A Selection (2018-24)

- 7 of 7 – Duke
- 7 of 7 – Kentucky
- 6 of 7 – USC under Andy Enfield
- 5 of 7 – Alabama
- 5 of 7 – Gonzaga
- 5 of 7 – Tennessee
- 5 of 7 – Villanova
- 5 of 7 – UCLA

NBA Draft Picks under Andy Enfield at USC

- 2024
- 1st Rnd (29) - Isaiah Collier | Jazz
- 2nd Rnd (55) - Bronny James | Lakers
- Free Agent - Boogie Ellis | Kings
- Free Agent - Drew Peterson | Celtics
- 2022
- 2nd Rnd (49) - Isaiah Mobley | Cavaliers
- 2021
- 1st Rnd (3) - Evan Mobley | Cavaliers
- 2020
- 1st Rnd (6) - Onyeka Okongwu | Hawks
- 2019
- 1st Rnd (30) - Kevin Porter Jr. | Bucks
- Free Agent - Jordan McLaughlin | Timberwolves
- 2018
- 2nd Rnd (46) - De'Anthony Melton | Rockets
- 2nd Rnd (49) - Chimezie Metu | Bucks





Head Coach Andy Enfield, Boopie Miller and Chuck Harris attended SMU's first ACC Tipoff in Charlotte, North Carolina.

ACRISURE HOLIDAY INVITATIONAL CHAMPIONS (Nov. 26-27): SMU dominated the second half in a 77-60 victory over Washington State to win the Acrisure Holiday Invitational in Palm Springs, California the night before Thanksgiving. Boopie Miller was named the tournament MVP, averaging 16.0 points and 5.0 assists, which included the game-winning shot with 2.1 seconds left in the 79-77 semifinal win over Cal Baptist. In the victory over Washington State, SMU outscored the Cougars 50-29 in the second half to claim the title. Five Mustangs scored in double figures, led by Boopie Miller with 16 points and five assists. The Mustangs had a 51-25 rebound advantage with Samet Yiğitoğlu recording his first double-double of 12 points and 11 rebounds. Matt Cross finished with seven points and 10 rebounds.

ACTIVE CAREER LEADERS: Matt Cross, Chuck Harris and Boopie Miller are among the NCAA's active career leaders. Cross is 68th in rebounds (751); Harris is 49th in points (1,716), 40th in threes made (257); while Miller is 58th in scoring (14.4), 63rd in assists (421), 32nd in assists average (4.53) and 42nd in assist-to-turnover ratio (1.74).

ASSISTS: SMU is second in the ACC in assists at 16.5 (37th NCAA. Boopie Miller is averaging 5.7 (4th ACC, 31st NCAA). B.J. Edwards is next for the Mustangs at 3.8 (10th ACC). Both are also among the league leaders in assist-to-turnover ratio with Boopie Miller at 2.58 (5th ACC, 37th NCAA) and B.J. Edwards at 2.28 (8th ACC).

ASSISTS 2.0: B.J. Edwards has a 2.35 assist-to-turnover ratio in his career at SMU. That ranks third among those averaging at least 3.0 assists per game. Boopie Miller is at 2.58 this season (5th ACC, 37th NCAA) and B.J. Edwards is at 2.28 on the season (8th ACC).

SMU Career Assist-To-Turnover Ratio (Minimum 3.0 Assists Per Game)

	Ast/TO	Name	Seasons	Assists	Turnovers
1	2.53	Scott Johnson	1983-87	334	132
2	2.38	Jimmy Whitt	2017-19	233	98
---	2.35	B.J. Edwards	2023-25	195	83
3	2.33	Kendric Davis	2019-22	445	191
4	2.32	Billy Allen	1978-80	468	202
5	2.13	Shake Milton	2015-18	337	158
6	2.12	Nic Moore	2013-16	508	240
7	2.11	Butch Moore	1982-86	828	392
8	2.00	Todd Alexander	1987-89	176	88

SMU Season Assist-To-Turnover Ratio (Minimum 3.0 Assists Per Game)

	Ast/TO	Name	Season	Assists	Turnovers
1	3.64	Butch Moore	1985-86	222	61
2	3.17	Kendric Davis	2020-21	130	41
3	2.92	Scott Johnson	1986-87	149	51
4	2.70	Jimmy Whitt	2018-19	119	44
5	2.70	Kendric Davis	2019-20	173	64
---	2.58	Boopie Miller	2024-25	137	53
6	2.56	Shake Milton	2016-17	159	62
7	2.49	Todd Alexander	1987-88	152	61
8	2.38	Billy Allen	1979-80	255	107
9	2.36	Rod Hampton	1990-91	156	66
10	2.35	Butch Moore	1984-85	247	105
---	2.28	B.J. Edwards	2024-25	98	43

BALANCING ACT: The Mustangs have had at least five players in double figures in 11 games (10-1), at least six with 10+ three times (3-0) and seven at 10+ twice (2-0):

- 11/4 vs Tarleton St (6 - First time SMU had six score 10+ since 12/17/15 vs Hampton)
- 11/7 FAMU (5)
- 11/18 Prairie View A&M (5)
- 11/22 Mississippi State (5)
- 11/27 vs Washington State (5)
- 12/3 Alabama State (7 - First time since at least 2004)
- 12/21 at Boston College (5)
- 1/11 Georgia Tech (5)
- 1/18 at Miami (7)
- 2/1 Stanford (5)
- 2/5 at Virginia Tech (5)

AP Top 25 (Feb. 17)

RK	TEAM	REC	PTS
1	Auburn(59)	23-2	1499
2	Florida(1)	22-3	1387
3	Duke	22-3	1382
4	Alabama	21-4	1335
5	Houston	21-4	1290
6	Tennessee	21-5	1147
7	Texas A&M	20-5	1140
8	Iowa State	20-5	1034
9	Texas Tech	20-5	969
10	St. John's	22-4	933
11	Wisconsin	20-5	879
12	Michigan	20-5	734
13	Purdue	19-7	732
14	Michigan State	20-5	724
15	Missouri	19-6	573
16	Marquette	19-6	527
17	Kentucky	17-8	518
18	Clemson	21-5	499
19	Arizona	17-8	362
20	Maryland	20-6	361
21	Mississippi State	18-7	325
22	Memphis	21-5	308
23	Kansas	17-8	193
24	Ole Miss	19-7	177
25	Louisville	20-6	137

Others receiving votes: New Mexico 117, Saint Mary's 63, UCLA 56, Creighton 27, Illinois 22, UConn 20, George Mason 15, Gonzaga 14, High Point 1

Coaches Poll (Feb. 17)

RK	TEAM	REC	PTS
1	Auburn(31)	23-2	775
2	Florida	22-3	712
3	Duke	22-3	704
4	Alabama	21-4	692
5	Houston	21-4	672
6	Tennessee	21-5	605
7	Texas A&M	20-5	570
8	Iowa State	20-5	534
9	St. John's	22-4	501
10	Texas Tech	20-5	488
11	Wisconsin	20-5	441
12	Michigan	20-5	413
13	Michigan State	20-5	407
14	Purdue	19-7	388
15	Marquette	19-6	284
16	Missouri	19-6	272
17	Clemson	21-5	267
18	Arizona	17-8	223
19	Memphis	21-5	184
20	Maryland	20-6	183
21	Kentucky	17-8	162
22	Louisville	20-6	109
23	Mississippi State	18-7	106
24	Saint Mary's	23-4	86
25	Kansas	17-8	69

Others receiving votes: Ole Miss 64, UCLA 49, New Mexico 41, Creighton 37, Gonzaga 15, UConn 11, Illinois 5, UC San Diego 3, VCU 2, George Mason 1



Former President George W. Bush and Laura Bush '68 regularly attend games at Moody Coliseum. The George W. Bush Presidential Library and Museum and the George W. Bush Institute are on the SMU campus.



Matt Cross was ACC Player of the Week on Dec. 16, the first Mustang to earn the honor with 16 points and 16 rebounds in the win over LSU.



MUSTANGS SIGN HIGHEST RANKED

CLASS IN PROGRAM HISTORY

DALLAS (SMU) – Four-star prospects Jermaine O'Neal, Jr., Jaden Toombs and Nigel Walls have signed to play at SMU beginning with the 2025-26 season, Head Coach Andy Enfield announced today. The 2025 signing class is ranked as high as No. 6 nationally, the highest in program history. Walls (6-10, F), from St. Francis Episcopal in Houston, is ranked as high as No. 57 nationally. Toombs and O'Neal Jr. are teammates are Dynamic Prep in Irving, where Toombs (6-10, C) is rated as high as No. 38 nationally and O'Neal Jr. (6-5, F) is listed as high as No. 88 nationally. All three are McDonald's All-American Game nominees.

Walls (6-10, F), from St. Francis Episcopal in Houston, is ranked as high as No. 57 nationally. Toombs and O'Neal Jr. are teammates are Dynamic Prep in Irving, where Toombs (6-10, C) is rated as high as No. 38 nationally and O'Neal Jr. (6-5, F) is listed as high as No. 88 nationally.

SMU Class Rankings

No. 6 ESPN | No. 13 On3 | No. 7 247 Sports

The SMU signing class is the highest in program history, coming in at No. 6 on ESPN.com. That ranks third in the ACC behind No. 1 Duke and No. 5 Notre Dame.

Jermaine O'Neal, Jr. (F, 6-5, 175)

Four-star | No. 88 ESPN | No. 111 On3 | No. 126 247 Sports
Dynamic Prep in Irving, Texas

Jermaine O'Neal Jr. averaged 13.0 points, 6.7 rebounds, 3.0 assists, 1.6 steals and 1.2 blocks as a junior at Dynamic Prep as the team went 23-1 to finish ranked No. 16 nationally in the SCNext Top 25.

Jaden Toombs (C, 6-10, 245)

Four-star | No. 38 ESPN | No. 45 On3 | No. 47 247 Sports
Dynamic Prep in Irving, Texas

Toombs is listed as high as No. 6 nationally at center and as high as No. 3 overall in Texas. He is on the 2024-25 Jersey Mike's Naismith Trophy Boy's High School Player of the Year watch list. He has been part of the USA Basketball program since 2022 and was invited to the USA Junior National Team minicamp in October. He was previously a finalist for the USA Basketball U16 national team and U17 national team. As a junior at Dynamic Prep, he averaged a double-double of 12.8 points, 10.3 rebounds with 2.4 assists and 2.3 blocks at the team went 23-1 to finish ranked No. 16 nationally in the SCNext Top 25.

Nigel Walls (F, 6-10, 195)

Four-star | No. 62 ESPN | No. 57 On3 | No. 58 247 Sports
St. Francis Episcopal in Houston, Texas

In the summer of 2024, Walls averaged 6.8 points, 3.7 rebounds and 1.3 assists in 21.4 minutes in 15 games for JL3 Elite in the Nike EYBL. As a junior at St. Francis Episcopal, he averaged 13.6 points, 8.7 rebounds, 2.3 blocks, 2.0 assists and 1.2 steals.

BEST IN PROGRAM HISTORY: Four-star prospects Jermaine O'Neal, Jr., Jaden Toombs and Nigel Walls have signed to play at SMU beginning with the 2025-26 season, Head Coach Andy Enfield announced today. The 2025 signing class is ranked as high as No. 6 nationally, the highest in program history. Walls (6-10, F), from St. Francis Episcopal in Houston, is ranked as high as No. 57 nationally. Toombs and O'Neal Jr. are teammates are Dynamic Prep in Irving, where Toombs (6-10, C) is rated as high as No. 38 nationally and O'Neal Jr. (6-5, F) is listed as high as No. 88 nationally. All three are McDonald's All-American Game nominees.

- SMU Class Rankings | #6 ESPN | #13 On3 | #7 247 Sports
- Jermaine O'Neal, Jr. (Dynamic Prep in Irving, Texas) | 4-star | #88 ESPN | #111 On3 | #126 247 Sports
- Jaden Toombs (Dynamic Prep in Irving, Texas) | 4-star | #38 ESPN | #45 On3 | #47 247 Sports
- Nigel Walls (St. Francis Episcopal in Houston, Texas) | 4-star | #62 ESPN | #57 On3 | #58 247 Sports

BOARDROOM: SMU is +6.4 in rebounding this season (2nd ACC / 27th NCAA) with nine games of +10 or better and four games of +20 or better. The Mustangs average 13.0 offensive rebounds (2nd ACC / 39th NCAA).

BUZZER-BEATER BOOPIE: Boopie Miller has a pair of late game winners this season. He hit a right-win 3-pointer with 0.4 seconds left for a 54-52 win at Virginia on Jan. 15. He also hit a 10-foot running jumper with 2.1 seconds left for a 79-77 win over Cal Baptist in the Acrisure Hilday Invitational semifinal on Nov. 26.

CAPTAINS: The captains for the 2024-25 season are Keon Ambrose-Hylton, Chuck Harris and Boopie Miller.

CENTER OF ATTENTION: Freshman center Samet Yiğitoğlu is averaging 10.8 points (45th ACC), 6.5 rebounds (15th ACC) and 1.0 blocks (15th ACC) while shooting 57.1% from the field. He had a career-high 20 points, including 4-4 on free throws in the final two minutes to seal the 63-57 win at NC State on Jan. 25. Both were 1-and-1 situations, sinking a pair at 1:59 and again with 18 seconds left.

SMU Best Season FG Pct by a Freshman

1	61.3	Ben Moore, 2013-14 (84-137)
2	57.2	Ira Terrell, 1972-73 (219-383)
—	57.1	Samet Yiğitoğlu, 2024-25
3	55.4	Feron Hunt, 2018-19 (98-177)
4	51.7	David Piehler, 1979-80 (163-315)
5	51.4	Jeff Swanson, 1974-75 (125-243)

CENTURY MARK: SMU has scored at least 100 points five times this season (plus a 96, a 97 and a 98), which is the most since the 1992-93 season (6 times). The Mustangs' 117-74 win at Miami set program records for points in a road game (was 112 at Arkansas 2/13/1971) and points in a league game (was 116 vs TCU 1/5/1977). The 117 points tied for sixth-highest in program history and was the most in an ACC game since Wake Forest scored 119 in 3OT at North Carolina in 2003 and the most in an ACC game in regulation since 1983 (130 by NC State at Wake Forest). The Mustangs previously won 103-77 at Boston College 12/21, 110-69 over Prairie View A&M 11/18, 102-73 over Florida A&M 11/11 and 101-72 over Alabama State 12/3.

Most 100-Point Games In A Season

- 6 - 1992-93
- 5 - 2024-25
- 4 - 1972-73
- 4 - 1975-76

Most Points In Program History

- 123 Texas Lutheran, 12-3-1979
- 121 Texas Wesleyan, 12-30-1978
- 121 vs. James Madison, 11-28-1987
- 119 Georgia State, 12-17-1979
- 118 Texas Southern, 12-1-1986
- 117 Texas Lutheran, 11-28-1977
- 117 at Miami, 1-18-2025

CHAIRMAN OF THE BOARDS: Matt Cross is leading the Mustangs at 8.2 rebounds per game (5th ACC). He has six double-doubles this season (7th ACC). He had a career-high tying 16 rebounds in the win versus LSU on Dec. 14. The 16 rebounds were the most by a Mustang since 19 by Jordan Tolbert against Hampton on 12/17/15. He is also 10th in the ACC with 2.5 offensive rebounds per game, grabbing season highs of seven against Washington State and LSU.

DOUBLE-DOUBLES: Matt Cross (6, 7th ACC), Samet Yiğitoğlu (3, 17th ACC), Yohan Traore (2, 22nd ACC), Boopie Miller (2, 22nd ACC)

Name	Opponent	Stats	Season	Career
Yohan Traore	Florida A&M 11/7/24	19 pts, 10 rebs	1st	2nd
Matt Cross	Prairie View A&M 11/18/24	17 pts, 12 rebs	1st	11th
Samet Yiğitoğlu	vs Washington State 11/27/24	12 pts, 11 rebs	1st	1st
Matt Cross	Alabama State 12/3/24	12 pts, 10 rebs	2nd	12th
Matt Cross	vs [-/rv] LSU 12/14/24	16 pts, 16 rebs	3rd	13th
Yohan Traore	Longwood 12/29/24	20 pts, 11 rebs	2nd	3rd
Samet Yiğitoğlu	[4/4] Duke 1/4/25	10 pts, 13 rebs	2nd	2nd
Matt Cross	at North Carolina 1/7/25	13 pts, 11 rebs	4th	14th
Boopie Miller	at Miami 1/18/25	18 pts, 10 asts	1st	3rd
Matt Cross	at NC State 1/25/25	11 pts, 10 rebs	5th	15th
Matt Cross	Cal 1/29/25	15 pts, 14 rebs	6th	16th
Boopie Miller	Stanford 2/1/25	10 pts, 10 asts	2nd	4th
Samet Yiğitoğlu	Pitt 2/11/25	17 pts, 10 rebs	3rd	3rd

DOUBLE FIGURES: Nine Mustangs have scored in double figures multiple times this season: Chuck Harris (18), Matt Cross (18), Boopie Miller (17), Samet Yiğitoğlu (16), B.J. Edwards (15), Kario Oquendo (14), Yohan Traore (6), Keon Ambrose-Hylton (4), Jerrell Colbert (2).

FLOOR EXPERIENCE: Five Mustangs have played in 120 or more NCAA D-I games: Chuck Harris (142), Tibet Görener (127), Kario Oquendo (122), Keon Ambrose Hylton (120), and Matt Cross (120).

GRAND ACHIEVEMENT: Four Mustangs have reached the 1,000-point milestone: Chuck Harris (1,716), Kario Oquendo (1,383), Boopie Miller (1,335) and Matt Cross (1,289).

HALF A HUNDRED: The Mustangs have scored at least 50 in a half 13 times. SMU is 10-0 in those games.

- 11/4 vs Tarleton State (51 in 1st half - W, 96-62)
- 11/7 vs Florida A&M (51, 51 - W, 102-73)
- 11/18 vs Prairie View A&M (51, 59 - W, 110-69)
- 11/27 vs Washington State (50 in 2nd half - W, 77-60)
- 12/3 vs Alabama State (52 in 2nd half - W, 101-72)
- 12/21 at Boston College (56 in 2nd half - W, 103-77)
- 12/29 vs Longwood (53 in 2nd half - W, 98-82)
- 1/11 vs Georgia Tech (50 in 1st half - W, 93-71)
- 1/18 at Miami (60, 57 - W, 117-74)
- 2/19 at Notre Dame (50 in 1st half - W, 97-73)

HOMECOMING - BOSTON: SMU forward Matt Cross is from Beverly, Massachusetts, which is about 30 miles from the Boston College Campus. He also played the 2022-23 and 2023-24 seasons at UMass. Cross had 20 points, eight rebounds and three assists in the 103-77 win at Boston College on Dec. 21. He hit 7-of-9 on field goals, 3-of-3 on threes and 3-of-3 on free throws.

HOMECOMING - VIRGINIA: SMU guard Chuck Harris is from Ashburn, Virginia, which is about 100 miles from Charlottesville (and about 250 miles from Blacksburg). He had 12 points, three rebounds, a steal and an assist in the 54-52 win at Virginia on Jan. 15.

Conference Titles (16)

- 1916-17 (TIAA)
- 1934-35 (SWC)
- 1936-37 (SWC)
- 1954-55 (SWC)
- 1955-56 (SWC)
- 1956-57 (SWC)
- 1957-58 (SWC)
- 1961-62 (SWC)
- 1964-65 (SWC)
- 1965-66 (SWC)
- 1966-67 (SWC)
- 1971-72 (SWC)
- 1987-88 (SWC)
- 1992-93 (SWC)
- 2014-15 (American)
- 2016-17 (American)

NCAA Tournaments (12)

- 1954-55 - RSF (16)
- 1955-56 - Final Four
- 1956-57 - RSF (16)
- 1964-65 - RSF (16)
- 1965-66 - RSF (16)
- 1666-67 - RF (8)
- 1983-84 - 2nd Rnd (32)
- 1984-85 - 2nd Rnd (32)
- 1987-88 - 2nd Rnd (32)
- 1992-93 - 1st Rnd (64)
- 2014-15 - 2nd Rnd (64)
- 2016-17 - 1st Rnd (64)

NIT (6)

- 1985-86 - 1st Rnd (32)
- 1999-00 - 1st Rnd (32)
- 2013-14 - Final
- 2020-21 - 1st Rnd (16)
- 2021-22 - 2nd Rnd (16)
- 2023-24 - 1st Rnd (32)

Tournament Champs (3)

- 1987-88 (SWC)
- 2014-15 (American)
- 2016-17 (American)

CIT (1)

- 2010-11 - Semifinal

CCA Invitational (1)

- 1973-74 - 1st Rnd (8)



**SMU had the second-most All-AAC selections!
21 Houston | 20 SMU | 16 Cincinnati | 16 Memphis**

SMU in The NBA Draft

Year	Player	Round (Overall)	Team
1949	Bob Prewitt	--	New York
1951	John Brown	7th Round (68)	Rochester
1957	Jim Krebs	1st Round (3)	Minneapolis
1957	Bobby Mills	10th Round (98)	St. Louis
1958	Rick Herscher	6th Round (47)	St. Louis
1961	Steve Strange	9th Round (83)	Chicago
1962	Jan Loudermilk	4th Round (35)	Los Angeles
1964	Gene Elmore	4th Round (34)	San Francisco
1966	Carroll Hooser	6th Round (52)	Detroit
1967	Charles Beasley	7th Round (74)	Cincinnati
1969	Bill Voight	14th Round (183)	Chicago
1969	Bill Voight	16th Round (196)	Milwaukee
1969	Lynn Phillips	17th Round (202)	Milwaukee
1971	Gene Phillips	7th Round (119)	Milwaukee
1974	Sammy Hervey	6th Round (97)	Atlanta
1976	Ira Terrell	3rd Round (45)	Phoenix
1980	Brad Branson	2nd Round (45)	Detroit
1985	Jon Koncak	1st Round (5)	Atlanta
1985	Carl Wright	5th Round (113)	Philadelphia
1986	Kevin Lewis	6th Round (125)	San Antonio
1987	Terry Williams	5th Round (105)	Golden State
2001	Jeryl Sasser	1st Round (22)	Orlando
2017	Semi Ojeleye	2nd Round (37)	Boston
2017	Sterling Brown	2nd Round (46)	Philadelphia
2018	Snake Milton	2nd Round (54)	Dallas

KE-ON TARGET: Keon Ambrose-Hylton is at 51.9% on FGs this season after he shot an SMU-record 64.1% from the field in 2023-24.

SMU Best Season FG% (Since 1953-54) (Min. 75 Field Goals Made)

1. **64.1 Keon Ambrose-Hylton (Sr.), 2023-24 (98-153)**
2. 63.7 Terry Williams (Sr.), 1986-87 (142-233)
3. 62.1 Jon Koncak (Jr.), 1983-84 (211-340)
4. 62.0 Terry Williams (Jr.), 1985-86 (150-242)
5. 61.3 Ben Moore (Fr.), 2013-14 (84-137)
6. 60.7 Larry Davis (Jr.), 1983-84 (219-361)
7. 60.2 Sterling Brown (Jr.), 2015-16 (109-181)

LEADING BY COMMITTEE: Six Mustangs have led the team in scoring this season: Boopie Miller (8x), Chuck Harris (7x), Matt Cross (5x), Kario Oquendo (5x), Samet Yigitoglu (3x), B.J. Edwards (1x)

MEN OF STEALS: B.J. Edwards is leading SMU at 2.3 steals (2nd ACC, 20th NCAA). Boopie Miller is averaging 1.6 per contest (7th ACC).

SMU Season Steals Average (Since 1976-77)

- 1 2.9 Gerald Lewis (Sr.), 1992-93 (79/27)
- 2 2.4 Bryan Hopkins (Sr.), 2005-06 (52/22)
- 2.4 Bryan Hopkins (Jr.), 2004-05 (59/25)
- 4 2.3 Carl Wright (So.), 1983-84 (77/33)
- 2.3 Carl Wright (Jr.), 1984-85 (76/33)
- 2.3 Gerald Lewis (Jr.), 1991-92 (63/28)
- 2.3 Zhuric Phelps (So.), 2022-23 (68/30)
- **2.2 B.J. Edwards (Jr.), 2024-25**

SMU Season Steals

- 1 79 Gerald Lewis (Sr.), 1992-93
- 2 77 Carl Wright (So.), 1983-84
- 3 76 Carl Wright (Jr.), 1984-85
- 4 68 Zhuric Phelps (So.), 2022-23
- 5 67 Willie Davis (Jr.), 1999-00
- 6 63 Gerald Lewis (Jr.), 1991-92
- 7 63 Zhuric Phelps (Jr.), 2023-24
- 8 61 Bryan Hopkins (Fr.), 2002-03
- 61 Carlton McKinney (Sr.), 1987-88
- 10 60 Jeryl Sasser (So.), 1998-99
- 60 Jimmy Whitt (So.), 2017-18
- 12 59 Bryan Hopkins (Jr.), 2004-05 (25)
- 59 B.J. Edwards (Jr.), 2024-25**

NON-CONFERENCE SCHEDULE (9-2): The Mustangs played an 11-game non-conference schedule that included six teams that made the postseason last season. The slate included a home matchup with Mississippi State, who is in the top 25 (L, 84-79 11/22), a neutral-site game versus LSU (W, 74-64 on Dec. 14 at Comerica Center in Frisco), and a road game at Butler (L, 81-70 on 11/15). The Mustangs won the Acrisure Holiday Invitational Nov. 26-27 (W, 79-77 vs Cal Baptist 11/26; W, 77-60 vs Washington State 11/27). The Butler game started a home-and-home that includes a game at Moody Coliseum in 2025-26, and the LSU game is a two-game neutral-site series that includes a game in New Orleans in 2025-26. Mississippi State, Washington State and Longwood (W, 98-82 12/29) made NCAA tournament appearances last season while Butler and LSU were in the NIT. Tarleton State (W, 96-62 11/4) earned a CIT bid while UNC Greensboro (W, 81-68 on 11/11) was a 21-win team last season.

ROAD WARRIORS: The Mustangs are 6-1 on the road in the ACC and 9-2 away from Moody Coliseum.

SMU - Most Conference Road Wins In A Season

- 8 in 2016-17 (8-1)
- 7 in 2014-15 (7-2)
- 6 in 1955-56 (6-0), 6 in 1966-67 (6-1), 6 in 1983-84 (6-2), **6 in 2024-25 (6-1)**

RUN, RUN: The Mustangs have 26 runs of at least 10-0 this season, going 16-1 in games when they have at least one run of at least 10-0.

- 11/4 vs Tarleton State - 22-0 1st half (W, 96-62)
- 11/7 vs Florida A&M - 16-0 1st half (W, 102-73)
- 11/11 vs UNC Greensboro - 11-0 1st half (W, 81-68)
- 11/18 vs Prairie View A&M (2) - 12-0 1st half, 11-0 2nd half (W, 110-69)
- 11/27 vs Washington State - 10-0 2nd half (W, 77-60)
- 12/3 vs Alabama State (3) - 11-0 1st half, 10-0 & 13-0 2nd half (W, 101-72)
- 12/14 vs LSU (2) - 11-0 1st half, 14-0 2nd half (W, 74-64)
- 12/21 at Boston College - 14-0 2nd half (W, 103-77)
- 12/29 vs Longwood (2) - 10-0 1st half, 11-0 2nd half (W, 98-82)
- 1/11 vs Georgia Tech (2) - 11-0 1st half, 14-0 1st half (W, 93-71)
- 1/18 at Miami (3) - 11-0 1st half, 16-0 1st half, 12-0 2nd half (W, 117-74)
- 1/25 at NC State - 15-0 in 1st half (W, 63-57)
- 1/29 vs Cal - 10-0 in 1st half (W, 76-65)
- 2/1 vs Stanford (2) - 13-0 in 1st half, 11-0 run in 2nd half (W, 85-61)
- 2/5 at Virginia Tech - 10-0 in 1st half (W, 81-75)
- 2/15 vs Wake Forest - 13-0 in 1st half (L, 77-66)
- 2/19 at Notre Dame - 10-0 in 1st half (W, 97-73)

SMU All-Americans

- 1934-35 Whitey Baccus (Sr.)
- 1955-56 Jim Krebs (Jr.)
- 1956-57 Jim Krebs (Sr.) (1st team - Consensus)
- 1959-60 Max Williams (Sr.)
- 1969-70 Gene Phillips (Jr.)
- 1970-71 Gene Phillips (Sr.)
- 1975-76 Ira Terrell (Sr.)
- 1984-85 Jon Koncak (Sr.) (2nd team - Consensus)
- 2002-03 Quinton Ross (Sr.)
- 2014-15 Nic Moore (Jr.) (AP Honorable Mention)
- 2015-16 Nic Moore (Sr.) (AP Honorable Mention)
- 2016-17 Semi Ojeleye (Jr.) (AP Honorable Mention)

SMU Conference Players Of The Year

- Rick Herrscher: 1957-58
- Denny Holman: 1966-67
- Gene Phillips: 1968-69, 1969-70, 1970-71
- Ira Terrell: 1975-76
- Mike Wilson: 1992-93
- Jeryl Sasser: 1998-99
- Quinton Ross: 2002-03
- Nic Moore: 2014-15, 2015-16
- Semi Ojeleye: 2016-17
- Kendric Davis: 2021-22

SMU Multi-Time All-Conference First-Team

- Walter Allison (1926-27, 1927-28)
- Bill Skeeters (1929-30, 1930-31)
- J.D. Norton (1936-37, 1937-38)
- Billy Dewell (1936-37, 1937-38, 1938-39)
- Jack Brown (1949-50, 1950-51)
- Jim Krebs (1954-55, 1955-56, 1956-57)
- Bobby Mills (1955-56, 1956-57)
- Larry Showalter (1955-56, 1956-57)
- Rick Herrscher (1956-57, 1957-58)
- Max Williams (1958-59, 1959-60)
- Jan Loudermilk (1960-61, 1961-62)
- Carroll Hooser (1964-65, 1965-66)
- Charles Beasley (1965-66, 1966-67)
- Bill Voight (1967-68, 1968-69)
- Gene Phillips (1968-69, 1969-70, 1970-71)
- Ira Terrell (1972-73, 1973-74, 1974-75)
- Jon Koncak (1983-84, 1984-85)
- Jeryl Sasser (1998-99, 1999-00)
- Nic Moore (2013-14, 2014-15, 2015-16)
- Kendric Davis (2020-21, 2021-22)



On Dec. 5, 2018, SMU named the Moody Coliseum court after David B. Miller, alumnus and current chair of the Board of Trustees. He was a three-year starter on the basketball team and a member of the 1971-72 Southwest Conference Co-Championship team. Throughout his lifetime, Mr. Miller and his wife, Carolyn Lacy Miller, have committed over \$100 million to SMU, including more than \$50 million to the Cox School of Business, \$20 million toward the expansion and renovation of Moody Coliseum and \$10 million to the ACC Competitiveness Campaign as a member of the First Week Society.

SWEEP: SMU swept Virginia, winning 63-51 in Dallas on Dec. 7 and 54-52 in Charlottesville on Jan. 15. The Mustangs became the first team to sweep Virginia since the 2018-19 season (Duke).

TRIPLE THREAT: The Mustangs are 38.3% from three this season (2nd AAC, 15th NCAA). SMU has made at least 10 three-pointers in 11 games this season. In the 103-77 win at Boston College on Dec. 21, SMU hit 68.8% (11-16), the fifth-highest percentage in program history.

SMU Highest Single-Game 3FG Pct. (Min. 5 Attempts)

80.0 (4-5) vs. Baylor, 3-6-1987
 72.7 (8-11) Rider, 11-21-2012
 71.4 (5-7) at Nevada, 12-20-1989
 71.4 (10-14) McNeese State, 12-2-2013
68.8 (11-16) at Boston College, 12-21-2024
 66.7 (12-18) Southern Miss, 1-22-2011
 66.7 (10-15) at Tulsa, 12-29-2015

SMU Season 3FG Pct (Min. 20 Made)

1	53.6	Sterling Brown (Sr.), 2015-16 (30-56)
2	53.2	Eric Longino (Sr.), 1988-89 (50-94)
3	49.7	Robert Nyakundi (Sr.), 2010-11 (97-195)
4	47.6	Troy Dornier (Sr.), 1993-94 (39-82)
5	47.5	Scott Johnson (Sr.), 1986-87 (44-99)
6	47.0	Ben Ememlogu (Sr.), 2017-18 (63-134)
7	45.7	Lavardicus Atkins (Fr.), 2000-01 (21-46)
8	45.3	Todd Alexander (Sr.), 1987-88 (82-181)
	45.3	Ike Ofoegbu (Sr.), 2006-07 (29-64)
10	44.9	Sterling Brown (Sr.), 2016-17 (61-136)
—	43.6	Chuck Harris (Sr.), 2024-25 (58-133)
—	42.6	Kario Oquendo (Sr.), 2024-25 (43-101)

SMU Career 3FG Pct. (min. 50 made)

1	47.3	Eric Longino (62-131), 1987-89
2	45.1	Sterling Brown (128-284), 2013-16
3	43.4	Robert Nyakundi (267-615), 2008-12
4	42.7	Shake Milton (190-445), 2015-18
5	42.4	Semi Ojeleye (73-172), 2016-17
6	42.2	Todd Alexander (92-218), 1987-89
7	42.1	Nic Moore (225-534), 2013-16
8	42.0	Chuck Harris (126-300), 2023-25
9	41.1	Troy Dornier (51-124), 1991-94
10	40.0	Carlton McKinney (64-160), 1986-88
	40.0	Jahmal McMurray (163-408), 2017-18

STREAKS:

10+ points: Matt Cross 9 (17, 18, 11, 15, 16, 21, 13, 11, 14), Boopie Miller 4 (13, 10, 10, 13), Kario Oquendo 5 (16, 11, 17, 13, 25), Chuck Harris 2 (15, 11), Samet Yiğitoğlu (14)
 Longest This Season: Matt Cross 9 (1/18 -), Boopie Miller 8 (11/4 - 11/27)
 8+ rebounds: Matt Cross 2 (9, 9)
 Long: Matt Cross 8 (11/18 - 12/21)
 Dbl-Dbl:
 Long: Matt Cross (1/25 - 1/29)
 5+ assists: Chuck Harris 2 (6, 7)
 Long: Boopie Miller 4 (11/22 - 12/3, 12/14 - 1/4) (15x total)
 2+ steals: B.J Edwards 5 (2, 2, 2, 2, 3)
 Long: B.J. Edwards 5 (12/3 - 12/29; 2/1 -) (19x total)
 2+ blocks:
 Long: Samet Yiğitoğlu 3 (11/18 - 11/26)

MEET THE MUSTANGS:

Keon Ambrose-Hylton (6-9, 220, F, Sr.) | 2024-25: Played all 26 games...3.7 points, 2.4 rebounds, 51.9% FGs ... 2023-24: Played all 33 games (20 starts)... Averaged 6.9 points, 4.2 rebounds and 0.9 blocks... Shot an SMU season-record 64.1%... SMU SEASON RECORD: FG% (64.1%, 1st).

Jerrell Colbert (6-10, 235, F, Jr.) | 2024-25: Played all 26 games...2.8 points, 2.0 rebounds, 0.8 blocks, 60.0% FGs... 2023-24 (Kansas State): Averaged 2.6 points, 2.3 rebounds and 1.0 blocks as the Wildcats went 19-15 overall, earning a trip to the NIT.

Matt Cross (6-7, 230, F, Sr.) | 2024-25: ACC Player of the Week (Dec. 16)... Played 25 games... 12.0 points (38th ACC), 8.2 rebounds (5th ACC), 1.8 assists, 1.0 steals, 50.2% FGs, 39.6% 3FGs, 6 double-doubles (7th ACC) ... 2023-24 (UMass): NABC All-District Selection... Atlantic 10 First-Team Selection... Averaged 15.3 points, 8.3 rebounds, 3.0 assists, 1.5 steals... Hit 54.0% field goals, 32.9% threes, and 79.8% free throws.

B.J. Edwards (6-3, 185, G, Jr.) | 2024-25: Started all 26 games... averaging 10.2 points (50th ACC), 4.4 rebounds, 3.8 assists (10th ACC), 2.3 steals (2nd ACC, 20th NCAA), 2.28 assist-to-turnover ratio (8th ACC)... 2023-24: Played all 33 games (30 starts)... Averaged 3.7 points, 3.1 rebounds and 2.9 assists with a 2.43 assist-to-turnover ratio.

SMU SEASON RECORDS

3-point FG percentage		
1.	.429 (88-205)	1986-87
2.	.420 (194-462)	2015-16
3.	.413 (97-235)	1988-89
4.	.410 (152-371)	1987-88
5.	.406 (286-705)	2016-17
6.	.394 (277-703)	2010-11
—	.383	2024-25
7.	.379 (174-459)	2013-14
	.379 (281-741)	2017-18
9.	.363 (145-400)	2014-15
10.	.359 (182-507)	2008-09

Scoring Average		
1.	87.0 (26 games)	1970-71
2.	85.4 (28 games)	1975-76
3.	84.0 (26 games)	1965-66
4.	83.3 (27 games)	1971-72
—	82.7	2024-25
5.	82.3 (35 games)	1987-88
6.	82.0 (27 games)	1964-65

Steals average		
1.	9.3 (30 games)	1999-00
2.	8.6 (28 games)	2004-05
3.	8.5 (35 games)	1987-88
4.	8.4 (33 games)	2023-24
5.	8.3 (28 games)	1992-93
	8.3 (30 games)	1998-99
7.	7.8 (30 games)	2002-03
—	7.8	2024-25
8.	7.7 (29 games)	2005-06
9.	7.6 (37 games)	2013-14
10.	7.5 (30 games)	2003-04

Best Assist-to-Turnover Ratio		
1.	1.74	1986-87
2.	1.71	1987-88
3.	1.50	2016-17
4.	1.42	2015-16
—	1.42	2024-25
5.	1.39	2023-24
6.	1.37	1985-86

Fewest Turnovers Per Game		
1.	10.8	2016-17
2.	11.0	2018-19
3.	11.3	2023-24
4.	11.6	1996-97
	11.6	2017-18
—	11.6	2024-25
6.	12.0	1998-99
7.	12.3	1985-86
	12.3	2021-22
9.	12.4	2015-16
10.	12.5	2014-15

Scoring margin		
1.	14.3 (74.3-60.0)	2016-17
2.	13.9 (77.3-63.4)	2015-16
3.	13.4 (77.6-64.2)	1956-57
—	11.3	2024-25
4.	11.0 (78.8-67.7)	1955-56
5.	10.4 (82.3-71.8)	1987-88
6.	9.4 (69.1-59.8)	2014-15
7.	8.8 (71.0-62.2)	2013-14
8.	8.4 (77.1-68.7)	1953-54
9.	8.1 (75.9-67.8)	1983-84
10.	8.0 (75.5-67.5)	1984-85
	8.0 (76.8-68.8)	2023-24

Rebound margin		
1.	10.2 (39.4-29.3)	2015-16
2.	8.7 (38.1-29.5)	2016-17
3.	8.4 (37.2-28.8)	1988-89
4.	6.7 (36.6-29.9)	2014-15
—	6.4	2024-25
5.	5.7 (48.5-42.8)	1959-60
6.	5.1 (39.8 34.7)	2023-24
7.	5.0 (46.5-41.5)	1958-59
8.	4.8 (36.0-31.3)	2013-14
9.	4.6 (38.1-33.5)	1984-85
10.	4.3 (43.3-39.0)	1999-00

2024-25 SEASON HONORS

ACC Player of the Week
 Dec. 16 - Matt Cross
 Acrisure Holiday Invitational
 MVP - Boopie Miller
 ESPN.com - Top International Prospects
 #4 Samet Yiğitoğlu

AJ George (6-6, 190, G, Jr.) | 2024-25: Played in 15 games... 2023-24 (Long Beach State): Played in all 36 games, averaging 10.6 points and 4.1 rebounds in 28.1 minutes per game as LBSU won the Big West Tournament and made the NCAA Tournament... Shot 53.3% on field goals, 34.4% on threes and 72.1% on free throws.

Tibet Görener (6-9, 205, F, Sr.) | 2024-25: Played 23 games (1 start)... 2023-24 (San Jose State): Started all 32 games... 11.4 points, 3.9 rebounds, 33.9% on threes... totaled 25 assists, 15 steals and 11 blocks

Chuck Harris (6-4, 190, G, Sr.): 2024-25: Played all 26 games (10 starts)... 12.4 points (32nd ACC), 2.6 rebounds, 2.3 assists, 1.4 assist-to-turnover ratio, 43.6% on 3FGs, 2.2 made threes per game (7th ACC)... 2023-24: Played and started 32 of 33 games... Averaged 13.4 points, 3.4 assists (9th AAC) and 3.2 rebounds while hitting 40.7% on threes (5th AAC) and 81.8% on free throws... Had a 1.77 assist-to-turnover ratio (8th AAC)... Team-high 18 points and reached 1,000 for his career vs Lamar 11/9... HONORS: AAC Weekly Honor Roll (D18).

Mitchell Holmes (6-11, 215, F, Fr.) | 2023-24 (Link Year Prep in Branson, Missouri): The three-star signee was ranked in the top 10 overall in Missouri and top 70 at his position nationally... Before attending Link Academy, the McDonald's All-American nominee scored more than 1,500 points at The Oakridge School in Arlington.

Niccolo Kalischer-Stork (6-3, 190, G, Fr.) | 2023-24 (Harvard-Westlake School): Played as a guard for the Wolverines as the team went 91-9 from 2021-24... As a senior in 2023-24, averaged 3.2 points per game.

Boopie Miller (6-0, 175, G, Jr.) | 2024-25: Played/started 24 of 26 games (missed 2/15 & 2/19 - injury)... 13.4 points (25th ACC), 5.7 assists (4th ACC, 31st NCAA), 3.1 rebounds, 1.6 steals (7th ACC), 2.58 assist-to-turnover ratio (5th ACC, 37th NCAA), 82.8% FTs (8th ACC), 2 double-doubles (22nd ACC) ... GAME WINNERS: Game-winning right-wing 3-pointer with 0.4 seconds left at Virginia for 54-52 win 1/15... 10-foot running jumper with 2.1 seconds left for 79-77 win vs Cal Baptist 11/26... HONORS: Acrisure Holiday Invitational MVP... 2023-24 (Wake Forest): One of three players to start all 35 games... Averaged 15.6 points (2nd WF, 13th ACC), 3.5 assists (12th ACC), 1.4 steals (10th ACC)... Shot 84.5% on free throws (131-155, 6th ACC) and 46.4% on field goals (11th ACC)

Kario Oquendo (6-4, 220, G, Sr.) | 2024-25: Played all 26 games (7 starts)... 10.9 points (44th ACC), 3.1 rebounds, 0.9 assists, 0.9 steals, 42.6% on 3FGs... 2023-24 (Oregon): Averaged 7.2 points (.459 FG%), 2.4 rebounds and 1.0 assists in 17.7 minutes per game ... Played in 36 games making three starts | 2022-23 (Georgia): Averaged 12.7 points, 2.6 rebounds and 0.6 assists playing 25.4 minutes per game for the Bulldogs.

Chance Puryear (6-7, 190, F, Fr.) | 2023-24: He was named TABC 4A All-State at Carter High School in Dallas... District 13-4A Player of the Year and a 2024 McDonald's All-American Game Southwest Nominee.

Yohan Traore (6-11, 235, F, Jr.) | 2024-25: Played 23 games... 7.0 points, 3.8 rebounds, 48.7% FGs, 2 double-doubles (22nd ACC)... 2023-24 (UC Santa Barbara): Played and started in 30 of 31 games... Averaged 14.5 points and 5.1 rebounds while shooting 58.3% from the field and 68.6% at the free-throw line.

Trey Utter (6-0, 160, G, Jr.) | 2024-25... Played 4 games... 2023-24: Played in 7 games.

Samet Yiğitoğlu (7-2, 265, C, Fr.) | 2024-25: Played/started 23 games... 10.8 points (45th ACC), 6.5 rebounds (15th ACC), 1.0 blocks (15th ACC), 57.1% FG, 3 double-doubles (17th ACC)... 2023-24: Averaged 13.3 points, 10.3 rebounds, 1.0 blocks and shot 82.6% on FGs in four games with Sigortam Istanbul in the Turkey in 2023-24... Sigortam finished tied for first at 28-6 in the Turkish second division... Played for Turkey in the 2023 FIBA U20 European Championship in Greece, averaging 12.7 points and 8.6 rebounds while hitting 66.0% on FGs (33-50).

Jackson Young (6-2, 185, G, Sr.) | 2024-25: Played 6 games... 2023-24: Played in 8 games.

HEAD COACH ANDY ENFIELD... was named SMU's Head Men's Basketball on April 1, 2024. A proven winner, Enfield burst onto the coaching scene in 2013 when, in his second year as a head coach, he guided Florida Gulf Coast to the Sweet 16 of the NCAA Tournament. Following that success, he was hired by the University of Southern California (USC), where he led the Trojans to five of the last eight NCAA Tournaments, including a run to the Elite Eight in 2021.


He came to SMU after 11 seasons at USC, where he compiled a 220-147 record. Enfield quickly brought success to the basketball program upon his arrival, as the Trojans set a school single-season win record and posted the most wins in program history over two-year, three-year, four-year, five-year, six-year, seven-year and eight-year periods. Enfield's 220 wins ranks third on USC's all-time wins list, trailing only Sam Barry (260) and Forrest Twogood (251). In 13 seasons as a head coach Enfield has a 261-175 mark.

His teams also excelled in the classroom by setting the program's top team GPAs. Enfield brought in eight consecutive Top-30 recruiting classes, with the 2022 class ranking No. 7 and the 2023 class ranking No. 4.

Over his final seven seasons at USC, the Trojans had eight players selected in the NBA Draft, tied for the fifth-most by any program in the country, with Evan Mobley going No. 3 overall in the 2021 NBA Draft and Onyeka Okongwu being selected No. 6 in the 2020 Draft. USC was one of three teams to have had at least one player selected in six of the last seven NBA Drafts. In total, 11 players during Enfield's time at USC have made the NBA.

OptaSTATS @OptaSTATS · 5h
 In today's win over Miami (FL), @SMUBasketball shot 69.2% from the field, making 45 of 65 attempts.

That's the highest FG% in a road game by a Division I team this century that had at least 60 attempts.



SMU won 117-74 at Miami on Jan. 18, setting program records for points in a road game and points in a conference game. The FG% is T-4th in SMU history.

LEARFIELD
 DIRECTORS' CUP FALL RANKINGS



SMU ranks No. 18 nationally in the LEARFIELD Directors' Cup Division I Fall Standings with 217.25 points, the highest ranking in program history.

SMU vs Notre Dame (1-4)		H: 0-2	A: 0-2	N: 1-0	OT: 0-0
1948-49	D30	H	L	45-58	
1967-68	D11	A	L	59-79	
1987-88	M17	N ^A	W	83-75 (CBS)	
1988-89	J17	A	L	45-67 (WGN)	
1989-90	F8	H	L	49-63 (KDAF, HSE)	
^ NCAA Tournament 1st Round (Chapel Hill, N.C.)					
SMU vs Clemson (1-1) (0-1 +)		H: 0-0	A: 0-0	N: 1-1	(N: 0-1 +)
1970-71	D18	N ^A	L	51-67	
2013-14	A1	N-	W+	[-/rv] 65-59 (ESPN2)	
^ Vanderbilt Invitational (Nashville, Tenn.)					
~ NIT Semifinal (New York, N.Y. - Madison Square Garden)					
+ Win in 2013-14 later vacated [AP/Coaches]					
SMU vs California (3-1) (2-1 +)		H: 2-1	A: 0-0	N: 1-0	(H: 1-1 +)
1967-68	D28	H ^A	L	84-88	
1979-80	D22	N-	W	97-88	
2013-14	M26	H#	W+	[-/rv] 67-65 (ESPN2)	
2024-25	J29	H	W	76-65 (ACCN)	
^ All-Sports Association Tournament (Dallas, Texas)					
~ Kentucky Invitational (Lexington, Ky.)					
# NIT Quarterfinal + Win in 2013-14 later vacated [AP/Coaches]					
SMU vs Stanford (3-2)		H: 2-1	A: 1-1	N: 0-0	OT: 0-0
1963-64	D28	H	L	70-80	
1998-99	N18	A ^A	L	51-86 [3] (ESPN)	
2015-16	N19	A	W	[rv-] 85-70 (ESPN2)	
2016-17	D19	H	W	72-49 (ESPN2)	
2024-25	F1	H	W	85-61 (ACCN)	
^ Chase Preseason NIT [AP] or [AP/Coaches]					
SMU vs Syracuse (0-0)					
SMU vs Florida State (1-1)		H: 0-0	A: 1-1	N: 0-0	OT: 0-0
2006-07	N14	A ^A	L	52-59	
2023-24	D16	A	W	68-57 (ACC)	
^ Colonial Classic (Tallahassee, Fla.)					

HILLTOP HOOPS SHOW: The Hilltop Hoops Show presented by the SMU Cox School of Business features SMU Men's Basketball Head Coach Andy Enfield and Women's Basketball Head Coach Toyelle Wilson on Mondays at Ozona Grill and Bar (4615 Greenville Ave). Fans can watch LIVE video on the SMU Mustangs Facebook page, or listen on SMUMustangs.com and on the SMU App.

Hilltop Hoops Show Dates

- Mon. Dec. 16 (MBB at Boston College 12/21 | WBB at North Texas 12/19, vs Chicago State 12/20)
- Mon. Dec. 23 - NO SHOW
- Mon. Dec. 30 (MBB vs Duke 1/4 at North Carolina 1/7 | WBB vs Stanford 1/2, vs Cal 1/5)
- Mon. Jan. 6 - NO SHOW
- Mon. Jan. 13 (MBB at Virginia 1/15, at Miami 1/18 | WBB vs North Carolina 1/16, at Notre Dame 1/19)
- Mon. Jan. 20 - NO SHOW
- Mon. Jan. 27 (MBB vs Cal 1/29, vs Stanford 2/1 | WBB vs Louisville 1/30, at Virginia Tech 2/2)
- Mon. Feb. 3 (MBB at Virginia Tech 2/5 | WBB at Georgia Tech 2/6, vs Pitt 2/9)
- Mon. Feb. 10 (MBB vs Pitt 2/11, vs Wake Forest 2/15 | WBB vs Clemson 2/16)
- Mon. Feb. 17 (MBB at Notre Dame 2/19, vs Clemson 2/22 | WBB at Wake Forest 2/20, at Boston College 2/23)
- Mon. Feb. 24 (MBB at Cal 2/26, at Stanford 3/1 | WBB vs Virginia 2/27, vs NC State 3/2)
- Mon. Mar. 3 (MBB vs Syracuse 3/4, at Florida State 3/8 | WBB ACC Tournament 3/5-3/9)

THIS IS SMU:

- SMU Athletics has invested over \$250 million in facilities since 2013. The Garry Weber End Zone Complex at Ford Stadium, opened in fall 2024, features premium fan spaces and dynamic student-athlete facilities.
- SMU is the only NCAA FBS program in Dallas, with a record of 10 national championships, over 200 team conference championships, 100 individual national championships, 150 NCAA top-10 finishes, nearly 2,000 All-American honors and more than 150 Olympic appearances.
- SMU won a school-record eight championships in 2023-24 and is riding a surge of momentum heading into 2024-25, with all 17 programs reaching the postseason and 16 programs winning conference championships since 2013.
- SMU football has more wins than any Division I team in the state of Texas since 2019 and appeared in the AP Top 25 in five of the last six years. In the fall of 2023, the Mustangs won their first conference championship since 1984.
- In 2023-24, SMU finished as the No. 1 American Athletic Conference program and ranked 54th nationally in the final LEARFIELD Directors' Cup Division I Standings, ahead of six programs from the Big 12, five schools from the ACC, four teams from the Big Ten and three programs from the SEC.
- In the week after the ACC offered membership to SMU, the University raised \$100 million to support its move to the conference, and a total of \$159 million over the 2023-24 fiscal year.

THE NEW-LOOK MUSTANGS: The Mustangs return starters Chuck Harris (13.4 points, 40.7% 3FGs), Keon Ambrose-Hylton (6.9 points, 4.2 rebounds, SMU-record 64.1% FGs) and B.J. Edwards (3.7 points, 2.9 assists, 2.43 assist-to-turnover ratio). The transfer class includes six others that averaged double-digits in scoring before transferring to SMU. Boopie Miller (6-0, 175, G) from Wake Forest, averaged 15.6 points (13th ACC), 3.5 assists (12th ACC) and 1.4 steals (10th ACC) while hitting 84.5% on free throws (6th ACC) and 46.4% on field goals (11th ACC). He is joined by Matt Cross (6-7, 230, F) following an All-Atlantic 10 season at UMass where he averaged 15.3 points, 8.3 rebounds, 3.0 assists and 1.5 steals as he hit 54.0% on field goals, 32.9% on threes and 79.8% on free throws. The Mustangs also added AJ George (6-6, 190, G), who averaged 10.6 points and 4.1 rebounds as Long Beach State won the Big West Tournament and made the NCAA Tournament. Yohan Traore (6-11, 235, F) was an All-Big West Honorable Mention selection at UC Santa Barbara after averaging 14.5 points and 5.1 rebounds while shooting 58.3% from the field. Traore was top-15 prospect overall in the class of 2022. Kario Oquendo (6-4, 220, G) came to the Hilltop after he averaged 7.2 points at Oregon last season and 12.7 per outing for Georgia in 2022-23. Jerrell Colbert (6-10, 235, F) played in 31 games for Kansas State last season as they went 19-15. Tibet Görener (6-9, 205) started all 32 games at San Jose State in 2023-24, averaging 11.4 points and 3.9 rebounds. Samet Yiğitoğlu (7-2, 265, C) played for Besiktas S.K. of Turkey's first division the past two seasons, including in the Turkish Cup and EuroCup. The Mustangs also added prep signees Chance Puryear (6-7, 190, F) after earning TABC 4A All-State and 2024 McDonald's All-American Game Southwest Nominee at Dallas Carter High School. Mitchell Holmes (6-11, 215, F) was a power forward at Link Year Prep in Branson, Missouri. The McDonald's All-American nominee scored more than 1,500 points at The Oakridge School in Arlington where he was a two-time team MVP, a team captain and SPC Co-State Champ.

SMU BASKETBALL - HONORS (Awards/Honors since 2013-14)

- NBA Draft Picks (Semi Ojeleye & Sterling Brown in '17, Shake Milton in '18)
- AAC Players of the Year (Nic Moore '15, '16; Semi Ojeleye '17; Kendrick Davis '22)
- AP All-America Honorable Mention (Nic Moore '15, '16; Semi Ojeleye '17)
- Academic All-American (Semi Ojeleye '17)
- Wooden Award Watch List (Nic Moore '15, '16, Shake Milton '18, Kendrick Davis '22)
- Naismith Trophy Watch List (Nic Moore '15, '16; Shake Milton '18, Kendrick Davis '22)
- Karl Malone Award Watch List (Markus Kennedy '16)
- Bob Cousy Award Watch List (Nic Moore '16; Shake Milton '18, Kendrick Davis '22)
- Lute Olson Award Watch List (Nic Moore '15; Shake Milton '18; Kendrick Davis '21, '22)
- Jerry West Award Watch List (Shake Milton '17)
- Oscar Robertson Trophy Watch List (Nic Moore '16)
- NABC All-District (Nic Moore '14, '15, '16; Markus Kennedy '14, '15; Yanick Moreira '15; Ben Moore '16; Semi Ojeleye '17; Shake Milton '17, '18, Kendrick Davis '20, '21, '22; Marcus Weathers '22, Zhuric Phelps '24)
- USBWA All-District (Nic Moore '14, '16; Semi Ojeleye '17; Shake Milton '18, Kendrick Davis '21, '22)
- NABC College All-Star (Sterling Brown '17; Ben Moore '17)
- All-AAC 1st Team (Nic Moore '14, '15, '16; Semi Ojeleye '17; Kendrick Davis '21, '22)
- All-AAC 2nd Team (Markus Kennedy '14, '15; Yanick Moreira '15; Sterling Brown '17; Ben Moore '17; Shake

SMU - Most Wins In A Season (* Conference Champions)				
Wins	Season	Record	Coach	Postseason
30	2016-17*	30-5	Jankovich	NCAA 1st Rnd
28	1987-88*	28-7	Bliss	NCAA 2nd Rd
27+	2013-14	27-10	Brown	NIT Final
27	2014-15*	27-7	Brown	NCAA 2nd Rnd
26	1955-56*	26-4	Hayes	NCAA Final 4
25	1983-84	25-8	Bliss	NCAA 2nd Rnd
25	2015-16	25-5	Jankovich/Brown	
24	2021-22	24-9	Jankovich	NIT 2nd Rnd
23	1984-85	23-10	Bliss	NCAA 2nd Rd
22	1956-57*	22-4	Hayes	NCAA Reg SF
21	1999-00	21-9	Dement	NIT 1st Rnd
20	2024-25		Enfield	

SMU - Most Conference Wins In A Season (* Champions)				
Wins	Season	League	Overall	Coach
17	2016-17 *	17-1	30-5	Tim Jankovich
15	2014-15 *	15-3	27-7	Larry Brown
13	2015-16	13-5	25-5	Larry Brown
13	2021-22	13-4	24-9	Tim Jankovich
11	2024-25			Andy Enfield

SMU - Most Conference Wins In Two Seasons (* Champs)				
Wins	Season	Conference Record	Coach	
30	2015-16 (13-5), 2016-17 (*17-1)		Brown/Jankovich	
28	2014-15 (*15-3), 2015-16 (13-5)		Larry Brown	
27	2013-14 (+12-6), 2014-15 (*15-3)		Larry Brown	
23	1955-56 (*12-0), 1956-57 (*11-1)		Doc Hayes	
23	1965-66 (*11-3), 1966-67 (*12-2)		Doc Hayes	
23	2016-17 (*17-1), 2017-18 (6-12)		Tim Jankovich	
22	1983-84 (12-4), 1984-85 (10-6)		Dave Bliss	
22	2023-24 (11-7), 2024-25 (11-4)		Lanier/Enfield	

SMU - Most Conference Road Wins In A Season				
Wins	Season	League	Overall	Coach
8-1	2016-17	17-1	30-5	Tim Jankovich
7-2	2014-15	15-3	27-7	Larry Brown
6-0	1955-56	12-0	26-4	Doc Hayes
6-1	1966-67	12-2	20-6	Doc Hayes
6-2	1983-84	12-4	25-8	Dave Bliss
6-1	2024-25			Andy Enfield

+ Wins from 2013-14 later vacated



SMU fans set a Moody Coliseum attendance record of 7,518 at the 60-51 win vs No. 11 Cincinnati on Feb. 12, 2017.

SEASON ATTENDANCE

Total	Games	Season
124,986	18	2014-15
124,198	18	2016-17
119,878	18	2017-18
117,420	17	2015-16
107,412	19	2013-14
103,856	18	2018-19
101,296	16	1984-85
90,454	14	1978-79
84,283	15	2024-25



Milton '17, '18; Jahmal McMurray '19; Marcus Weathers '22; Zhuric Phelps '24)

- All-AAC 3rd Team (Kendric Davis '20, Tyson Jolly '20, Isiaha Mike '20, Feron Hunt '21)
- AAC Sixth Man of the Year (Markus Kennedy '15, '16; Ben Emelogu II '17)
- NABC Good Works Team Nominee (Semi Ojeleye '16; Jonathan Wilfong '17)
- Senior CLASS Award Nominee (Nic Moore '16; Ben Emelogu II '18)

SMU2NBA / Pros Since 2014:

- Semi Ojeleye selected 37th in 2017 (picked by Boston)
- Sterling Brown selected 46th in 2017 (picked by Philadelphia, then traded to Milwaukee)
- Shake Milton selected 54th in 2018 (picked by Dallas, then traded to Philadelphia)
- Ben Moore spent 2017-19 with Indiana and San Antonio, played 2021-22 with Memphis Hustle
- Feron Hunt signed a two-way with the New York Knicks (3/18/22), then finished 2022-23 with Birmingham (G League affiliate for New Orleans)
- Jahmal McMurray was picked 21st in the 2019 G League draft by the Northern Arizona Suns (Phoenix)
- Michael Weathers was picked 8th in the 2022 G League draft by the Oklahoma City Blue (OKC)
- Played professionally: Ben Emelogu II, Jarrey Foster, Feron Hunt, Markus Kennedy, Jahmal McMurray, Isiaha Mike, Ben Moore, Nic Moore, Efe Odigie, Yanick Moreira, Nick Russell, Jordan Tolbert, Marcus Weathers, Michael Weathers, Samuel Williamson

Mustangs Selected All-American Athletic Conference

- Sterling Brown (2016-17 Second Team)
- Kendric Davis (2019-20 Third Team, 2020-21 First Team, 2021-22 First Team)
- Feron Hunt (2020-21 Third Team)
- Tyson Jolly (2019-20 Third Team)
- Markus Kennedy (2013-14 Second Team, 2014-15 Second Team)
- Jahmal McMurray (2018-19 Second Team)
- Isiaha Mike (2019-20 Third Team)
- Shake Milton (2016-17 Second Team, 2017-18 Second Team)
- Ben Moore (2016-17 Second Team)
- Nic Moore (2013-14 First Team, 2014-15 First Team, 2015-16 First Team)
- Yanick Moreira (2014-15 Second Team)
- Semi Ojeleye (2016-17 First Team)
- Zhuric Phelps (2023-24 Second Team)
- Marcus Weathers (2021-22 Second Team)

AAC HONORS: In the 11 seasons in the AAC, SMU led The American in Players Of The Year (4) and was second in All-AAC honors (20)

AAC Players of the Year

- 4 - SMU (Nic Moore 2014-15, 2015-16; Semi Ojeleye 2016-17; Kendric Davis 2021-22)
 - 2 - Cincinnati, Houston | 1 - Connecticut, Florida Atlantic, Memphis, South Florida, Wichita State
- All-AAC Honors:** 21 - Houston, 20 - SMU, 16 - Cincinnati, 16 - Memphis

AAC CHAMPIONSHIPS: In 11 seasons in the AAC, SMU won two regular-season titles and two tournaments.

- 6 - Houston (4 Season, 2 Tournament)
- 5 - Cincinnati (3 Season, 2 Tournament)
- 4 - SMU (2 Season, 2 Tournament)
- 2 - Louisville (1 Season, 1 Tournament)
- 1 - Temple (Season), Tulsa (Season), Wichita State (Season), Memphis (Tournament), South Florida (Season), UAB (Tournament), UCONN (Tournament)

DAVID B. MILLER COURT: On Dec. 5, 2018, SMU named the Moody Coliseum court after David B. Miller, alumnus and current chair of the Board of Trustees. He was a three-year starter on the basketball team and a member of the 1971-72 Southwest Conference Co-Championship team. Throughout his lifetime, Mr. Miller and his wife, Carolyn Lacy Miller, have committed over \$100 million to SMU, including more than \$50 million to the Cox School of Business, \$20 million toward the expansion and renovation of Moody Coliseum and \$10 million to the ACC Competitiveness Campaign as a member of the First Week Society.

Associate Head Coach Chris Capko and Assistant Coach Jay Morris were selected to the Elite 75 Future Head Coach Power Lunch on April 3 hosted by Silver Waves Media.



ELITE 75 FUTURE HEAD COACH
POWER LUNCH



Chris Capko
SMU



ELITE 75 FUTURE HEAD COACH
POWER LUNCH



Jay Morris
SMU



Moody Coliseum hosted ESPN College GameDay on Feb. 14, 2015, prior to SMU's 73-55 win against defending national champion Connecticut.



- SMU, a private university in Dallas, is a center for global research and teaching that serves approximately 7,000 undergraduates and 5,000 graduate students through eight degree-granting schools.
- SMU ranks in the top 20% of universities by U.S. News and World Report, with top 50 graduate programs in business (34), law (44) and education (48).
- SMU attracts high-achieving students from all 50 states and over 85 countries, with incoming first-year students averaging a 32 ACT score and a 3.7 GPA. Seven out of 10 first-year students receive scholarships or grants, and 75% graduate without debt.
- Within six months of graduation, 91% of graduate students and 86% of undergraduates are employed, enrolled in further education, pursuing military service, or volunteering. The median starting salary for undergraduates is \$70,000 and \$85,000 for graduates.
- Ninety-two percent of SMU student-athletes earn degrees, and 80% graduate with a GPA of 3.0 or higher. SMU's Life after Ball program supports their career readiness through networking, mentoring, and internships.
- Sophisticated high-performance computing and targeted goals are the hallmarks of SMU research which fosters interdisciplinary collaboration on earth hazards and national security; education and technology; data science and urban studies.
- SMU faculty members are elected to prestigious groups such as the National Academy of Sciences, National Academy of Engineering, National Academy of Education, and Arnold and Mabel Beckman Foundation Scholars. They are also fellows of organizations like the National Endowment for the Humanities, American Academy of Arts and Sciences, and John Simon Guggenheim Memorial Foundation, American Council of Learned Societies, National Humanities Center and Harvard Society of Fellows – Junior Fellows.
- SMU graduate students receive prestigious awards like the National Science Foundation Graduate Research Fellowship, National Science Foundation Doctoral Dissertation Research Improvement Grant, Boren Fellowship, and the Federal Highway Administration Dwight D. Eisenhower Transportation Fellowship. They also earn competitive dissertation and career advancement awards, including the Newcombe Doctoral Dissertation Fellowship, Louisville Institute Dissertation Fellowship, PEO Scholar Award, ACLS Emerging Voices and Leading Edge Fellowships.
- SMU undergraduates are regularly selected for competitive national awards, including 31 Goldwater Scholars, four Marshall Scholars, 15 Truman Scholars and two Schwarzman Scholars. In the last five years, 28 students were awarded Fulbright scholarships.



- Entrepreneurship opportunities abound at SMU – through academic majors and minors ranging from business and engineering to the arts – as well as academic centers offering mentoring, funding, competitions and support to students across various disciplines.
- SMU is home to the George W. Bush Presidential Center, Library, Museum, Foundation and Institute, attracting over 1.9 million visitors since opening in 2013.
- SMU is Dallas’ university, located in a city that hosts 24 Fortune 500 companies.
- Dallas was named the No. 1 best sports business city by the Sports Business Journal in 2024, boasting of six professional sports clubs, collegiate athletics, annual premiere events and world class athletics’ facilities.
- SMU Athletics has invested over \$250 million in facilities since 2013. The Garry Weber End Zone Complex at Ford Stadium, opening in fall 2024, features premium fan spaces and dynamic student-athlete facilities.
- SMU is the only NCAA FBS program in Dallas, with a record of 10 national championships, over 200 team conference championships, 100 individual national championships, 150 NCAA top-10 finishes, nearly 2,000 All-American honors and more than 150 Olympic appearances.
- SMU won a school-record eight championships in 2023-24 and is riding a surge of momentum heading into 2024-25, with all 17 programs reaching the postseason and 16 programs winning conference championships since 2013.
- SMU football has more wins than any Division I team in the state of Texas since 2019 and appeared in the AP Top 25 in four of the last five years. In the fall of 2023, the Mustangs won their first conference championship since 1984.
- In 2023-24, SMU finished as the No. 1 American Athletic Conference program and ranked 54th nationally in the final LEARFIELD Directors’ Cup Division I Standings, ahead of six programs from the Big 12, five schools from the ACC, four teams from the Big Ten and three programs from the SEC.
- In the week after the ACC offered membership to SMU, the University raised \$100 million to support its move to the conference, and a total of \$159 million over the 2023-24 fiscal year. In preparation for its inaugural year in the ACC, SMU set a new season ticket sales record for Ford Stadium and is on pace to more than double year over year.

SMU

FALL SPORTS RECAP

- Six Ranked Teams: Football as high as No. 7, Men's Soccer No. 5, Volleyball No. 10, Equestrian No. 2, Men's Golf No. 16, Men's Swimming & Diving No. 19.
- Four postseason bids: Football earning a College Football Playoff bid, Volleyball making the NCAA 2nd Round, Men's Soccer making NCAA Elite 8 and Cross Country finishing 5th at the NCAA South Central Regional (VB hosted NCAA for the first time, MSOC hosted NCAA quarterfinal for the first time since 2001). 30-12-4 in ACC play combined (VB, MSOC, WSOC, FB).
- Football went 8-0 in the ACC, one of just two P4 programs to go unbeaten in league play. SMU is just the 6th program to go at least 8-0 in the ACC and is by far the most successful of any program ever transitioning from G5 to P4.
- Football set a Ford Stadium season attendance record of 228,563, recording five of the 12 largest crowds in stadium history. Volleyball also set a single-game attendance record of 6,773 in the win against No. 2 Nebraska and a season record of 30,976.
- 27 All-ACC Honors, including 19 in football.
- 17 ACC Weekly Honors.

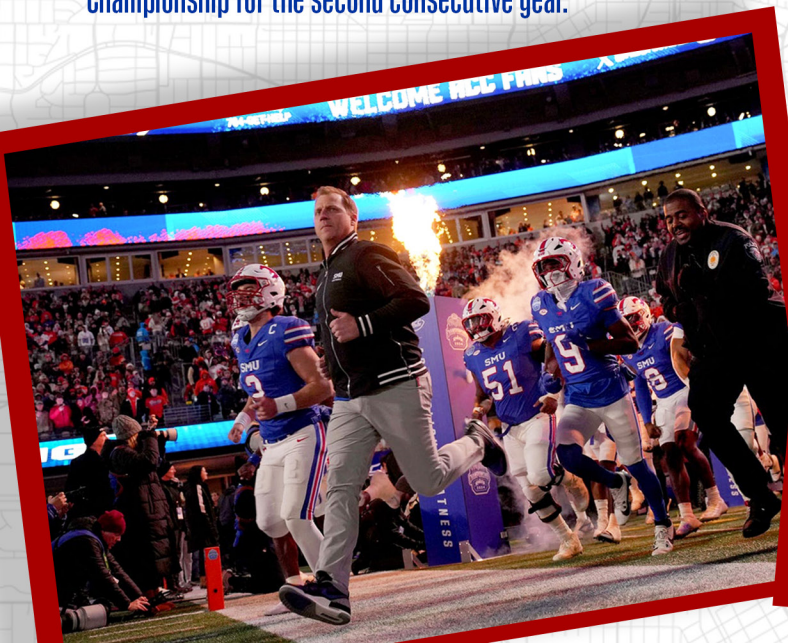




SMU

FALL SPORTS RECAP

- Two Coaches of the Year: Sam Erger (AVCA VB) & Rhett Lashlee (ACC & DCTF FB); Rhett Lashlee was also a finalist for National Coach of the Year in Football.
- 18 National Player of the Year candidates.
- Combined 30-12-4 record in the ACC for SMU's fall sports.
- Nine Fall Sports All-Region honors: program-record four for VB, three for CC (most since 2018), two for MSOC.
- Two-Time Defending National Champion Equestrian is No. 7.
- Men's Basketball won the Acrisure Holiday Invitational with a 77-60 win over Washington State.
- Madison Parker won two US Open swimming titles in the 50 free and 100 free, Nyah Rose was called up to Canada's Women's Soccer National Team in December and Luke Sitz finished in the top six of three diving events at the World Junior Aquatics Championships in Brazil.
- Will Sides won the prestigious Stephens Cup individual golf title as Men's Golf finished second. SMU is one of three programs nationally with three players ranked in the top 60.
- Trevor Svajda advanced to the second round NCAA Individual Tennis Championship for the second consecutive year.





22
KEON
AMBROSE-HYLTON
F, 6-9, 220, SR-2L
Toronto, Ontario
Alabama / Andrews
Osborne Academy

2024-25 (Senior): Contributed 7 points and 3 rebounds in the win over Pitt 2/11... Added 10 points (5-7 FGs) with 2 rebounds and an assist in the win at Miami 1/18... Had 14 points, including 7-8 FTs, with 6 rebounds and 2 assists vs Prairie View A&M 11/18.

2023-24 (Senior): Played all 33 games (20 starts)... Averaged 6.9 points, 4.2 rebounds and 0.9 blocks... Shot an SMU season-record 64.1%... **GAME HIGHLIGHTS:** Had 6 points, career-high 11 rebounds vs Tulane 2/1... 4 blocks, 6 points, 3 rebounds, 2 assists vs Temple 1/16... 8 points, 6 rebounds, 2 assists, 2 blocks vs Charlotte 1/2... Had 12 points (4-5 FG, 4-4 FT), 4 rebounds, 3 blocks, steal, assist vs Houston Christian 12/19... Career-high 19 points on 9-of-9 shooting vs Texas A&M-Commerce 12/3... 10 points (5-7 FG) and 2 blocks in the win vs West Virginia 11/20... 8 points and a career-high 10 rebounds vs Lamar 11/9... **SMU SEASON RECORD:** FG% (64.1%, 1st).

Summer 2023 (SMU 3-0 in Spain): In three games, shot 56.3% from the field (9-16) while averaging 6.0 points and 3.3 rebounds.

2022-23 (Junior): Played all 32 games... 3.4 points, 2.8 rebounds, 0.7 blocks... **GAME HIGHLIGHTS:** 8 points (first 2 3FGs of career), with 2 rebounds and 2 blocks in the win vs Temple 2/8... Had 11 points (5-6 FG), 3 rebounds, 2 blocks in win vs USF 1/29... First career start, 9 points (4-4 FG), 4 rebounds at UCF 1/8... Added 7 points, 4 rebounds, a steal, a block, an assist vs Tulsa 1/1... 16 points (7-8 FG), 3 rebounds, 2 blocks, a steal in win vs Iona 12/22... Had 6 points (3-3 FG), 5 rebounds, block vs [24/25] TCU 12/10.

2020-22 (Fr. & So. at Alabama): Played 11 games, 4.6 minutes for NCAA tournament team... 5 points (2-2 FG) against Miami... SEC First Year Academic Honor Roll... Freshman, played 18 games averaging 4.1 minutes with 1.2 points and 0.7 rebounds...

HIGHS	SEASON	CAREER	CONF. GAME	CONF. TOUR/POST
MINUTES	26, Tarleton St 11/4/24	31, ULM 11/26/23	26, ECU 3/6/24	21, vs Temple 3/14/24
FG	5, Tarleton St 11/4/24 5, Florida A&M 11/7/24 5, at Miami 1/18/25	9, A&M-Commerce 12/3/23	5, USF 1/29/23 5, at Rice 2/7/24 5, at Miami 1/18/25	1 (UA), vs Miss. St. 3/12/21 1 (UA), vs Maryland 3/22/21 1, vs Temple 3/14/24 1, at Indiana St 3/20/24
FGA	8, Prairie View A&M 11/18/24	9, A&M-Commerce 12/3/23	7, Charlotte 1/2/24 7, at Miami 1/18/25	3, at Indiana St 3/20/24
3FG	1, Prairie View A&M 11/18/24 1, Mississippi St 11/22/24 1, Longwood 12/29/24	2, Temple 2/8/23	2, Temple 2/8/23	1, at Indiana St 3/20/24
3FGA	2, Prairie View A&M 11/18/24 2, Mississippi St 11/22/24	2, Temple 2/8/23 2, Tulsa 1/20/24 2, at Wichita St 1/28/24 2, Prairie View A&M 11/18/24 2, Mississippi St 11/22/24	2, Temple 2/8/23 2, Tulsa 1/20/24 2, at Wichita St 1/28/24	1, at Indiana St 3/20/24
FT	7, Prairie View A&M 11/18/24	7, Prairie View A&M 11/18/24	4, Temple 1/16/24 4, ECU 3/6/24	2, vs Temple 3/14/24
FTA	8, Prairie View A&M 11/18/24	8, Prairie View A&M 11/18/24	6, ECU 3/6/24	3, vs Temple 3/14/24
REBOUNDS	6, Prairie View A&M 11/18/24	11, Tulane 2/1/24	11, Tulane 2/1/24	6, vs Temple 3/14/24
ASSISTS	2, Florida A&M 11/7/24 2, Prairie View A&M 11/18/24	3, New Mexico 11/15/22	2 (UA), at LSU 1/19/21 2, Charlotte 1/2/24 2, Temple 1/16/24 2, at [v/r/v] USF 2/25/24	1, vs Temple 3/14/24 1, at Indiana St 3/20/24
BLOCKS	2, Tarleton St 11/4/24 2, Florida A&M 11/7/24	4, Temple 1/16/24	4, Temple 1/16/24	1, vs UCF 3/9/23
STEALS	1, at Butler 11/15/24 1, at North Carolina 1/7/25 1, Stanford 2/1/25	2, UAB 2/4/24 2, at Rice 2/7/24	2, UAB 2/4/24 2, at Rice 2/7/24	
POINTS	14, Prairie View A&M 11/18/24	19, A&M-Commerce 12/3/23	11, USF 1/29/23 11, at [v/r/v] FAU 2/22/24	4, vs Temple 3/14/24

10-15 FGs (.667).... Team earned NCAA Tournament bid

Prep: A four-star prospect by ESPN, Rivals and 247Sports. Ranked by ESPN as the No. 58 overall player in the 2020 class and No. 14 at his position... Ranked by 247Sports.com as the No. 78 overall player in the nation and the No. 13 power forward... Rated No. 2 overall by North Pole Hoops in Canada's 2020 class... Competed in the FIBA World Cup for the Canadian National U-17 Team in 2017 and U-19 National Team in 2019. Basketball Without Borders Global Camp in February 2019. In Nike EYBL circuit, averaged 11.8 points, 6.2 rebounds, 1.3 assists and 1.0 blocks. Peach Jam Invitational, he averaged 20.2 points, 7.2 rebounds, 2.0 assists and 2.8 steals.

2024-25 GAME-BY-GAME STATISTICS

Opponent	Date	GS	Min	FG	FGA	Pct	3FG	FGA	Pct	FT	FTA	Pct	Off	Def	Tot	Avg	PF	FO	A	TO	Blk	Stl	Pts	Avg	
TARLETON ST.	11/04/24		26	5	7	.714	0	1	.000	2	2	1.000	4	1	5	5.0	1	0	3	2	0	0	12	12.0	
FLORIDA A&M	11/07/24	*	21	5	7	.714	0	0	.000	0	0	.000	0	2	2	3.5	4	0	2	0	2	0	10	11.0	
UNC GREENSBORO	11/11/24		17	0	0	.000	0	0	.000	0	0	.000	1	2	3	3.3	1	0	0	0	0	0	0	7.3	
at Butler	11/15/24		19	2	3	.667	0	0	.000	0	0	.000	1	1	2	3.0	1	0	0	0	0	1	4	6.5	
PRAIRIE VIEW	11/18/24		21	3	8	.375	1	2	.500	7	8	.875	4	2	6	3.6	0	0	2	2	0	0	14	8.0	
MISSISSIPPI ST.	11/22/24		18	2	5	.400	1	2	.500	0	0	.000	1	0	1	3.2	2	0	1	0	0	0	5	7.5	
vs California Baptist	11/26/24		4	0	2	.000	0	1	.000	0	0	.000	0	2	2	3.0	0	0	0	0	0	0	0	6.4	
vs Washington St.	11/27/24		2	0	0	.000	0	0	.000	0	2	.000	0	0	0	2.6	0	0	0	0	0	0	0	5.6	
ALABAMA ST.	12/03/24		15	0	4	.000	0	1	.000	2	2	1.000	0	5	5	2.9	0	0	1	0	0	0	2	5.2	
VIRGINIA	12/07/24		9	0	0	.000	0	0	.000	0	0	.000	0	1	1	2.7	0	0	0	0	1	0	0	4.7	
vs LSU	12/14/24		7	2	2	1.000	0	0	.000	0	0	.000	1	1	2	2.6	0	0	0	0	0	0	4	4.6	
at Boston College	12/21/24		15	3	4	.750	0	0	.000	0	0	.000	1	2	3	2.7	0	0	0	1	0	0	6	4.8	
LONGWOOD	12/29/24		8	1	1	1.000	1	1	1.000	0	0	.000	0	0	0	2.5	0	0	0	1	0	0	3	4.6	
DUKE	01/04/25		5	1	4	.250	0	1	.000	0	2	.000	0	0	0	2.3	0	0	1	0	0	0	2	4.4	
at North Carolina	01/07/25		10	0	0	.000	0	0	.000	0	0	.000	0	2	2	2.3	2	0	0	0	0	1	0	4.1	
GEORGIA TECH	01/11/25		10	2	5	.400	0	1	.000	0	0	.000	1	1	2	2.3	1	0	0	1	0	0	4	4.1	
at Virginia	01/15/25		15	2	2	1.000	0	0	.000	0	0	.000	0	4	4	2.4	3	0	1	1	0	0	4	4.1	
at Miami (FL)	01/18/25		13	5	7	.714	0	1	.000	0	0	.000	1	1	2	2.3	0	0	1	0	0	0	10	4.4	
LOUISVILLE	01/21/25		8	0	0	.000	0	0	.000	0	0	.000	0	1	1	2.3	1	0	0	1	0	0	0	4.2	
at NC State	01/25/25		8	0	0	.000	0	0	.000	0	0	.000	1	0	1	2.2	1	0	1	0	0	0	0	4.0	
CALIFORNIA	01/29/25		16	1	3	.333	0	1	.000	1	2	.500	1	3	4	2.3	2	0	0	0	0	0	3	4.0	
STANFORD	02/01/25		14	1	1	1.000	0	0	.000	1	4	.250	2	2	4	2.4	1	0	1	0	0	1	3	3.9	
at Virginia Tech	02/05/25		8	0	1	.000	0	0	.000	0	0	.000	1	1	2	2.3	1	0	0	0	0	0	0	3.7	
PITTSBURGH	02/11/25		13	3	6	.500	0	0	.000	1	2	.500	3	0	3	2.4	1	0	0	1	0	0	7	3.9	
WAKE FOREST	02/15/25		3	1	1	1.000	0	0	.000	0	0	.000	0	0	0	2.3	0	0	0	0	1	0	2	3.8	
at Notre Dame	02/19/25		15	1	4	.250	0	2	.000	0	0	.000	3	2	5	2.4	1	0	1	2	0	0	2	3.7	
Totals			1	320	40	77	.519	3	14	.214	14	24	.583	26	36	62	2.4	23	0	10	15	6	3	97	3.7

Games played: 26
 Minutes/game: 12.3
 Points/game: 3.7
 FG Pct: 51.9
 3FG Pct: 21.4
 FT Pct: 58.3

CAREER STATISTICS

Rebounds/game: 2.4	Year	GP	GS	Min	Avg	FG	FGA	Pct	3FG	FGA	Pct	FT	FTA	Pct	Off	Def	Tot	Avg	PF	FO	Ast	TO	Blk	Stl	Pts	Avg
Assists/game: 0.4	2020-21*	18	0	74	4.1	10	15	.667	0	0	.000	1	4	.250	3	10	13	0.7	9	0	2	3	1	1	21	1.2
Turnovers/game: 0.6	2021-22*	11	0	51	4.6	5	11	.455	0	0	.000	1	3	.333	6	3	9	0.8	10	0	4	4	1	1	11	1.0
Assist/turnover ratio: 0.7	2022-23	32	3	460	14.4	46	70	.657	2	5	.400	14	27	.519	30	60	90	2.8	43	0	9	9	22	7	108	3.4
Steals/game: 0.1	2023-24	33	20	632	19.2	98	153	.641	2	8	.250	31	62	.500	67	70	137	4.2	66	2	25	14	28	14	229	6.9
Blocks/game: 0.2	2024-25	26	1	320	12.3	40	77	.519	3	14	.214	14	24	.583	26	36	62	2.4	23	0	10	15	6	3	97	3.7
	TOTAL	91	24	1412	15.5	184	300	.613	7	27	.259	59	113	.522	123	166	289	3.2	132	2	44	38	56	24	434	4.8
	All*	120	24	1537	12.8	199	326	.610	7	27	.259	61	120	.508	132	179	311	2.6	151	2	50	45	58	26	466	3.9

* Statistics from prior team/school

KEON AMBROSE-HYLTON - 22


SMU Best Season FG Pct (55.0%+) (Since 1953-54)

Minimum 75 Field Goals Made

1	64.1	Keon Ambrose-Hylton (Sr.), 2023-24 (98-153)
2	63.7	Terry Williams (Sr.), 1986-87 (142-233)
3	62.1	Jon Koncak (Jr.), 1983-84 (211-340)
4	62.0	Terry Williams (Jr.), 1985-86 (150-242)
5	61.3	Ben Moore (Fr.), 2013-14 (84-137)
6	60.7	Larry Davis (Jr.), 1983-84 (219-361)
7	60.2	Sterling Brown (Jr.), 2015-16 (109-181)
8	59.2	Jon Koncak (Sr.), 1984-85 (219-370)
9	58.4	Tyreek Smith (Sr.), 2023-24 (104-178)
10	58.1	Terry Thomas (Sr.), 1987-88 (111-191)
11	57.7	Papa Dia (Sr.), 2010-11 (243-421)
12	57.6	Bamba Fall (Sr.), 2008-09 (99-172)
13	57.2	John Colborne (Jr.), 1988-89 (99-173)
	57.2	Ira Terrell (Fr.), 1972-73 (219-383)
—	57.1	Samet Yigitoglu (Fr.), 2024-25
15	56.6	Bamba Fall (Jr.), 2007-08 (124-219)
16	56.5	Larry Davis (Sr.), 1984-85 (177-313)
	56.5	Eric Castro (So.), 2002-03 (105-186)
18	56.4	Larry Davis (So.), 1982-83 (190-337)
19	56.3	Eric Castro (Sr.), 2004-05 (166-295)
20	56.0	Ben Moore (Sr.), 2016-17 (159-284)
21	55.7	Feron Hunt (So.), 2019-20 (132-237)
22	55.6	Jordan Tolbert (Sr.), 2015-16 (133-239)
23	55.1	Ira Terrell (Sr.), 1975-76 (274-497)
24	55.0	Glenn Puddy (Sr.), 1988-89 (144-262)
	55.0	Yanick Moreira (Sr.), 2014-15 (144-262)

SMU Best Season FG% in AAC Games (55.0%+) (Min. 30 FGM)

1	67.4	Keon Ambrose-Hylton (Jr.), 2022-23 (31-46)
2	62.1	Ben Moore (Fr.), 2013-14 (41-66)
3	59.5	Cannen Cunningham (Sr.), 2014-15 (47-79)
4	59.0	Ben Moore (Sr.), 2016-17 (92-156)
5	58.7	Tyreek Smith (Sr.), 2023-24 (61-104)
6	56.9	Cannen Cunningham (Jr.), 2013-14 (33-58)
7	56.7	Markus Kennedy (Jr.), 2014-15 (85-150)
8	56.1	Sterling Brown (Jr.), 2015-16 (69-123)
	56.1	Keon Ambrose-Hylton (Sr.), 2023-24 (46-82)
10	55.6	Markus Kennedy (Sr.), 2013-14 (95-171)
	55.6	Feron Hunt (Jr.), 2020-21 (50-90)
12	55.4	Efe Odigie (Sr.), 2022-23 (92-166)
13	55.3	Sterling Brown (So.), 2014-15 (42-76)



20
JERRELL COLBERT
F, 6-10, 235, Jr.-TR
Houston, Texas
Kansas State / LSU
Houston HS [Tenn.]

2024-25 (Junior): Season-high 13 points (6-8 FG) with 6 rebounds and 2 blocks in win at Boston College 12/21... Added 10 points and 7 rebounds vs Alabama State 12/3... Had 8 points and a career-high tying 4 blocks with 6 rebounds vs Prairie View A&M 11/18.

2023-24 (Sophomore at Kansas State): Averaged 2.6 points, 2.3 rebounds and 1.0 blocks... Helped the Wildcats to a 19-15 overall record, including a tie for ninth in the Big 12 with an 8-10 mark, and a trip to the NIT... Saw action 31 games with 13 starts, averaging 11.3 minutes per game... Started each of the last 13 games... Averaged 2.6 points on 47.5 percent (29-of-61) shooting with 2.3 rebounds and 1.0 blocks per game.

Summer 2023 (Israel and Abu Dhabi with Kansas State): Played in all 3 games with a start in the Wildcats' historic 10-day trip to Jerusalem and Tel Aviv, Israel, and Abu Dhabi, U.A.E., which ran from August 9-20... Averaged 7.0 points on 59.9 percent (7-of-13) shooting with 7.3 rebounds, 1.0 steals and 0.7 blocks in 19 minutes per game.

2022-23 (Sophomore at Kansas State): Did not see action as a redshirt.

2021-22 (Freshman at LSU): Played in 4 games (all coming in the first 10 games) for an LSU team that posted a 22-12 overall record, including a 9-9 mark in SEC play, and advanced to the NCAA Tournament in 2021-22... Logged just 27 minutes, averaging 6.6 per game... Averaged 0.5 points on 25 percent shooting (1-of-4) with 1.3 rebounds, 0.5 assists and 0.5 steals per game.

Prep: Rated as a consensus Top 150 prospect out of Houston High School in Germantown, Tenn., where he played his senior season in 2020-21... Also ranked as 4-star recruit by Rivals... Rated as the No. 134 national prospect by 247Sports, along with the 20th-best center and the third-best player in the state of Tennessee... Helped lead

HIGHS	SEASON	CAREER	CONF. GAME	CONF. TOUR/POST
MINUTES	22, at Boston College 12/21/24	22, at Boston College 12/21/24	22, at Boston College 12/21/24	14 (KS), vs Texas 3/13/24
FG	6, at Boston College 12/21/24	6, at Boston College 12/21/24	6, at Boston College 12/21/24	1 (KS), vs Texas 3/13/24 1 (KS), at Iowa 3/19/24
FGA	8, at Boston College 12/21/24	8 (KS), at Cincinnati 3/2/24 8, at Boston College 12/21/24	8 (KS), at Cincinnati 3/2/24 8, at Boston College 12/21/24	2 (KS), at Iowa 3/19/24
3FG				
3FGA	1, Florida A&M 11/7/24	1 (LSU), NW St 12/14/21 1, Florida A&M 11/7/24		
FT	6, Alabama St 12/3/24	7 (KS), North Alabama 12/2/23	6 (KS), at Cincinnati 3/2/24	1 (KS), vs Texas 3/13/24
FTA	8, [4/4] Duke 1/4/25	8, [4/4] Duke 1/4/25	8, [4/4] Duke 1/4/25	2 (KS), vs Texas 3/13/24 2 (KS), vs Iowa St 3/14/24
REBOUNDS	7, Alabama St 12/3/24	8 (KS), North Alabama 12/2/23	7 (KS), West Virginia 2/26/24 7 (KS), at Cincinnati 3/2/24	3 (KS), at Iowa 3/19/24
ASSISTS	2, at Miami 1/18/25	3 (KS), Kansas 2/5/24	3 (KS), Kansas 2/5/24	
BLOCKS	4, Prairie View A&M 11/18/24	4 (KS), S.D. State 11/13/23 4, Prairie View A&M 11/18/24	2 (KS), at West Virginia 1/9/24 2 (KS), Kansas 2/5/24	1 (KS), vs Iowa St 3/14/24 1 (KS), at Iowa 3/19/24
STEALS	3, at Butler 11/15/24	3, at Butler 11/15/24	2 (KS), Oklahoma St 1/20/24 2 (KS), at Iowa St 1/24/24 2, at Boston College 12/21/24 2, Cal 1/29/25	
POINTS	13, at Boston College 12/21/24	15 (KS), at Cincinnati 3/2/24	15 (KS), at Cincinnati 3/2/24	2 (KS), at Iowa 3/19/24

Houston High School to their first-ever Class 3A State Championship in 2020-21 while playing for former NBA player Mike Miller.

Personal: Parents are Michael and Bernice Colbert... Has an older brother, Terrell... Grew to 6-feet by the sixth grade and was 6-foot-7 by his freshman year of high school... Dunked for the first time in the seventh grade while playing against freshmen... Held 17 high-major offers out of high school, including Arkansas, Baylor, Cal, Houston, Memphis, TCU, Texas, Texas A&M, Texas Tech, Virginia Tech and Wake Forest, before selecting LSU.

2024-25 GAME-BY-GAME STATISTICS

Opponent	Date	GS	Min	FG	FGA	Pct	3FG	FGA	Pct	FT	FTA	Pct	Off	Def	Tot	Avg	PF	FO	A	TO	Blk	Stl	Pts	Avg
TARLETON ST.	11/04/24	7	1	1	1,000	0	0	0	.000	1	1	1,000	0	1	1	1.0	5	1	0	1	1	0	3	3.0
FLORIDA A&M	11/07/24	11	3	5	.600	0	1	0	.000	0	0	.000	0	1	1	1.0	5	1	1	0	1	1	6	4.5
UNC GREENSBORO	11/11/24	7	0	1	1,000	0	0	0	.000	1	2	.500	1	1	2	1.3	2	0	0	0	0	0	1	3.3
at Butler	11/15/24	16	1	2	.500	0	0	0	.000	1	2	.500	2	1	3	1.8	1	0	0	1	2	3	3	3.3
PRAIRIE VIEW	11/18/24	19	2	4	.500	0	0	0	.000	4	4	1,000	2	4	6	2.6	3	0	1	0	4	0	8	4.2
MISSISSIPPI ST.	11/22/24	10	1	1	1,000	0	0	0	.000	2	4	.500	1	2	3	2.7	0	0	0	0	1	0	4	4.2
vs California Baptist	11/26/24	9	0	1	1,000	0	0	0	.000	0	0	.000	1	0	1	2.4	2	0	0	3	2	0	0	3.6
vs Washington St.	11/27/24	1	0	0	.000	0	0	0	.000	0	0	.000	0	0	0	2.1	0	0	0	0	0	0	0	3.1
ALABAMA ST.	12/03/24	14	2	3	.667	0	0	0	.000	6	6	1,000	4	3	7	2.7	2	0	0	0	1	0	10	3.9
VIRGINIA	12/07/24	10	1	1	1,000	0	0	0	.000	0	0	.000	2	0	2	2.6	1	0	0	0	0	0	0	2.7
vs LSU	12/14/24	6	1	1	1,000	0	0	0	.000	0	1	1,000	0	1	1	2.5	1	0	0	0	0	1	2	3.5
at Boston College	12/21/24	22	6	8	.750	0	0	0	.000	1	1	1,000	2	4	6	2.8	1	0	1	1	2	1	13	4.3
LONGWOOD	12/29/24	10	1	1	1,000	0	0	0	.000	0	0	.000	0	0	0	2.5	3	0	0	3	2	0	2	4.2
DUKE	01/04/25	12	0	2	.000	0	0	0	.000	4	8	.500	1	0	1	2.4	1	0	0	0	1	0	4	4.1
at North Carolina	01/07/25	6	0	0	.000	0	0	0	.000	0	0	.000	0	0	0	2.3	0	0	3	2	0	0	0	3.9
GEORGIA TECH	01/11/25	3	0	0	.000	0	0	0	.000	0	0	.000	0	0	0	2.1	0	0	0	1	0	0	0	3.6
at Virginia	01/15/25	0	0	0	.000	0	0	0	.000	0	0	.000	0	0	0	2.0	0	0	0	0	0	0	0	3.4
at Miami (FL)	01/18/25	9	1	2	.500	0	0	0	.000	2	2	1,000	0	2	2	2.0	2	0	2	1	1	0	4	3.4
LOUISVILLE	01/21/25	2	0	1	.000	0	0	0	.000	0	0	.000	0	0	0	1.9	0	0	0	0	0	0	0	3.3
at NC State	01/25/25	2	0	0	.000	0	0	0	.000	0	0	.000	0	2	2	1.9	0	0	0	0	0	0	0	3.1
CALIFORNIA	01/29/25	13	1	1	1,000	0	0	0	.000	0	0	.000	1	1	2	1.9	3	0	0	3	1	2	2	3.0
STANFORD	02/01/25	10	1	2	.500	0	0	0	.000	1	2	.500	1	3	4	2.0	3	0	0	0	1	0	3	3.0
at Virginia Tech	02/05/25	4	0	0	.000	0	0	0	.000	0	0	.000	0	0	0	1.9	2	0	0	0	0	0	0	2.9
PITTSBURGH	02/11/25	10	0	0	.000	0	0	0	.000	0	0	.000	0	1	1	1.9	6	1	0	1	0	0	0	2.8
WAKE FOREST	02/15/25	11	0	0	.000	0	0	0	.000	1	2	.500	5	1	6	2.0	2	0	1	2	0	1	1	2.7
at Notre Dame	02/19/25	10	2	3	.667	0	0	0	.000	0	0	.000	1	0	1	2.0	3	0	1	1	0	0	4	2.8
Totals		0	234	24	40	.600	0	1	.000	24	35	.686	24	28	52	2.0	48	3	7	21	22	9	72	2.8

Games played: 26
 Minutes/game: 9.0
 Points/game: 2.8
 FG Pct: 60.0
 3FG Pct: 0.0
 FT Pct: 68.6

CAREER STATISTICS

Rebounds/game: 2.0	Assists/game: 0.3	Turnovers/game: 0.8	Assist/turnover ratio: 0.3	Steals/game: 0.3	Blocks/game: 0.8	Year	GP	GS	Min	Avg	FG	FGA	Pct	3FG	FGA	Pct	FT	FTA	Pct	Off	Def	Tot	Avg	PF	FO	Ast	TO	Blk	Stl	Pts	Avg
						2021-22*	4	0	26	6.5	1	4	.250	0	1	.000	0	0	.000	2	3	5	1.3	5	0	2	1	3	2	2	0.5
						2023-24*	35	13	351	10.0	29	61	.475	0	0	.000	22	42	.524	28	44	72	2.1	63	1	13	22	32	10	80	2.3
						2024-25	26	0	234	9.0	24	40	.600	0	1	.000	24	35	.686	24	28	52	2.0	48	3	7	21	22	9	72	2.8
						All*	65	13	611	9.4	54	105	.514	0	2	.000	46	77	.597	54	75	129	2.0	116	4	22	44	57	21	154	2.4

* Statistics from prior team/school



33
MATT CROSS
F, 6-7, 230, Sr.-TR
Beverly, Mass.
UMass / Louisville /
Miami (FL)
Brewster Academy [NH]

2024-25 (Senior): Game-high 21 points with 7 rebounds, 2 steals and 2 assists in win at Virginia Tech 2/5... Totaled 15 points, 14 rebounds, 2 blocks and an assist in win vs Cal 1/29... Had 17 points (6-8 FG, 3-5 3FG), 6 rebounds, 4 assists, a steal at Miami 1/18... Added 11 points, 7 rebounds, 4 assists, 3 steals and 2 blocks in win vs Georgia Tech 1/11... Had 13 points, 11 rebounds and 2 steals at North Carolina 1/7... Season-high 20 points (7-9 FG, 3-3 3FG, 3-3 FT) with 8 rebounds, 3 assists, steal in win at Boston College 12/21... in the win Had 16 points, 16 rebounds, 2 assists, a steal and a block in the win over LSU 12/14... Had 12 points and 10 rebounds vs Alabama State 12/3... Added 7 points and a team-high 10 rebounds in the Acisure Holiday Invitational Championship vs Washington State 11/27... Had 12 points, 9 rebounds and 4 assists vs Mississippi St 11/22... **AWARDS:** ACC Player of the Week (D16).

2023-24 (Sr. UMass): NABC All-District... All-A-10 1st-Team... 15.3 pts, 8.3 rebs, 3.0 asts, 1.5 stls... 54.0% FG, 32.9% 3FG, 79.8% FT... 5 dbl-dbls... 18 pts, 14 rebs at Dayton 1/7... 8 stls vs Siena 12/30... 31 pts vs CCSU 11/22 (11-13 FG, 3-3 3FG)... 16 pts, 16 rebs vs Harvard 11/17.

2022-23 (Jr. UMass): 25 games (23 starts)... 12.2 pts, 6.3 rebs (led team)... 14 rebs vs Murray St 11/18 (All-Myrtle Beach Invitational)... HOF Invitational MVP, 12 pts, 9 rebs, 2 stls, 2 blks vs Hofstra 12/11... 19 pts, 13 rebs vs North Texas 12/17... 15 pts, 10 rebs at VCU 1/17... 14 pts, 10 rebs at Saint Joseph's 1/21... 28 pts vs Davidson 1/25.

2021-22 (So. Louisville): Started 9 games... 5.8 pts, 3.9 rebs... Dbl-dbl vs North Carolina with 13 pts, 15 rebs.

2020-21 (Fr. Miami): 14 games (9 starts)... Avg. nearly 7 points, 40% 3FGs... 16 points

HIGHS	SEASON	CAREER	CONF. GAME	CONF. TOUR/POST
MINUTES	39, Wake Forest 2/15/25	39, (UL), N. Carolina 1/2/22 39, Wake Forest 2/15/25	39, (UL), N. Carolina 1/2/22 39, Wake Forest 2/15/25	37 (Ma.), VCU 3/14/24
FG	7, at Boston College 12/21/24 7, [25/rv] Louisville 12/1/25 7, at Virginia Tech 2/5/25	11 (Ma.), C. Conn. St. 11/22/23	10 (Ma.), Davidson 2/4/24	2 (Ma.), VCU 3/14/24
FGA	14, at Virginia Tech 2/5/25	16 (Ma.), vs Murray St 11/18/22 15 (Ma.), Davidson 2/4/24 15 (Ma.), at VCU 1/17/23	15 (Ma.), Davidson 2/4/24	9 (Ma.), VCU 3/14/24
3FG	3, at Boston College 12/21/24 3, at Miami 1/18/25 3, Stanford 2/1/25 3, Wake Forest 2/15/25	4 (UM), at Va. Tech 12/29/2020 4 (UM), Louisville 1/16/21	4 (UM), at Va. Tech 12/29/2020 4 (UM), Louisville 1/16/21	1 (Ma.), Richmond 3/7/23 1 (Ma.), VCU 3/14/24
3FGA	9, Wake Forest 2/15/25	9 (Ma.), Georgia Tech 12/21/23 9, Wake Forest 2/15/25	9, Wake Forest 2/15/25	5 (Ma.), VCU 3/14/24
FT	5, Longwood 12/29/24 5, at Virginia Tech 2/5/25	12 (Ma.), Rhode Island 1/14/23 12 (Ma.), Rhode Island 1/14/23	12 (Ma.), Rhode Island 1/14/23	2 (Ma.), VCU 3/14/24
FTA	6, Mississippi St 11/22/24 6, vs LSU 12/14/24 6, Longwood 12/29/24 6, Pitt 2/11/25	14 (Ma.), Rhode Island 1/14/23 14 (Ma.), Rhode Island 1/14/23	14 (Ma.), Rhode Island 1/14/23	2 (Ma.), VCU 3/14/24
REBOUNDS	16, vs LSU 12/14/24	16 (Ma.), Harvard 11/17/23 16, vs LSU 12/14/24	15, (UL), N. Carolina 1/2/22	8 (Ma.), Richmond 3/7/23 8 (Ma.), VCU 3/14/24
ASSISTS	4, Mississippi St 11/22/24 4, Longwood 12/29/24 4, Georgia Tech 1/11/25 4, at Miami 1/18/25	7 (UM), Clemson 1/2/21	7 (UM), Clemson 1/2/21	5 (Ma.), VCU 3/14/24
BLOCKS	2, Georgia Tech 1/11/25 2, Cal 1/29/25	2, 10 times	2, 5 times	1 (Ma.), Richmond 3/7/23
STEALS	3, Georgia Tech 1/11/25 3, at Notre Dame 2/19/25	8 (Ma.), Siena 12/30/23	4 (Ma.), at VCU 1/17/2023 4 (Ma.), at Saint Joseph's 1/21/23	1 (Ma.), Richmond 3/7/23
POINTS	20, at Boston College 12/21/24	31 (Ma.), C. Conn. St. 11/22/23 28 (Ma.), Davidson 2/4/24	28 (Ma.), Davidson 2/4/24	7 (Ma.), VCU 3/14/24
DOUBLE-DOUBLES				
1 - (UL), North Carolina 2/1/11 (13 pts, 15 rebs)			2 - (UM), vs Murray St 11/18/22 (15 pts, 14 rebs)	
3 - (UM), vs North Texas (19 pts, 13 rebs)			4 - (UM), at VCU 1/17/23 (15 pts, 10 rebs)	
5 - (UM), at Saint Joseph's 1/21/23 (14 pts, 10 rebs)			6 - (UM), Harvard 11/17/23 (16 pts, 16 rebs)	
7 - (UM), West Virginia 12/16/23 (13 pts, 13 rebs)			8 - (UM), at Dayton 1/7/24 (18 pts, 14 rebs)	
9 - (UM), at Richmond 2/14/24 (16 pts, 13 rebs)			10 - (UM), VCU 2/20/24 (18 pts, 12 rebs)	
11 - Prairie View A&M 11/18/24 (17 pts, 12 rebs)			12 - Alabama State 12/3/24 (12 pts, 10 rebs)	
13 - vs LSU 12/14/24 (16 pts, 16 rebs)			14 - at North Carolina 1/7/25 (13 pts, 11 rebs)	
15 - at NC State 1/25/25 (11 pts, 10 rebs)			16 - Cal 1/29/25 (15 pts, 14 rebs)	

vs Louisville and No. 24 Virginia Tech.

Prep: 18.6 pts, 10 rebs, 3 asts as senior at Brewster Academy... Top-100 in 2020 class... No. 86 recruit in ESPN 100, No. 93 in 247Sports, No. 99 in Rivals.com.

2024-25 GAME-BY-GAME STATISTICS

Opponent	Date	GS	Min	FG	Pct	3FG	Pct	FTA	Pct	FT	FTA	Pct	Off	Def	Tot	Avg	PF	FO	A	TO	Blk	Stl	Pts	Avg	
TARLETON ST.	11/04/24	*	1	0	1.000	0	0.000	0	0.000	0	0	0.000	0	0	0	0.0	0	0	0	0	0	0	0	0	0.0
FLORIDA A&M	11/07/24		DNP																						
UNC GREENSBORO	11/11/24		20	3	5.600	1	2.500	1	2.500	1	2.500	2	3	5	2.5	0	0	0	0	0	0	0	8	4.0	
at Butler	11/15/24		22	1	6.167	0	3.000	2	2.000	2	2.000	1	5	6	3.7	3	0	1	2	0	1	4	4.0		
PRAIRIE VIEW	11/18/24		27	6	8.750	2	4.500	3	4.750	3	9	12	5.8	3	9	5.8	3	0	2	1	0	2	17	7.3	
MISSISSIPPI ST.	11/22/24	*	31	3	6.500	2	5.400	4	6.667	2	7	9	6.4	1	0	4	1	0	4	0	1	0	12	8.2	
vs California Baptist	11/26/24	*	31	3	4.750	1	1.000	0	0.000	2	6	8	6.7	1	0	1	0	1	0	2	2	2	7	8.0	
vs Washington St.	11/27/24	*	37	3	9.333	0	2.000	1	1.000	7	3	10	7.1	2	0	2	2	2	2	0	2	2	7	7.9	
ALABAMA ST.	12/03/24	*	26	4	7.571	2	5.400	2	2.000	2	8	10	7.5	1	0	0	2	0	2	0	1	12	8.4		
VIRGINIA	12/07/24	*	26	2	9.222	1	6.167	1	3.333	2	8	10	7.8	3	0	3	3	0	3	3	0	1	6	8.1	
vs LSU	12/14/24	*	35	6	12.500	1	2.500	3	6.500	7	9	16	8.6	2	0	2	3	1	1	1	1	16	8.9		
at Boston College	12/21/24	*	31	7	9.778	3	3.000	3	3.000	4	4	8	8.5	2	0	3	1	0	1	0	1	20	9.9		
LONGWOOD	12/29/24	*	31	6	10.600	2	5.400	5	6.833	1	3	4	8.2	0	4	2	1	1	1	1	1	19	10.7		
DUKE	01/04/25	*	34	4	11.364	2	7.286	1	3.333	2	6	8	8.2	0	0	3	1	0	0	0	0	0	11	10.7	
at North Carolina	01/07/25	*	33	5	11.455	1	3.333	2	2.000	3	8	11	8.4	3	0	1	2	0	2	0	2	13	10.9		
GEORGIA TECH	01/11/25	*	32	4	10.400	2	6.333	1	2.500	2	5	7	8.3	2	0	4	2	2	2	3	11	10.9			
at Virginia	01/15/25	*	24	0	2.000	0	1.000	1	1.000	1	5	6	8.1	4	0	0	3	0	0	0	0	0	0	10.2	
at Miami (FL)	01/18/25	*	23	6	8.750	3	5.600	2	2.000	2	4	6	8.0	2	0	4	1	0	1	0	1	17	10.6		
LOUISVILLE	01/21/25	*	34	7	11.636	2	4.500	2	2.000	3	5	8	8.0	1	0	2	3	0	0	0	0	18	11.0		
at NC State	01/25/25	*	32	4	10.400	1	4.250	2	3.667	3	7	10	8.1	2	0	1	2	1	0	1	0	11	11.0		
CALIFORNIA	01/29/25	*	34	5	10.500	2	6.333	3	4.750	3	11	14	8.4	3	0	1	3	2	0	0	15	11.2			
STANFORD	02/01/25	*	28	6	10.600	3	5.600	1	2.500	2	6	8	8.4	0	0	0	2	1	0	1	0	16	11.4		
at Virginia Tech	02/05/25	*	33	7	14.500	2	6.333	5	5.000	3	4	7	8.3	1	0	2	1	0	2	1	0	21	11.9		
PITTSBURGH	02/11/25	*	28	4	7.571	2	3.667	3	6.500	2	3	5	8.2	2	0	2	1	0	1	0	1	13	11.9		
WAKE FOREST	02/15/25	*	39	4	10.400	3	9.333	0	0.000	2	7	9	8.2	3	0	1	1	1	1	1	1	11	11.9		
at Notre Dame	02/19/25	*	26	5	9.556	2	4.500	2	2.000	2	7	9	8.2	2	0	2	1	1	1	1	3	14	12.0		
Totals			22	718	105	209	.502	40	101	.396	49	69	.710	63	143	206	8.2	43	0	45	39	13	25	299	12.0

Games played: 25
 Minutes/game: 28.7
 Points/game: 12.0
 FG Pct: 50.2
 3FG Pct: 39.6
 FT Pct: 71.0

CAREER STATISTICS

Year	GP	GS	Min	Avg	FG	FGA	Pct	3FG	FGA	Pct	FT	FTA	Pct	Off	Def	Tot	Avg	PF	FO	Ast	TO	Blk	Stl	Pts	Avg
2020-21*	14	9	370	26.4	35	78	.449	20	50	.400	7	8	.875	15	34	49	3.5	22	0	20	21	7	11	97	6.9
2021-22*	28	9	537	19.2	56	146	.384	25	88	.284	25	36	.694	35	73	108	3.9	56	0	13	33	14	17	162	5.8
2022-23*	25	23	671	26.8	102	254	.402	26	74	.351	74	93	.796	58	99	157	6.3	48	1	44	54	14	37	304	12.2
2023-24*	28	27	845	30.2	149	276	.540	26	79	.329	103	129	.798	69	162	231	8.3	60	0	85	68	9	41	427	15.3
2024-25	25	22	718	28.7	105	209	.502	40	101	.396	49	69	.710	63	143	206	8.2	43	0	45	39	13	25	299	12.0
All*	120	90	3141	26.2	447	963	.464	137	392	.349	258	335	.770	240	511	751	6.3	229	1	207	215	57	131	1289	10.7

* Statistics from prior team/school



O
B.J.
EDWARDS
G, 6-3, 185, JR-1L
Knoxville, Tennessee
Tennessee
Knoxville Catholic HS

x2024-25 (Junior): Had 6 points, 8 assists (1 turnover), 8 rebounds and 2 steals in the win at Virginia Tech 2/5... Had 15 points, career-high 9 rebounds, 5 assists and a steal in win vs Cal 1/29... Career-highs of 19 points (8-11 FGs, 2-2 3FGs) and 6 steals with 6 assists and 3 rebounds in win vs Georgia Tech 1/11... Had 16 points (6-8 FG, 1-2 3FG, 3-3 FT) with 2 assists, 2 steals and 2 rebounds in win at Boston College 12/21... 12 points (3-4 FG, 1-1 3FGs, 5-6 FTs), 8 rebounds, 6 assists, 3 steals in win vs LSU 12/14... Career-high 17 points with 4 assists and 3 steals in Acrisure Holiday Invitational semifinal vs Cal Baptist 11/26... Career-high 17 points, career-high tying 5 steals, 7 rebounds vs UNC Greensboro 11/11... Had 13 points (5-7 FGs), 7 rebounds and 3 steals vs FAMU 11/7... Career-high 13 points with 6 rebounds, 4 steals and 3 assists in season-opening win vs Tarleton State 11/4.

2023-24 (Sophomore): Played all 33 games (30 starts)... Averaged 3.7 points, 3.1 rebounds and 2.9 assists with a 2.43 assist-to-turnover ratio... **GAME HIGHLIGHTS:** 10 pts, 6 asts, 3 stls vs Temple 1/16... 8 pts, 9 rebs, 9 asts, 5 sts vs Western Illinois 11/8. **Summer 2023 (SMU 3-0 in Spain):** 3 games, averaged 6.0 asts, 5.3 pts, 6.0 rebs w/ 3.0 ast/to ratio... near triple-double in the win in Valencia (10 pts, 10 rebs, 8 asts). **2022-23 (Freshman at Tennessee):** Played 14 games... team made the NCAA Sweet 16. **Prep:** Knoxville Catholic HS, coached by Michael Hutchens... 4 years, played 116 games, scored 2,240 points... avg. 19.3 points, 7.1 rebounds, 5.0 assists, 2.5 steals while shooting 52% FGs, 33% 3FGs (161 of 494)... Consensus 4-star prospect was rated as No. 71 overall prospect in Class of 2022 by Rivals.com... Mr. Basketball finalist as a senior in 2021-22, named to Tennessee Division II-AA All-State Team after winning Division II-AA State title game... Averaged 20.3 points, 7.9 rebounds, 5.3 assists, 3.2 steals as a senior... In 2022 state semifinals, had 23 points (18 in second half), 13 rebounds and 5

HIGHS	SEASON	CAREER	CONF. GAME	CONF. TOUR/POST
MINUTES	38, Wake Forest 2/15/25	38, Wake Forest 2/15/25	38, Wake Forest 2/15/25	22, at Indiana St 3/20/24
FG	8, Georgia Tech 1/11/25	8, Georgia Tech 1/11/25	8, Georgia Tech 1/11/25	1, vs Temple 3/14/24 1, at Indiana St 3/20/24
FGA	14, Wake Forest 2/15/25	14, Wake Forest 2/15/25	14, Wake Forest 2/15/25	4, at Indiana St 3/20/24
3FG	2, 5 times	2, 5 times	2, Georgia Tech 1/11/25 2, at NC State 1/25/25	1, vs Temple 3/14/24
3FGA	6, Wake Forest 2/15/25	6, Wake Forest 2/15/256	6, Wake Forest 2/15/25	1, vs Temple 3/14/24 1, at Indiana St 3/20/24
FT	7, [25/rv] Louisville 1/21/25	7, [25/rv] Louisville 1/21/25	7, [25/rv] Louisville 1/21/25	2, at Indiana St 3/20/24
FTA	8, [25/rv] Louisville 1/21/25	8, [25/rv] Louisville 1/21/25	8, [25/rv] Louisville 1/21/25	2, at Indiana St 3/20/24
REBOUNDS	9, Cal 1/29/25	9, W. Illinois 11/8/23 9, Cal 1/29/25	9, Cal 1/29/25	6, vs Temple 3/14/24 6, at Indiana St 3/20/24
ASSISTS	8, at Virginia Tech 2/5/25	9, W. Illinois 11/8/23	8, at Virginia Tech 2/5/25	3, vs Temple 3/14/24
BLOCKS	2, Pitt 2/11/25	2, Pitt 2/11/25	2, Pitt 2/11/25	
STEALS	6, Georgia Tech 1/11/25	6, Georgia Tech 1/11/25	6, Georgia Tech 1/11/25	1, vs Temple 3/14/24
POINTS	19, Georgia Tech 1/11/25	19, Georgia Tech 1/11/25	19, Georgia Tech 1/11/25	4, at Indiana St 3/20/24

assists to propel Catholic past unbeaten Brentwood Academy... Junior season in 2020-21, led Catholic to a 21-4 record and state semifinal appearance, averaging 19.9 points, 7.0 rebounds, 5.1 assists... 2021 TSSAA Division II-AA Mr. Basketball; 2020-21 MaxPreps Tennessee High School Basketball Player of the Year... Sophomore in 2019-20, won Division II-AA state championship—the school's first ever state title... In the 2020 state championship game, he scored 14 points to lead Catholic past Briarcrest Christian... 2019-20 campaign, he averaged 19.5 points, 7.4 rebounds and 5.8 assists per game and was named a finalist for 2020 Division II-AA Mr. Basketball... Led team in scoring and assists as a freshman and sophomore at Catholic... Played AAU with the BMaze Elite program, founded by former Tennessee point guard Bobby Maze (2008-10).

2024-25 GAME-BY-GAME STATISTICS

Opponent	Date	GS	Min	FG	FGA	Pct	3FG	FGA	Pct	FT	FTA	Pct	Off	Def	Tot	Avg	PF	FO	A	TO	Blk	Stl	Pts	Avg	
TARLETON ST.	11/04/24	*	29	4	8	.500	2	3	.667	3	5	.600	2	4	6	6.0	0	0	3	2	1	4	13	13.0	
FLORIDA A&M	11/07/24	*	26	5	7	.714	1	2	.500	2	3	.667	3	4	7	6.5	0	0	6	2	0	3	13	13.0	
UNC GREENSBORO	11/11/24	*	33	6	12	.500	2	5	.400	3	4	.750	2	5	7	6.7	1	0	1	2	1	5	17	14.3	
at Butler	11/15/24	*	18	0	4	.000	0	1	.000	1	2	.500	0	4	4	6.0	2	0	2	0	0	1	1	11.0	
PRAIRIE VIEW	11/18/24	*	19	2	7	.286	0	3	.000	0	0	.000	2	2	4	5.6	1	0	4	2	1	1	4	9.6	
MISSISSIPPI ST.	11/22/24	*	29	3	5	.600	2	4	.500	2	2	1.000	0	2	2	5.0	1	0	2	5	0	1	10	9.7	
vs California Baptist	11/26/24	*	33	7	10	.700	1	4	.250	2	2	1.000	0	1	1	4.4	1	0	4	0	0	3	17	10.7	
vs Washington St.	11/27/24	*	25	5	13	.385	1	3	.333	2	2	1.000	2	3	5	4.5	0	0	3	1	0	0	13	11.0	
ALABAMA ST.	12/03/24	*	25	5	8	.625	0	1	.000	1	2	.500	0	2	2	4.2	1	0	5	0	0	2	11	11.0	
VIRGINIA	12/07/24	*	34	0	3	.000	0	1	.000	0	0	.000	0	2	2	4.0	0	0	3	1	0	4	0	9.9	
vs LSU	12/14/24	*	29	3	4	.750	1	1	1.000	5	6	.833	0	8	8	4.4	2	0	6	3	0	3	12	10.1	
at Boston College	12/21/24	*	27	6	8	.750	1	2	.500	3	3	1.000	0	2	2	4.2	1	0	2	1	0	2	16	10.6	
LONGWOOD	12/29/24	*	28	3	5	.600	0	1	.000	0	0	.000	0	1	1	3.9	1	0	5	3	1	2	6	10.2	
DUKE	01/04/25	*	14	1	3	.333	0	0	.000	0	0	.000	2	0	2	3.8	3	0	1	0	0	0	2	9.6	
at North Carolina	01/07/25	*	30	5	13	.385	0	2	.000	5	6	.833	0	2	2	3.7	1	0	1	0	0	2	15	10.0	
GEORGIA TECH	01/11/25	*	29	8	11	.727	2	2	1.000	1	2	.500	1	2	3	3.6	2	0	6	1	0	6	19	10.6	
at Virginia	01/15/25	*	33	3	8	.375	1	3	.333	1	2	.500	2	3	5	3.7	3	0	1	2	0	2	8	10.4	
at Miami (FL)	01/18/25	*	27	4	4	1.000	2	2	1.000	0	0	.000	1	3	4	3.7	1	0	6	2	0	2	10	10.4	
LOUISVILLE	01/21/25	*	34	4	7	.571	1	4	.250	7	8	.875	0	4	4	3.7	1	0	4	0	0	3	16	10.7	
at NC State	01/25/25	*	28	3	6	.500	2	4	.500	0	0	.000	0	6	6	3.9	2	0	1	3	0	1	8	10.6	
CALIFORNIA	01/29/25	*	34	6	12	.500	0	2	.000	3	4	.750	4	5	9	4.1	1	0	5	1	0	1	15	10.8	
STANFORD	02/01/25	*	29	3	8	.375	0	3	.000	0	0	.000	0	2	2	4.0	1	0	4	4	0	2	6	10.5	
at Virginia Tech	02/05/25	*	35	2	9	.222	0	2	.000	2	2	1.000	1	7	8	4.2	0	0	8	1	0	2	6	10.3	
PITTSBURGH	02/11/25	*	29	3	6	.500	0	2	.000	2	2	1.000	1	6	7	4.3	1	0	6	3	2	2	8	10.3	
WAKE FOREST	02/15/25	*	38	4	14	.286	0	6	.000	4	5	.800	4	2	6	4.4	2	0	5	2	0	2	12	10.3	
at Notre Dame	02/19/25	*	30	3	5	.600	1	1	1.000	1	2	.500	0	6	6	4.4	1	0	4	2	0	3	8	10.2	
Totals			26	745	98	200	.490	20	64	.313	50	64	.781	27	88	115	4.4	30	0	98	43	6	59	266	10.2

Games played: 26
 Minutes/game: 28.7
 Points/game: 10.2
 FG Pct: 49.0
 3FG Pct: 31.3
 FT Pct: 78.1

Rebounds/game: 4.4
 Assists/game: 3.8
 Turnovers/game: 1.7
 Assist/turnover ratio: 2.3
 Steals/game: 2.3
 Blocks/game: 0.2

CAREER STATISTICS

Year	GP	GS	Min	Avg	FG	FGA	Pct	3FG	FGA	Pct	FT	FTA	Pct	Off	Def	Tot	Avg	PF	FO	Ast	TO	Blk	Stl	Pts	Avg
2022-23*	14	0	60	4.3	6	12	.500	2	5	.400	3	4	.750	2	6	8	0.6	1	0	6	5	1	1	17	1.2
2023-24	33	30	610	18.5	49	114	.430	10	26	.385	14	19	.737	36	67	103	3.1	35	0	97	40	4	32	122	3.7
2024-25	26	26	745	28.7	98	200	.490	20	64	.313	50	64	.781	27	88	115	4.4	30	0	98	43	6	59	266	10.2
TOTAL	59	56	1355	23.0	147	314	.468	30	90	.333	64	83	.771	63	155	218	3.7	65	0	195	83	10	91	388	6.6
All*	73	56	1415	19.4	153	326	.469	32	95	.337	67	87	.770	65	161	226	3.1	66	0	201	88	11	92	405	5.5

* Statistics from prior team/school

B.J. EDWARDS - O

SMU Career Steals Avg. - 1.2+ (min. 35 games)

1	2.1	Bryan Hopkins (225/105), 2002-06
2	2.1	Carl Wright (205/96), 1982-85
3	1.9	Gerald Lewis (209/112), 1989-93
4	1.7	Carlton McKinney (111/64), 1986-88
	1.7	Jeryl Sasser (197/117), 1997-01
	1.7	Jemeil Rich (136/81), 1994-97
	1.7	Zhuric Phelps (158/95), 2021-24
8	1.6	Stephen Woods (179/112), 1996-00
	1.6	Jimmy Whitt Jr. (103/63), 2017-19
10	1.5	Willie Davis (160/109), 1997-01
	1.5	Paul McCoy (73/50), 2008-10
—	1.5	B.J. Edwards, 2023-25
12	1.4	Roderick Hampton (127/88), 1987-91
	1.4	Todd Alexander (45), 1987-89
	1.4	Nic Moore (136/100), 2013-16
	1.4	Kendric Davis (106/75), 2019-22
16	1.3	Kato Armstrong (126/95), 1985-89
	1.3	Quinton Ross (153/119), 1999-03
18	1.2	Phil Hale (107), 1976-80
	1.2	Jon Killen (144/118), 2004-08
	1.2	Jeremiah Samarippas (78/66), 2010-12
	1.2	Nick Russell (86/69), 2012-14
	1.2	Markus Kennedy (110/89), 2013-16
	1.2	Isiaha Mike (72/62), 2018-20

SMU Season Steals Average (1.7+ (Since 1976-77)

1	2.9	Gerald Lewis (Sr.), 1992-93 (79/27)
2	2.4	Bryan Hopkins (Sr.), 2005-06 (52/22)
	2.4	Bryan Hopkins (Sr.), 2004-05 (59/25)
4	2.3	Carl Wright (So.), 1983-84 (77/33)
	2.3	Carl Wright (Sr.), 1984-85 (76/33)
	2.3	Gerald Lewis (Sr.), 1991-92 (63/28)
	2.3	Zhuric Phelps (So.), 2022-23 (68/30)
—	2.3	B.J. Edwards (Sr.), 2024-25
8	2.2	Willie Davis (Sr.), 1999-00 (67/30)
9	2.1	Bryan Hopkins (Fr.), 2002-03 (61/29)
10	2.0	Jeryl Sasser (So.), 1998-99 (60/30)
	2.0	Peter Lodwick (Sr.), 1976-77 (53/27)
12	1.9	Roderick Hampton (Sr.), 1989-90 (53/28)
	1.9	Stephen Woods (Sr.), 1998-99 (50/27)
	1.9	Zhuric Phelps (Sr.), 2023-24 (63/33)
15	1.8	Bryan Hopkins (So.), 2003-04 (53/29)
	1.8	Jeryl Sasser (Sr.), 1999-00 (54/30)
	1.8	Jimmy Whitt (So.), 2017-18 (60/33)
18	1.7	Carlton McKinney (Sr.), 1987-88 (61/35)
	1.7	Jemeil Rich (So.), 1994-95 (47/27)
	1.7	Carl Wright (Fr.), 1982-83 (52/30)
	1.7	Carlton McKinney (Sr.), 1986-87 (50/29)
	1.7	Stephen Woods (Sr.), 1999-00 (51/30)
	1.7	Kato Armstrong (Sr.), 1987-88 (58/35)
	1.7	Jemeil Rich (Sr.), 1996-97 (43/26)
	1.7	Jon Killen (Sr.), 2006-07 (54/31)

SMU Career Steals - 100+

1	225	Bryan Hopkins, 2002-06
2	209	Gerald Lewis, 1989-93
3	205	Carl Wright, 1982-85
4	197	Jeryl Sasser, 1997-01
5	179	Stephen Woods, 1996-00
6	160	Willie Davis, 1997-01
7	158	Zhuric Phelps, 2021-24
8	153	Quinton Ross, 1999-03
9	144	Jon Killen, 2004-08
10	139	Sterling Brown, 2013-17
11	136	Jemeil Rich, 1994-97
	136	Nic Moore, 2013-16
13	130	Butch Moore, 1982-86
14	128	David Piehler, 1979-83
15	127	Roderick Hampton, 1987-91
16	126	Justin Isham, 2001-05
	126	Kato Armstrong, 1985-89
18	125	Phil Hale, 1976-80
19	123	Troy Matthews, 1993-97
20	112	Devon Pearson, 2003-07
21	111	Carlton McKinney, 1986-88
22	110	Markus Kennedy, 2013-16
23	109	Eric Castro, 2001-05
24	106	Kendric Davis, 2019-22
25	103	Jimmy Whitt Jr., 2017-19
26	102	Tim Mason, 1989-93
	102	Ben Moore, 2013-17
—	91	B.J. Edwards, 2023-25

SMU Season Steals (50+) (Since 1976-77) (GP)

1	79	Gerald Lewis (Sr.), 1992-93 (27)
2	77	Carl Wright (So.), 1983-84 (33)
3	76	Carl Wright (Sr.), 1984-85 (33)
4	68	Zhuric Phelps (So.), 2022-23 (30)
5	67	Willie Davis (Sr.), 1999-00 (30)
6	63	Gerald Lewis (Sr.), 1991-92 (28)
7	63	Zhuric Phelps (Sr.), 2023-24 (33)
8	61	Bryan Hopkins (Fr.), 2002-03 (29)
	61	Carlton McKinney (Sr.), 1987-88 (35)
10	60	Jeryl Sasser (So.), 1998-99 (30)
	60	Jimmy Whitt (So.), 2017-18 (33)
12	59	Bryan Hopkins (Sr.), 2004-05 (25)
—	59	B.J. Edwards (Sr.), 2024-25
14	58	Kato Armstrong (Sr.), 1987-88 (35)
15	57	Markus Kennedy (So.), 2013-14 (37)
16	54	Jeryl Sasser (Sr.), 1999-00 (30)
	54	Jon Killen (Sr.), 2006-07 (31)
	54	Nic Moore (So.), 2013-14 (37)
19	53	Peter Lodwick (Sr.), 1976-77 (27)
	53	Roderick Hampton (Sr.), 1989-90 (28)
	53	Bryan Hopkins (So.), 2003-04 (29)
22	52	Bryan Hopkins (Sr.), 2005-06 (22)
	52	Terry Thomas (Sr.), 1987-88 (34)
	52	Carl Wright (Fr.), 1982-83 (30)
25	51	Stephen Woods (Sr.), 1999-00 (30)
26	50	Stephen Woods (Sr.), 1998-99 (27)
	50	Carlton McKinney (Sr.), 1986-87 (29)
	50	Sterling Brown (Sr.), 2016-17 (35)

SMU Career Assist-To-Turnover Ratio (Min. 3.0 Assists Per Game)

	Ast/TO	Name	Seasons	Assists	Turnovers
1	2.53	Scott Johnson	1983-87	334	132
2	2.38	Jimmy Whitt	2017-19	233	98
—	2.35	B.J. Edwards	2023-25	195	83
3	2.33	Kendric Davis	2019-22	445	191
4	2.32	Billy Allen	1978-80	468	202
5	2.13	Shake Milton	2015-18	337	158
6	2.12	Nic Moore	2013-16	508	240
7	2.11	Butch Moore	1982-86	828	392
8	2.00	Todd Alexander	1987-89	176	88

SMU Season Assist-To-Turnover Ratio (Min. 3.0 Assists Per Game)

	Ast/TO	Name	Season	Assists	Turnovers
1	3.64	Butch Moore	1985-86	222	61
2	3.17	Kendric Davis	2020-21	130	41
3	2.92	Scott Johnson	1986-87	149	51
4	2.70	Jimmy Whitt	2018-19	119	44
5	2.70	Kendric Davis	2019-20	173	64
—	2.58	Boopie Miller	2024-25	137	53
6	2.56	Shake Milton	2016-17	159	62
7	2.49	Todd Alexander	1987-88	152	61
8	2.38	Billy Allen	1979-80	255	107
9	2.36	Rod Hampton	1990-91	156	66
10	2.35	Butch Moore	1984-85	247	105
11	2.30	Nic Moore	2015-16	152	66
—	2.28	B.J. Edwards	2024-25	98	43
12	2.24	Billy Allen	1978-79	213	95
13	2.11	Jimmy Whitt	2017-18	114	54
14	2.08	Nic Moore	2013-14	181	87
15	2.04	Carlton McKinney	1986-87	110	54
16	2.01	Nic Moore	2014-15	175	87



**10
AJ GEORGE
G, 6-6, 190, Jr.-TR
Fresno, California
Long Beach State
Hoover HS**

2024-25 (Junior): Added 7 points, 3 rebounds and a block in the win at Notre Dame 2/19... Had 6 points (2-2 FG, 2-2 FT) in 6 minutes vs Wake Forest 2/15... Added 6 points (3-3 FGs), a rebound and a steal in the win at Miami 1/18.

2023-24 (Sophomore at Long Beach State): Played in all 36 games, averaging 10.6 points and 4.1 rebounds in 28.1 minutes per game as LBSU won the Big West Tournament and made the NCAA Tournament... Shot 53.3% on field goals, 34.4% on threes and 72.1% on free throws... Totalled 25 steals and 18 blocked shots... Scored 10+ in 19 games, including 10 of the last 11... **GAME HIGHLIGHTS:** Had 28 points and 7 rebounds at CSU Bakersfield 2/1... Totalled 12 points, 4 blocks and 4 rebounds in win at USC 12/10.

2022-23 (Freshman at Long Beach State): Made a major impact in his first active year with the team, playing in all 33 games and starting 25 on the wing ... Averaged 8.6 points and 3.1 rebounds ... **GAME HIGHLIGHTS:** Made first start against Oakland at Baha Mar Hoops, scoring 12 points in a 78-70 win ... Hit double-figures at USC ... Scored 12 points on the road at CSUN, hist first double-figure performance in league play ... Scored 15 points with three steals after rejoining the starting lineup against Cal Poly ... Scored the game-winner in a triple OT thriller at UC San Diego, part of a then career-high 17 points in 49 minutes played ... Matched a season high with seven rebounds to go with seven points and three blocks at Cal State Fullerton ... Scored a then-career-high 20 points against Hawaii, the first of six straight double-figure games to end the season ... Scored 18 points in the regular-season finale at UC Davis ... Scored 14 points against Cal Poly in the Big West Tournament ... An Academic All-Big West selection.

2021-22 (Redshirt at Long Beach State): Suffered a shoulder injury during the presea-

son and missed the season as a medical redshirt.

PREP: A two-sport athlete at Hoover High School, competing in football as well as in basketball ... Averaged 24 points and 8 rebounds per game as a senior ... Earned all-league honors while leading the Patriots to a league championship ... As a junior, helped lead Hoover to the Central Section championship game as well as the Division IV state tournament.

HIGHS	SEASON	CAREER	CONF. GAME	CONF. TOUR/POST
MINUTES	16, Florida A&M 11/7/24	42 (LB), at Bakersfield 2/1/24	42 (LB), at Bakersfield 2/1/24	33 (LB), v Cal Poly 3/7/23 33 (LB), v UC Davis 3/16/24
FG	3, at Miami 1/18/25	9 (LB), Hawaii 2/18/23 9 (LB), at Bakersfield 2/1/24	9 (LB), Hawaii 2/18/23 9 (LB), at Bakersfield 2/1/24	5 (LB), v Arizona 3/21/24
FGA	3, Florida A&M 11/7/24 3, Alabama St 12/3/24 3, at Miami 1/18/25	14 (LB), at UC Davis 3/4/23 14 (LB), at Bakersfield 2/1/24 14 (LB), at Hawaii 2/24/24	14 (LB), at UC Davis 3/4/23 14 (LB), at Bakersfield 2/1/24 14 (LB), at Hawaii 2/24/24	13 (LB), v UC Irvine 3/15/24
3FG	1, Prairie View A&M 11/18/24 1, Alabama St 12/3/24	2 (LB), Cal Poly 1/12/23 2 (LB), at UC Davis 3/4/23 2 (LB), v UC Riverside 3/14/24	2 (LB), Cal Poly 1/12/23 2 (LB), at UC Davis 3/4/23 2 (LB), v UC Riverside 3/14/24	2 (LB), v UC Riverside 3/14/24
3FGA	2, Alabama St 12/3/24	5 (LB), v UC Irvine 3/15/24	3, 4 times	5 (LB), v UC Irvine 3/15/24
FT	5, at Notre Dame 2/19/25	10 (LB), at Bakersfield 2/1/24	10 (LB), at Bakersfield 2/1/24	5 (LB), v Cal Poly 3/7/23
FTA	5, at Notre Dame 2/19/25	10 (LB), at Bakersfield 2/1/24	10 (LB), at Bakersfield 2/1/24	7 (LB), v Arizona 3/21/24
REBOUNDS	4, Prairie View A&M 11/18/24	9 (LB), at Cal Poly 1/4/24 9 (LB), UC Riverside 1/6/24	9 (LB), at Cal Poly 1/4/24 9 (LB), UC Riverside 1/6/24	7 (LB), v UC Irvine 3/15/24
ASSISTS	2, Prairie View A&M 11/18/24	5 (LB), Hawaii 1/18/24	5 (LB), Hawaii 1/18/24	3 (LB), v Arizona 3/21/24
BLOCKS	1, Prairie View A&M 11/18/24 1, at Notre Dame 2/19/25	4 (LB), at USC 12/10/23	3 (LB), at CS Fullerton 2/2/23	2 (LB), v UC Irvine 3/15/24
STEALS	1, at Miami 1/18/25 1, Stanford 2/1/25	4(LB),at Sacramento St 12/10/22	3 (LB), Cal Poly 1/12/23	
POINTS	7, at Notre Dame 2/19/25	28 (LB), at Bakersfield 2/1/24	28 (LB), at Bakersfield 2/1/24	14 (LB), v Cal Poly 3/7/23

2024-25 GAME-BY-GAME STATISTICS

Opponent	Date	GS	Min	FG	FGA	Pct	3FG	FGA	Pct	FT	FTA	Pct	Off	Def	Tot	Avg	PF	FO	A	TO	Blk	Stl	Pts	Avg	
TARLETON ST.	11/04/24		15	1	2	.500	0	0	.000	0	0	.000	0	3	3	3.0	1	0	0	0	0	0	2	2.0	
FLORIDA A&M	11/07/24		16	2	3	.667	0	0	.000	0	0	.000	0	1	1	2.0	0	0	0	2	0	0	4	3.0	
UNC GREENSBORO	11/11/24		DNP																						
at Butler	11/15/24		DNP																						
PRAIRIE VIEW	11/18/24		9	2	2	1.000	1	1	1.000	0	1	.000	0	4	4	2.7	1	0	2	0	1	0	5	3.7	
MISSISSIPPI ST.	11/22/24		DNP																						
vs California Baptist	11/26/24		1	0	0	.000	0	0	.000	0	0	.000	0	0	0	2.0	0	0	0	0	0	0	0	2.8	
vs Washington St.	11/27/24		DNP																						
ALABAMA ST.	12/03/24		8	1	3	.333	1	2	.500	1	2	.500	0	1	1	1.8	0	0	0	0	0	0	4	3.0	
VIRGINIA	12/07/24		DNP																						
vs LSU	12/14/24		DNP																						
at Boston College	12/21/24		3	0	0	.000	0	0	.000	1	2	.500	0	0	0	1.5	1	0	0	0	0	0	1	2.7	
LONGWOOD	12/29/24		2	0	1	.000	0	0	.000	0	0	.000	0	0	0	1.3	0	0	0	0	0	0	0	2.3	
DUKE	01/04/25		2	0	0	.000	0	0	.000	0	0	.000	0	0	0	1.1	0	0	0	0	0	0	0	2.0	
at North Carolina	01/07/25		DNP																						
GEORGIA TECH	01/11/25		2	0	0	.000	0	0	.000	0	0	.000	0	2	2	1.2	0	0	0	0	0	0	0	1.8	
at Virginia	01/15/25		DNP																						
at Miami (FL)	01/18/25		6	3	3	1.000	0	0	.000	0	1	.000	1	0	1	1.2	1	0	0	0	0	1	6	2.2	
LOUISVILLE	01/21/25		8	0	0	.000	0	0	.000	1	2	.500	0	0	0	1.1	1	0	0	0	0	0	1	2.1	
at NC State	01/25/25		DNP																						
CALIFORNIA	01/29/25		DNP																						
STANFORD	02/01/25		4	0	1	.000	0	1	.000	0	0	.000	0	0	0	1.0	0	0	1	1	0	1	0	1.9	
at Virginia Tech	02/05/25		DNP																						
PITTSBURGH	02/11/25		2	1	1	1.000	0	0	.000	0	0	.000	0	0	0	0.9	0	0	0	0	0	0	2	1.9	
WAKE FOREST	02/15/25		6	2	2	1.000	0	0	.000	2	2	1.000	0	0	0	0.9	1	0	0	0	0	0	6	2.2	
at Notre Dame	02/19/25		15	1	1	1.000	0	0	.000	5	5	1.000	2	1	3	1.0	2	0	0	1	1	0	7	2.5	
Totals			0	99	13	19	.684	2	4	.500	10	15	.667	3	12	15	1.0	8	0	3	4	2	2	38	2.5


Games played: 15
Minutes/game: 6.6
Points/game: 2.5
FG Pct: 68.4
3FG Pct: 50.0
FT Pct: 66.7

Rebounds/game: 1.0
Assists/game: 0.2
Turnovers/game: 0.3
Assist/turnover ratio: 0.8
Steals/game: 0.1
Blocks/game: 0.1

CAREER STATISTICS

Year	GP	GS	Min	Avg	FG	FGA	Pct	3FG	FGA	Pct	FT	FTA	Pct	Off	Def	Tot	Avg	PF	FO	Ast	TO	Blk	Stl	Pts	Avg
2022-23*	33	25	862	26.1	109	194	.562	12	29	.414	53	78	.679	35	66	101	3.1	45	2	36	31	15	24	283	8.6
2023-24*	36	17	1010	28.1	145	272	.533	11	32	.344	80	111	.721	44	105	149	4.1	48	1	53	54	18	25	381	10.6
2024-25	15	0	99	6.6	13	19	.684	2	4	.500	10	15	.667	3	12	15	1.0	8	0	3	4	2	2	38	2.5
All*	84	42	1971	23.5	267	485	.551	25	65	.385	143	204	.701	82	183	265	3.2	101	3	92	89	35	51	702	8.4

* Statistics from prior team/school



5
TIBET GÖRENER
F, 6-9, 205, Sr.-TR
Istanbul, Türkiye
San Jose St / Arizona
Orange Lutheran HS
[Calif.]

2024-25 (Senior): Had 4 points and a steal in the win at Notre Dame 2/19...Started in the win at NC State 1/25...Added 8 points (3-6 FG, 2-4 3FG) and 3 rebounds in tgh win over Florida A&M 11/7.

2023-24 (Senior at San Jose State): Started all 32 games... Averaged 11.4 points and 3.9 rebounds...Hit 33.9% on threes...totald 25 assists, 15 steals and 11 blocks. ... GAME HIGHLIGHTS: Scored 26 points to lead the Spartans in a win over Bethesda (11/9)... Scored 14 or more points in all three games at the U.S. Virgin Islands Paradise Jam... Recorded 17 points and nine rebounds against Cal Poly (11/29)... Registered 16 points on 5-9 shooting performance at Wyoming (1/2)... Knocked down four 3-pointers and collected 16 points versus San Diego State (1/9)... Recorded a career-high 32 points at Fresno State (1/16)... Became the Spartans' all-time leader in career 3-pointers with 162 when the Spartans played Fresno State at home (2/6)

2022-23 (Junior at San Jose State): Played 34 games... Averaged 6.3 points, 2.1 rebounds and 0.6 assists per game... Third on the team in 3-point field goals made with 54... Eight games in double-figure points.

2021-22 (Sophomore at San Jose State): Started in 23-of-30 games, averaging 27 minutes... Shot 32% from three.

2020-21 (Freshman at Arizona): Finished the year with 9 points in 8 appearances.

International: Played for the Turkish National Team in both the 2018 FIBA U16A European Championships and 2021 FIBA U19 World Cup... At the European Championships in 2018, he helped Turkey to a third-place finish after averaging a team-high 14.4 points per game... Shot nearly 40 percent from beyond the arc during the tournament... At the 2021 U19 World Cup, he once again was one of Turkey's top players, leading the team with 26.3 minutes per contest and finishing second with 10.3 points in

HIGHS	SEASON	CAREER	CONF. GAME	CONF. TOUR/POST
MINUTES	20, Prairie View A&M 11/18/24	41 (SJ), at N.D. St 12/4/23	40 (SJ), New Mexico 2/20/22	36 (SJ), v Colo. St. 3/13/24
FG	3, Florida A&M 11/7/24 3, Prairie View A&M 11/18/24	12 (SJ), at Fresno St. 1/16/24	12 (SJ), at Fresno St. 1/16/24	5 (SJ), San Diego St 3/10/23
FGA	7, Prairie View A&M 11/18/24	17 (SJ), at Fresno St. 1/16/24	17 (SJ), at Fresno St. 1/16/24	10 (SJ), San Diego St 3/10/23
3FG	2, Florida A&M 11/7/24	7 (SJ), at Fresno St. 1/16/24	7 (SJ), at Fresno St. 1/16/24	3 (SJ), San Diego St 3/10/23 3 (SJ), at Radford 3/20/23
3FGA	4, Florida A&M 11/7/24 4, Prairie View A&M 11/18/24	12 (SJ), at Nevada 2/21/23	12 (SJ), at Nevada 2/21/23	8 (SJ), San Diego St 3/10/23
FT	2, UNCG 11/11/24	6 (SJ), UC Irvine 11/7/23	4 (SJ), at San Diego St 2/25/22 4 (SJ), at UNLV 3/2/24	2 (SJ), San Diego St 3/10/23
FTA	2, UNCG 11/11/24	6 (SJ), UC Irvine 11/7/23 6 (SJ), at Cal Poly 11/29/23	5 (SJ), at San Diego St 2/25/22 5 (SJ), vs San Diego St 1/9/24 5 (SJ), at UNLV 3/2/24	8 (SJ), San Diego St 3/10/23
REBOUNDS	3, Florida A&M 11/7/24	9 (SJ), Bethesda (CA) 1/8/22 9 (SJ), at Wyoming 1/19/22 9 (SJ), Bethesda (CA) 11/9/23 9 (SJ), at Cal Poly 11/29/23	9 (SJ), at Wyoming 1/19/22	3 (SJ), v Fresno St 3/9/22 3 (SJ), at So. Ind. 3/18/23 3 (SJ), at Radford 3/20/23 3 (SJ), v Colo. St. 3/13/24
ASSISTS	2, Wake Forest 2/15/25	3 (SJ), No. Colo. 11/23/21 3 (SJ), at Portland 12/17/21 3 (SJ), Ga. Southern 11/8/22 3 (SJ), Fresno St. 2/6/24	3 (SJ), Fresno St. 2/6/24	1 (SJ), v Colo. St. 3/13/24
BLOCKS		2 (SJ), at Portland 12/17/21 2 (SJ), at Colo. St. 12/31/22 2 (SJ), at N.D. St. 12/4/23 2 (SJ), Utah St. 3/6/24	2 (SJ), at Colo. St. 12/31/22 2 (SJ), Utah St. 3/6/24	1 (SJ), at So. Ind. 3/18/23
STEALS	1, Tarleton St 11/4/24 1, Prairie View A&M 11/18/24 1, Alabama St 12/3/24 1, at Boston College 12/21/24 1, at Notre Dame 2/19/25	2 (SJ), at Fresno St. 1/11/22 2 (SJ), Colo. St. 1/15/22 2 (SJ), Oakland 11/26/22 2 (SJ), Colo. St. 2/28/23 2 (SJ), ACU 11/17/23	2 (SJ), at Fresno St. 1/11/22 2 (SJ), Colo. St. 1/15/22 2 (SJ), Colo. St. 2/28/23	1 (SJ), at So. Ind. 3/18/23
POINTS	8, Florida A&M 11/7/24	32 (SJ), at Fresno St. 1/16/24	32 (SJ), at Fresno St. 1/16/24	15 (SJ), San Diego St 3/10/23

seven games.

Prep: Was a four-star prospect and rated as the No. 142 player overall by 247 Sports as a senior at Orange Lutheran High... First came to the United States from Turkey prior to his junior season and played one year at Monteverde Academy in Florida before moving to California.

Personal: Says hidden talent is cooking... Favorite NBA player growing up was Kobe Bryant.

2024-25 GAME-BY-GAME STATISTICS

Opponent	Date	GS	Min	FG	FGA	Pct	3FG	FGA	Pct	FT	FTA	Pct	Off	Def	Tot	Avg	PF	FO	A	TO	Blk	Stl	Pts	Avg
TARLETON ST.	11/04/24	17	0	4	.000	0	3	.000	0	0	.000	1	1	2	2.0	4	0	1	0	0	1	0	0.0	
FLORIDA A&M	11/07/24	18	3	6	.500	2	4	.500	0	0	.000	1	2	3	2.5	1	0	0	0	0	0	0	8	4.0
UNC GREENSBORO	11/11/24	11	0	0	.000	0	0	.000	2	2	1.000	0	1	1	2.0	0	0	0	0	0	0	2	3.3	
at Butler	11/15/24	3	0	1	.000	0	1	.000	0	0	.000	0	0	0	1.5	0	0	0	1	0	0	0	2.5	
PRAIRIE VIEW	11/18/24	20	3	7	.429	1	4	.250	0	0	.000	1	0	1	1.4	2	0	1	0	0	0	1	7	3.4
MISSISSIPPI ST.	11/22/24	0	0	0	.000	0	0	.000	0	0	.000	0	0	0	1.2	0	0	0	0	0	0	0	2.8	
vs California Baptist	11/26/24	5	0	0	.000	0	0	.000	0	0	.000	1	1	2	1.3	0	0	0	2	0	0	0	2.4	
vs Washington St.	11/27/24	DNP																						
ALABAMA ST.	12/03/24	14	1	3	.333	1	3	.333	0	0	.000	0	2	2	1.4	2	0	0	0	0	0	1	3	2.5
VIRGINIA	12/07/24	DNP																						
vs LSU	12/14/24	DNP																						
at Boston College	12/21/24	3	0	1	.000	0	0	.000	0	0	.000	0	1	1	1.3	1	0	0	0	0	0	1	2.2	
LONGWOOD	12/29/24	2	0	0	.000	0	0	.000	0	0	.000	0	0	0	1.2	0	0	0	0	0	0	0	2.0	
DUKE	01/04/25	6	1	1	1.000	0	0	.000	0	0	.000	0	0	0	1.1	0	0	0	1	0	0	0	2.0	
at North Carolina	01/07/25	1	0	1	.000	0	1	.000	0	0	.000	1	0	1	1.1	0	0	0	0	0	0	0	1.8	
GEORGIA TECH	01/11/25	11	1	1	1.000	0	0	.000	0	0	.000	0	1	1	1.1	2	0	0	0	0	0	0	2	1.8
at Virginia	01/15/25	0	0	0	.000	0	0	.000	0	0	.000	0	1	1	1.1	0	0	1	0	0	0	0	1.7	
at Miami (FL)	01/18/25	8	1	2	.500	1	2	.500	0	0	.000	0	0	0	1.0	3	0	0	0	0	0	0	3	1.8
LOUISVILLE	01/21/25	9	0	0	.000	0	0	.000	0	0	.000	0	0	0	0.9	1	0	0	0	0	0	0	1.7	
at NC State	01/25/25	* 12	0	0	.000	0	0	.000	0	0	.000	0	1	1	0.9	1	0	0	0	0	0	0	1.6	
CALIFORNIA	01/29/25	3	0	0	.000	0	0	.000	0	0	.000	0	0	0	0.9	1	0	0	0	0	0	0	1.5	
STANFORD	02/01/25	4	0	1	.000	0	1	.000	0	0	.000	0	1	1	0.9	0	0	0	1	0	0	0	1.4	
at Virginia Tech	02/05/25	3	0	0	.000	0	0	.000	0	0	.000	0	0	0	0.9	0	0	0	0	0	0	0	1.4	
PITTSBURGH	02/11/25	3	0	1	.000	0	1	.000	0	0	.000	0	0	0	0.8	0	0	0	0	0	0	0	1.3	
WAKE FOREST	02/15/25	5	1	3	.333	0	1	.000	0	0	.000	0	0	0	0.8	2	0	2	0	0	0	2	1.3	
at Notre Dame	02/19/25	14	1	1	1.000	1	1	1.000	1	2	.500	0	0	0	0.7	1	0	0	0	0	0	1	4	1.4
Totals		1	172	12	33	.364	6	22	.273	3	4	.750	5	12	17	0.7	21	0	5	5	0	5	33	1.4

Games played: 23
 Minutes/game: 7.5
 Points/game: 1.4
 FG Pct: 36.4
 3FG Pct: 27.3
 FT Pct: 75.0

Rebounds/game: 0.7
 Assists/game: 0.2
 Turnovers/game: 0.2
 Assist/turnover ratio: 1.0
 Steals/game: 0.2

CAREER STATISTICS

Year	GP	GS	Min	Avg	FG	FGA	Pct	3FG	FGA	Pct	FT	FTA	Pct	Off	Def	Tot	Avg	PF	FO	Ast	TO	Blk	Stl	Pts	Avg
2020-21*	8	0	30	3.8	3	9	.333	3	9	.333	0	0	.000	0	6	6	0.8	4	0	1	3	0	0	9	1.1
2021-22*	30	23	810	27.0	78	221	.353	54	171	.316	18	29	.621	10	86	96	3.2	48	0	26	26	4	14	228	7.6
2022-23*	34	0	692	20.4	74	210	.352	54	163	.331	12	20	.600	16	56	72	2.1	41	0	20	20	7	11	214	6.3
2023-24*	32	32	1070	33.4	128	324	.395	63	186	.339	46	63	.730	36	90	126	3.9	56	0	25	36	11	15	365	11.4
2024-25	23	1	172	7.5	12	33	.364	6	22	.273	3	4	.750	5	12	17	0.7	21	0	5	5	0	5	33	1.4
All*	127	56	2774	21.8	295	797	.370	180	551	.327	79	116	.681	67	250	317	2.5	170	0	77	90	22	45	849	6.7

* Statistics from prior team/school



3
CHUCK
HARRIS
G, 6-4, 190, SR-1L
Ashburn, Virginia
Butler
Gonzaga College HS (D.C.)

2024-25 (Senior): Added 11 points, 7 assists, 6 rebounds and a steal in the win at Notre Dame 2/19...Had 20 points (8-13 FG, 4-7 3FG), 3 rebounds and an assist in win at Virginia Tech 2/5... Game-high 20 points with 4 rebounds, 3 assists, 3 steals and a block in win vs Cal 1/29... Added 18 points, 4 rebounds and 2 steals at North Carolina 1/7... Had 14 points (4-5 on 3FGs) in the win at Boston College 12/21... Added 14 points, 5 rebounds and 2 blocks in Acrisure Holiday Invitational Championship vs Washington State 11/27... Team-high 21 points (4-5 3FG) with 3 steals, 3 rebounds and 2 assists at Butler 11/15.

2023-24 (Sr.): Play/start 32 of 33 games... 13.4 pts, 3.4 asts (9th AAC), 3.2 rebs, 40.7% 3FGs (5th AAC), 81.8% FTs, 1.77 ast/to (8th AAC)...

GAME HIGHLIGHTS: 19 pts, 4 rebs, 4 asts, 2 stls in NIT at Indiana St 3/20... 25 pts (5-6 3FGs), 6 asts, 4 rebs at Tulane 2/15... 18 pts, 10 asts, 6 rebs vs Tulsa 1/20... 18 pts, 3 asts, 2 sts vs Temple 1/16... 24 pts, 6 rebs, 4 asts at Florida St 12/16... 21 pts (5-7 3FG), 2 asts vs [13/15] Texas A&M 11/14... **HONORS:** AAC Weekly Honor Roll (D18).

Summer 2023 (SMU 3-0 in Spain): In 3 games, 11.0 pts, 2.0 asts, 5-6 FTs... Had 15 pts, 6 rebs, 5 asts, 2 stls in the win at Barcelona.

2022-23 (Jr. at Butler): Played 29 of 32 games...10.4 pts, 3.1 rebs, 2.4 asts, 1.0 stl, 34.0% 3FG, 85.3% FT (7th Big East)...**AWARDS:** Big East Weekly Honor Roll 12/5

2021-22 (So. at Butler): 31 games (21 starts)... 11.4 pts (team high), 2.7 rebs, 1.6 asts, 74.0% FTs... Led team in scoring 11 times.

2020-21 (Fr. at Butler): 24 games (14 starts)... Led BU scoring (12.9, 15th Big East), w/ 3.0 rebs, 2.3 asts, 1.0 stl, 40.3% 3FG (7th BE), 83.6% FT (10th BE)...20+pts 6x ...

AWARDS: Unanimous Big East All-Freshman... Big East Freshman of the Week (12/28, 3/1)... Big East weekly honor roll (2/8).

HIGHS	SEASON	CAREER	CONF. GAME	CONF. TOUR/POST
MINUTES	37, Wake Forest 2/15/25	40 (BU), Providence 2/20/22 40 (BU), vs NC State 11/25/22	40 (BU), Providence 2/20/22	39 (BU), v Xavier 3/10/21 39(BU),v Providence 3/10/22
FG	8, at Butler 11/15/24 8, at Virginia Tech 2/5/25	12 (BU), vs Xavier 3/9/22	10 (BU), at Creighton 3/6/21	12 (BU), vs Xavier 3/9/22
FGA	16, Wake Forest 2/15/25	21 (BU), at Oklahoma 12/7/21	18 (BU), at Creighton 3/6/21 18, at [r/v] FAU 2/22/24	20 (BU), vs Xavier 3/9/22
3FG	4, Florida A&M 11/7/24 4, at Butler 11/15/24 4, at Boston College 12/21/24 4, Georgia Tech 1/11/25 4, Stanford 2/1/25 4, at Virginia Tech 2/5/25	6 (BU), Tenn. Tech 12/3/22	5 (BU), Marquette 2/17/21 5, at Tulane 2/15/24	3 (BU), vs Xavier 3/10/21 3, at Indiana St 3/20/24
3FGA	10, Wake Forest 2/15/25	10 (BU), DePaul 12/29/21 10 (BU), vs Xavier 3/9/22 10, at Florida St 12/16/23 10, Wake Forest 2/15/25	10 (BU), DePaul 12/29/21	10 (BU), vs Xavier 3/9/22
FT	5, Cal 1/29/25	10 (BU), IUPUI 11/9/21	8 (BU), DePaul 2/6/21	5 (BU), v Providence 3/10/22
FTA	5, Prairie View A&M 11/18/24 5, Cal 1/29/25	13 (BU), IUPUI 11/9/21	9 (BU), DePaul 2/6/21	7 (BU), v Providence 3/10/22
REBOUNDS	6, at Notre Dame 2/19/25	7 (BU), The Citadel 11/19/22	6 (BU), at Xavier 2/21/21 6 (BU), Seton Hall 2/24/21 6 (BU), at Creighton 3/6/21 6, Tulsa 1/20/24 6, at Notre Dame 2/19/25	4 (BU), vs Xavier 3/10/21 4, at Indiana St 3/20/24
ASSISTS	7, at Notre Dame 2/19/25	10, Tulsa 1/20/24	10, Tulsa 1/20/24	4, at Indiana St 3/20/24
BLOCKS	2, vs Wash. St 11/27/24	2, ULM 11/26/23 2, vs Wash. St 11/27/24	1, 11 times	
STEALS	3, at Butler 11/15/24 3, Cal 1/29/25	5 (BU), at UConn 1/22/23	5 (BU), at UConn 1/22/23	2 (BU), v Creighton 3/11/21 2, at Indiana St 3/20/24
POINTS	21, at Butler 11/15/24 21, Georgia Tech 1/11/25	32 (BU), Tenn. Tech 12/3/22	29 (BU), at Creighton 3/6/21	29 (BU), vs Xavier 3/9/22
DOUBLE-DOUBLES				
1 - Tulsa 1/20/24 (18 pts, 10 asts)				

Prep: Led Gonzaga College HS to 2 Washington Catholic Conf. titles, 2 D.C. Athletic Association titles...Senior, 1st-tm All-State (DCAA)... Avg. 12 pts, 4 rebs, 4 asts, 2nd DSCAA city crown...Team captain...All-Wash. Catholic Conf. 2nd-tm...Wash. Post All-Met honorable mention... Junior, 11 pts, 5 asts, 4 rebs, won 2019 WCAC title...AAU Team Takeover... Top 150 Class of 2020 by Rivals (135/4-star), 247sports (138/4-star)... 247sports Top 25 PGs.

Personal: Son of Charles Sr. and Euvetta...has three siblings, Nina, Alvin, and Keisha.

2024-25 GAME-BY-GAME STATISTICS

Opponent	Date	GS	Min	FG	FGA	Pct	3FG	FGA	Pct	FT	FTA	Pct	Off	Def	Tot	Avg	PF	FO	A	TO	Blk	Stl	Pts	Avg
TARLETON ST.	11/04/24	24	5	8	625	2	5	400	4	4	1,000	0	3	3	3.0	0	0	5	2	0	0	16	16.0	
FLORIDA A&M	11/07/24	25	5	10	500	4	6	667	1	1	1,000	1	4	5	4.0	3	0	2	1	0	0	15	15.5	
UNC GREENSBORO	11/11/24	16	4	13	308	0	7	000	1	2	500	0	2	2	3.3	2	0	3	1	0	1	9	13.3	
at Butler	11/15/24	30	8	15	533	4	5	800	1	1	1,000	1	2	3	3.3	4	0	2	3	0	3	21	15.3	
PRAIRIE VIEW	11/18/24	23	5	11	455	3	5	600	4	5	800	2	1	3	3.2	1	0	5	2	0	0	17	15.6	
MISSISSIPPI ST.	11/22/24	18	2	6	333	0	1	000	1	3	333	0	1	1	2.8	5	1	1	2	0	0	5	13.8	
vs California Baptist	11/26/24	15	2	4	500	0	1	000	0	0	000	0	1	1	2.6	2	0	0	1	0	1	4	12.4	
vs Washington St.	11/27/24	25	4	8	500	2	3	667	4	4	1,000	1	4	5	2.9	2	0	0	1	2	1	14	12.6	
ALABAMA ST.	12/03/24	21	4	8	500	2	4	500	2	2	1,000	1	3	4	3.0	3	0	3	2	0	1	12	12.6	
VIRGINIA	12/07/24	20	2	7	286	1	5	200	4	4	1,000	0	1	1	2.8	2	0	2	0	0	0	9	12.2	
vs LSU	12/14/24	22	4	8	500	3	4	750	0	0	000	0	1	1	2.6	2	0	1	2	0	0	11	12.1	
at Boston College	12/21/24	22	4	7	571	4	5	800	2	2	1,000	0	1	1	2.5	4	0	0	2	0	0	14	12.3	
LONGWOOD	12/29/24	22	4	8	500	2	4	500	2	3	667	0	0	0	2.3	1	0	1	2	0	0	12	12.2	
DUKE	01/04/25	21	0	5	000	0	3	000	0	0	000	0	4	4	2.4	2	0	1	0	0	0	0	11.4	
at North Carolina	01/07/25	32	6	13	462	3	8	375	3	4	750	2	2	4	2.5	1	0	1	2	0	2	18	11.8	
GEORGIA TECH	01/11/25	*	29	7	11	636	4	6	667	3	4	750	2	1	3	2.6	3	0	2	1	0	0	21	12.4
at Virginia	01/15/25	*	29	5	14	357	2	9	222	0	0	000	1	2	3	2.6	4	0	1	1	0	1	12	12.4
at Miami (FL)	01/18/25	*	28	5	9	556	2	5	400	2	2	1,000	0	1	1	2.5	2	0	3	1	0	2	14	12.4
LOUISVILLE	01/21/25	*	26	3	10	300	1	4	250	0	0	000	1	3	4	2.6	3	0	2	3	0	0	7	12.2
at NC State	01/25/25	*	19	2	6	333	2	3	667	0	0	000	0	1	1	2.5	4	0	1	1	1	0	6	11.9
CALIFORNIA	01/29/25	*	36	6	11	545	3	6	500	5	5	1,000	0	4	4	2.6	2	0	3	4	1	3	20	12.2
STANFORD	02/01/25	*	29	5	11	455	4	7	571	0	0	000	0	1	1	2.5	2	0	3	1	0	1	14	12.3
at Virginia Tech	02/05/25	*	34	8	13	615	4	7	571	0	1	000	1	2	3	2.5	3	0	1	1	1	0	20	12.7
PITTSBURGH	02/11/25	*	29	2	6	333	2	5	400	0	0	000	0	1	1	2.5	1	0	3	2	0	2	6	12.4
WAKE FOREST	02/15/25	*	37	5	16	313	3	10	300	2	2	1,000	0	2	2	2.4	2	0	6	3	0	1	15	12.5
at Notre Dame	02/19/25	*	31	4	10	400	1	5	200	2	2	1,000	1	5	6	2.6	2	0	7	2	0	1	11	12.4
Totals		10	663	111	248	448	58	133	436	43	51	843	14	53	67	2.6	62	1	59	43	5	20	323	12.4

Games played: 26
 Minutes/game: 25.5
 Points/game: 12.4
 FG Pct: 44.8
 3FG Pct: 43.6
 FT Pct: 84.3

Rebounds/game: 2.6
 Assists/game: 2.3
 Turnovers/game: 1.7
 Assist/turnover ratio: 1.4
 Steals/game: 0.8
 Blocks/game: 0.2

CAREER STATISTICS

Year	GP	GS	Min	Avg	FG	FGA	Pct	3FG	FGA	Pct	FT	FTA	Pct	Off	Def	Tot	Avg	PF	FO	Ast	TO	Blk	Stl	Pts	Avg
2020-21*	24	14	716	29.8	103	257	.401	48	119	.403	56	67	.836	14	57	71	3.0	57	1	54	46	2	24	310	12.9
2021-22*	31	21	893	28.8	126	333	.378	48	161	.298	54	73	.740	6	79	85	2.7	68	1	50	55	4	15	354	11.4
2022-23*	29	24	845	29.1	104	258	.403	35	103	.340	58	68	.853	15	74	89	3.1	53	0	69	40	4	30	301	10.4
2023-24	32	32	957	29.9	153	354	.432	68	167	.407	54	66	.818	27	76	103	3.2	67	2	110	62	6	31	428	13.4
2024-25	26	10	663	25.5	111	248	.448	58	133	.436	43	51	.843	14	53	67	2.6	62	1	59	43	5	20	323	12.4
TOTAL	58	42	1620	27.9	264	602	.439	126	300	.420	97	117	.829	41	129	170	2.9	129	3	169	105	11	51	751	12.9
All*	142	101	4074	28.7	597	1450	.412	257	683	.376	265	325	.815	76	339	415	2.9	307	5	342	246	21	120	1716	12.1

* Statistics from prior team/school

CHUCK HARRIS - 3

SMU Career 3FG Made (Games Played)

1	273	Stephen Woods (112), 1996-00
2	267	Robert Nyakundi (123), 2008-12
3	256	Bryan Hopkins (105), 2002-06
4	225	Nic Moore (100), 2013-16
5	220	Troy Matthews (110), 1993-97
6	190	Shake Milton (87), 2015-18
7	170	Quinton Ross (119), 1999-03
8	163	Jahmal McMurray (54), 2017-19
9	161	Chad Allen (108), 1990-94
10	133	Jeryl Sasser (117), 1997-01
11	131	Mike Walker (120), 2007-11
12	130	Kendric Davis (75), 2019-22
13	128	Sterling Brown (136), 2013-17
14	126	Chuck Harris, 2023-25
15	121	Jemeil Rich (81), 1994-97
	121	Emmanuel Bandooumel (80), 2019-22
17	120	Ethan Chargois (108), 2017-21
18	119	Jon Killen (118), 2004-08
19	113	Isiaha Mike (62), 2018-20
	113	Zach Nutall (65), 2021-23
21	107	Damon Hancock (112), 1998-02
22	105	Ben Emelogu (102), 2014-18
23	103	Derrick Roberts (106), 2004-08

SMU Season 3FGM (70+) (Since 1986-87) (GP)

1	101	Jahmal McMurray (Sr.), 2018-19 (32)
2	97	Robert Nyakundi (Sr.), 2010-11 (35)
3	84	Bryan Hopkins (So.), 2003-04 (29)
	84	Robert Nyakundi (Sr.), 2011-12 (31)
5	83	Stephen Woods (Sr.), 1999-00 (30)
6	82	Todd Alexander (Sr.), 1987-88 (35)
	82	Shake Milton (So.), 2016-17 (35)
8	77	Nic Moore (Sr.), 2014-15 (34)
	77	Kendric Davis (Sr.), 2021-22 (32)
10	76	Nic Moore (Sr.), 2015-16 (29)
11	75	Jon Killen (Sr.), 2007-08 (30)
12	74	Stephen Woods (So.), 1997-98 (28)
13	73	Troy Matthews (Sr.), 1995-96 (28)
	73	Troy Matthews (So.), 1994-95 (27)
	73	Semi Ojeleye (Sr.), 2016-17 (35)
16	72	Nic Moore (Fr.), 2013-14 (37)
17	70	Emmanuel Bandooumel (Sr.), 2021-22 (33)
---	58	Chuck Harris (Sr.), 2024-25

SMU Season 3FG Pct (42.0%+) (Since 1986-87) - Minimum 20 Made

1	53.6	Sterling Brown (Sr.), 2015-16 (30-56)
2	53.2	Eric Longino (Sr.), 1988-89 (50-94)
3	49.7	Robert Nyakundi (Sr.), 2010-11 (97-195)
4	47.6	Troy Dorner (Sr.), 1993-94 (39-82)
5	47.5	Scott Johnson (Sr.), 1986-87 (44-99)
6	47.0	Ben Emelogu (Sr.), 2017-18 (63-134)
7	45.7	Lavardicus Atkins (Fr.), 2000-01 (21-46)
8	45.3	Todd Alexander (Sr.), 1987-88 (82-181)
	45.3	Ike Ofoegbu (Sr.), 2006-07 (29-64)
10	44.9	Sterling Brown (Sr.), 2016-17 (61-136)
11	44.7	Charles Smith IV (So.), 2020-21 (21-47)
12	44.4	Sterling Brown (So.), 2014-15 (20-45)
	44.4	Jarrey Foster (So.), 2016-17 (32-72)
14	43.6	Nic Moore (So.), 2013-14 (72-165)
---	43.6	Chuck Harris (Sr.), 2024-25 (58-133)
15	43.5	Stefan Todorovic (Fr.), 2021-22 (22-52)
16	43.4	Shake Milton (Sr.), 2017-18 (56-129)
17	42.6	Shake Milton (Fr.), 2015-16 (52-122)
---	42.6	Kario Oquendo (Sr.), 2024-25 (43-101)
18	42.4	Semi Ojeleye (Sr.), 2016-17 (73-172)
19	42.3	Shake Milton (So.), 2016-17 (82-194)

SMU Career 3FG Pct. - 36.0%+ (min. 50 made)

1	47.3	Eric Longino (62-131), 1987-89
2	45.1	Sterling Brown (128-284), 2013-16
3	43.4	Robert Nyakundi (267-615), 2008-12
4	42.7	Shake Milton (190-445), 2015-18
5	42.4	Semi Ojeleye (73-172), 2016-17
6	42.2	Todd Alexander (92-218), 1987-89
7	42.1	Nic Moore (225-534), 2013-16
8	42.0	Chuck Harris (126-300), 2023-25
9	41.1	Troy Dorner (51-124), 1991-94
10	40.0	Carlton McKinney (64-160), 1986-88
	40.0	Jahmal McMurray (163-408), 2017-18
12	39.2	Rodney Clinkscales (87-222), 2009-12
13	38.9	Jon Killen (119-306), 2004-08
14	38.2	Tyson Jolly (52-136), 2019-20
15	37.8	Chad Allen (161-426), 1990-94
16	37.6	Kato Armstrong (50-133), 1985-89
17	37.4	Jarrey Foster (65-174), 2015-18
18	37.3	Jay Poerner (57-153), 1994-98
	37.3	Isiaha Mike (113-303), 2018-20
19	.37.1	** Keith Frazier (79-213), 2013-16 (41-103 in '13-14)
	37.1	Ben Emelogu (105-283), 2014-18
21	36.8	Isiaha Mike (50-136), 2018-19
22	36.3	Stephen Woods (273-752), 1996-00
23	36.2	London Giles (63-174), 2010-13
24	36.0	Bryan Hopkins (256-712), 2002-06

SMU Career FT Pct. - 79.0%+ (min. 80 made)

1	88.4	Eric Longino (99-112), 1987-89
2	85.7	Kendric Davis (335-391), 2019-22
3	84.2	Robert Nyakundi (182-216), 2008-12
4	83.9	Charles Beasley (270-322), 1964-67
5	83.8	Nic Moore (301-359), 2013-16
6	82.9	Todd Alexander (121-146), 1987-89
	82.9	ahmal McMurray (97-117), 2017-19
	82.9	Chuck Harris (97-117), 2023-25
9	82.4	Larry Delzell (229-278), 1969-72
10	82.1	Larry Showalter (202-246), 1954-57
11	81.9	Chad Allen (131-160), 1990-94
12	81.8	Gene Phillips (540-660), 1968-71
13	81.6	James Thompson (284-348), 1960-63
14	81.1	Art Barnes (154-190), 1953-55
15	80.2	Hank Wendorf (101-126), 1962-65
16	80.1	Billy Allen (197-246), 1978-80
17	80.0	Richard Bryant (84-105), 1953-54
18	79.9	Gary Sibley (179-224), 1966-69
19	79.3	Jim Brockman (107-135), 1961-64
20	79.1	Shake Milton (200-253), 2015-18

Best FT Percentage (84.0%+) (Since 1953-54) (Min. 40 Made)

1	90.0	Eric Longino (Sr.), 1987-88 (45-50)
	90.0	Robert Nyakundi (Sr.), 2010-11 (72-80)
3	88.9	Nic Moore (Sr.), 2014-15 (104-117)
4	88.5	Mark Davis (Fr.), 1976-77 (46-52)
5	88.2	Chad Allen (Fr.), 1990-91 (45-51)
6	87.3	Todd Alexander (Sr.), 1987-88 (103-118)
7	87.1	Eric Longino (Sr.), 1988-89 (54-62)
8	86.8	Kendric Davis (Sr.), 2021-22 (177-204)
9	86.7	Charles Beasley (Sr.), 1965-66 (137-158)
10	86.4	Art Barnes (Sr.), 1954-55 (89-103)
11	85.7	Sterling Brown (Sr.), 2015-16 (54-63)
12	85.4	Kendric Davis (So.), 2019-20 (88-103)
13	84.9	Jan Loudermilk (Sr.), 1961-62 (203-239)
14	84.8	James Thompson (Sr.), 1962-63 (134-158)
15	84.7	Larry Delzell (Sr.), 1971-72 (100-118)
	84.7	Skae Milton (Sr.), 2017-18 (94-111)
17	84.6	Stephen Woods (Fr.), 1996-97 (55-65)
18	84.6	Larry Showalter (So.), 1954-55 (55-65)
19	84.5	Gene Phillips (Sr.), 1970-71 (213-252)
20	84.4	Charles Beasley (Sr.), 1966-67 (54-64)
---	84.3	Chuck Harris (Sr.), 2024-25 (43-51)
21	84.0	Billy Allen (So.), 1979-80 (110-131)
---	82.9	Kario Oquendo (Sr.), 2024-25 (58-70)

SMU Single-Game Assists - AAC Games (10+)

1	14	Kendric Davis, Cincinnati, 1-7-2021 (L, 76-69)
2	13	Kendric Davis, Tulane, 2-1-2020 (W, 82-67)
3	12	Nic Moore, at East Carolina, 1-13-2016 (W, 79-55)
4	10	Nic Moore, [22/22] Memphis, 2-1-2014 (W, 87-72)
	10	Nic Moore, UCF, 1-31-2015 (W, 75-56)
	10	Shake Milton, Tulsa, 3-2-2017 (W, 93-70)
	10	Kendric Davis, at Temple, 2-8-2020 (L, 97-90 ot)
	10	Kendric Davis, at Tulsa, 2-3-2021 (W, 65-63)
	10	Zhuric Phelps, ECU, 2-4-2023 (W, 86-70)
	10	Chuck Harris, Tulsa, 1-20-2024 (W, 103-70)



2
BOOPIE MILLER
G, 6-O, 175, Jr.-TR
Chicago, Illinois
Wake Forest /
Central Michigan
Victory Rock Prep [Fla.]

2024-25 (Junior): Had 10 points (4-7 FG, 2-3 3FG), 10 assists, 2 blocks, steal in win vs Stanford 2/1... Had 18 points (7-11 FG, 3-5 3FG), 10 assists, 2 steals, 2 rebounds and a block in win at Miami 1/18... Team-high 24 points (6-7 FG, 2-2 3FG, 10-12 FT) with 7 assists, 5 rebounds, 2 steals vs Longwood 12/29...Added 18 points and 7 assists in win at Boston College 12/21...Had 20 points, 9 assists, 9 rebounds and 3 steals in win vs FAMU 11/7... Team-high 21 points with 7 assists and 4 steals in season-opening win vs Tarleton St 11/4... **GAME-WIN- NERS:** Game-winning right-wing 3-pointer with 0.4 seconds left at Virginia for 54-52 win 1/15... 10-foot running jumper with 2.1 seconds left for 79-77 win vs Cal Baptist 11/26... **HONORS:** Acrisure Holiday Invitational MVP 11/27 (16.0 points, 5.0 assists, 4.0 rebounds, 1.0 steals, game-winning shot vs Cal Baptist in semifinal).

2023-24 (Sophomore at Wake Forest): Started all 35 games... Named ACC Co-Player of the Week on Jan. 8... Averaged 15.6 points (2nd WF, 13th ACC), 3.5 assists (12th ACC), 1.4 steals (10th ACC)... Shot 84.5% FTs (131-155, 6th ACC) and 46.4% FGs (11th ACC)... Contributed 20-plus point games nine times... **GAME HIGHLIGHTS:** Career-high 31 pts vs App State in NIT opening round (9-14 FGs, 10-10 FTs)...Had 22 pts, 6 rebs, 7 asts, 2 stls at Georgia 11/10...Helped lead team to win over Towson in the Shriner's Children Charleston Classic, 22 pts (11-17 FGs), 3 asts, 3 stls... 27 points (10-19 FGs) with 3 triples vs Miami 1/6...Had 21 pts, 8 rebs, 5 asts, 2 stls at Florida State 1/9...Had 4 stls versus Pitt in the ACC quarterfinal 3/14...Season-high 8 asts vs LSU on final day of the Shriner's Children Charleston Classic 11/19.

2022-23 (Redshirt at Central Michigan): Preseason 2nd Team All-MAC...Played 4 of 31 games (injury)... 18.5 pts, 3.8 rebs, 5.3 asts, 51.9% FGs (27-52), 3-8 3FGs, 17-22 FTs.

2021-22 (Freshman at Central Michigan): All-MAC honorable mention...MAC All-

2024-25 GAME-BY-GAME STATISTICS

Opponent	Date	GS	Min	FG	FGA	Pct	3FG	FGA	Pct	FT	FTA	Pct	Off	Def	Tot	Avg	PF	FO	A	TO	Blk	Stl	Pts	Avg	
TARLETON ST.	11/04/24	*	27	8	15	.533	3	7	.429	2	3	.667	0	2	2	2.0	3	0	7	1	0	4	21	21.0	
FLORIDA A&M	11/07/24	*	30	7	13	.538	2	4	.500	4	5	.800	0	9	9	5.5	3	0	9	3	0	3	20	20.5	
UNC GREENSBORO	11/11/24	*	29	7	16	.438	2	6	.333	5	7	.714	1	3	4	5.0	4	0	7	4	0	1	21	20.7	
at Butler	11/15/24	*	30	7	19	.368	1	3	.333	2	2	1.000	4	0	4	4.8	2	0	4	0	0	0	17	19.8	
PRAIRIE VIEW	11/18/24	*	19	6	11	.545	1	2	.500	0	0	.000	0	2	2	4.2	4	0	4	1	0	2	13	18.4	
MISSISSIPPI ST.	11/22/24	*	28	3	9	.333	0	4	.000	6	6	1.000	0	3	3	4.0	4	0	6	4	0	2	12	17.3	
vs California Baptist	11/26/24	*	29	6	14	.429	1	4	.250	3	4	.750	2	3	5	4.1	1	0	5	2	0	1	16	17.1	
vs Washington St.	11/27/24	*	31	3	8	.375	1	2	.500	9	10	.900	0	3	3	4.0	1	0	5	3	0	1	16	17.0	
ALABAMA ST.	12/03/24	*	22	1	12	.083	0	7	.000	2	3	.667	0	2	2	3.8	1	0	5	1	0	1	4	15.6	
VIRGINIA	12/07/24	*	30	3	9	.333	0	5	.000	3	3	1.000	0	3	3	3.7	3	0	4	4	1	2	9	14.9	
vs LSU	12/14/24	*	29	3	11	.273	1	4	.250	2	2	1.000	0	0	0	3.4	2	0	7	5	1	1	9	14.4	
at Boston College	12/21/24	*	31	7	15	.467	1	3	.333	3	5	.600	0	1	1	3.2	1	0	7	2	0	0	18	14.7	
LONGWOOD	12/29/24	*	31	6	7	.857	2	2	1.000	10	12	.833	0	5	5	3.3	2	0	7	4	0	2	24	15.4	
DUKE	01/04/25	*	36	8	18	.444	3	5	.600	2	2	1.000	0	2	2	3.2	1	0	5	2	1	1	21	15.8	
at North Carolina	01/07/25	*	26	3	15	.200	0	2	.000	3	4	.750	1	3	4	3.3	2	0	3	1	0	2	9	15.3	
GEORGIA TECH	01/11/25	*	21	2	7	.286	0	3	.000	0	0	.000	0	1	1	3.1	2	0	9	1	0	2	4	14.6	
at Virginia	01/15/25	*	34	5	14	.357	2	4	.500	0	0	.000	1	5	6	3.3	1	0	4	1	0	1	12	14.5	
at Miami (FL)	01/18/25	*	27	7	11	.636	3	5	.600	1	2	.500	0	2	2	3.2	1	0	10	2	1	2	18	14.7	
LOUISVILLE	01/21/25	*	23	2	12	.167	1	1	1.000	2	2	1.000	0	1	1	3.1	2	0	1	0	1	2	7	14.3	
at NC State	01/25/25	*	34	2	8	.250	0	2	.000	1	1	1.000	0	3	3	3.1	0	0	5	3	1	0	5	13.8	
CALIFORNIA	01/29/25	*	31	4	10	.400	1	1	1.000	4	4	1.000	0	6	6	3.2	1	0	5	4	0	3	13	13.8	
STANFORD	02/01/25	*	31	4	7	.571	2	3	.667	0	0	.000	0	1	1	3.1	4	0	10	1	2	1	10	13.6	
at Virginia Tech	02/05/25	*	24	2	6	.333	1	1	1.000	5	6	.833	0	0	0	3.0	3	0	4	1	0	2	10	13.4	
PITTSBURGH	02/11/25	*	31	4	6	.667	2	3	.667	3	4	.750	1	5	6	3.1	3	0	4	3	0	3	13	13.4	
WAKE FOREST	02/15/25	DNP																							
at Notre Dame	02/19/25	DNP																							
Totals			24	684	110	273	.403	30	83	.361	72	87	.828	10	65	75	3.1	51	0	137	53	8	39	322	13.4

Games played: 24
 Minutes/game: 28.5
 Points/game: 13.4
 FG Pct: 40.3
 3FG Pct: 36.1
 FT Pct: 82.8

Rebounds/game: 3.1
 Assists/game: 5.7
 Turnovers/game: 2.2
 Assist/turnover ratio: 2.6
 Steals/game: 1.6
 Blocks/game: 0.3

CAREER STATISTICS

Year	GP	GS	Min	Avg	FG	FGA	Pct	3FG	FGA	Pct	FT	FTA	Pct	Off	Def	Tot	Avg	PF	FO	Ast	TO	Blk	Stl	Pts	Avg
2021-22*	30	28	989	33.0	144	342	.421	32	89	.360	74	95	.779	20	82	102	3.4	65	0	139	83	3	34	394	13.1
2022-23*	4	4	141	35.2	27	52	.519	3	8	.375	17	22	.773	5	10	15	3.8	8	0	21	18	0	3	74	18.5
2023-24*	35	35	1120	32.0	188	405	.464	38	103	.369	131	155	.845	16	82	98	2.8	67	0	124	88	1	50	545	15.6
2024-25	24	24	684	28.5	110	273	.403	30	83	.361	72	87	.828	10	65	75	3.1	51	0	137	53	8	39	322	13.4
All*	93	91	2934	31.5	469	1072	.438	103	283	.364	294	359	.819	51	239	290	3.1	191	0	421	242	12	126	1335	14.4

* Statistics from prior team/school

HIGHS	SEASON	CAREER	CONF. GAME	CONF. TOUR/POST
MINUTES	36, [4/4] Duke 1/4/25	45 (CM), at Ball St 2/8/22	45 (CM), at Ball St 2/8/22	40 (CM), vs Toledo 3/10/22 40 (WF), at Georgia 3/24/24
FG	8, Tarleton St 11/4/24 8, [4/4] Duke 1/4/25	11 (WF), Towson 11/17/23	10 (CM), Bowling Green 2/1/22 10 (WF), Miami (FL) 1/6/24 10 (WF), at W. Mich. 2/12/22	9 (WF), App St 9/20/24
FGA	19, at Butler 11/15/24	21 (CM), Ohio 2/10/22	21 (CM), Ohio 2/10/22	16 (CM), vs Toledo 3/10/22
3FG	3, Tarleton St 11/4/24 3, [4/4] Duke 1/4/25 3, at Miami 1/18/25	6 (CM), at Miami (OH) 2/24/22	6 (CM), at Miami (OH) 2/24/22	3 (WF), App St 9/20/24
3FGA	7, Tarleton St 11/4/24	8 (WF), Rutgers 12/6/23	7 (CM), at Miami (OH) 2/24/22	5 (WF), App St 9/20/24
FT	10, Longwood 12/29/24	15 (WF), at NC St 1/16/24	15 (WF), at NC St 1/16/24	10 (WF), App St 9/20/24
FTA	12, Longwood 12/29/24	15 (WF), at NC St 1/16/24	15 (WF), at NC St 1/16/24	10 (WF), App St 9/20/24
REBOUNDS	9, Florida A&M 11/7/24	9, Florida A&M 11/7/24	8 (WF), at Florida St 1/9/24	4 (CM), vs Toledo 3/10/22
ASSISTS	10, at Miami 1/18/25 10, Stanford 2/1/25	12 (CM), Bowling Green 2/1/22	12 (CM), Bowling Green 2/1/22	8 (CM), vs Toledo 3/10/22
BLOCKS	2, Stanford 2/1/25	2, Stanford 2/1/25, Stanford 2/1/25		
STEALS	4, Tarleton St 11/4/24	4 (WF), vs Pitt 3/14/24 4, Tarleton St 11/4/24	3 (CM), at Kent St 12/29/21 3 (CM), Ohio 2/10/22 3, Cal 1/29/25 3, Pitt 2/11/25	4 (WF), vs Pitt 3/14/24
POINTS	24, Longwood 12/29/24	31 (WF), App St 9/20/24	27 (WF), Miami (FL) 1/6/24	31 (WF), App St 9/20/24
DOUBLE-DOUBLES		1 - (CM), Bowling Green 2/1/22 (21 pts, 12 asts) 3 - at Miami 1/18/25 (18 pts, 10 asts)	2 - (CM), at Ball St 2/8/22 (18 pts, 10 asts) 4 - Stanford 2/1/25 (10 pts, 10 asts)	

Freshman... Led team in scoring (13.1), asts (139), stls (34)...15.2 pts in MAC games... Led conference (MAC games only) in asts (5.4), 9th in ast/to ratio (1.8), 12th in scoring (15.2), 15th 3FG%, 16th steals (1.2)...Scored 20+ five times, reached 10+ in 20 games... Two double-doubles on the year...Led team in scoring 9 times, rebounding 3 times.
High School: First Team All-Sunshine Independent Athletic Association (SIAA) at Victory Rock Prep in Bradenton, Fla...Earned SIAA League Championship MVP...Posted 29 pts, 8 asts, 4 rebs in state championship victory...First Grind Session All-Star MVP, 19 pts, 10 asts, 4 rebs, 3 stls in 110-98 Team White victory...Played AAU with E1T1 Elite under coach Steve Reece

BOOPIE MILLER - 2

SMU Season Assists (150+) (Games Played) (Since 1971-72)

1	255	Billy Allen (So.), 1979-80 (28)
2	247	Butch Moore (Jr.), 1984-85 (33)
3	222	Butch Moore (Sr.), 1985-86 (29)
4	213	Billy Allen (Fr.), 1978-79 (24)
5	209	Kato Armstrong (Jr.), 1987-88 (35)
6	206	Michael Jaccar (Sr.), 1975-76 (28)
7	203	Carl Wright (So.), 1983-84 (33)
8	192	Butch Moore (Fr.), 1982-83 (30)
9	181	Nic Moore (So.), 2013-14 (37)
10	180	Gerald Lewis (Sr.), 1992-93 (27)
11	177	Carl Wright (Jr.), 1984-85 (33)
12	175	Nic Moore (Jr.), 2014-15 (34)
13	173	Kendric Davis (So.), 2019-20 (26)
14	167	Butch Moore (So.), 1983-84 (33)
15	159	Shake Milton (So.), 2016-17 (35)
16	156	Roderick Hampton (Sr.), 1990-91 (28)
17	154	Jon Killen (Sr.), 2007-08 (30)
18	152	Todd Alexander (Jr.), 1987-88 (35)
	152	Nic Moore (Sr.), 2015-16 (29)
20	151	Roderick Hampton (Jr.), 1989-90 (28)
	151	Jon Killen (Jr.), 2006-07 (31)
---	137	Boopie Miller, 2024-25

Assists Average (5.0+) (Since 1971-72) (Assists/Games Played)

1	9.1	Billy Allen (So.), 1979-80 (255/28)
2	8.9	Billy Allen (Fr.), 1978-79 (213/24)
3	7.7	Butch Moore (Sr.), 1985-86 (222/29)
4	7.6	Kendric Davis (Jr.), 2020-21 (130/17)
5	7.5	Butch Moore (Jr.), 1984-85 (247/33)
6	7.4	Michael Jaccar (Sr.), 1975-76 (206/28)
7	6.7	Gerald Lewis (Sr.), 1992-93 (180/27)
	6.7	Kendric Davis (So.), 2019-20 (173/26)
9	6.4	Butch Moore (Fr.), 1982-83 (192/30)
10	6.2	Carl Wright (So.), 1983-84 (203-33)
11	6.0	Zachary Thiel (Jr.), 1972-73 (144/24)
	6.0	Kato Armstrong (Jr.), 1987-88 (209/35)
---	5.7	Boopie Miller (Jr.), 2024-25
13	5.6	Roderick Hampton (Sr.), 1990-91 (156/28)
14	5.4	Roderick Hampton (Jr.), 1989-90 (151/28)
	5.4	Carl Wright (Jr.), 1984-85 (177/33)
16	5.2	Nic Moore (Sr.), 2015-16 (152/29)
17	5.1	Scott Johnson (Sr.), 1986-87 (149/29)
	5.1	Kato Armstrong (So.), 1986-87 (142/28)
	5.1	Butch Moore (So.), 1983-84 (167/33)
	5.1	Jon Killen (Sr.), 2007-08 (154/30)
	5.1	Nic Moore (Jr.), 2014-15 (175/34)

SMU Season Assist-To-Turnover Ratio (Min. 3.0 Assists Per Game)

	Ast/TO	Name Season	Assists	Turnovers	
1	3.64	Butch Moore	1985-86	222	61
2	3.17	Kendric Davis	2020-21	130	41
3	2.92	Scott Johnson	1986-87	149	51
4	2.70	Jimmy Whitt	2018-19	119	44
5	2.70	Kendric Davis	2019-20	173	64
---	2.58	Boopie Miller	2024-25	137	53
6	2.56	Shake Milton	2016-17	159	62
7	2.49	Todd Alexander	1987-88	152	61
8	2.38	Billy Allen	1979-80	255	107
9	2.36	Rod Hampton	1990-91	156	66
10	2.35	Butch Moore	1984-85	247	105
11	2.30	Nic Moore	2015-16	152	66
---	2.28	B.J. Edwards	2024-25	98	43
12	2.24	Billy Allen	1978-79	213	95
13	2.11	Jimmy Whitt	2017-18	114	54
14	2.08	Nic Moore	2013-14	181	87
15	2.04	Carlton McKinney	1986-87	110	54
16	2.01	Nic Moore	2014-15	175	87



8
KARIO OQUENDO
G, 6-4, 220, Sr.-TR
Titusville, Florida
Oregon / Georgia
Astronaut HS

2024-25 (Senior): Game-high 25 points (8-10 FG, 3-5 3FG, 6-7 FT) with 2 assists and a rebound in the win at Notre Dame 2/19... Had 16 points (5-5 FG, 2-2 3FG, 4-4 FT), 3 rebounds, 2 steals and an assist in win vs Stanford 2/1... Game-high 21 points (6-10 FG, 4-6 3FGs, 5-6 FTs) with 6 rebounds in ACC opener vs Virginia 12/7... Team-high 20 points (7-8 FG, 4-5 3FG) in win vs Alabama State 12/3... Had 14 points (5-6 FG, 3-4 3FG) in Acrisure Holiday Invitational semifinal vs Cal Baptist 11/26... 16 points, 6 rebounds and 4 steals in SMU debut vs Tarleton St 11/4.

2023-24 (Senior at Oregon): 36 games (3 starts)... 7.2 pts (.459 FG%), 2.4 rebs, 1.0 asts... Season-high 20 points vs Cal Baptist and Kent State ... 10+ points 12x, including 15 points in wins over USC and on the road against WSU ... Grabbed 5 rebs 3x, 2+ assists 9x, 2 steals 3x ... Career-high four blocks vs. Alabama and scored 17 points.

2022-23 (Jr. at Georgia): 12.7 pts, 2.6 rebs, 0.6 asts, 39.2% FGs (112-286), 26.7% 3FGs (35-131) and 74.7% FTs (109-146)... Played in 29 of 32 games... Season-high 22 points (7-11 FG, 2-5 3FG) in win vs Chattanooga... 20 double-figure games including 20 points in win over Kentucky.

2021-22 (So. at Georgia): Leading scorer, overall (15.2 ppg) and in SEC (18.3 ppg) ... Started all 31 games played (missed one)... Led scoring 13 times, rebs 6 times, stls 15 games, blks 12 times ... Had 10 20-point games, 8 in SEC ... Scored 33 points vs Texas A&M, equaling highest by any SEC player during 2021-22 ... UGA's four highest scoring outputs - 33 points at Texas A&M, 28 at Miss. St., 26 at LSU and 25 vs Auburn.

2020-21 (Freshman at Florida Southwestern): 13.5 pts, 3.8 rebs, 1.3 asts... First-team All-Southern Conference ... 18-5 overall record, 9-3 in Southern Conference...55.4% FGs and 40.3% 3FGs...in league games, 15.3 pts (4th), 57.4% FGs, 51.3% 3FGs.

Prep: Coached by Kyle Gilreath at Astronaut High as a junior... Enrolled at Florida

HIGHS	SEASON	CAREER	CONF. GAME	CONF. TOUR/POST
MINUTES	32, Wake Forest 2/15/25	38 (GA), Florida 2/28/23	38 (GA), Florida 2/28/23	32 (GA), vs Vanderbilt 3/9/22
FG	8, at Notre Dame 2/19/25	12 (GA), at Texas A&M 2/22/22	12 (GA), at Texas A&M 2/22/22	3 (GA), vs Vanderbilt 3/9/22
FGA	13, Wake Forest 2/15/25	22 (GA), at Texas A&M 2/22/22	22 (GA), at Texas A&M 2/22/22	10 (GA), vs Vanderbilt 3/9/22
3FG	4, Alabama St 12/3/24 4, Virginia 12/7/24 4, Pitt 2/11/25	6 (GA), at Texas A&M 2/22/22	6 (GA), at Texas A&M 2/22/22	1 (GA), vs LSU 3/8/23
3FGA	9, Wake Forest 2/15/25	13 (GA), at Texas A&M 2/22/22	13 (GA), at Texas A&M 2/22/22	3 (GA), vs Vanderbilt 3/9/22
FT	6, [25/rv] Louisville 1/21/25 6, at Notre Dame 2/19/25	10 (GA), S. Carolina 1/28/23 10 (GA), Kentucky 2/11/23 10 (GA), Florida 2/28/23	10 (GA), S. Carolina 1/28/23 10 (GA), Kentucky 2/11/23 10 (GA), Florida 2/28/23	5 (GA), vs Vanderbilt 3/9/22 5 (GA), vs LSU 3/8/23
FTA	7, at Notre Dame 2/19/25	15 (GA), at Missouri 3/5/22 15 (GA), Kentucky 2/11/23 15 (GA), Florida 2/28/23	15 (GA), at Missouri 3/5/22 15 (GA), Kentucky 2/11/23 15 (GA), Florida 2/28/23	7 (GA), vs Vanderbilt 3/9/22
REBOUNDS	9, Wake Forest 2/15/25	9, Wake Forest 2/15/25	9, Wake Forest 2/15/25	4 (UO), vs Colorado 3/16/24
ASSISTS	3, Georgia Tech 1/11/25	5 (UO), at USC 2/1/24	5 (UO), at USC 2/1/24	1 (UO), v S. Carolina 3/21/24 1 (UO), vs Creighton 3/23/24
BLOCKS	2, Florida A&M 11/7/24 2, at Butler 11/15/24	4 (GA), Alabama 11/25/23	1, 13 times	
STEALS	4, Tarleton St 11/4/24	4 (GA), S. Carolina St 11/16/21 4 (GA), Auburn 2/5/22 4 (GA), at Florida 2/9/22 4, Tarleton St 11/4/24	4 (GA), Auburn 2/5/22 4 (GA), at Florida 2/9/22	1 (GA), vs LSU 3/8/23
POINTS	21, Virginia 12/7/24	33 (GA), at Texas A&M 2/22/22	33 (GA), at Texas A&M 2/22/22	11 (GA), vs Vanderbilt 3/9/22

Southwestern College in January 2020 and bypassed his senior season at Astronaut... As a junior, averaged 21.2 points and 8.3 rebounds as AHS finished 20-6... Scored his 1,000th career point during his final game with AHS... Named 2019 Brevard County Class 5A Player of the Year... Selected to 2018 and 2019 All-Cape Coast Conference team... Coached by Chris Bainbridge as a freshman and sophomore at Titusville High... As a sophomore, earned first-team All-District 14-6A honors... Helped Titusville compile a 26-3 record and reach the "Sweet 16" round of the FHSAA Class 6A state tournament as a freshman, falling to the eventual state champion, Leesburg (71-60).

Personal: Born in January of 2000 in Titusville, Florida... Son of Shannon Deese.

2024-25 GAME-BY-GAME STATISTICS

Opponent	Date	GS	Min	FG	FGA	Pct	3FG	FGA	Pct	FT	FTA	Pct	Off	Def	Tot	Avg	PF	FO	A	TO	Blk	Stl	Pts	Avg	
TARLETON ST.	11/04/24	*	26	6	10	.600	2	5	.400	2	2	1.000	3	3	6	6.0	1	0	2	1	0	4	16	16.0	
FLORIDA A&M	11/07/24	*	26	1	6	.167	0	2	.000	5	6	.833	2	0	2	4.0	2	0	2	1	2	3	7	11.5	
UNC GREENSBORO	11/11/24	*	17	1	4	.250	1	2	.500	2	2	1.000	0	4	4	4.0	0	0	2	2	0	1	5	9.3	
at Butler	11/15/24	*	20	1	2	.500	0	1	.000	1	2	.500	1	0	1	3.3	4	0	0	1	2	0	3	7.8	
PRAIRIE VIEW	11/18/24	*	12	2	5	.400	2	3	.667	0	0	.000	0	3	3	3.2	2	0	1	4	0	0	6	7.4	
MISSISSIPPI ST.	11/22/24		19	4	7	.571	3	6	.500	2	3	.667	0	3	3	3.2	2	0	0	1	0	2	13	8.3	
vs California Baptist	11/26/24		24	5	6	.833	3	4	.750	1	2	.500	0	2	2	3.0	1	0	0	0	0	0	14	9.1	
vs Washington St.	11/27/24		28	5	12	.417	1	3	.333	0	0	.000	1	3	4	3.1	3	0	0	0	0	0	11	9.4	
ALABAMA ST.	12/03/24		16	7	8	.875	4	5	.800	2	3	.667	0	2	2	3.0	4	0	0	1	0	0	20	10.6	
VIRGINIA	12/07/24		26	6	10	.600	4	6	.667	5	6	.833	1	5	6	3.3	1	0	0	0	0	0	21	11.6	
vs LSU	12/14/24		25	2	9	.222	0	3	.000	0	0	.000	1	2	3	3.3	0	0	1	0	0	0	4	10.9	
at Boston College	12/21/24		19	1	2	.500	0	1	.000	2	2	1.000	0	1	1	3.1	3	0	2	1	0	1	4	10.3	
LONGWOOD	12/29/24		18	3	7	.429	1	3	.333	2	2	1.000	0	1	1	2.9	1	0	0	2	0	2	9	10.2	
DUKE	01/04/25		21	2	6	.333	0	4	.000	0	0	.000	1	1	2	2.9	1	0	2	0	0	0	4	9.8	
at North Carolina	01/07/25		22	1	4	.250	0	1	.000	3	3	1.000	1	3	4	2.9	1	0	1	0	1	1	5	9.5	
GEORGIA TECH	01/11/25		21	4	8	.500	3	5	.600	1	2	.500	0	1	1	2.8	0	0	3	0	1	1	12	9.6	
at Virginia	01/15/25		23	2	6	.333	0	4	.000	2	2	1.000	0	2	2	2.8	1	0	2	1	0	2	6	9.4	
at Miami (FL)	01/18/25		20	4	8	.500	3	5	.600	2	2	1.000	0	3	3	2.8	0	0	1	1	1	2	13	9.6	
LOUISVILLE	01/21/25		19	1	5	.200	1	4	.250	6	6	1.000	1	2	3	2.8	4	0	1	1	0	0	9	9.6	
at NC State	01/25/25		26	4	8	.500	1	3	.333	4	4	1.000	0	7	7	3.0	1	0	1	3	0	0	13	9.8	
CALIFORNIA	01/29/25		20	3	9	.333	0	3	.000	0	0	.000	1	1	2	3.0	3	0	0	0	0	1	6	9.6	
STANFORD	02/01/25		23	5	5	1.000	2	2	1.000	4	4	1.000	0	3	3	3.0	0	0	1	0	0	2	16	9.9	
at Virginia Tech	02/05/25		25	4	8	.500	3	6	.500	0	0	.000	0	1	1	2.9	2	0	0	1	0	0	11	9.9	
PITTSBURGH	02/11/25		28	5	8	.625	4	6	.667	3	4	.750	0	4	4	2.9	2	0	0	1	0	0	17	10.2	
WAKE FOREST	02/15/25	*	32	4	13	.308	2	9	.222	3	6	.500	1	8	9	3.2	3	0	1	0	0	1	13	10.3	
at Notre Dame	02/19/25	*	24	8	10	.800	3	5	.600	6	7	.857	0	1	1	3.1	2	0	2	0	0	0	25	10.9	
Totals			7	580	91	186	.489	43	101	.426	58	70	.829	14	66	80	3.1	44	0	24	22	7	23	283	10.9

Games played: 26
 Minutes/game: 22.3
 Points/game: 10.9
 FG Pct: 48.9
 3FG Pct: 42.6
 FT Pct: 82.9

Rebounds/game: 3.1
 Assists/game: 0.9
 Turnovers/game: 0.8
 Assist/turnover ratio: 1.1
 Steals/game: 0.9
 Blocks/game: 0.3

CAREER STATISTICS

Year	GP	GS	Min	Avg	FG	FGA	Pct	3FG	FGA	Pct	FT	FTA	Pct	Off	Def	Tot	Avg	PF	FO	Ast	TO	Blk	Stl	Pts	Avg
2021-22*	31	31	915	29.5	163	360	.453	37	136	.272	109	153	.712	27	105	132	4.3	62	0	25	75	14	36	472	15.2
2022-23*	29	28	737	25.4	112	286	.392	35	131	.267	109	146	.747	25	50	75	2.6	39	0	18	46	10	15	368	12.7
2023-24*	36	3	638	17.7	85	185	.459	24	72	.333	66	100	.660	26	60	86	2.4	66	0	37	24	11	12	260	7.2
2024-25	26	7	580	22.3	91	186	.489	43	101	.426	58	70	.829	14	66	80	3.1	44	0	24	22	7	23	283	10.9
All*	122	69	2870	23.5	451	1017	.443	139	440	.316	342	469	.729	92	281	373	3.1	211	0	104	167	42	86	1383	11.3

* Statistics from prior team/school

KARIO OQUENDO - 8

SMU Season 3FG Pct (42.0%+) (Since 1986-87) - Minimum 20 Made

1	53.6	Sterling Brown (Jr.), 2015-16 (30-56)
2	53.2	Eric Longino (Sr.), 1988-89 (50-94)
3	49.7	Robert Nyakundi (Jr.), 2010-11 (97-195)
4	47.6	Troy Dorner (Sr.), 1993-94 (39-82)
5	47.5	Scott Johnson (Sr.), 1986-87 (44-99)
6	47.0	Ben Ememlogu (Sr.), 2017-18 (63-134)
7	45.7	Lavardicus Atkins (Fr.), 2000-01 (21-46)
8	45.3	Todd Alexander (Jr.), 1987-88 (82-181)
	45.3	Ike Ofoegbu (Sr.), 2006-07 (29-64)
10	44.9	Sterling Brown (Sr.), 2016-17 (61-136)
11	44.7	Charles Smith IV (So.), 2020-21 (21-47)
12	44.4	Sterling Brown (So.), 2014-15 (20-45)
	44.4	Jarrey Foster (So.), 2016-17 (32-72)
14	43.6	Nic Moore (So.), 2013-14 (72-165)
—	43.6	Chuck Harris (Sr.), 2024-25 (58-133)
15	43.5	Stefan Todorovic (Fr.), 2021-22 (22-52)
16	43.4	Shake Milton (Jr.), 2017-18 (56-129)
17	42.6	Shake Milton (Fr.), 2015-16 (52-122)
—	42.6	Kario Oquendo (Sr.), 2024-25 (43-101)
18	42.4	Semi Ojeleye (Jr.), 2016-17 (73-172)
19	42.3	Shake Milton (So.), 2016-17 (82-194)

Best FT Percentage (84.0%+) (Since 1953-54) (Min. 40 Made)

1	90.0	Eric Longino (Jr.), 1987-88 (45-50)
	90.0	Robert Nyakundi (Jr.), 2010-11 (72-80)
3	88.9	Nic Moore (Jr.), 2014-15 (104-117)
4	88.5	Mark Davis (Fr.), 1976-77 (46-52)
5	88.2	Chad Allen (Fr.), 1990-91 (45-51)
6	87.3	Todd Alexander (Jr.), 1987-88 (103-118)
7	87.1	Eric Longino (Sr.), 1988-89 (54-62)
8	86.8	Kendric Davis (Sr.), 2021-22 (177-204)
9	86.7	Charles Beasley (Jr.), 1965-66 (137-158)
10	86.4	Art Barnes (Sr.), 1954-55 (89-103)
11	85.7	Sterling Brown (Jr.), 2015-16 (54-63)
12	85.4	Kendric Davis (So.), 2019-20 (88-103)
13	84.9	Jan Loudermilk (Sr.), 1961-62 (203-239)
14	84.8	James Thompson (Sr.), 1962-63 (134-158)
15	84.7	Larry Delzell (Sr.), 1971-72 (100-118)
	84.7	Skae Milton (Jr.), 2017-18 (94-111)
17	84.6	Stephen Woods (Fr.), 1996-97 (55-65)
18	84.6	Larry Showalter (So.), 1954-55 (55-65)
19	84.5	Gene Phillips (Sr.), 1970-71 (213-252)
20	84.4	Charles Beasley (Sr.), 1966-67 (54-64)
—	84.3	Chuck Harris (Sr.), 2024-25 (43-51)
21	84.0	Billy Allen (So.), 1979-80 (110-131)
—	82.9	Kario Oquendo (Sr.), 2024-25 (58-70)



21
YOHAN TRAORE
F, 6-11, 235, Jr.-TR
Tours, France
UC Santa Barbara /
Auburn
Dream City Christian
School [Ariz.]

2024-25 (Junior): Added 13 points (5-9 FGs, 3-3 3FGs) with 4 rebounds vs Georgia Tech 1/11... Had 20 points (7-10 FG, 2-4 3FG, 4-4 FT) and 11 rebounds in win vs Longwood 12/29... Had 19 points and 10 rebounds in win vs FAMU 11/7.

2023-24 (Sophomore at UC Santa Barbara): Played and started in 30 of 31 games... Averaged 14.5 points and 5.1 rebounds while shooting 58.3% from the field and 68.6% at the free-throw line... Scored 10+ in 24 games, including 6 games with 20+... Had one double-double (15 points and 13 rebounds vs Cal State Fullerton 1/20)... HONORS: All-Big West Honorable Mention

2022-23 (Freshman at Auburn): Played in 25 games, averaging 2.1 points and 1.4 rebounds per game ... registered a career-high 11 points in 16 minutes of action off the bench against Winthrop (Nov. 15) ... brought down a career-high five rebounds versus Colgate (Dec. 2) ... turned in a conference career-best eight points at South Carolina (Jan. 21) ... played nine minutes against Iowa in the Tigers' NCAA First Round game (March 16).

HIGH SCHOOL: One of the nation's top prospects out of Dream City Christian School in Glendale, Ariz. ... ranked eighth overall in the Class of 2022 by Rivals and Sports Illustrated and 15th by 247Sports ... was the top-ranked player in the state of Arizona ... previously starred at Prolific Prep of Napa Christian High School in Napa, Calif. ... played AAU Basketball with Dream Vision, averaging 25 points and 14 rebounds per game as the team went on to win the adidas Boys 3SSB Championship in Summer of 2021 ... member of the U15 and U16 French National Teams ... received invitations to participate in the Nike Hoop Summit (2022), Allen Iverson Roundball Classic (2022), Pangos All-American Camp (2021) and NBPA Top 100 Camp (2021).

HIGHS	SEASON	CAREER	CONF. GAME	CONF. TOUR/POST
MINUTES	29, UNCG 11/11/24	39 (SB), Bakersfield 1/11/24	39 (SB), Bakersfield 1/11/24	36 (SB), vs CSUN 3/13/24
FG	7, Longwood 12/29/24	10 (SB), at UC Davis 12/28/23	10 (SB), at UC Davis 12/28/23	5 (SB), vs CSUN 3/13/24
FGA	10, Longwood 12/29/24	14 (SB), at UC Davis 12/28/23	14 (SB), at UC Davis 12/28/23	11 (SB), vs CSUN 3/13/24
		14 (SB), at UC Irvine 2/22/24	14 (SB), at UC Irvine 2/22/24	
3FG	3, Georgia Tech 1/11/25	3, Georgia Tech 1/11/25	3, Georgia Tech 1/11/25	
3FGA	5, vs Cal Baptist 11/26/24	5 (AU), at S. Carolina 1/21/23	5 (AU), at S. Carolina 1/21/23	
		5, vs Cal Baptist 11/26/24		
FT	10, Florida A&M 11/7/24	10 (SB), at Bakersfield 2/3/24	10 (SB), at Bakersfield 2/3/24	7 (SB), vs CSUN 3/13/24
		10, Florida A&M 11/7/24		
FTA	12, Florida A&M 11/7/24	13 (SB), at UTEP 11/13/23	10 (SB), at Bakersfield 2/3/24	10 (SB), vs CSUN 3/13/24
		10 (SB), at UC Irvine 2/22/24		
REBOUNDS	11, Longwood 12/29/24	13 (SB), CS Fullerton 1/20/24	13 (SB), CS Fullerton 1/20/24	3 (SB), vs CSUN 3/13/24
ASSISTS	2, Alabama St 12/3/24	2 (AU), vs Memphis 12/2/22	2 (AU), Tennessee 3/4/23	
		2 (AU), Tennessee 3/4/23		
		2, Alabama St 12/3/24		
BLOCKS	2, Florida A&M 11/7/24	2 (SB), at Cal Poly 1/6/24	2 (SB), at Cal Poly 1/6/24	
		2 (SB), Bakersfield 1/11/24	2 (SB), Bakersfield 1/11/24	
		2 (SB), Hawaii 2/17/24	2 (SB), Hawaii 2/17/24	
		2, Florida A&M 11/7/24		
STEALS	2, vs LSU 12/14/24	2, vs LSU 12/14/24	1, 5 times	1 (SB), vs CSUN 3/13/24
POINTS	20, Longwood 12/29/24	25 (SB), at UC Davis 12/28/23	25 (SB), at UC Davis 12/28/23	17 (SB), vs CSUN 3/13/24
DOUBLE-DOUBLES				
	1 - (SB) CS Fullerton 1/20/24 (15 pts, 13 rebs)			2 - Florida A&M 11/7/24 (19 pts, 10 rebs)
	3 - Longwood 12/29/24 (20 pts, 11 rebs)			

PERSONAL: Son of Mah Bana Traore ... has three brothers, Marvynn, Aymerick and Christ Layvinn, and a sister, Yvanna.

2024-25 GAME-BY-GAME STATISTICS

Opponent	Date	GS	Min	FG	FGA	Pct	3FG	FGA	Pct	FT	FTA	Pct	Off	Def	Tot	Avg	PF	FO	A	TO	Blk	Stl	Pts	Avg	
TARLETON ST.	11/04/24	*	26	3	6	.500	1	1	1.000	3	5	.600	2	4	6	6.0	3	0	1	3	0	0	10	10.0	
FLORIDA A&M	11/07/24	*	25	4	8	.500	1	4	.250	10	12	.833	3	7	10	8.0	3	0	1	2	2	0	19	14.5	
UNC GREENSBORO	11/11/24	*	29	1	4	.250	0	1	.000	3	4	.750	3	2	5	7.0	4	0	1	0	1	1	5	11.3	
at Butler	11/15/24	*	21	3	6	.500	0	1	.000	3	3	1.000	2	3	5	6.5	1	0	0	3	0	0	9	10.8	
PRAIRIE VIEW	11/18/24	*	16	3	5	.600	1	1	1.000	1	3	.333	2	2	4	6.0	1	0	1	1	0	1	8	10.2	
MISSISSIPPI ST.	11/22/24	*	20	3	4	.750	0	1	.000	0	0	.000	0	3	3	5.5	4	0	0	0	0	0	6	9.5	
vs California Baptist	11/26/24	*	28	2	8	.250	2	5	.400	6	8	.750	0	2	2	5.0	0	0	0	0	0	0	12	9.9	
vs Washington St.	11/27/24	*	23	2	7	.286	0	2	.000	0	0	.000	3	2	5	5.0	2	0	0	0	0	0	4	9.1	
ALABAMA ST.	12/03/24	*	20	4	6	.667	0	1	.000	3	6	.500	3	3	6	5.1	1	0	2	0	0	0	11	9.3	
VIRGINIA	12/07/24	*	14	0	2	.000	0	1	.000	0	0	.000	2	1	3	4.9	1	0	1	0	0	0	0	8.4	
vs LSU	12/14/24	*	16	2	5	.400	0	2	.000	0	2	.000	0	2	2	4.6	1	0	1	1	0	2	4	8.0	
at Boston College	12/21/24	*	19	3	4	.750	1	1	1.000	1	2	.500	0	4	4	4.6	2	0	0	0	0	0	8	8.0	
LONGWOOD	12/29/24	*	28	7	10	.700	2	4	.500	4	4	1.000	3	8	11	5.1	2	0	0	1	0	0	20	8.9	
DUKE	01/04/25	*	21	2	4	.500	0	1	.000	2	4	.500	0	1	1	4.8	1	0	1	1	0	0	6	8.7	
at North Carolina	01/07/25	*	14	1	5	.200	0	1	.000	1	2	.500	0	3	3	4.7	1	0	0	0	1	0	3	8.3	
GEORGIA TECH	01/11/25		15	5	9	.556	3	3	1.000	0	0	.000	1	3	4	4.6	1	0	0	0	0	0	13	8.6	
at Virginia	01/15/25		12	1	1	1.000	0	0	.000	0	0	.000	2	1	3	4.5	0	0	1	1	0	0	2	8.2	
at Miami (FL)	01/18/25		14	3	4	.750	0	0	.000	1	2	.500	1	2	3	4.4	1	0	0	0	0	0	7	8.2	
LOUISVILLE	01/21/25		13	2	4	.500	0	1	.000	0	0	.000	1	0	1	4.3	2	0	0	0	0	0	4	7.9	
at NC State	01/25/25		10	0	2	.000	0	0	.000	0	0	.000	1	1	2	4.2	2	0	1	0	1	0	0	7.6	
CALIFORNIA	01/29/25	*	13	1	4	.250	0	1	.000	0	0	.000	1	0	1	4.0	1	0	1	1	1	0	2	7.3	
STANFORD	02/01/25	DNP																							
at Virginia Tech	02/05/25		4	0	0	.000	0	0	.000	1	2	.500	1	0	1	3.9	2	0	0	1	0	0	1	7.0	
PITTSBURGH	02/11/25	DNP																							
WAKE FOREST	02/15/25	DNP																							
at Notre Dame	02/19/25		12	3	5	.600	0	1	.000	2	2	1.000	1	1	2	3.8	3	0	0	0	0	0	8	7.0	
Totals			16	413	55	113	.487	11	33	.333	41	61	.672	32	55	87	3.8	39	0	12	15	6	4	162	7.0

Games played: 23
 Minutes/game: 18.0
 Points/game: 7.0
 FG Pct: 48.7
 3FG Pct: 33.3
 FT Pct: 67.2

Rebounds/game: 3.8
 Assists/game: 0.5
 Turnovers/game: 0.7
 Assist/turnover ratio: 0.8
 Steals/game: 0.2
 Blocks/game: 0.3

CAREER STATISTICS

Year	GP	GS	Min	Avg	FG	FGA	Pct	3FG	FGA	Pct	FT	FTA	Pct	Off	Def	Tot	Avg	PF	FO	Ast	TO	Blk	Stl	Pts	Avg
2022-23*	25	0	247	9.9	20	50	.400	5	26	.192	8	23	.348	15	20	35	1.4	17	0	6	11	2	0	53	2.1
2023-24*	30	30	864	28.8	158	271	.583	0	7	.000	118	172	.686	49	105	154	5.1	59	1	11	51	13	6	434	14.5
2024-25	23	16	413	18.0	55	113	.487	11	33	.333	41	61	.672	32	55	87	3.8	39	0	12	15	6	4	162	7.0
All*	78	46	1524	19.5	233	434	.537	16	66	.242	167	256	.652	96	180	276	3.5	115	1	29	77	21	10	649	8.3

* Statistics from prior team/school



31
TREY
UTTER
G, 6-0, 160, JR-2L
Argyle, Texas
Argyle HS

2023-24 (Sophomore): Played in 7 games.... **GAME HIGHLIGHTS:** Played 2 minutes, hitting 1-2 FTs in the win vs Tulsa 1/20... First career points on a FG in the win vs Texas A&M-Commerce 12/3.

Summer 2023 (SMU 3-0 in Spain): Played in the last two games, scoring two points in his first appearance in the victory in Valencia.

2022-23 (Freshman): Played in 2 games...Made his SMU debut in the AAC-opening win vs Tulsa 1/1... **AWARDS:** AAC All-Academic Team.

Prep: Played at Argyle High School in Argyle, Texas... As a senior, he started all 38 games and averaged eight points and five assists per game while hitting 40% from three... He was the 4A Defensive Player of Year and had a school record 34 charges taken as Argyle finished 31-7 after a run to the regional tournament... As a junior, he played in all 32 games in helping Argyle win the Texas UIL 4A State Championship with a record of 31-1... He was all-district second team while hitting 47% from three.

HIGHS	SEASON	CAREER	CONF. GAME	CONF. TOUR./POST
MINUTES	1, Tarleton St 11/4/24 1, Florida A&M 11/7/24 1, at Miami 1/18/25	2, W. Illinois 11/8/23 2, HCU 12/19/23 2, Tulsa 1/20/24	2, Tulsa 1/20/24	
FG		1, A&M-Commerce 12/3/23		
FGA		1, A&M-Commerce 12/3/23		
3FG				
3FGA				
FT		1, Tulsa 1/20/24	1, Tulsa 1/20/24	
FTA		2, Tulsa 1/20/24	2, Tulsa 1/20/24	
REBOUNDS				
ASSISTS	1, Tarleton St 11/4/24	1, Tarleton St 11/4/24		
BLOCKS				
STEALS				
POINTS		2, A&M-Commerce 12/3/23	1, Tulsa 1/20/24	

2024-25 GAME-BY-GAME STATISTICS

Opponent	Date	GS	Min	FG	FGA	Pct	3FG	FGA	Pct	FT	FTA	Pct	Off	Def	Tot	Avg	PF	FO	A	TO	Blk	Stl	Pts	Avg
TARLETON ST.	11/04/24	1	0	0	0	.000	0	0	.000	0	0	.000	0	0	0	0.0	0	0	1	0	0	0	0	0.0
FLORIDA A&M	11/07/24	1	0	0	0	.000	0	0	.000	0	0	.000	0	0	0	0.0	0	0	0	0	0	0	0	0.0
UNC GREENSBORO	11/11/24		DNP																					
at Butler	11/15/24		DNP																					
PRAIRIE VIEW	11/18/24		DNP																					
MISSISSIPPI ST.	11/22/24		DNP																					
vs California Baptist	11/26/24		DNP																					
vs Washington St.	11/27/24		DNP																					
ALABAMA ST.	12/03/24		DNP																					
VIRGINIA	12/07/24		DNP																					
vs LSU	12/14/24		DNP																					
at Boston College	12/21/24		DNP																					
LONGWOOD	12/29/24		DNP																					
DUKE	01/04/25		DNP																					
at North Carolina	01/07/25		DNP																					
GEORGIA TECH	01/11/25		DNP																					
at Virginia	01/15/25		DNP																					
at Miami (FL)	01/18/25	1	0	0	0	.000	0	0	.000	0	0	.000	0	0	0	0.0	0	0	0	0	0	0	0	0.0
LOUISVILLE	01/21/25		DNP																					
at NC State	01/25/25		DNP																					
CALIFORNIA	01/29/25		DNP																					
STANFORD	02/01/25	0	0	0	0	.000	0	0	.000	0	0	.000	0	0	0	0.0	0	0	0	0	0	0	0	0.0
at Virginia Tech	02/05/25		DNP																					
PITTSBURGH	02/11/25		DNP																					
WAKE FOREST	02/15/25		DNP																					
at Notre Dame	02/19/25		DNP																					
Totals		0	3	0	0	.000	0	0	.000	0	0	.000	0	0	0	0.0	0	0	1	0	0	0	0	0.0

Games played: 4
 Minutes/game: 0.8

Assists/game: 0.3
 Assist/turnover ratio: 99.9

CAREER STATISTICS

Year	GP	GS	Min	Avg	FG	FGA	Pct	3FG	FGA	Pct	FT	FTA	Pct	Off	Def	Tot	Avg	PF	FO	Ast	TO	Blk	Stl	Pts	Avg
2022-23	2	0	1	0.5	0	0	.000	0	0	.000	0	0	.000	0	0	0	0.0	0	0	0	0	0	0	0	0.0
2023-24	7	0	10	1.4	1	1	1.000	0	0	.000	1	2	.500	0	0	0	0.0	0	0	0	0	0	0	3	0.4
2024-25	4	0	3	0.8	0	0	.000	0	0	.000	0	0	.000	0	0	0	0.0	0	0	1	0	0	0	0	0.0
TOTAL	13	0	14	1.1	1	1	1.000	0	0	.000	1	2	.500	0	0	0	0.0	0	0	1	0	0	0	3	0.2



24
SAMET YIĞITOĞLU
C, 7-2, 265, Fr.-HS
Istanbul, Türkiye

2024-25 (Freshman): Totaled 17 points, 10 rebounds, 3 assists, a steal and a block in the win vs Pitt 2/11... Had 17 points, 7 rebounds, 2 steals and a block in win vs Stanford 2/1... Game-high 20 points (8-13 FGs, 4-4 FTs, all FTs in last 2 minutes) with 7 rebounds, an assist and a block in win at NC State 1/25... Added 15 points (6-7 FG, 3-4 FT), 5 rebounds, and 2 assists in win at Miami 1/18... Had 10 points (5-6 FGs), 6 rebounds, a steal, and a block in win at Virginia 1/15... Added 7 points, 9 rebounds, 3 steals, 2 blocks and an assist in win vs Georgia Tech 1/11... Had 16 points (7-8 FG) and 16 rebounds in AACCC-opening win vs Virginia 12/7... First double-double with 12 points (6-9 FGs) and 11 rebounds in Acrisure Holiday Invitational Championship vs Washington State 11/27... Had 13 points (5-8 FG), 4 rebounds and an assist in SMU debut vs UNCG 11/11.

HIGHS	SEASON	CONF. GAME	CONF. TOUR/POST
MINUTES	31, Virginia 12/7/24 31, vs LSU 12/14/24		31, Virginia 12/7/24
FG	8, at NC State 1/25/25		8, at NC State 1/25/25
FGA	13, [4/4] Duke 1/4/25 13, at NC State 1/25/25		13, [4/4] Duke 1/4/25 13, at NC State 1/25/25
3FG	1, Stanford 2/1/25		1, Stanford 2/1/25
3FGA	2, Stanford 2/1/25		2, Stanford 2/1/25
FT	6, Mississippi St 11/22/24		4, Stanford 2/1/25
FTA	10, Mississippi St 11/22/24		6, [4/4] Duke 1/4/25 6, Stanford 2/1/25
REBOUNDS	13, [4/4] Duke 1/4/25		13, [4/4] Duke 1/4/25
ASSISTS	3, Mississippi St 11/22/24 3, [25/rv] Louisville 1/21/25 3, Pitt 2/11/25		3, [25/rv] Louisville 1/21/25 3, Pitt 2/11/25
BLOCKS	4, [25/rv] Louisville 1/21/25		4, [25/rv] Louisville 1/21/25
STEALS	3, Georgia Tech 1/11/25		3, Georgia Tech 1/11/25
POINTS	20, at NC State 1/25/25		20, at NC State 1/25/25
DOUBLE-DOUBLES	1 - vs Wash. St 11/27/24 (12 pts, 11 rebs) 3 - Pitt 2/11/25 (17 pts, 10 rebs)		2 - [4/4] Duke 1/4/25 (10 pts, 13 rebs)

Prior to SMU: Averaged 13.3 points, 10.3 rebounds, 1.0 blocks and shot 82.6% on FGs in four games with Sigortam Istanbul in the Turkey in 2023-24... Sigortam finished tied for first at 28-6 in the Turkish second division... Played for Turkey in the 2023 FIBA U20 European Championship in Greece, averaging 12.7 points and 8.6 rebounds while hitting 66.0% on FGs (33-50)... Played three seasons for Besiktas S.J. of Turkey's first division; 2023-24 averaged 3.1 points, 2.1 rebounds and hitting 65.4% FGs in 56 games (Turkish League, Turkish Cup, Euroleague, VTB Supercup); 2022-23 averaged 2.3 points and 2.6 rebounds while shooting 55.6% in 15 games; 2021-22 averaged 1.6 points, 2.4 rebounds and hit 50.0% FGs in five games in his debut season... Also played for MZT Skopje in the North Macedonia Superleague and Adriatic League in 2022-23, averaging 6.4 points, 5.6 rebounds and hitting 55.5% FGs in 25 games... In 2021-22, he was selected to play for Next Generation Team Belgrade (9 points, 11.8 rebounds in 4 games) and U18 Next Generation Select (7.1 points, 8.5 rebounds in 4 games).

2024-25 GAME-BY-GAME STATISTICS

Opponent	Date	GS	Min	FG	FGA	Pct	3FG	FGA	Pct	FT	FTA	Pct	Off	Def	Tot	Avg	PF	FO	A	TO	Blk	Stl	Pts	Avg	
TARLETON ST.	11/04/24		DNP																						
FLORIDA A&M	11/07/24		DNP																						
UNC GREENSBORO	11/11/24	*	21	5	8	.625	0	0	.000	3	5	.600	1	3	4	4.0	4	0	1	1	0	0	13	13.0	
at Butler	11/15/24	*	21	3	7	.429	0	0	.000	2	4	.500	2	4	6	5.0	2	0	0	0	0	0	8	10.5	
PRAIRIE VIEW	11/18/24	*	15	3	6	.500	0	0	.000	5	6	.833	4	5	9	6.3	2	0	2	1	2	1	11	10.7	
MISSISSIPPI ST.	11/22/24	*	27	3	4	.750	0	0	.000	6	10	.600	0	5	5	6.0	3	0	3	0	3	0	12	11.0	
vs California Baptist	11/26/24	*	21	4	6	.667	0	0	.000	1	2	.500	2	1	3	5.4	4	0	2	2	2	0	9	10.6	
vs Washington St.	11/27/24	*	28	6	9	.667	0	0	.000	0	0	.000	3	8	11	6.3	4	0	2	2	1	0	12	10.8	
ALABAMA ST.	12/03/24	*	19	4	7	.571	0	0	.000	4	6	.667	5	3	8	6.6	1	0	1	1	0	1	12	11.0	
VIRGINIA	12/07/24	*	31	7	8	.875	0	0	.000	2	4	.500	1	5	6	6.5	4	0	0	2	0	1	16	11.6	
vs LSU	12/14/24	*	31	4	8	.500	0	0	.000	4	6	.667	1	3	4	6.2	4	0	2	0	2	1	12	11.7	
at Boston College	12/21/24	*	7	0	0	.000	0	0	.000	0	0	.000	0	2	2	5.8	4	0	0	1	1	0	0	10.5	
LONGWOOD	12/29/24	*	20	0	0	.000	0	0	.000	3	4	.750	2	6	8	6.0	4	0	1	2	0	0	3	9.8	
DUKE	01/04/25	*	28	4	13	.308	0	0	.000	2	6	.333	8	5	13	6.6	4	0	0	1	1	1	10	9.8	
at North Carolina	01/07/25	*	26	2	7	.286	0	0	.000	0	0	.000	4	3	7	6.6	4	0	0	2	0	1	4	9.4	
GEORGIA TECH	01/11/25	*	26	2	7	.286	0	1	.000	3	5	.600	3	6	9	6.8	4	0	1	3	2	3	7	9.2	
at Virginia	01/15/25	*	30	5	6	.833	0	0	.000	0	2	.000	1	5	6	6.7	1	0	1	2	1	0	10	9.3	
at Miami (FL)	01/18/25	*	23	6	7	.857	0	0	.000	3	4	.750	2	3	5	6.6	2	0	2	0	0	0	15	9.6	
LOUISVILLE	01/21/25	*	24	4	7	.571	0	0	.000	3	4	.750	3	2	5	6.5	3	0	3	2	4	0	11	9.7	
at NC State	01/25/25	*	29	8	13	.615	0	0	.000	4	4	1.000	2	5	7	6.6	1	0	1	3	1	0	20	10.3	
CALIFORNIA	01/29/25		DNP																						
STANFORD	02/01/25	*	28	6	12	.500	1	2	.500	4	6	.667	2	5	7	6.6	3	0	0	0	1	2	17	10.6	
at Virginia Tech	02/05/25	*	30	6	10	.600	0	0	.000	0	2	.000	4	3	7	6.6	4	0	1	0	1	0	12	10.7	
PITTSBURGH	02/11/25	*	27	7	11	.636	0	0	.000	3	5	.600	2	8	10	6.8	2	0	3	3	1	1	17	11.0	
WAKE FOREST	02/15/25	*	29	1	2	.500	0	0	.000	2	5	.400	1	0	1	6.5	4	0	1	2	1	0	4	10.7	
at Notre Dame	02/19/25	*	23	6	10	.600	0	1	.000	2	5	.400	2	4	6	6.5	2	0	0	3	0	2	14	10.8	
Totals			23	564	96	168	.571	1	4	.250	56	95	.589	55	94	149	6.5	70	0	27	33	24	14	249	10.8

Games played: 23
 Minutes/game: 24.5
 Points/game: 10.8
 FG Pct: 57.1
 3FG Pct: 25.0
 FT Pct: 58.9

Rebounds/game: 6.5
 Assists/game: 1.2
 Turnovers/game: 1.4
 Assist/turnover ratio: 0.8
 Steals/game: 0.6
 Blocks/game: 1.0

SAMET YİĞİTOĞLU - 24

SMU Best Season FG Pct (55.0%+) (Since 1953-54)

Minimum 75 Field Goals Made

1	64.1	Keon Ambrose-Hylton (Sr.), 2023-24 (98-153)
2	63.7	Terry Williams (Sr.), 1986-87 (142-233)
3	62.1	Jon Koncak (Jr.), 1983-84 (211-340)
4	62.0	Terry Williams (Jr.), 1985-86 (150-242)
5	61.3	Ben Moore (Fr.), 2013-14 (84-137)
6	60.7	Larry Davis (Jr.), 1983-84 (219-361)
7	60.2	Sterling Brown (Jr.), 2015-16 (109-181)
8	59.2	Jon Koncak (Sr.), 1984-85 (219-370)
9	58.4	Tyreek Smith (Sr.), 2023-24 (104-178)
10	58.1	Terry Thomas (Sr.), 1987-88 (111-191)
11	57.7	Papa Dia (Sr.), 2010-11 (243-421)
12	57.6	Bamba Fall (Sr.), 2008-09 (99-172)
13	57.2	John Colborne (Jr.), 1988-89 (99-173)
—	57.2	Ira Terrell (Fr.), 1972-73 (219-383)
—	57.1	Samet Yiğitoğlu (Fr.), 2024-25
15	56.6	Bamba Fall (Jr.), 2007-08 (124-219)
16	56.5	Larry Davis (Sr.), 1984-85 (177-313)
—	56.5	Eric Castro (So.), 2002-03 (105-186)
18	56.4	Larry Davis (So.), 1982-83 (190-337)
19	56.3	Eric Castro (Sr.), 2004-05 (166-295)
20	56.0	Ben Moore (Sr.), 2016-17 (159-284)
21	55.7	Feron Hunt (So.), 2019-20 (132-237)
22	55.6	Jordan Tolbert (Sr.), 2015-16 (133-239)
23	55.1	Ira Terrell (Sr.), 1975-76 (274-497)
24	55.0	Glenn Puddy (Sr.), 1988-89 (144-262)
—	55.0	Yanick Moreira (Sr.), 2014-15 (144-262)

SMU Best Season FG Pct by a Freshman

1	61.3	Ben Moore, 2013-14 (84-137)
2	57.2	Ira Terrell, 1972-73 (219-383)
—	57.1	Samet Yiğitoğlu (Fr.), 2024-25
3	55.4	Feron Hunt, 2018-19 (98-177)
4	51.7	David Piehler, 1979-80 (163-315)
5	51.4	Jeff Swanson, 1974-75 (125-243)



35
JACKSON
YOUNG
G, 6-2, 185, SR-2L
Kerrville, Texas
Hawai'i Pacific /
Texas A&M / Tivy HS

2024-25 (Senior): Hit a 3-pointer in the opening win vs Tarleton St 11/4.

2023-24 (Junior): Awarded a scholarship on Jan. 6... Played in 8 games... **GAME HIGHLIGHTS:** Had 3 points and a steal in the win vs [rv-] Memphis 2/18.

Summer 2023 (SMU 3-0 in Spain): Played in the last two games, hitting a pair of threes in finale in Barcelona and totaling two assists.

2022-23 (Sophomore): Played in 5 games...Made SMU debut in win vs Lamar 11/27.

2021-22 (Redshirt Freshman at Hawai'i Pacific): Played in 24 games with 2 starts... averaged 6.3 points, 2.0 rebounds, 0.8 assists... hit 38.0% on 3FGs (41-108) and was 10-11 on FTs... Scored in double-figures 6 times.

2020-21 (Freshman at Texas A&M): Did not see any game action.

Prep: Played at Tivy High School under his father, Brian Young ... As a senior in 2019-20, he was All-Region after averaging 20 points and eight rebounds and leading the Antlers to a bi-district championship and regional playoff run ... He finished the 2019-20 season second in the State for 3-pointers made... Earned first-team District 26-5A honors in 2018-19 and 2019-20 seasons.

	HIGHS	SEASON	CAREER	CONF. GAME	CONF. TOUR/POST
MINUTES	1	Tarleton St 11/4/24 1, Florida A&M 11/7/24 1, at Boston College 12/21/24 1, Georgia Tech 1/11/25 1, at Miami 1/18/25	26 (HP), Chaminade 2/27/22	26 (HP), Chaminade 2/27/22	0+, at Indiana St 3/20/24
FG	1	Tarleton St 11/4/24 1, at Boston College 12/21/24	5 (HP), NW Indian 11/20/21	4 (HP), at Point Loma 1/22/22 4 (HP), at Azusa Pacific 1/27/22 4 (HP), at Chaminade 2/11/22	
FGA	1	Tarleton St 11/4/24 1, Florida A&M 11/7/24 1, at Boston College 12/21/24 1, Georgia Tech 1/11/25	10 (HP), NW Indian 11/19/21	8 (HP), at Azusa Pacific 1/27/22 8 (HP), Chaminade 2/27/22	
3FG	1	Tarleton St 11/4/24 1, at Boston College 12/21/24	5 (HP), NW Indian 11/20/21	4 (HP), at Azusa Pacific 1/27/22	
3FGA	1	Tarleton St 11/4/24 1, Florida A&M 11/7/24 1, at Boston College 12/21/24 1, Georgia Tech 1/11/25	8 (HP), NW Indian 11/19/21 8 (HP), at Azusa Pacific 1/27/22	8 (HP), at Azusa Pacific 1/27/22	
FT			4 (HP), Chaminade 2/27/22	4 (HP), Chaminade 2/27/22	
FTA			5 (HP), Chaminade 2/27/22	5 (HP), Chaminade 2/27/22	
REBOUNDS			5 (HP), Azusa Pacific 2/5/22	5 (HP), Azusa Pacific 2/5/22	
ASSISTS			3 (HP), vs W.Va. St. 12/17/21	2 (HP), Dominican (CA) 1/13/22 2 (HP), Academy of Art 1/15/22 2 (HP), at Chaminade 2/11/22	
BLOCKS					
STEALS			2 (HP), at Chaminade 2/11/22	2 (HP), at Chaminade 2/11/22 2 (HP), Chaminade 2/27/22	
POINTS	3	Tarleton St 11/4/24	15 (HP), NW Indian 11/20/21	12 (HP), at Chaminade 2/11/22	

2024-25 GAME-BY-GAME STATISTICS

Opponent	Date	GS	Min	FG	FGA	Pct	3FG	FGA	Pct	FT	FTA	Pct	Off	Def	Tot	Avg	PF	FO	A	TO	Blk	Stl	Pts	Avg
TARLETON ST.	11/04/24	1	1	1	1	1.000	1	1	1.000	0	0	.000	0	0	0	0.0	0	0	0	0	0	0	3	3.0
FLORIDA A&M	11/07/24	1	0	1	.000	0	1	.000	0	0	.000	0	0	0	0.0	0	0	0	0	0	0	0	1.5	
UNC GREENSBORO	11/11/24																							
at Butler	11/15/24																							
PRAIRIE VIEW	11/18/24																							
MISSISSIPPI ST.	11/22/24																							
vs California Baptist	11/26/24																							
vs Washington St.	11/27/24																							
ALABAMA ST.	12/03/24																							
VIRGINIA	12/07/24																							
vs LSU	12/14/24																							
at Boston College	12/21/24	1	1	1	1.000	1	1	1.000	0	0	.000	0	0	0	0.0	0	0	0	0	0	0	3	2.0	
LONGWOOD	12/29/24																							
DUKE	01/04/25																							
at North Carolina	01/07/25																							
GEORGIA TECH	01/11/25	1	0	1	.000	0	1	.000	0	0	.000	0	0	0	0.0	0	0	0	0	0	0	0	1.5	
at Virginia	01/15/25																							
at Miami (FL)	01/18/25	1	0	0	.000	0	0	.000	0	0	.000	0	0	0	0.0	0	0	0	0	0	0	0	1.2	
LOUISVILLE	01/21/25																							
at NC State	01/25/25																							
CALIFORNIA	01/29/25																							
STANFORD	02/01/25	0	0	0	.000	0	0	.000	0	0	.000	0	0	0	0.0	0	0	0	0	0	0	0	1.0	
at Virginia Tech	02/05/25																							
PITTSBURGH	02/11/25																							
WAKE FOREST	02/15/25																							
at Notre Dame	02/19/25																							
Totals		0	5	2	4	.500	2	4	.500	0	0	.000	0	0	0	0.0	0	0	0	0	0	0	6	1.0

Games played: 6
 Minutes/game: 0.8
 Points/game: 1.0
 FG Pct: 50.0
 3FG Pct: 50.0

CAREER STATISTICS

Year	GP	GS	Min	Avg	FG	FGA	Pct	3FG	FGA	Pct	FT	FTA	Pct	Off	Def	Tot	Avg	PF	FO	Ast	TO	Blk	Stl	Pts	Avg
2021-22*	24	2	356	14.8	50	123	.407	41	108	.380	10	11	.909	8	39	47	2.0	12	0	19	11	0	11	151	6.3
2022-23	5	0	6	1.2	0	3	.000	0	3	.000	0	0	.000	0	0	0	0.0	0	0	0	0	0	0	0	0.0
2023-24	8	0	11	1.4	2	8	.250	2	7	.286	0	0	.000	3	4	7	0.9	0	0	0	1	0	1	6	0.8
2024-25	6	0	5	0.8	2	4	.500	2	4	.500	0	0	.000	0	0	0	0.0	0	0	0	0	0	0	6	1.0
TOTAL	19	0	22	1.2	4	15	.267	4	14	.286	0	0	.000	3	4	7	0.4	0	0	0	1	0	1	12	0.6
All*	43	2	378	8.8	54	138	.391	45	122	.369	10	11	.909	11	43	54	1.3	12	0	19	12	0	12	163	3.8

* Statistics from prior team/school

SMU - INDIVIDUAL GAME HIGHS

Points	25	OQUENDO, Kario at Notre Dame (02/19/25)
	24	MILLER, Boopie vs Longwood (12/29/24)
	21	CROSS, Matt at Virginia Tech (02/05/25)
	21	HARRIS, Chuck vs Georgia Tech (01/11/25)
	21	MILLER, Boopie vs Duke (01/04/25)
	21	OQUENDO, Kario vs Virginia (12/07/24)
	21	HARRIS, Chuck at Butler (11/15/24)
	21	MILLER, Boopie vs UNC Greensboro (11/11/24)
	21	MILLER, Boopie vs Tarleton St. (11/04/24)
Field Goals Made	8	OQUENDO, Kario at Notre Dame (02/19/25)
	8	HARRIS, Chuck at Virginia Tech (02/05/25)
	8	YIGITOGU, Samet at NC State (01/25/25)
	8	EDWARDS, B.J. vs Georgia Tech (01/11/25)
	8	MILLER, Boopie vs Duke (01/04/25)
	8	HARRIS, Chuck at Butler (11/15/24)
	8	MILLER, Boopie vs Tarleton St. (11/04/24)
Field Goal Att.	19	MILLER, Boopie at Butler (11/15/24)
	18	MILLER, Boopie vs Duke (01/04/25)
FG Pct (min 5 made)	1.000 (5-5)	OQUENDO, Kario vs Stanford (02/01/25)
	.875 (7-8)	YIGITOGU, Samet vs Virginia (12/07/24)
	.875 (7-8)	OQUENDO, Kario vs Alabama St. (12/03/24)
3-Point FG Made	4	OQUENDO, Kario vs Pittsburgh (02/11/25)
	4	HARRIS, Chuck at Virginia Tech (02/05/25)
	4	HARRIS, Chuck vs Stanford (02/01/25)
	4	HARRIS, Chuck vs Georgia Tech (01/11/25)
	4	HARRIS, Chuck at Boston College (12/21/24)
	4	OQUENDO, Kario vs Virginia (12/07/24)
	4	OQUENDO, Kario vs Alabama St. (12/03/24)
	4	HARRIS, Chuck at Butler (11/15/24)
	4	HARRIS, Chuck vs Florida A&M (11/07/24)
3-Point FG Att.	10	HARRIS, Chuck vs Wake Forest (02/15/25)
	9	CROSS, Matt vs Wake Forest (02/15/25)
	9	OQUENDO, Kario vs Wake Forest (02/15/25)
	9	HARRIS, Chuck at Virginia (01/15/25)
3-Pt FG Pct (min 2 made)	1.000 (3-3)	TRAORE, Yohan vs Georgia Tech (01/11/25)
	1.000 (3-3)	CROSS, Matt at Boston College (12/21/24)
	1.000 (2-2)	OQUENDO, Kario vs Stanford (02/01/25)
	1.000 (2-2)	EDWARDS, B.J. at Miami (FL) (01/18/25)
	1.000 (2-2)	EDWARDS, B.J. vs Georgia Tech (01/11/25)
	1.000 (2-2)	MILLER, Boopie vs Longwood (12/29/24)
Free Throws Made	10	MILLER, Boopie vs Longwood (12/29/24)
	10	TRAORE, Yohan vs Florida A&M (11/07/24)
Free Throw Att.	12	MILLER, Boopie vs Longwood (12/29/24)
	12	TRAORE, Yohan vs Florida A&M (11/07/24)
FT Pct (min 3 made)	1.000 (6-6)	OQUENDO, Kario vs Louisville (01/21/25)
	1.000 (6-6)	COLBERT, Jerrell vs Alabama St. (12/03/24)
	1.000 (6-6)	MILLER, Boopie vs Mississippi St. (11/22/24)
	1.000 (5-5)	GEORGE, AJ at Notre Dame (02/19/25)
	1.000 (5-5)	CROSS, Matt at Virginia Tech (02/05/25)
	1.000 (5-5)	HARRIS, Chuck vs California (01/29/25)
Rebounds	16	CROSS, Matt vs LSU (12/14/24)
	14	CROSS, Matt vs California (01/29/25)
Assists	10	MILLER, Boopie vs Stanford (02/01/25)
	10	MILLER, Boopie at Miami (FL) (01/18/25)
Steals	6	EDWARDS, B.J. vs Georgia Tech (01/11/25)
	5	EDWARDS, B.J. vs UNC Greensboro (11/11/24)
Blocked Shots	4	YIGITOGU, Samet vs Louisville (01/21/25)
	4	COLBERT, Jerrell vs Prairie View (11/18/24)
Turnovers	5	MILLER, Boopie vs LSU (12/14/24)
	5	EDWARDS, B.J. vs Mississippi St. (11/22/24)
Fouls	6	COLBERT, Jerrell vs Pittsburgh (02/11/25)
	5	HARRIS, Chuck vs Mississippi St. (11/22/24)
	5	COLBERT, Jerrell vs Florida A&M (11/07/24)
	5	COLBERT, Jerrell vs Tarleton St. (11/04/24)
Minutes	39	CROSS, Matt vs Wake Forest (02/15/25)
	38	EDWARDS, B.J. vs Wake Forest (02/15/25)
	37	HARRIS, Chuck vs Wake Forest (02/15/25)
	37	CROSS, Matt vs Washington St. (11/27/24)
	36	HARRIS, Chuck vs California (01/29/25)
	36	MILLER, Boopie vs Duke (01/04/25)

OPPONENT INDIVIDUAL GAME HIGHS

Points	32	Kendal Coleman vs California Baptist (11/26/24)
	31	Matthew Cleveland at Miami (FL) (01/18/25)
	30	Reyne Smith vs Louisville (01/21/25)
	26	RJ Davis at North Carolina (01/07/25)
	24	Cooper Flagg vs Duke (01/04/25)
Field Goals Made	12	Kendal Coleman vs California Baptist (11/26/24)
	11	Matthew Cleveland at Miami (FL) (01/18/25)
Field Goal Att.	18	Reyne Smith vs Louisville (01/21/25)
	18	Josh Hubbard vs Mississippi St. (11/22/24)
FG Pct (min 5 made)	.857 (6-7)	Myhyjael Poteat at Virginia Tech (02/05/25)
	.833 (5-6)	Kolby King at Butler (11/15/24)
3-Point FG Made	10	Reyne Smith vs Louisville (01/21/25)
	6	Kendal Coleman vs California Baptist (11/26/24)
3-Point FG Att.	17	Reyne Smith vs Louisville (01/21/25)
	10	Josh Hubbard vs Mississippi St. (11/22/24)
3-Pt FG Pct (min 2 made)	1.000 (4-4)	Kolby King at Butler (11/15/24)
	1.000 (3-3)	Dion Brown at Boston College (12/21/24)
	1.000 (2-2)	Khani Rooths vs Louisville (01/21/25)
	1.000 (2-2)	Cooper Flagg vs Duke (01/04/25)
	1.000 (2-2)	Caleb Evans vs Tarleton St. (11/04/24)
Free Throws Made	14	Bubu Benjamin vs Tarleton St. (11/04/24)
	11	Hunter Sallis vs Wake Forest (02/15/25)
Free Throw Att.	16	Bubu Benjamin vs Tarleton St. (11/04/24)
	14	Hunter Sallis vs Wake Forest (02/15/25)
FT Pct (min 3 made)	1.000 (8-8)	Cooper Flagg vs Duke (01/04/25)
	1.000 (8-8)	Finley Bizjack at Butler (11/15/24)
	1.000 (7-7)	Braelon Bush vs Prairie View (11/18/24)
	1.000 (6-6)	RJ Melendez vs Mississippi St. (11/22/24)
Rebounds	15	Blake Buchanan at Virginia (01/15/25)
	11	TreVon Spillers vs Wake Forest (02/15/25)
	11	Duncan Powell vs Georgia Tech (01/11/25)
	11	Cooper Flagg vs Duke (01/04/25)
	11	Corey Chest vs LSU (12/14/24)
Assists	16	Chucky Hepburn vs Louisville (01/21/25)
	11	Colby Garland vs Longwood (12/29/24)
Steals	4	Jordan Sears vs LSU (12/14/24)
	4	Isaiah Watts vs Washington St. (11/27/24)
Blocked Shots	4	Jalen Washington at North Carolina (01/07/25)
	3	Zack Austin vs Pittsburgh (02/11/25)
	3	Ben Middlebrooks at NC State (01/25/25)
	3	KeShawn Murphy vs Mississippi St. (11/22/24)
Turnovers	7	Naithan George vs Georgia Tech (01/11/25)
	6	Bubu Benjamin vs Tarleton St. (11/04/24)
Fouls	5	TreVon Spillers vs Wake Forest (02/15/25)
	5	Guillermo Diaz Graha vs Pittsburgh (02/11/25)
	5	Cameron Corhen vs Pittsburgh (02/11/25)
	5	Tallis Toure vs Stanford (02/01/25)
	5	Jaeden Mustaf vs Georgia Tech (01/11/25)
	5	Daimion Collins vs LSU (12/14/24)
	5	KeShawn Murphy vs Mississippi St. (11/22/24)
	5	Michael Nwoko vs Mississippi St. (11/22/24)
	5	Evan Williams vs Prairie View (11/18/24)
	5	Jalen Breath vs UNC Greensboro (11/11/24)

SMU - TEAM GAME HIGHS

POINTS	117	at Miami (FL) (01/18/25)
	110	PRAIRIE VIEW (11/18/24)
	103	at Boston College (12/21/24)
	102	FLORIDA A&M (11/07/24)
	101	ALABAMA ST. (12/03/24)
FIELD GOALS MADE	45	at Miami (FL) (01/18/25)
	38	at Boston College (12/21/24)
FIELD GOAL ATTEMPTS	74	PRAIRIE VIEW (11/18/24)
	70	GEORGIA TECH (01/11/25)
FIELD GOAL PERCENTAGE	.692 (45-65)	at Miami (FL) (01/18/25)
	.644 (38-59)	at Boston College (12/21/24)
3 PT FIELD GOALS MADE	14	at Miami (FL) (01/18/25)
	14	GEORGIA TECH (01/11/25)
3 PT FG ATTEMPTS	35	WAKE FOREST (02/15/25)
	29	ALABAMA ST. (12/03/24)
3 PT FG PERCENTAGE	.688 (11-16)	at Boston College (12/21/24)
	.560 (14-25)	at Miami (FL) (01/18/25)
FREE THROWS MADE	26	LONGWOOD (12/29/24)
	25	ALABAMA ST. (12/03/24)
FREE THROW ATTEMPTS	34	ALABAMA ST. (12/03/24)
	34	MISSISSIPPI ST. (11/22/24)
FREE THROW PERCENTAGE	.917 (11-12)	at NC State (01/25/25)
	.875 (21-24)	LOUISVILLE (01/21/25)
REBOUNDS	59	PRAIRIE VIEW (11/18/24)
	56	ALABAMA ST. (12/03/24)
ASSISTS	28	at Miami (FL) (01/18/25)
	25	GEORGIA TECH (01/11/25)
	25	PRAIRIE VIEW (11/18/24)
STEALS	15	GEORGIA TECH (01/11/25)
	13	TARLETON ST. (11/04/24)
BLOCKED SHOTS	8	PRAIRIE VIEW (11/18/24)
	7	FLORIDA A&M (11/07/24)
TURNOVERS	20	LONGWOOD (12/29/24)
	16	CALIFORNIA (01/29/25)
FOULS	22	MISSISSIPPI ST. (11/22/24)
	21	FLORIDA A&M (11/07/24)

SMU - GAME LOWS

POINTS	54	at Virginia (01/15/25)
	62	DUKE (01/04/25)
	63	VIRGINIA (12/07/24)
	63	at NC State (01/25/25)
	66	WAKE FOREST (02/15/25)
FIELD GOALS MADE	21	VIRGINIA (12/07/24)
	22	WAKE FOREST (02/15/25)
FIELD GOAL ATTEMPTS	47	MISSISSIPPI ST. (11/22/24)
	49	VIRGINIA (12/07/24)
FIELD GOAL PERCENTAGE	.333 (23-69)	at North Carolina (01/07/25)
	.343 (23-67)	DUKE (01/04/25)
3 PT FIELD GOALS MADE	4	at North Carolina (01/07/25)
	5	at Butler (11/15/24)
	5	vs Washington St. (11/27/24)
	5	DUKE (01/04/25)
	5	at Virginia (01/15/25)
	15	at Butler (11/15/24)
	15	vs Washington St. (11/27/24)
3 PT FG PERCENTAGE	.222 (4-18)	at North Carolina (01/07/25)
	.229 (8-35)	WAKE FOREST (02/15/25)
FREE THROWS MADE	3	at Virginia (01/15/25)
	9	GEORGIA TECH (01/11/25)
FREE THROW ATTEMPTS	7	at Virginia (01/15/25)
	12	at NC State (01/25/25)
FREE THROW PERCENTAGE	.429 (3-7)	at Virginia (01/15/25)
	.440 (11-25)	DUKE (01/04/25)
REBOUNDS	30	vs California Baptist (11/26/24)
	31	at Boston College (12/21/24)
ASSISTS	7	at North Carolina (01/07/25)
	9	at Butler (11/15/24)
STEALS	1	at NC State (01/25/25)
	2	DUKE (01/04/25)
BLOCKED SHOTS	1	ALABAMA ST. (12/03/24)
	1	at Virginia (01/15/25)
TURNOVERS	6	at Virginia Tech (02/05/25)
	7	DUKE (01/04/25)
FOULS	12	vs California Baptist (11/26/24)
	13	DUKE (01/04/25)

Opponent - GAME HIGHS

POINTS	98	LOUISVILLE (01/21/25)
	89	DUKE (01/04/25)
	84	MISSISSIPPI ST. (11/22/24)
	82	at North Carolina (01/07/25)
	82	LONGWOOD (12/29/24)
FIELD GOALS MADE	34	LONGWOOD (12/29/24)
	33	DUKE (01/04/25)
FIELD GOAL ATTEMPTS	72	LONGWOOD (12/29/24)
	71	PRAIRIE VIEW (11/18/24)
FIELD GOAL PERCENTAGE	.532 (33-62)	DUKE (01/04/25)
	.517 (30-58)	vs California Baptist (11/26/24)
3 PT FIELD GOALS MADE	19	LOUISVILLE (01/21/25)
	13	ALABAMA ST. (12/03/24)
3 PT FG ATTEMPTS	42	LOUISVILLE (01/21/25)
	41	ALABAMA ST. (12/03/24)
3 PT FG PERCENTAGE	.529 (9-17)	vs California Baptist (11/26/24)
	.500 (11-22)	at North Carolina (01/07/25)
FREE THROWS MADE	24	at Boston College (12/21/24)
	22	WAKE FOREST (02/15/25)
FREE THROW ATTEMPTS	33	at Boston College (12/21/24)
	30	WAKE FOREST (02/15/25)
FREE THROW PERCENTAGE	.917 (11-12)	VIRGINIA (12/07/24)
	.900 (9-10)	STANFORD (02/01/25)
REBOUNDS	43	STANFORD (02/01/25)
	42	DUKE (01/04/25)
ASSISTS	27	LOUISVILLE (01/21/25)
	22	GEORGIA TECH (01/11/25)
	22	DUKE (01/04/25)
STEALS	10	LONGWOOD (12/29/24)
	10	vs LSU (12/14/24)
BLOCKED SHOTS	7	at NC State (01/25/25)
	7	at North Carolina (01/07/25)
	7	DUKE (01/04/25)
TURNOVERS	23	TARLETON ST. (11/04/24)
	22	GEORGIA TECH (01/11/25)
FOULS	25	ALABAMA ST. (12/03/24)
	25	PRAIRIE VIEW (11/18/24)

Opponent - GAME LOWS

POINTS	51	VIRGINIA (12/07/24)
	52	at Virginia (01/15/25)
	57	at NC State (01/25/25)
	60	vs Washington St. (11/27/24)
	61	STANFORD (02/01/25)
FIELD GOALS MADE	16	VIRGINIA (12/07/24)
	18	TARLETON ST. (11/04/24)
FIELD GOAL ATTEMPTS	47	VIRGINIA (12/07/24)
	49	TARLETON ST. (11/04/24)
FIELD GOAL PERCENTAGE	.292 (19-65)	at NC State (01/25/25)
	.318 (21-66)	PITTSBURGH (02/11/25)
3 PT FIELD GOALS MADE	4	vs LSU (12/14), LONGWOOD (12/29)
	4	at Virginia (1/15), at Miami (FL) (1/18)
	4	at NC State (1/25)
3 PT FG ATTEMPTS	13	TARLETON ST. (11/04/24)
	14	LONGWOOD (12/29/24)
	14	at Miami (FL) (01/18/25)
3 PT FG PERCENTAGE	.154 (4-26)	at Virginia (01/15/25)
	.167 (4-24)	at NC State (01/25/25)
FREE THROWS MADE	8	vs California Baptist (11/26/24)
	8	vs Washington St. (11/27/24)
	8	GEORGIA TECH (01/11/25)
FREE THROW ATTEMPTS	10	STANFORD (02/01/25)
	12	VIRGINIA (12/07/24)
FREE THROW PERCENTAGE	.533 (8-15)	vs Washington St. (11/27/24)
	.571 (8-14)	GEORGIA TECH (01/11/25)
REBOUNDS	18	at Miami (FL) (01/18/25)
	20	at Notre Dame (02/19/25)
ASSISTS	8	TARLETON ST. (11/04/24)
	9	at Boston College (12/21/24)
	9	at NC State (01/25/25)
STEALS	2	GEORGIA TECH (01/11/25)
	3	at Butler (11/15/24)
	3	DUKE (01/04/25)
	3	LOUISVILLE (01/21/25)
	3	at Virginia Tech (02/05/25)
BLOCKED SHOTS	1	LONGWOOD (12/29), CAL (1/29)
	1	at Notre Dame (2/19)
TURNOVERS	6	at NC State (01/25/25)
	7	MISSISSIPPI ST. (11/22/24)
	7	DUKE (01/04/25)
	7	LOUISVILLE (01/21/25)
	11	at Miami (FL) (01/18/25)
FOULS	12	vs California Baptist (11/26/24)

SMU When...	Overall			Home		Away		Neutral		Overtime		Conference			Home		Away		Overtime	
	W	L	Pct	W	L	W	L	W	L	W	L	W	L	Pct	W	L	W	L	W	L
Record	20	6	0.769	11	4	6	2	3				11	4	0.733	5	3	6	1		
Home	11	4	0.733	11	4							5	3	0.625	5	3				
Road	6	2	0.750			6	2					6	1	0.857			6	1		
Neutral	3	0	1.000					3				0	0	#DIV/0!						
Overtime	0	0	#DIV/0!									0	0	#DIV/0!						
Leads at half	17	2	0.895	11	2	5		1				10	1	0.909	5	1	5			
Trails at half	2	4	0.333		2		2		2			0	3	0.000		2			1	
Tied at half	0	0	#DIV/0!									1	0	1.000			1			
Leads with 5:00 left in 2nd half	20	0	1.000	11		6		3				11	0	1.000	5		6			
Trails with 5:00 left in 2nd half	0	6	0.000		4		2					0	4	0.000		3			1	
Tied with 5:00 left in 2nd half	0	0	#DIV/0!									0	0	#DIV/0!						
Scores 59 or less	1	0	1.000			1						1	0	1.000			1			
Scores 60-69	2	3	0.400	1	2	1	1					2	3	0.400	1	2	1	1		
Scores 70-79	4	3	0.571	1	2		1	3				1	1	0.500	1	1				
Scores 80-89	4	0	1.000	3		1						3	0	1.000	2		1			
Scores 90-99	4	0	1.000	3		1						2	0	1.000	1		1			
Scores 100+	5	0	1.000	3		2						2	0	1.000			2			
Opp. Scores 59 or less	3	0	1.000	1		2						3	0	1.000	1		2			
Opp. Scores 60-69	8	1	0.889	6		1		2				3	0	1.000	3					
Opp. Scores 70-79	8	1	0.889	3	1	4		1				5	1	0.833	1	1	4			
Opp. Scores 80-89	1	3	0.250	1	2		1					0	2	0.000		1	1		1	
Opp. Scores 90-99	0	1	0.000		1							0	1	0.000		1				
Opp. Scores 100+	0	0	#DIV/0!									0	0	#DIV/0!						
Margin is 3 pts or less	2	0	1.000			1		1				1	0	1.000			1			
Margin is 5 pts or less	2	1	0.667		1	1		1				1	0	1.000			1			
Margin is 9 pts or less	4	1	0.800		1	3		1				3	0	1.000			3			
Margin is 10+ pts	16	5	0.762	11	3	3	2	2				8	4	0.667	5	3	3	1		
Shoots better than the opp.	20	1	0.952	11	1	6		3				11	0	1.000	5		6			
Shoots worse than the opp.	0	5	0.000		3		2					0	4	0.000		3		1		
Shoots the same as opp.	0	0	#DIV/0!									0	0	#DIV/0!						
SMU 50%+ FG	11	1	0.917	7	1	3		1				6	0	1.000	3		3			
Opp. 50%+ FG	1	1	0.500		1			1				0	1	0.000		1				
Opp. at or below 40%	12	0	1.000	8		3		1				7	0	1.000	4		3			
Outrebounds opponent	14	2	0.875	9		3	2	2				6	1	0.857	3		3	1		
Outrebounded by opponent	3	3	0.500	1	3	2						3	2	0.600	1	2	2			
Rebounds are even	1	1	0.500	1	1							1	1	0.500	1	1				
Reb Differential +10 or more	9	0	1.000	5		2		2				4	0	1.000	2		2			
Reb Differential -10 or more	0	0	#DIV/0!									0	0	#DIV/0!						
Attempts more FTs	14	3	0.824	9	3	2		3				6	2	0.750	4	2	2			
Attempts less FTs	6	3	0.667	2	1	4	2					5	2	0.714	1	1	4	1		
Attempts the same FTs	0	0	#DIV/0!									0	0	#DIV/0!						
Attempts 20 or more FTs	10	5	0.667	7	4	2	1	1				3	4	0.429	1	3	2	1		
Opp. Attempts 20 or more FTs	9	4	0.692	6	2	3	2					5	2	0.714	2	1	3	1		
FTA differential +10 or more	2	0	1.000	2								0	0	#DIV/0!						
FTA differential -10 or more	1	0	1.000			1						1	0	1.000			1			
Plays AP ranked opp.	0	2	0.000		2							0	2	0.000		2				
Plays opponent receiving votes	1	3	0.250		3			1				0	2	0.000		2				
Plays during the day (pre 6pm start)	8	2	0.800	4	2	3		1				6	2	0.750	3	2	3			
Plays at night (6pm or later start)	12	4	0.750	7	2	3	2	2				5	2	0.714	2	1	3	1		
November	6	2	0.750	4	1		1	2				0	0	#DIV/0!						
December	5	0	1.000	3		1		1				2	0	1.000	1		1			
January	5	3	0.625	2	2	3	1					5	3	0.625	2	2	3	1		
February	4	1	0.800	2	1	2						4	1	0.800	2	1	2			
March	0	0	#DIV/0!									0	0	#DIV/0!						
April	0	0	#DIV/0!									0	0	#DIV/0!						
Has more turnovers	8	4	0.667	3	3	3	1	2				5	2	0.714	2	2	3			
Has less turnovers	11	1	0.917	7		3	1	1				6	1	0.857	3		3	1		
Turnovers are the same	1	1	0.500	1	1							0	1	0.000		1				
Has more Steals	12	4	0.750	7	2	4	2	1				7	3	0.700	3	2	4	1		
Has less Steals	6	2	0.750	2	2	2		2				2	1	0.667	1	2	2			
Steals are the same	2	0	1.000	2								2	0	1.000	2					
Points in paint - more	18	2	0.900	10	1	6	1	2				11	1	0.917	5	1	6			
Points in paint - less	1	2	0.333	1	2							0	1	0.000		1				
Points in paint - same	1	2	0.333		1			1				0	2	0.000		1		1		
Points off turnovers - more	13	1	0.929	8	1	3		2				7	1	0.875	4	1	3			
Points off turnovers - less	7	5	0.583	3	3	3	2	1				4	3	0.571	1	2	3	1		
Points off turnovers - same	0	0	#DIV/0!									0	0	#DIV/0!						
2nd chance points - more	13	1	0.929	8	1	3		2				7	1	0.875	4	1	3			
2nd chance points - less	5	4	0.556	3	3	1	1	1				2	2	0.500	1	2	1			
2nd chance points - same	2	1	0.667			2	1					2	1	0.667			2	1		
Bench points - more	14	2	0.875	8		3	2	3				7	1	0.875	4		3	1		
Bench points - less	6	3	0.667	3	3	3						4	2	0.667	1	2	3			
Bench points - same	0	1	0.000		1							0	1	0.000		1				
Makes more 3pt shots	15	1	0.938	9	1	5		1				9	1	0.900	4	1	5			
Makes less 3pt shots	5	5	0.500	2	3	1	2	2				2	3	0.400	1	2	1	1		
Makes same 3pt shots	0	0	#DIV/0!									0	0	#DIV/0!						
Has a player with a double-double	11	2	0.846	7	1	2	1	2				5	2	0.714	3	1	2	1		
Opp. has a player with a double-double	6	2	0.750	4	2	2						5	2	0.714	3	2	2			
Has 4 players with 10+ points	16	2	0.889	9	2	4		3				8	1	0.889	4	1	4			
Opp. has 4 players with 10+ points	2	4	0.333	2	3		1					1	2	0.333	1	2				

1 Tarleton State.....62 at SMU.....96 SMU Record 1-0

11/04/24 7:30 pm at Dallas, TX Tarleton St. 0-1,0-0 WAC

#	Player	tot-fg		3-pt		rebounds		of	de	tot	pf	tp	a	to	blk	s	min	
		fg	fga	fg	fga	ft	fta											of
23	Ronnie Harrison	f	0	4	0	0	0	0	0	1	1	2	4	0	1	0	0	16
03	Chris Mpaka	f	1	2	0	0	2	2	1	6	2	4	0	1	2	0	0	22
04	Jordan Mizell	g	3	5	0	0	2	2	1	2	3	2	4	0	2	2	1	38
11	Bubu Benjamin	g	3	11	1	1	5	14	16	3	1	4	3	21	3	6	2	35
21	Nick Krass	g	1	1	1	1	0	0	0	1	1	0	4	0	3	0	0	11
00	Izzy Miles	g	4	11	0	1	0	0	0	0	1	0	4	1	10	0	0	28
01	Matt Krass	g	4	7	2	3	1	2	2	1	1	3	1	0	4	0	1	22
08	Joseph Martinez	g	1	2	0	1	2	0	2	2	1	3	1	0	1	0	1	22
15	Caleb Evans	g	3	6	2	2	1	2	0	5	6	0	1	9	0	2	1	21
24	Roy Marom	g	0	0	0	0	0	0	0	0	0	0	0	0	0	0	0	2
TEAM										2	3	5	1					
Totals			18	49	6	13	20	24	9	20	29	16	62	8	23	3	5	200
TOTAL FG%	1st Half: 6-22	27.3%	2nd Half: 12-27	44.4%	Game: 36.7%	DEAD												
3-Pt. FG%	1st Half: 3-7	42.9%	2nd Half: 3-6	50.0%	Game: 46.2%	REBS												
F Throw %	1st Half: 13-14	92.9%	2nd Half: 7-10	70.0%	Game: 83.3%													4

SMU 1-0,0-0 ACC

#	Player	tot-fg		3-pt		rebounds		of	de	tot	pf	tp	a	to	blk	s	min	
		fg	fga	fg	fga	ft	fta											of
21	TRAORE, Yohan	f	3	6	1	1	3	5	2	4	6	0	3	10	1	0	0	26
33	CROSS, Matt	f	1	1	0	0	0	0	0	4	0	0	0	0	0	0	0	1
00	EDWARDS, B.J.	g	4	8	2	3	3	5	2	4	6	0	13	3	2	1	4	29
02	MILLER, Boopie	g	8	15	3	7	2	3	3	2	6	3	16	7	1	0	4	27
08	OQUENDO, Kario	g	6	10	2	5	2	2	3	3	6	0	16	2	1	0	0	26
03	HARRIS, Chuck	g	5	8	2	5	4	4	0	3	3	0	16	5	2	0	0	24
05	GORENER, Tibet	g	1	2	0	0	0	0	1	1	2	4	0	1	0	0	1	17
10	GEORGE, AJ	g	1	2	0	0	0	0	0	3	3	5	3	0	1	0	0	15
22	COLBERT, Jerrell	g	1	1	0	0	1	1	0	1	1	5	3	0	1	0	0	7
22	AMBROSE-HYLTON, Keon	5	7	0	1	2	2	4	1	5	1	12	0	3	2	0	0	26
31	UTTER, Trey	g	0	0	0	0	0	0	0	0	0	0	0	0	0	0	0	1
35	YOUNG, Jackson	g	1	1	1	1	0	0	0	0	0	0	0	0	0	0	0	1
TEAM										1								
Totals			34	63	11	26	17	22	13	22	35	18	96	20	13	4	13	200
TOTAL FG%	1st Half: 17-29	58.6%	2nd Half: 17-34	50.0%	Game: 54.0%	DEAD												
3-Pt. FG%	1st Half: 6-12	50.0%	2nd Half: 5-14	35.7%	Game: 42.3%	REBS												
F Throw %	1st Half: 11-11	100%	2nd Half: 6-11	54.5%	Game: 77.3%													1

Officials: Patrick O'Connell, Jenna Reneau, Ron Groover Technicals: SMU-Oquendo; TEAM. Att: 5454
Tarleton St. 23 34 62
SMU 51 45 96
Points in paint-TSU 12, SMU 38. Points off turnovers-TSU 11, SMU 30. 2nd chance points-TSU 13, SMU 7.
Fast break points-TSU 11, SMU 28. Bench points-TSU 30, SMU 36. Score tied-1 time. Lead changed-1 time.
Last FG-TSU 2nd-00:25, SMU 2nd-00:46. Largest lead-TSU by 5 1st-18:23, SMU by 37 2nd-00:46.
TSU led for 0:51. SMU led for 36:45. Game was tied for 01:24.

DALLAS — SMU opened with a 96-62 victory over Tarleton State. SMU used a 32-3 run, including a 22-0 stretch, to pull away early. SMU shot 54% while showcasing balanced scoring. Boopie Miller led SMU with 21 points and 7 assists. He was one of six SMU players to score in double figures. Chuck Harris added 16 points and 5 assists, while Kario Oquendo had 16 points and tied a career-high with 4 steals. The SMU defense was also impressive, forcing 23 turnovers (13 steals), and converting those into 30 points. SMU set the tone, as they held TSU to just 1-of-8 shooting during the 22-0 run. B.J. Edwards had a career-high 13 points, 6 rebounds and 4 steals. Yohan Traore added 10 points and 6 rebounds. SMU dominated in the paint, 38-12, and fastbreak points, 28-11. With SMU holding a commanding 51-28 lead at halftime, the second half was more of the same. SMU finished with 20 assists.

3 UNC Greensboro.....68 at SMU.....81 SMU Record 3-0

11/11/24 7:00 pm at Dallas, TX UNC Greensboro 1-1,0-0 SoCon

#	Player	tot-fg		3-pt		rebounds		of	de	tot	pf	tp	a	to	blk	s	min	
		fg	fga	fg	fga	ft	fta											of
12	Donovan Atwell	f	2	10	0	0	0	0	1	4	5	0	3	5	1	1	0	22
13	Miles Jones	f	4	5	0	0	0	0	1	8	10	4	9	0	1	1	1	30
22	Jalen Breath	g	4	5	0	0	0	0	1	1	2	5	0	0	0	0	0	19
03	Kenyon Giles	f	9	17	2	6	1	2	0	1	2	5	3	21	2	1	0	32
11	Donald Polite III	g	3	8	0	2	6	8	0	4	4	3	12	2	4	0	0	25
00	Demetrius Davis	g	0	6	0	4	0	0	2	0	2	0	0	0	0	0	0	20
02	Clinton Elanda	g	0	0	0	0	0	0	0	0	0	0	0	0	0	0	0	4
04	Mason So	g	0	0	0	0	0	0	0	0	0	0	0	0	0	0	0	0+
14	Keyon Webb	g	0	0	0	0	0	0	0	0	0	0	0	0	0	0	0	0
20	Joryam Saizonou	g	1	4	0	0	1	2	0	4	4	2	4	4	1	1	0	19
24	Malik Henry	g	4	0	0	0	6	8	1	2	3	1	0	0	0	0	1	15
33	Muon Keath	g	0	0	0	0	0	0	0	1	1	0	0	0	0	0	0	3
34	Domas Kazanas	g	0	0	0	0	0	0	0	1	0	0	0	0	0	0	0	2
35	Akrum Ahemed	g	1	3	1	1	0	0	1	1	2	1	3	0	0	0	1	12
TEAM										2								
Totals			24	58	5	20	15	22	11	28	39	24	68	15	15	4	6	200
TOTAL FG%	1st Half: 15-36	41.7%	2nd Half: 9-22	40.9%	Game: 41.4%	DEAD												
3-Pt. FG%	1st Half: 3-11	27.3%	2nd Half: 2-9	22.2%	Game: 25.0%	REBS												
F Throw %	1st Half: 2-4	50.0%	2nd Half: 13-18	72.2%	Game: 68.2%													2

SMU 3-0,0-0 ACC

#	Player	tot-fg		3-pt		rebounds		of	de	tot	pf	tp	a	to	blk	s	min	
		fg	fga	fg	fga	ft	fta											of
21	TRAORE, Yohan	f	1	4	0	1	3	4	3	2	5	4	5	1	0	1	0	29
24	YIGITGLU, Samet	c	5	8	0	0	3	5	1	3	4	4	13	1	1	0	0	21
00	EDWARDS, B.J.	g	6	12	2	5	3	4	2	5	7	1	17	1	2	1	5	33
02	MILLER, Boopie	g	7	16	2	6	5	7	1	3	4	4	21	7	4	0	1	29
08	OQUENDO, Kario	g	1	4	1	7	1	2	0	4	4	0	5	3	1	0	1	17
03	HARRIS, Chuck	g	4	13	0	0	2	2	0	1	2	0	2	2	0	0	1	16
05	GORENER, Tibet	g	0	0	0	0	0	0	1	1	0	0	2	0	0	0	0	11
20	COLBERT, Jerrell	g	1	1	0	0	1	1	0	1	1	2	1	0	0	0	0	7
22	AMBROSE-HYLTON, Keon	g	0	0	0	0	0	0	1	2	3	1	0	0	0	0	0	17
33	CROSS, Matt	g	3	5	1	2	1	2	2	3	5	0	8	0	0	0	0	20
TEAM										3								
Totals			27	63	6	23	21	30	14	27	41	18	81	15	11	2	9	200
TOTAL FG%	1st Half: 15-37	40.5%	2nd Half: 12-26	46.2%	Game: 42.9%	DEAD												
3-Pt. FG%	1st Half: 5-15	33.3%	2nd Half: 1-8	12.5%	Game: 26.1%	REBS												
F Throw %	1st Half: 6-7	85.7%	2nd Half: 15-23	65.2%	Game: 70.0%													3, 1

Officials: Kellen Miliner, Tony Padilla, Bert Smith Technicals: None. Attendance: 4930
SMU 41 40 81
Pts in paint-UNCG 28, SMU 34. Pts off turnovers-UNCG 12, SMU 19. 2nd chance points-UNCG 6, SMU 16.
Fast break pts-UNCG 5, SMU 13. Bench pts-UNCG 21, SMU 20. Score tied-2 times. Lead changed-5 times.
Last FG-UNCG 2nd-00:34, SMU 2nd-02:22. Largest lead-UNCG by 5 1st-18:49, SMU by 19 2nd-02:54.
UNCG led for 0:44. SMU led for 33:35. Game was tied for 01:41.

DALLAS (AP) -- Boopie Miller scored 21 points with 7 assists, B. J. Edwards had 17 points, and SMU defeated UNC 81-68. Miller scored 13 in the 2nd half and SMU pushed a 6-point halftime lead to 14 points halfway through the period. Malik Henry threw down a dunk that got Greensboro within 65-54. Ronald Polite III added a layup for the Spartans before Samet Yigitoglu's dunk and FT started an 11-3 run capped by an Edwards 3-pointer to put the Mustangs up 78-59. Kenyon Giles scored 21 points, Henry 14 and Polite 12 for UNCG. Miles Jones grabbed 10 rebounds. A 3-pointer by Akrum Ahemed gave the Spartans a 24-23 lead with about 7 minutes left in the first half. B. J. Edwards then hit a 3 to put SMU up 26-24 and the Mustangs went on to lead 41-35 at halftime.

2 Florida A&M.....73 at SMU.....102 SMU Record 2-0

11/07/24 7:00 pm at Dallas, TX Florida A&M 2-0,0-0 SWAC

#	Player	tot-fg		3-pt		rebounds		of	de	tot	pf	tp	a	to	blk	s	min	
		fg	fga	fg	fga	ft	fta											of
22	Player	f	2	5	0	0	2	1	1	1	6	2	5	3	0	0	1	29
35	Saiyd Burnside	f	3	4	0	0	1	3	1	2	3	4	7	2	2	0	1	23
02	Jordan Chatman	g	4	9	3	7	2	2	0	5	5	3	13	0	0	1	0	24
04	Sterling Young	g	5	17	3	8	2	2	0	0	0	0	15	3	1	0	0	27
05	Milton Matthews	g	2	5	2	4	4	5	1	1	2	4	10	2	5	0	1	23
01	Roderick Coffee III	g	0	1	0	1	0	0	0	0	0	0	0	0	0	0	0	2
03	Trey Lewis	g	0	2	0	2	2	2	0	1	1	0	0	2	2	1	0	7
08	Shaqir O'Neal	g	2	4	0	0	2	4	2	3	5	1	6	1	2	0	1	12
10	Kaleb Washington	g</																

5 Prairie View A&M.....69 SMU Record at SMU110 4-1

11/18/24 7:00 pm at Dallas, TX
Prairie View 1-3,0-0 SWAC

		tot-fg		3-pt		rebounds		ft		of		pf		tp		a		to		blk		s		min			
#	Player	f	fga	fg	fga	ft	fta	of	de	tot	pf	tp	a	to	blk	s	min										
00	Evan Williams	f	1	1	1	0	0	0	0	0	0	0	0	0	0	1	1	1	3						13		
24	Marcel Bryant	f	2	8	0	2	1	2	4	1	5	4	0	4	0	1	24									32	
11	Tanahj Petway	g	6	15	2	8	6	7	2	2	4	2	5	0	1	0	1	0	0	0	0	0	0	0	0	21	
12	Orlando Horton, Jr.	g	2	6	0	3	1	2	0	2	2	2	5	6	2	0	0	0	0	0	0	0	0	0	0	20	
23	Nick Anderson	g	4	14	2	7	0	1	3	4	7	4	10	0	1	0	3	28								28	
01	Jordan Tillmon	g	2	6	0	2	0	0	0	1	1	0	4	0	2	0	1	14								14	
03	John-Paul Ricks	g	0	2	0	2	0	0	0	0	3	3	2	0	4	0	1	22								22	
04	Braelon Bush	g	3	9	1	2	7	1	2	3	2	0	11	1	0	1	0	18								18	
08	Chauncey Gibson	g	4	10	1	4	2	4	2	2	4	0	14	1	2	0	0	19								19	
13	Elijah Terry	g	0	0	0	0	0	0	0	0	0	0	0	0	0	0	0	3								7	
34	Ryan Bolton Jr.	g	0	0	0	0	0	0	0	0	1	0	4	0	2	1	0	7								7	
TEAM																											
Totals.....		23	71	6	31	17	23	15	18	33	25	69	14	15	3	9	200									200	
TOTAL FG%	1st Half: 18-39	46.2%	2nd Half: 5-32	15.6%	Game: 32.4%	DEAD																					REBS
3-Pt. FG%	1st Half: 5-18	27.8%	2nd Half: 1-13	7.7%	Game: 19.4%	DEAD																					REBS
F Throw %	1st Half: 5-6	83.3%	2nd Half: 12-17	70.6%	Game: 73.9%	DEAD																					REBS

SMU 4-1,0-0 ACC

		tot-fg		3-pt		rebounds		ft		of		pf		tp		a		to		blk		s		min			
#	Player	f	fga	fg	fga	ft	fta	of	de	tot	pf	tp	a	to	blk	s	min										
21	TRAORE, Yohan	f	3	4	0	1	3	2	2	4	1	8	1	0	1	0	1	16								16	
24	YIGITOGLU, Samet	c	3	6	0	0	5	6	9	2	11	2	1	2	1	1	19									15	
00	EDWARDS, B.J.	g	2	7	0	3	0	0	2	2	4	1	4	2	1	1	19									19	
02	MILLER, Boopie	g	6	11	1	2	0	0	2	2	4	13	4	1	0	2	19									19	
08	OQUENDO, Kario	g	2	5	2	3	0	0	0	3	2	6	1	4	0	0	12									12	
03	HARRIS, Chuck	g	5	11	3	5	4	5	2	1	3	17	5	2	0	0	23									23	
05	GORENER, Tibet	g	3	7	1	4	0	0	1	0	1	2	7	1	0	0	1	20								20	
10	GEORGE, AJ	g	2	2	1	1	0	0	4	4	1	5	2	0	1	0	9									9	
20	COLBERT, Jerrell	g	2	4	0	0	4	2	4	6	3	8	1	0	4	0	19									19	
22	AMBROSE-HYLTON, Keon	g	3	8	1	2	7	8	4	2	6	0	14	2	2	0	21									21	
33	CROSS, Matt	g	8	2	4	3	4	3	9	12	3	17	2	1	0	2	27									27	
TEAM																											
Totals.....		37	74	12	25	24	31	23	36	59	20	110	25	14	8	8	200									200	
TOTAL FG%	1st Half: 17-33	51.5%	2nd Half: 20-41	48.8%	Game: 50.0%	DEAD																					REBS
3-Pt. FG%	1st Half: 9-13	69.2%	2nd Half: 3-12	25.0%	Game: 48.0%	DEAD																					REBS
F Throw %	1st Half: 8-11	72.7%	2nd Half: 16-20	80.0%	Game: 77.4%	DEAD																					REBS

Officials: Adam Flore, Chase Shaw, Ted Valentine Technicals: None Attendance: 5055
Prairie View 46 23 69
SMU 51 59 110

Points in paint-PVAM 24,SMU 44. Pts off turnovers-PVAM 17,SMU 24. 2nd chance pts-PVAM 12,SMU 22. Fast break pts-PVAM 13,SMU 15. Bench pts-PVAM 29,SMU 68. Score tied 2 times. Lead changed 3 times. Last FG-PVAM 2nd-03:13, SMU 2nd-00:27. Largest lead-PVAM by 7 1st-16:57, SMU by 41 2nd-01:38. PVAM led for 03:50. SMU led for 34:57. Game was tied for 01:13.

DALLAS (AP) -- Matt Cross scored 17 points with 12 rebounds, Chuck Harris scored 17 with 5 assists and SMU outscored Prairie View A&M by 36 in the second half of a 110-69 victory. SMU took a 51-46 lead into intermission. The second half was a different story. Jerrell Colbert followed his dunk with a tip-in as SMU scored the first 7 points of second half go up 12. SMU led by 20 at 9:52 mark and 30 with 7:22 left. SMU reached the century mark with 3:59 left, going up by 37. Cross made 8-8 shots with two 3FGs for SMU. Harris made 5-11 shots (3-5 on 3FGs). Keon Ambrose-Hylton hit 7-8 free throws, scoring 14 with 6 rebounds. Boopie Miller added 13 points and 4 assists. Samet Yigitoglu just missed a double-double with 11 points and 9 boards. Tanahj Petway scored 20 to lead PVAM. Braelon Bush and Chauncey Gibson scored 14 and 11, respectively. Nick Anderson had 10 points and 7 boards.

6 [rv/rv] Mississippi State84 SMU Record at SMU79 4-2

11/22/24 7:30 pm at Dallas, TX
Mississippi St. 5-0,0-0 SEC

		tot-fg		3-pt		rebounds		ft		of		pf		tp		a		to		blk		s		min			
#	Player	f	fga	fg	fga	ft	fta	of	de	tot	pf	tp	a	to	blk	s	min										
04	Cameron Matthews	f	3	6	0	1	0	0	2	3	5	3	6	8	4	0	0	0	0	0	0	0	0	0	31		
23	Michael Nwoko	c	1	3	0	0	0	0	2	2	4	5	2	0	0	0	0	0	0	0	0	0	0	0	11		
01	Kanye Clay	g	2	6	1	2	0	0	1	0	3	2	8	0	4	0	0	0	0	0	0	0	0	0	26		
05	Shawn Jones, Jr.	g	0	0	0	0	0	0	0	0	0	0	0	0	0	0	0	0	0	0	0	0	0	0	7		
12	Josh Hubbard	g	4	18	2	10	4	4	0	0	0	2	14	5	0	1	33								33		
00	Claudell Harris Jr.	g	4	8	2	6	0	0	0	0	0	1	10	0	0	0	2	16							16		
02	Riley Kugel	g	4	6	1	2	4	7	4	2	6	7	13	1	0	1	22								22		
03	KeShawn Murphy	g	6	12	2	3	2	4	1	6	7	5	16	1	2	3	30								30		
22	RJ Melendez	g	4	8	1	2	6	6	2	3	5	1	0	0	0	0	22								22		
34	Gai Chol	g	0	1	0	0	0	0	0	0	1	0	0	0	0	0	7								7		
TEAM																											
Totals.....		28	68	9	26	19	25	16	21	37	23	84	20	7	3	9	200								200		
TOTAL FG%	1st Half: 12-38	31.6%	2nd Half: 16-30	53.3%	Game: 41.2%	DEAD																					REBS
3-Pt. FG%	1st Half: 3-13	23.1%	2nd Half: 6-13	46.2%	Game: 34.6%	DEAD																					REBS
F Throw %	1st Half: 6-8	75.0%	2nd Half: 13-17	76.5%	Game: 76.0%	DEAD																					REBS

SMU 4-2,0-0 ACC

		tot-fg		3-pt		rebounds		ft		of		pf		tp		a		to		blk		s		min			
#	Player	f	fga	fg	fga	ft	fta	of	de	tot	pf	tp	a	to	blk	s	min										
21	TRAORE, Yohan	f	3	4	0	1	3	2	2	4	1	8	1	0	1	0	1	16								16	
33	CROSS, Matt	f	3	6	2	5	4	6	0	2	7	9	1	2	4	0	1	31								31	
24	YIGITOGLU, Samet	c	3	4	0	0	6	10	0	5	5	3	12	3	0	3	27									27	
00	EDWARDS, B.J.	g	3	5	2	4	2	2	0	2	2	1	10	2	5	0	1	29								29	
02	MILLER, Boopie	g	3	9	0	4	6	6	0	3	3	4	12	6	4	0	2	28								28	
03	HARRIS, Chuck	g	2	6	0	1	1	3	0	1	1	5	5	1	2	0	18									18	
05	GORENER, Tibet	g	0	0	0	0	1	0	0	0	0	0	0	0	0	0	0	19								19	
08	OQUENDO, Kario	g	4	7	3	6	2	3	0	2	3	0	2	3	0	1	0	18								18	
20	COLBERT, Jerrell	g	1	1	0	0	2	4	0	1	0	1	0	0	1	0	0	10								10	
22	AMBROSE-HYLTON, Keon	g	2	5	1	2	0	0	1	1	0	1	0	0	0	0	18									18	
TEAM																											
Totals.....		24	47	8	23	34	6	27	33	22	79	16	13	5	5	5	200									200	
TOTAL FG%	1st Half: 14-27	51.9%	2nd Half: 10-20	50.0%	Game: 51.1%	DEAD																					REBS
3-Pt. FG%	1st Half: 6-15	40.0%	2nd Half: 2-8	25.0%	Game: 34.8%	DEAD																					REBS
F Throw %	1st Half: 4-6	66.7%	2nd Half: 19-28	67.9%	Game: 67.6%	DEAD																					REBS

Officials: KB Burdett Jr., Courtney Green, Lee Cassell Technicals: None Attendance: 5468
Mississippi St. 33 51 84
SMU 38 41 79

Points in paint-MSST 34,SMU 30. Points off turnovers-MSST 13,SMU 11. 2nd chance points-MSST 16,SMU 5. Fast break points-MSST 8,SMU 6. Bench points-MSST 54,SMU 27. Score tied 6 times. Lead changed 3 times. Last FG-MSST 2nd-00:42, SMU 2nd-00:11. Largest lead-MSST by 8 2nd-10:49, SMU by 13 1st-10:46. MSST led for 12:26. SMU led for 24:07. Game was tied for 03:27.

DALLAS -- Reserve KeShawn Murphy scored 16 points and led a quartet of Mississippi State bench players in double-digit scoring and the Bulldogs beat SMU 84-79. Reserves RJ Melendez scored 15 points, Riley Kugel 13 and Claudell Harris Jr. 10. Josh Hubbard was the lone Mississippi State (5-0) starter in double figures with 14 points on just 4-for-18 shooting. The Bulldogs' starters went 10 for 33 from the floor compared to the 18-for-35 effort from the bench. Cameron Matthews made a layup with 5:13 remaining to break a tie at 66. Murphy made a 3-pointer and Kanye Clay made 1 of 2 free throws and Mississippi State led for the remainder. Reserve Kario Oquendo scored 13 points for the Mustangs (4-2), Matt Cross, Boopie Miller and Samet Yigitoglu all had 12 points and B.J. Edwards scored 10.

7 Cal Baptist77 SMU Record vs SMU79 5-2

11/26/24 6:30 pm at Palm Desert, CA - Acrisure Holiday Invitational Semifinal
California Baptist 4-3,0-0 WAC

		tot-fg		3-pt		rebounds		ft		of		pf		tp		a		to		blk		s		min		
#	Player	f	fga	fg	fga	ft	fta	of	de	tot	pf	tp	a	to	blk	s	min									
25	Kendal Coleman	f	12	16	6	8	2	4	1	5	6	1	32	1	0	0	0	35							35	
14	AJ Braun	c	5	11	0	0	2	2	1	3	4	4	12	1	0	0	0	26								26
01	Dominique Daniels Jr	g	6	16	1	3	3	5	0	1	2	2	16	3	2	0	0	38								38
20	Sam Silverstein	g	2	6	2	3	0	0	0	3	3	6	3	2	1	2	34									3

9 Alabama State72 SMU Record
at SMU101 7-2

12/03/24 7:00 pm at Dallas, TX
 Alabama St. 3-5,0-0 SWAC

#	Player	tot-fg		3-pt		rebounds		ft	fta	of	de	tot	pf	tp	a	to	blk	s	min
		fg	fga	fg	fga	of	de												
25	Jasteven Walker	2	0	0	0	0	2	3	1	4	3	3	5	2	0	1	0	0	23
35	Ubong Okon	0	0	0	0	0	0	1	2	3	3	3	0	1	0	1	0	0	14
01	Amarr Knox	6	16	4	6	4	0	0	0	1	4	17	3	2	1	0	0	0	25
03	CJ Hines	3	9	1	4	4	0	2	0	0	1	2	7	3	2	0	0	1	17
20	Antonio "TJ" Madlock	2	7	1	3	0	0	2	2	4	6	4	4	2	0	2	0	0	17
02	D'Ante Bass	1	3	1	3	0	0	2	0	3	3	3	2	1	1	0	0	0	11
04	Micah Simpson	0	6	0	3	0	0	0	3	3	3	2	2	1	0	2	0	0	19
02	Mario Andrews	0	7	1	0	0	2	0	1	1	1	4	4	0	2	0	0	1	31
05	Tyler Mack	3	7	3	7	0	2	1	5	6	0	3	9	0	0	1	0	1	19
10	Jalen Keago	4	9	1	5	2	2	0	1	1	1	1	2	1	0	0	0	1	18
12	Shawn Fulcher	4	9	1	4	3	3	0	1	1	1	1	2	1	0	0	1	15	
TEAM	Totals	24	69	13	41	11	16	12	22	34	25	72	11	8	6	4	200	DEAD	
TOTAL FG%	1st Half: 13-39	33.3%	2nd Half: 11-30	36.7%	Game: 34.8%	DEAD													
3-Pt. FG%	1st Half: 10-27	37.0%	2nd Half: 3-14	21.4%	Game: 31.7%	REBS													
F Throw %	1st Half: 3-5	60.0%	2nd Half: 8-11	72.7%	Game: 68.8%	2													

SMU 72-0 ACC

#	Player	tot-fg		3-pt		rebounds		ft	fta	of	de	tot	pf	tp	a	to	blk	s	min
		fg	fga	fg	fga	of	de												
21	T'RAORE Yohan	4	6	0	2	3	6	3	3	6	1	11	2	0	0	0	0	14	
33	CROSS, Matt	4	7	2	5	2	2	0	3	8	10	12	2	2	0	0	0	1	26
24	YIGITOGLU, Samet	4	7	0	1	4	6	0	3	8	11	12	1	1	0	0	0	1	19
00	EDWARDS, B.J.	5	8	0	1	4	6	0	3	8	11	12	1	5	0	0	2	25	
02	MILLER, Boopie	1	12	0	4	0	2	0	2	4	1	4	5	1	0	0	0	1	22
03	HARRIS, Chuck	4	8	2	4	2	2	1	3	4	3	12	3	2	0	0	0	1	14
08	GOENER, Tibet	1	1	0	0	0	2	2	2	2	3	3	0	0	0	0	0	0	16
05	QOQUENDO, Kario	7	8	4	5	2	3	0	2	2	4	4	0	0	0	0	0	0	8
10	GEORGE, AJ	1	3	1	2	0	1	0	1	1	0	2	0	0	0	0	0	0	18
02	COLBERT, Jerrell	2	3	0	0	6	4	3	7	2	10	0	0	1	0	0	0	14	
22	AMBROSE-HYLTON, Keon	0	4	0	1	2	2	0	5	5	5	0	0	0	0	0	0	15	
TEAM	Totals	33	69	10	29	25	34	20	36	56	16	101	16	8	1	7	200	DEAD	
TOTAL FG%	1st Half: 17-35	48.6%	2nd Half: 16-34	47.1%	Game: 47.8%	DEAD													
3-Pt. FG%	1st Half: 5-17	29.4%	2nd Half: 5-12	41.7%	Game: 34.5%	REBS													
F Throw %	1st Half: 10-13	76.9%	2nd Half: 15-21	71.4%	Game: 73.5%	3													

Officials: Clare Aubry,John Gaffney,Jermel Spearman Technicals: None. Attendance: 5025
 Alabama St. 39 33 72
 SMU 49 52 101

Points in paint-ALST 10,SMU 44. Points off turnovers-ALST 14,SMU 13. 2nd chance points-ALST 8,SMU 24.
 Fast break points-ALST 6,SMU 29. Bench points-ALST 36,SMU 51. Score tied-2 times. Lead changed-6 times.
 Last FG-ALST 2nd-01:23, SMU 2nd-01:00. Largest lead-ALST by 4 1st-13:55, SMU by 31 2nd-01:45.
 ALST led for 05:00. SMU led for 34:05. Game was tied for 00:55.

DALLAS (AP) -- Kario Oquendo hit four 3-pointers and scored 20 points on 7-of-8 shooting to lead seven players scoring in double figures as SMU beat Alabama State 101-72. Chuck Harris, Matt Cross and Samet Yigitoglu scored 12 points apiece for SMU. B.J. Edwards and Yohan Traore each added 11 points and Jerrell Colbert scored 10. Amarr Knox scored 17 points and Shawn Fulcher added 12 for ASU. Oquendo, Cross & Harris each hit a 3FG in an 11-0 run that gave SMU the lead for good and made it 25-18 with 11:33 left in the half. Tyler Mack made 3-pointers 19 seconds apart to pull ASU with-in two, but SMU scored 13 of the next 15 points before Fulcher hit a 3 for ASU to make it 49-39 at half-time. Traore threw down a dunk to open the second SMU led by double figures the rest of the way.

10 Virginia.....51 SMU Record
at SMU63 8-2, 1-0 ACC

12/07/24 1:15 pm at Dallas, TX
 Virginia 5-4,0-1 ACC

#	Player	tot-fg		3-pt		rebounds		ft	fta	of	de	tot	pf	tp	a	to	blk	s	min
		fg	fga	fg	fga	of	de												
00	Blake Buchanan	0	0	0	0	2	2	1	0	2	3	2	4	0	2	0	0	2	25
02	Elijah Saunders	0	6	0	2	3	4	0	0	3	3	2	4	0	0	0	0	0	25
04	Andrew Rohde	3	8	1	2	0	2	0	2	1	2	6	0	3	4	0	0	1	30
07	Dai Dai Arnes	1	3	0	0	0	0	0	0	0	1	1	1	0	0	0	0	1	7
08	Isaac McKneely	5	12	4	8	3	3	0	3	3	2	17	3	3	0	0	0	0	34
05	Jacob Coffie	3	6	1	2	0	1	1	1	1	1	8	3	0	2	0	0	1	25
09	Ishan Sharma	1	3	0	1	0	0	0	4	4	4	3	3	0	1	0	0	1	16
10	Taine Murray	1	2	0	0	0	0	0	4	4	3	2	0	1	1	0	0	2	26
21	Anthony Robinson	0	0	0	0	0	0	0	0	0	1	3	0	0	0	0	0	0	2
23	TJ Power	1	3	1	2	0	0	0	0	0	1	2	0	0	0	0	0	0	10
TEAM	Totals	16	47	8	19	11	12	3	22	25	19	51	11	14	2	8	2	200	DEAD
TOTAL FG%	1st Half: 11-27	40.7%	2nd Half: 5-20	25.0%	Game: 34.0%	DEAD													
3-Pt. FG%	1st Half: 5-9	55.6%	2nd Half: 3-10	30.0%	Game: 42.1%	REBS													
F Throw %	1st Half: 1-2	50.0%	2nd Half: 10-10	100%	Game: 91.7%	1													

SMU 82-1,0 ACC

#	Player	tot-fg		3-pt		rebounds		ft	fta	of	de	tot	pf	tp	a	to	blk	s	min
		fg	fga	fg	fga	of	de												
21	T'RAORE Yohan	0	2	0	1	1	3	1	0	1	0	1	0	1	0	0	0	14	
33	CROSS, Matt	0	9	1	6	1	6	0	2	8	10	3	6	0	3	0	0	1	26
24	YIGITOGLU, Samet	7	8	1	1	0	0	1	5	6	0	16	0	2	0	0	0	1	31
00	EDWARDS, B.J.	3	0	0	1	0	0	0	0	0	0	0	0	0	0	0	0	4	34
02	MILLER, Boopie	3	9	0	5	3	3	0	3	3	3	9	4	1	2	0	0	0	30
03	HARRIS, Chuck	2	7	1	4	5	4	0	1	2	9	2	0	0	0	0	0	0	20
08	QOQUENDO, Kario	6	10	4	6	5	6	1	5	6	1	21	0	0	0	0	0	0	26
20	COLBERT, Jerrell	1	1	0	0	0	0	2	0	2	1	2	0	0	0	0	0	0	10
22	AMBROSE-HYLTON, Keon	0	0	0	0	0	0	0	0	0	0	0	0	0	0	0	0	1	9
TEAM	Totals	21	49	6	24	15	20	8	28	36	15	63	13	12	2	8	2	200	DEAD
TOTAL FG%	1st Half: 12-28	42.9%	2nd Half: 9-21	42.9%	Game: 42.9%	REBS													
3-Pt. FG%	1st Half: 3-12	25.0%	2nd Half: 3-12	25.0%	Game: 25.0%	DEAD													
F Throw %	1st Half: 3-5	60.0%	2nd Half: 12-15	80.0%	Game: 75.0%	3													

Officials: Ryan Sassano,Tony Henderson,Lee Cassell Technicals: None. Attendance: 5189
 Virginia 28 23 51
 SMU 30 33 63
 Points in the paint-UVA 10,SMU 30. Points off turnovers-UVA 13,SMU 18. 2nd chance points-UVA 2,SMU 6.
 Fast break points-UVA 0,SMU 9. Bench points-UVA 16,SMU 32. Score tied-5 times. Lead changed-13 times.
 Last FG-UVA 2nd-10:19, SMU 2nd-02:33. Largest lead-UVA by 7 2nd-10:19, SMU by 12 2nd-00:30.
 UVA led for 14:09. SMU led for 22:09. Game was tied for 03:42.

DALLAS (AP) -- Kario Oquendo scored 21 points and SMU held Virginia without a field goal over the final 10 minutes of a 63-51 victory over the Cavaliers. SMU led by two points at halftime, then Virginia's Isaac McKneely converted a four-point play and followed it up with a 3-pointer to give the Cavaliers a 45-38 lead with just over 10 minutes to go. They did not make another field goal. The Cavaliers missed their final nine shots but were still behind by only three points with 2 1/2 minutes to go. But they did not score again, missing three shots and not attempting a free throw. They had three turnovers in that final stretch. Samet Yigitoglu had 16 points and Matt Cross grabbed 10 rebounds for SMU. McKneely led Virginia with 17 points. Chuck Harris hit a 3-pointer for a 28-19 SMU lead with 5 1/2 minutes left in the first half. Virginia then hit three 3-pointers in four attempts and closed to within 30-28 at halftime. Yigitoglu made 6 of 7 shots and scored 14 points in the first half.

11 [-/tv] LSU64 SMU Record
vs SMU74 9-2

12/14/24 3:00 pm at Frisco, TX (Comerica Center) - Compete 4 Cause Classic
 LSU 8-2,0-0 SEC

#	Player	tot-fg		3-pt		rebounds		ft	fta	of	de	tot	pf	tp	a	to	blk	s	min
		fg	fga	fg	fga	of	de												
10	Damion Collins	4	8	0	0	1	3	1	4	5	5	0	5	2	0	0	0	30	31
11	Corey Cest	3	8	0	0	0	3	8	11	3	6	1	0	1	0	1	2	3	34
01	Jordan Sears	7	13	1	4	6	7	1	3	3	3	21	4	3	0	4	4	34	39
04	Dji Bailey	7	12	3	3	4	4	1	3	4	0	13	2	4	0	0	0	0	39
05	Cam Carter	3	11	1	3	4	4	0	2	2	11	6	4	0	0	0	3	35	15
00	Victorius Miller	1	4	0	0	0	0	0	1	3	2	0	0	0	0	0	0	0	35
03	Curtis Givens III	0	1	0	0	0	0	0	0	0	2	0	0	0	0	0	0	0	6
06	Robert Miller III	1	2	0	0	0	0	2	2	4	0	1	1	0	0	0	0	0	10
TEAM	Totals	23	54	4	15	14	18	7	24	31	18	64	14	17	4	10	200	DEAD	
TOTAL FG%	1st Half: 13-29	44.8%	2nd Half: 10-25	40.0%	Game: 42.6%	DEAD													
3-Pt. FG%	1st Half: 2-7	28.6%	2nd Half: 2-8	25.0%	Game: 26.7%	REBS													
F Throw %	1st Half: 5-6	83.3%	2nd Half: 9-12	75.0%	Game: 77.8%	0													

SMU 92-1,0 ACC

#	Player	tot-fg		3-pt		rebounds		ft	fta	of	de	tot	pf	tp	a	to	blk	s	min
		fg	fga	fg	fga	of	de												
21	T'RAORE Yohan	2	5	0	2	0	2	1	4	1	1	1	0	2	1	0	0	16	
33	CROSS, Matt	6	12	0	2	3	6	7	9	16	2	16	2	3	1	1	0	1	35
24	YIGITOGLU, Samet	4	8	0	1	4	6	0	8	8	4	12	2	0	2	1	1	31	31
00	EDWARDS, B.J.	3	11	1	5	6	0	0	0	2	6	6	3	0	3	0	3	29	29
02	MILLER, Boopie	3	11	1	4	2	0	0	1	1	2	9	7	5	1	1	1	29	22
03	HARRIS, Chuck	4	8	3	4	0	0	0	1	1	0	4	1	2	0	0	0	0	25
08	QOQUENDO, Kario</																		

13 Longwood.....82 SMU Record
at SMU.....98 11-2

12/29/24 1:00 pm at Dallas, TX

Longwood 11-4

##	Player	tot-fg		3-pt		rebounds			pf	tp	a	to	blk	s	min
		fg	fga	fga	fga	of	de	tot							
24	Michael Christmas	f	4	11	0	5	0	4	2	4	6	2	0	0	20
35	Elijah Tucker	f	8	16	0	4	8	3	3	3	6	2	0	0	30
01	Kyrell Luc	g	2	9	0	2	2	2	1	2	3	2	0	0	24
03	Colby Garland	g	9	14	0	0	1	1	0	2	2	4	1	0	34
14	Angelo Brizzi	g	0	1	0	0	1	1	0	0	0	3	0	0	11
00	Johan Nziemi	g	4	8	0	0	1	1	3	1	4	1	1	1	2
04	Emanuel Richards	g	0	1	0	0	0	0	1	0	1	0	0	0	16
05	KJ McClurg	g	0	1	0	0	0	0	1	0	1	0	0	0	12
08	Leo Nordberg	g	0	0	0	0	0	0	0	0	0	0	0	0	1
11	Trey Hicks	g	0	0	0	0	0	0	0	0	0	0	0	0	1
22	D.J. Jefferson	g	3	5	1	2	0	0	0	1	1	1	0	0	12
24	Jaylen Bernard	g	0	0	0	0	0	0	0	1	0	4	0	0	6
TEAM		3		72		4		14		10		14		200	
Totals.....		17-33		51.5%		2nd Half: 17-39		43.6%		Game: 47.2%		DEAD		REBS	
3-Pt. FG%		1st Half: 3-5		60.0%		2nd Half: 1-9		11.1%		Game: 28.6%		DEAD		REBS	
F Throw %		1st Half: 6-8		75.0%		2nd Half: 4-6		66.7%		Game: 71.4%		DEAD		REBS	

SMU 11-2

##	Player	tot-fg		3-pt		rebounds			pf	tp	a	to	blk	s	min		
		fg	fga	fga	fga	of	de	tot									
21	TRAORE, Yohan	f	7	10	2	4	4	3	8	11	2	20	0	1	0	28	
33	CROSS, Matt	f	6	10	2	5	6	4	1	3	4	0	19	4	2	1	31
24	YIGITOGLU, Samet	c	0	0	0	0	3	4	2	6	8	4	3	1	2	0	20
00	EDWARDS, B.J.	g	3	5	0	1	0	0	0	1	1	1	6	5	3	1	28
02	MILLER, Boopie	g	6	7	2	2	10	12	0	5	5	2	24	7	4	0	2
03	HARRIS, Chuck	g	4	8	2	4	2	3	0	0	0	1	12	0	0	0	22
05	GORENER, Tibet	g	0	0	0	0	0	0	0	0	0	0	0	0	0	0	
08	GOJENKO, Kario	g	3	7	1	3	2	2	0	1	0	1	9	0	2	18	
10	GEORGE, AJ	g	1	1	0	0	0	0	0	0	0	0	0	0	0	2	
20	COLBERT, Jerrell	g	1	1	0	0	0	0	0	0	0	3	2	0	0	8	
22	AMBROSE-HYLTON, Keon	g	1	1	1	1	0	0	0	0	0	3	0	1	0	0	
TEAM		1		50		10		26		31		8		25		33	
Totals.....		14-24		58.3%		2nd Half: 17-26		65.4%		Game: 62.0%		DEAD		REBS			
3-Pt. FG%		1st Half: 4-8		50.0%		2nd Half: 6-12		50.0%		Game: 50.0%		DEAD		REBS			
F Throw %		1st Half: 13-16		81.3%		2nd Half: 13-15		86.7%		Game: 83.9%		DEAD		REBS			

Officials: Ben Stirt, Brook Wells, Kipp Kissinger Technicals: Longwood-Colby Garland Attendance: 5220
 Longwood 45 39 82 SMU 45 53 98
 Points in the paint-LWU 40, SMU 36. Points off turnovers-LWU 29, SMU 18. 2nd chance points-LWU 9, SMU 10.
 Fast break points-LWU 6, SMU 18. Bench points-LWU 28, SMU 26. Score tied 4 times. Lead changed 13 times.
 Last FG-LWU 2nd-00:13, SMU 2nd-01:07. Largest lead-LWU by 3 1st-18:58, SMU by 25 2nd-05:37.
 LWU led for 05:19. SMU led for 33:14. Game was tied for 01:27.

DALLAS (AP) -- Boopie Miller scored 24 points and added 7 assists and Yohan Traore posted 20 points and 11 rebounds as SMU won 98-82 over Longwood. SMU shot 62%, knocking down 10-20 from behind the 3-point arc. Longwood stayed close by taking advantage of 20 SMU turnovers and 10 steals. Elijah Tucker's jumper with 11:37 left pulled LU within 69-62, but SMU answered with a 14-1 run for a 20-point lead. Miller knocked down 6-7 FGs, including both 3FG attempts, and was 10-12 at the FT line. Traore was 7-10 from the floor, including 2-4 from deep, and 4-4 at the line. Matt Cross added 19 points and Chuck Harris chipped in 12 points. Tucker finished with 20 points and 6 rebounds to lead LU. Coby Garland posted 19 points and 11 assists and Emanuel Richards finished with 12 points.

15 SMU67 SMU Record
at North Carolina.....82 11-4, 2-2 ACC

01/07/25 9:00 pm at Chapel Hill, NC

SMU 11-4, 2-2 ACC

##	Player	tot-fg		3-pt		rebounds			pf	tp	a	to	blk	s	min		
		fg	fga	fga	fga	of	de	tot									
21	TRAORE, Yohan	f	1	5	0	1	2	2	0	3	3	3	0	0	1	0	
33	CROSS, Matt	f	5	11	1	3	2	0	3	8	11	3	13	1	2	0	
24	YIGITOGLU, Samet	c	2	7	1	0	0	0	4	3	7	4	4	0	2	0	
00	EDWARDS, B.J.	g	5	13	0	2	5	6	0	2	2	1	15	1	0	0	
02	MILLER, Boopie	g	3	15	0	2	5	6	1	3	4	2	9	3	1	0	
03	HARRIS, Chuck	g	6	13	3	8	3	4	2	2	4	1	18	1	2	0	
05	GORENER, Tibet	g	0	1	0	0	0	0	1	0	0	0	0	0	0		
08	GOJENKO, Kario	g	1	4	0	1	0	3	3	4	1	5	1	0	1		
20	COLBERT, Jerrell	g	0	0	0	0	0	0	0	0	0	0	0	0	0		
22	AMBROSE-HYLTON, Keon	g	0	0	0	0	0	0	0	2	2	2	0	0	1		
TEAM		0		0		0		0		0		0		0			
Totals.....		23		69		4		18		17		21		15		26	
Totals.....		15-37		40.5%		Game: 33.3%		DEAD		REBS							
3-Pt. FG%		1st Half: 8-12		25.0%		2nd Half: 2-7		28.6%		Game: 22.2%		DEAD		REBS			
F Throw %		1st Half: 6-8		75.0%		2nd Half: 11-13		84.6%		Game: 81.0%		DEAD		REBS			

North Carolina 10-6, 3-1 ACC

##	Player	tot-fg		3-pt		rebounds			pf	tp	a	to	blk	s	min		
		fg	fga	fga	fga	of	de	tot									
08	Drake Powell	f	6	13	4	6	1	3	0	3	4	3	17	2	3	1	
13	Vance Washington	f	3	6	1	0	0	0	3	3	3	4	7	1	1	0	
03	Elliot Cadeau	g	3	6	1	1	0	0	0	2	2	4	7	1	0	1	
04	RJ Davis	g	8	15	3	6	7	9	0	2	5	5	16	4	0	0	
01	Ian Jackson	g	5	11	3	7	5	6	1	6	0	0	0	0	0	0	
02	James Brown	g	0	0	0	0	0	0	0	0	0	0	0	0	0		
07	Seth Trimble	g	0	3	0	0	0	1	0	2	2	0	0	0	0		
22	Ven-Allen Lubin	g	3	4	0	0	1	2	1	1	2	1	7	2	1		
24	JaeLyn Withers	g	2	4	0	1	3	3	1	2	3	2	7	0	2		
TEAM		3		8		11		3		39		18		82			
Totals.....		27		57		11		22		17		24		7		8	
Totals.....		14-26		53.8%		Game: 47.4%		DEAD		REBS							
3-Pt. FG%		1st Half: 13-31		41.9%		2nd Half: 4-10		40.0%		Game: 50.0%		DEAD		REBS			
F Throw %		1st Half: 6-11		54.5%		2nd Half: 11-13		84.6%		Game: 70.8%		DEAD		REBS			

Officials: Eric Lewis, Tommy Morrissey, Bill Covington Technicals: SMU-TEAM Attendance: 19594
 SMU 24 43 67 North Carolina 24 43 67
 Points in the paint-SMU 26, UNC 26. Points off turnovers-SMU 14, UNC 18. 2nd chance points-SMU 10, UNC 10.
 Fast break points-SMU 7, UNC 15. Bench points-SMU 23, UNC 14. Score tied-1 time. Lead changed-0 times.
 Last FG-SMU 2nd-00:49, UNC 2nd-00:21. Largest lead-SMU None, UNC by 25 2nd-12:32.
 SMU led for 00:00. UNC led for 39:13. Game was tied for 00:47.

CHAPEL HILL, N.C. (AP) -- RJ Davis scored 26 points and Ian Jackson scored 18 points and North Carolina controlled SMU for an 82-67 win in a contest it never trailed. Drake Powell scored 17 points for the Tar Heels who finished shooting 47.4% (27 for 57) to 33.3% (23 for 69) for SMU. Reserve Chuck Harris scored 18 points, B.J. Edwards scored 15 points and Matt Cross 13 for SMU. Elliot Cadeau started the game for North Carolina with a 3-pointer and followed with a layup. Boopie Miller's jump shot a little more than four minutes in knotted the score at 6-all. Powell countered with a jump shot. Davis made 1 of 2 free throws. Powell and Davis followed with 3s and the margin was 15-6. Powell made a 3 with 11:08 before halftime to give North Carolina its first double-digit lead at 23-13. Ven-Allen Lubin's tip-in gave the Tar Heels a 30-19 advantage and they led by double digits the rest of the way. North Carolina led 39-24 at halftime. North Carolina reached its first 20-point lead at 55-35 on a pair of Ian Jackson foul shots with 13:39 left.

14 [4/4] Duke89 SMU Record
at SMU.....62 11-3, 2-1 ACC

01/04/25 1:15 pm at Dallas, TX

Duke 12-4, 0-0 ACC

##	Player	tot-fg		3-pt		rebounds			pf	tp	a	to	blk	s	min		
		fg	fga	fga	fga	of	de	tot									
02	Coyser Flagg	f	7	12	2	2	8	3	7	8	11	2	24	3	2		
09	Khanan Mloulach	c	4	5	0	0	2	1	7	8	3	8	2	0	0		
05	Tyrese Proctor	g	5	11	4	7	0	0	2	4	6	1	14	3	1		
07	Kon Knueppel	g	5	10	3	8	1	1	0	3	3	3	14	2	1		
14	Sion James	g	2	5	0	2	2	2	0	3	3	2	6	8	1		
01	Caleb Foster	g	4	6	1	2	0	1	0	1	1	2	9	1	0		
03	Isaiah Evans	g	1	4	0	2	1	2	0	0	0	0	0	0	0		
06	Malik Brown	g	1	1	0	0	0	0	1	0	1	0	1	1	1		
08	Darren Harris	g	1	1	0	0	0	0	0	0	0	0	0	0			
13	Cameron Sheffield	g	0	0	0	0	0	0	0	0	0	0	0	0			
18	Mason Gillis	g	3	5	1	3	0	0	1	2	3	0	7	1	0		
20	Neal Begovich	g	0	0	0	0	0	0	0	1	1	0	0	0			
21	Patrick Ngongba	g	1	2	0	0	0	0	0	1	2	1	2	0			
TEAM		2		2		2		2		2		2		2			
Totals.....		33		62		11		27		12		16		11		31	
Totals.....		19-31		61.3%		Game: 53.2%		DEAD		REBS							
3-Pt. FG%		1st Half: 6-13		46.2%		2nd Half: 5-14		35.7%		Game: 40.7%		DEAD		REBS			
F Throw %		1st Half: 7-10		70.0%		2nd Half: 5-6		83.3%		Game: 75.0%		DEAD		REBS			

SMU 11-3, 2-1 ACC

##	Player	tot-fg		3-pt				
----	--------	--------	--	------	--	--	--	--

17 SMU54 **SMU Record**
at Virginia52 **13-4, 4-2 ACC**

01/15/25 9:00 pm at Charlottesville, VA
SMU 13-4,4-2 ACC

#	Player	f	fg	fga	ft	fta	of	de	tot	pf	tp	a	to	blk	s	min		
33	CROSS, Matt	f	0	2	0	0	1	5	6	4	1	0	3	0	0	24		
24	YIGITOGLU, Samet	c	5	6	0	0	2	1	5	10	1	2	1	2	3	34		
00	EDWARDS, B.J.	g	3	8	1	3	2	2	3	6	3	8	1	2	0	33		
02	MILLER, Boopie	g	3	5	1	3	1	5	6	3	1	2	1	0	1	34		
03	HARRIS, Chuck	g	5	14	2	3	1	2	3	4	12	4	1	1	0	27		
05	GORENER, Tibet	g	5	14	2	0	0	1	2	3	1	0	1	0	0	04+		
08	OQUENDO, Kario	g	2	6	0	4	2	2	2	0	1	6	2	1	0	23		
20	COLBERT, Jerrell	g	2	6	0	0	0	0	2	2	0	0	0	0	0	04+		
21	TRAORE, Yohan	g	1	1	0	0	0	2	1	3	0	2	1	1	0	15		
22	AMBROSE-HYLTON, Keon	g	1	2	0	0	0	0	4	3	3	4	1	1	0	0		
TEAM																		
Totals.....		23	53	5	21	3	7	8	31	39	17	54	12	12	1	6	201	
TOTAL FG%		1st Half: 13-29	44.8%		2nd Half: 10-24	41.7%		Game: 43.4%									DEAD	
3-Pt. FG%		1st Half: 1-12	8.3%		2nd Half: 4-9	44.4%		Game: 23.8%									REBS	
F Throw %		1st Half: 0-2	0.0%		2nd Half: 3-5	60.0%		Game: 42.9%									1	

Virginia 8-9,1-5 ACC

#	Player	f	fg	fga	ft	fta	of	de	tot	pf	tp	a	to	blk	s	min		
02	Elijah Saunders	f	3	8	2	3	0	0	1	2	3	3	4	1	2	2	26	
05	Jacob Coife	f	2	9	0	0	0	1	2	3	2	3	4	1	2	0	18	
04	Andrew Rohde	g	1	9	0	0	1	2	3	2	3	4	0	0	3	35		
07	Dai Dai Ames	g	3	6	0	0	0	0	3	2	6	2	1	0	0	32		
11	Isaac McKneely	g	1	9	0	6	4	0	0	3	9	2	6	4	1	0	28	
00	Blake Buchanan	g	5	7	0	7	4	1	3	12	15	1	1	2	2	1	26	
09	Ishan Sharma	g	2	7	2	7	4	0	1	1	2	10	0	0	0	0	17	
10	Taine Murray	g	1	1	0	2	4	0	0	1	1	2	1	0	0	1	9	
21	Anthony Robinson	g	1	1	0	0	0	0	1	1	0	2	0	0	0	1	9	
TEAM																		
Totals.....		18	52	4	26	12	15	5	25	30	14	52	15	8	4	8	200	
TOTAL FG%		1st Half: 9-26	34.6%		2nd Half: 9-26	34.6%		Game: 34.6%									DEAD	
3-Pt. FG%		1st Half: 3-15	20.0%		2nd Half: 1-11	9.1%		Game: 15.4%									REBS	
F Throw %		1st Half: 4-4	100%		2nd Half: 8-11	72.7%		Game: 80.0%									1	

Officials: Michael Greenstein, Tony Chiazza, Ron Groover Technicals: None. Attendance: 13554
 SMU 27 27 52
 Virginia 25 27 52
 Points in the paint-SMU 36,UVA 24. Points off turnovers-SMU 7,UVA 16. 2nd chance points-SMU 6,UVA 4.
 Fast break points-SMU 9,UVA 4. Bench points-SMU 12,UVA 25. Score tied 5 times. Lead changed 6 times.
 Last FG-SMU 2nd-00:00, UVA 2nd-01:22. Largest lead-SMU by 8 2nd-08:47, UVA by 5 2nd-00:31.
 SMU led for 31:47. UVA led for 04:17. Game was tied for 03:56.
 CHARLOTTESVILLE, Va. (AP) -- Boopie Miller made two 3-pointers in the final nine seconds, including the off-balance buzzer-beater for the win, and SMU stunned Virginia 54-52. SMU blew a 7-point lead in the final 5 minutes, going 4 1/2 minutes without a point to trail 50-45 with 31 seconds left. B.J. Edwards hit a three to get SMU within 50-48 with 25 seconds left. After Ishan Sharma hit both ends of a 1-and-1, Miller's 3-pointer got SMU within 52-51 with 9 seconds left. Virginia's Taine Miller missed the front of the 1-and-1 with 7 seconds left and SMU called timeout with 4 seconds remaining. Miller got the ball on the in-bound pass, and hit the winning 3-pointer as the clock ticked under one second. Virginia lost despite a 12-0 run that erased a 45-38 deficit and gave them a 5-point lead in the final minute. Miller and Chuck Harris had 12 points each and Samet Yigitoglu scored 10 for SMU. SMU was 2-18 from 3-point range before hitting their last three in the final minute. Blake Buchanan had 11 points and 15 rebounds and Sharma scored 10 for Virginia. The Cavaliers made 4-26 3-pointers and 12-15 free throws.

SMU led for 31:47. UVA led for 04:17. Game was tied for 03:56.

19 [25/rv] Louisville98 **SMU Record**
at SMU73 **14-5, 5-3 ACC**

01/21/25 8:00 pm at Dallas, TX
Louisville 15-5,8-1 ACC

#	Player	f	fg	fga	ft	fta	of	de	tot	pf	tp	a	to	blk	s	min			
00	James Scott	f	7	12	1	2	1	1	2	4	16	2	1	2	0	25			
01	J'Vonne Hadley	g	5	8	2	4	4	3	3	4	16	5	1	0	1	31			
05	Terrence Edwards Jr.	g	5	13	1	8	4	4	1	3	4	16	5	2	0	1	37		
06	Reyne Smith	g	10	18	10	10	0	0	3	3	1	30	1	0	1	37			
24	Chucky Hepburn	g	3	8	3	7	4	4	1	4	5	4	13	16	2	1	0	38	
04	Cole Sherman	g	4	5	2	2	2	3	3	4	7	1	12	0	0	0	0	17	
09	Khani Rooths	g	0	0	0	0	0	0	0	0	0	0	0	0	0	0	0	0	0
12	Patrick Antonelli	g	0	0	0	0	0	0	0	0	0	0	0	0	0	0	0	0	0
13	Frank Anselme-lbe	g	0	0	0	0	0	0	0	0	0	0	0	0	0	0	0	0	0
15	Aboubacar Traore	g	0	3	0	2	2	2	2	4	1	2	0	1	0	4	4		
33	Aidan McCooll	g	0	0	0	0	0	0	0	0	0	0	0	0	0	0	0	0	0
55	Spencer Legg	g	0	0	0	0	0	0	0	0	0	0	0	0	0	0	0	0	0
TEAM																			
Totals.....		31	67	19	42	17	19	16	25	41	21	98	27	7	4	3	201		
TOTAL FG%		1st Half: 14-33	42.4%		2nd Half: 17-34	50.0%		Game: 46.3%									DEAD		
3-Pt. FG%		1st Half: 10-20	50.0%		2nd Half: 9-22	40.9%		Game: 45.2%									REBS		
F Throw %		1st Half: 12-12	100%		2nd Half: 5-7	71.4%		Game: 89.5%									1		

SMU 14-5,5-3 ACC

#	Player	f	fg	fga	ft	fta	of	de	tot	pf	tp	a	to	blk	s	min		
33	CROSS, Matt	f	7	11	2	2	2	3	5	8	1	18	2	3	0	24		
24	YIGITOGLU, Samet	c	4	7	0	3	4	2	5	3	11	3	2	4	0	24		
00	EDWARDS, B.J.	g	4	7	1	4	7	8	4	4	1	16	4	0	0	3	34	
02	MILLER, Boopie	g	2	12	1	4	2	0	1	2	7	1	0	1	2	23		
03	HARRIS, Chuck	g	3	10	1	4	0	1	3	4	3	7	2	3	0	0	26	
05	GORENER, Tibet	g	0	0	0	0	0	0	0	0	1	1	0	0	0	9		
08	OQUENDO, Kario	g	1	5	1	4	6	1	2	3	4	9	1	1	0	0	19	
10	COLBERT, Jerrell	g	0	0	0	0	1	2	0	0	1	1	0	0	0	0	2	
20	TRAORE, Yohan	g	2	4	0	1	0	0	0	0	2	4	0	0	0	0	13	
21	TRAORE, Yohan	g	2	4	0	1	0	1	0	1	1	0	1	0	0	0	8	
22	AMBROSE-HYLTON, Keon	g	0	0	0	0	0	0	3	3	6	1	1	0	0	0	0	
TEAM																		
Totals.....		23	57	6	18	21	24	12	21	33	19	73	13	11	5	5	199	
TOTAL FG%		1st Half: 6-29	20.7%		2nd Half: 17-28	60.7%		Game: 40.4%									DEAD	
3-Pt. FG%		1st Half: 2-11	18.2%		2nd Half: 4-7	57.1%		Game: 33.3%									REBS	
F Throw %		1st Half: 13-14	92.9%		2nd Half: 8-10	80.0%		Game: 87.5%									0	

Officials: Tommy Morrissey, Tony Padilla, Lee Cassell Technicals: None. Attendance: 6135
 Louisville 50 48 98
 SMU 27 46 73
 Points in the paint-LOU 22,SMU 30. Points off turnovers-LOU 10,SMU 5. 2nd chance points-LOU 18,SMU 11.
 Fast break points-LOU 6,SMU 12. Bench pts-LOU 14,SMU 14. Score tied 0 times. Lead changed 0 times.
 Last FG-LOU 2nd-00:26, SMU 2nd-02:10. Largest lead-LOU by 32 2nd-11:53, SMU None.
 LOU led for 39:19. SMU led for 00:00. Game was tied for 00:41.

DALLAS (AP) -- Reyne Smith scored 30 points while matching his career high with 10 3-pointers and No. 25 Louisville won its first game as a ranked team in four years, beating SMU 98-73. Chucky Hepburn had 13 points and a career-high 16 assists as the Cardinals won their ninth game in a row. J'Vonne Hadley and James Scott each added 16 points. Matt Cross had 18 points to lead SMU. B.J. Edwards scored 16. Hepburn opened the game with a 3 as the Cardinals never trailed and built a 32-point lead. SMU missed 13 of its first 15 shots and trailed by 11 midway through the first half. The Mustangs entered as the ACC leader in shooting at 48.6% from the field.

18 SMU117 **SMU Record**
at Miami74 **14-4, 5-2 ACC**

01/18/25 2:00 pm at Coral Gables, FL
SMU 14-4,5-2 ACC

#	Player	f	fg	fga	ft	fta	of	de	tot	pf	tp	a	to	blk	s	min			
33	CROSS, Matt	f	6	8	3	5	2	2	2	2	2	3	5	2	0	23			
24	YIGITOGLU, Samet	c	6	7	0	0	0	3	4	1	0	2	1	0	0	23			
00	EDWARDS, B.J.	g	4	7	0	2	0	0	3	4	1	10	6	2	0	27			
02	MILLER, Boopie	g	7	11	3	5	1	2	0	2	2	1	18	10	2	1	27		
03	HARRIS, Chuck	g	5	9	2	5	2	2	0	0	1	1	2	14	3	1	2	28	
05	GORENER, Tibet	g	1	2	1	2	0	0	0	0	0	3	0	0	0	0	8		
08	OQUENDO, Kario	g	4	8	3	5	2	2	0	0	3	1	0	13	0	1	2	20	
10	COLBERT, Jerrell	g	3	3	0	0	0	1	1	0	3	1	1	6	0	0	1	6	
20	TRAORE, Yohan	g	1	2	0	0	0	0	1	1	0	2	3	1	1	0	1	9	
21	TRAORE, Yohan	g	3	4	0	0	0	1	2	3	2	7	4	2	0	0	14		
22	AMBROSE-HYLTON, Keon	g	5	7	0	0	0	0	1	1	0	2	0	1	0	0	13		
31	UTTER, Trey	g	0	0	0	0	0	0	0	0	0	0	0	0	0	0	0	1	
35	YOUNG, Jackson	g	0	0	0	0	0	0	0	0	0	0	0	0	0	0	0	0	1
TEAM																			
Totals.....		45	65	14	25	13	17	12	24	36	15	117	28	8	3	10	199		
TOTAL FG%		1st Half: 26-34	76.5%		2nd Half: 19-31	61.3%		Game: 69.2%									DEAD		
3-Pt. FG%		1st Half: 7-11	63.6%		2nd Half: 7-14	50.0%		Game: 56.0%									REBS		
F Throw %		1st Half: 1-2	50.0%		2nd Half: 12-15	80.0%		Game: 76.5%									2		

Miami (FL) 4-14,0-7 ACC

#	Player	f	fg	fga	ft	fta	of	de	tot	pf	tp	a	to	blk	s	min		
02	Brandon Johnson	f	3	8	1	4	0	0	4	3	2	5	2	7	3	0	1	21
01	Lynn Kidd	c	2	5	0	0	3	4	3	2	5	2	7	1	1	1	2	32
00	Matthew Cleveland	g	11	17	0	3	9	10	1	2	3	31	2	1	1	1	35	
03	Jaili Behea	g	2	3	0	0	0	0	0	0	0	4	0	0	0	0	17	
23	Austin Swartz	g	2	5	0	2	0	0	0	0	0	4	2	2	1	1	24	
10	Paul Djobet	g	1	6	1	1	0	0	0	0	2	0	3	1	1	0	17	
A.J. Stalton-McCray	g	2	6	1	3	1	2	1	2	3	1	6	0	0	0	0	23	
Kiree Huie	g	1	2	0	3	4	1	0	1	1	5	0	0	0	0	0	4	
35	Dyvis Basa-Ama	g	0	0	0	0	0	0	0	0	1	1	0	0	0	0		

21 Cal at SMU.....65 SMU Record 16-5, 7-3 ACC

01/29/25 8:00 pm at Dallas, TX
California 11-10,4-6 ACC

##	Player	tot-fg		3-pt		rebounds			pf	tp	a	to	blk	s	min				
		fg	fga	fg	fga	ft	fta	of								de	tot		
31	Rytis Petraitis	f	6	10	2	3	4	4	5	5	10	3	18	2	35				
34	Lee Dor	f	2	2	0	0	3	4	2	5	7	4	7	1	0	0	32		
00	Jeremiah Wilkinson	g	5	17	2	8	4	6	1	0	1	3	16	4	1	1	33		
03	DJ Campbell	g	3	11	0	3	0	3	2	3	5	1	6	2	3	0	0	32	
10	Jovan Blacksher Jr.	g	5	15	1	7	2	2	1	2	3	3	13	3	2	0	1	30	
01	Joshua Ola-Joseph	g	2	5	0	1	0	0	2	2	4	1	4	0	2	0	1	14	
07	Spencer Mahoney	g	0	2	0	2	0	0	0	0	0	0	0	0	0	0	0	6	
22	Christian Tucker	g	0	5	0	1	1	2	1	0	1	2	1	2	1	0	1	18	
TEAM								2		3		5							
Totals.....		23	67	5	25	14	21	16	20	36	18	65	14	11	1	8	200		
TOTAL FG%		1st Half: 11-33 33.3%		2nd Half: 12-34 35.3%		Game: 34.3%		DEAD											
3-Pt. FG%		1st Half: 2-12 16.7%		2nd Half: 3-13 23.1%		Game: 20.0%		REBS											
F Throw %		1st Half: 5-7 71.4%		2nd Half: 9-14 64.3%		Game: 66.7%													

SMU 16-5,7-3 ACC

##	Player	tot-fg		3-pt		rebounds			pf	tp	a	to	blk	s	min				
		fg	fga	fg	fga	ft	fta	of								de	tot		
21	TRAORE, Yohan	f	1	4	0	1	0	0	1	0	1	1	2	1	1	0	13		
33	CROSS, Matt	f	5	10	2	6	3	4	3	11	14	3	15	1	3	2	0	34	
00	EDWARDS, B.J.	g	6	12	0	2	3	4	4	5	9	1	15	5	1	0	1	34	
02	MILLER, Boopie	g	4	10	1	1	4	4	0	6	6	1	13	5	4	0	3	31	
03	HARRIS, Chuck	g	6	11	3	6	5	5	0	4	4	2	20	3	4	1	0	36	
05	GORENER, Tibet	g	0	0	0	0	0	0	0	0	0	0	0	0	0	0	0	3	
08	OQUENDO, Kario	g	3	9	0	3	0	0	1	1	2	3	6	0	0	0	1	20	
20	COLBERT, Jerrell	g	1	1	0	0	0	0	1	1	2	3	2	0	3	1	2	13	
22	AMBROSE-HYLTON, Keon	g	1	3	0	1	1	2	1	3	4	2	3	0	0	0	0	16	
TEAM								3		2		5							
Totals.....		27	60	6	20	16	19	14	33	47	17	76	15	16	5	10	200		
TOTAL FG%		1st Half: 15-31 48.4%		2nd Half: 12-29 41.4%		Game: 45.0%		DEAD											
3-Pt. FG%		1st Half: 6-12 50.0%		2nd Half: 0-8 0.0%		Game: 30.0%		REBS											
F Throw %		1st Half: 3-4 75.0%		2nd Half: 13-15 86.7%		Game: 84.2%													

Officials: Jemel Spearman, Terry Oglesby, Bill Covington, Jr. Technicals: None. Attendance: 5602
California 29 36 65
SMU 39 37 76
Points in the paint-CAL 30, SMU 40. Points off turnovers-CAL 20, SMU 10. 2nd chance points-CAL 14, SMU 17.
Fast break points-CAL 10, SMU 10. Bench points-CAL 5, SMU 11. Score tied-2 times. Lead changed-3 times.
Last FG-CAL 2nd-01:01, SMU 2nd-01:12. Largest lead-CAL by 4 1st-09:50, SMU by 13 2nd-13:44.
CAL led for 04:41. SMU led for 32:53. Game was tied for 02:26.

DALLAS (AP) -- Chuck Harris scored 20 points, Matt Cross had 15 points and 14 rebounds, and SMU defeated California 76-65. B.J. Edwards had 15 points, nine rebounds and five assists for SMU, which won for the fifth time in six games. Boopie Miller had 13 points, six rebounds and five assists. The Golden Bears, who trailed by double digits for much of the second half, got within 61-55 near the five-minute mark before a 3-point play by Harris helped SMU rebuild a 12-point lead at 67-55 with 3 1/2 minutes to go. A 3-pointer by Cal's Jeremiah Wilkinson cut SMU's lead to 69-62 with 2:25 remaining then the Mustangs wrapped up the win with five free throws in six attempts. Rytis Petraitis had 18 points and 10 rebounds for Cal. Wilkinson scored 16 points and Javon Blacksher Jr. added 13 points. After a scoring slump of six points in 5 1/2 minutes in which they fell behind 21-17, the high-scoring Mustangs (83.1 points per game) regrouped and scored 22 points in the final 6-plus minutes of the first half. SMU led 39-29 at halftime.

23 SMU at Virginia Tech.....81 SMU Record 18-5, 9-3 ACC

02/05/25 9:00 pm at Blacksburg, VA
SMU 18-5,9-3 ACC

##	Player	tot-fg		3-pt		rebounds			pf	tp	a	to	blk	s	min				
		fg	fga	fg	fga	ft	fta	of								de	tot		
33	CROSS, Matt	f	7	14	2	6	5	5	3	4	7	4	12	1	0	2	30		
24	YIGITOLGU, Samet	c	6	10	0	0	2	4	3	7	4	12	1	0	1	0	30		
00	EDWARDS, B.J.	g	2	9	0	2	2	5	1	7	8	0	6	8	1	0	2	35	
02	MILLER, Boopie	g	2	6	1	1	5	6	0	0	0	3	10	4	1	0	2	24	
03	HARRIS, Chuck	g	8	13	4	7	0	1	1	2	3	3	20	1	1	0	34		
05	GORENER, Tibet	g	0	0	0	0	0	0	0	0	0	0	0	0	0	0	0	3	
08	OQUENDO, Kario	g	4	8	3	6	0	0	0	1	2	11	0	1	0	0	25		
20	COLBERT, Jerrell	g	0	0	0	0	0	0	0	0	0	2	0	0	0	0	4		
21	TRAORE, Yohan	g	0	0	0	0	0	0	1	1	0	2	1	0	1	0	0	4	
22	AMBROSE-HYLTON, Keon	g	0	1	0	0	0	0	1	0	2	1	0	0	0	0	0	8	
TEAM								2		1		3							
Totals.....		29	61	10	22	13	18	12	19	32	18	81	16	6	2	6	200		
TOTAL FG%		1st Half: 13-34 38.2%		2nd Half: 16-27 59.3%		Game: 47.5%		DEAD											
3-Pt. FG%		1st Half: 4-13 30.8%		2nd Half: 6-9 66.7%		Game: 45.5%		REBS											
F Throw %		1st Half: 5-6 83.3%		2nd Half: 8-12 66.7%		Game: 72.2%													

HOME TEAM: Virginia Tech 10-13,5-7 ACC
SMU 35 46 81
Virginia Tech 35 40 75
Points in the paint-SMU 38,VT 28. Points off turnovers-SMU 12,VT 7. 2nd chance points-SMU 15,VT 15.
Fast break points-SMU 5,VT 0. Bench points-SMU 12,VT 19. Score tied-12 times. Lead changed-9 times.
Last FG-SMU 2nd-01:23, VT 2nd-01:10. Largest lead-SMU by 9 2nd-01:23, VT by 6 1st-17:43.
SMU led for 20:46. VT led for 08:27. Game was tied for 10:47.
BLACKSBURG, Va. (AP) -- Matt Cross scored 21 points, Chuck Harris had 20, and SMU held off Virginia Tech for an 81-75 win. There were 8 ties and 7 lead changes in the first 14-plus minutes of the second half and SMU took the lead for good on a three by Harris with 5:49 remaining. He hit another 3-pointer 3 1/2 minutes later and Cross also hit from deep for a 77-68 lead with 1:23 left. Virginia Tech rallied with a 3-pointer from Jaden Schutt and two free throws each by Tobin Lawal and Ben Hammond while SMU had a missed 3 and a turnover. Trailing 77-75 with 20 seconds left, the Hokies put Boopie Miller on the line and he made both of the 1-and-1. Hammond missed a jumper and Cross closed out the win with two more free throws. Samet Yigitoglu scored 12 points, Kario Oquendo 11, and Miller 10 for SMU. Mylyjael Poteat had 15 points and 10 rebounds, Schutt scored 15 points and Ben Burnham scored 12 for the Hokies. Neither team led by more than 6 in the first half. SMU took a 9-8 lead with 15 minutes left and did not give it up until Brandon Rechsteiner hit a 3-pointer to put the Hokies ahead 35-32 with about 90 seconds remaining in the half. Cross answered with a 3 to make it 35-31 at halftime.

22 Stanford.....61 SMU Record 17-5, 8-3 ACC

02/01/25 5:00 pm at Dallas, TX
Stanford 15-7,4-4 ACC

##	Player	tot-fg		3-pt		rebounds			pf	tp	a	to	blk	s	min				
		fg	fga	fg	fga	ft	fta	of								de	tot		
42	Maxime Raynaud	f	6	17	2	6	0	4	2	6	8	0	1	18	2	0	1	30	
45	Aidan Cammann	f	1	1	0	0	0	0	0	0	0	0	1	2	0	2	0	9	
04	Oziyah Sellers	g	8	16	1	3	2	2	3	3	6	3	19	3	0	1	1	33	
05	Brenny Gealer	g	0	6	0	3	0	0	0	2	2	1	0	4	3	0	0	18	
11	Ryan Agarwal	g	2	5	0	2	0	0	2	1	1	3	1	4	2	0	0	19	
00	Anthony Batson Jr.	g	0	3	0	1	0	0	0	0	0	0	0	0	0	0	0	9	
03	Tallis Toure	g	0	0	0	0	0	0	1	2	3	5	0	0	2	0	0	6	
09	Cole Kastner	g	0	0	0	0	0	0	0	0	0	0	0	0	0	0	1	4	
10	Chameron Okpara	g	0	3	0	0	0	0	1	0	1	1	0	0	0	0	0	5	
20	Cameron Grant	g	2	7	1	6	0	0	4	3	7	0	6	0	0	0	1	26	
24	Jaylan Thompson	g	2	5	0	2	2	2	4	3	7	0	6	0	1	1	1	20	
33	Evan Stinson	g	2	6	2	4	0	0	0	0	0	0	0	0	0	0	1	21	
TEAM								1		2		3							
Totals.....		23	69	6	27	9	10	19	24	43	15	61	14	14	4	8	200		
TOTAL FG%		1st Half: 9-31 29.0%		2nd Half: 14-38 36.8%		Game: 33.3%		DEAD											
3-Pt. FG%		1st Half: 1-8 12.5%		2nd Half: 5-19 26.3%		Game: 22.2%		REBS											
F Throw %		1st Half: 6-6 100%		2nd Half: 3-4 75.0%		Game: 90.0%													

SMU 16-5,8-3 ACC

##	Player	tot-fg		3-pt		rebounds			pf	tp	a	to	blk	s	min				
		fg	fga	fg	fga	ft	fta	of								de	tot		
33	CROSS, Matt	f	6	10	3	5	1	2	2	5	7	3	17	0	1	0	28		
24	YIGITOLGU, Samet	c	6	12	1	2	4	6	2	5	7	3	17	0	1	2	28		
00	EDWARDS, B.J.	g	3	8	0	3	0	0	2	2	2	1	6	4	4	0	2	29	
02	MILLER, Boopie	g	4	7	2	3	0	0	0	1	1	4	10	3	1	2	1	31	
03	HARRIS, Chuck	g	5	11	4	7	0	0	0	1	1	2	14	3	1	0	29		
05	GORENER, Tibet	g	0	1	0	1	0	0	0	0	0	0	0	0	0	0	0	4	
08	OQUENDO, Kario	g	5	5	2	2	4	4	0	3	3	0	16	1	0	0	2	23	
10	GEORGE, AJ	g	0	1	0	1	0	0	0	0	0	0	0	0	1	1	0	14	
20	COLBERT, Jerrell	g	1	2	0	0	1	2	1	2	4	3	3	0	0	0	1	10	
22	AMBROSE-HYLTON, Keon	g	1	1	0	0	0	1	4	2	4	1	3	1	0	0	0	14	
31	UTTER, Trey	g	0	0	0	0	0	0	0	0	0	0	0	0	0	0	0	0	0
35	YOUNG, Jackson	g	0	0	0	0	0	0	0	0	0	0	0	0	0	0	0	0	0
TEAM								3		3		3							
Totals.....		31	58	12	24	11	18	7	27	34	14	85	20	10	5	10	201		
TOTAL FG%		1st Half: 16-31 51.6%		2nd Half: 15-27 55.6%		Game: 53.4%		DEAD											
3-Pt. FG%		1st Half: 6-13 46.2%		2nd Half: 6-11 54.5%		Game: 50.0%		REBS											
F Throw %		1st Half: 7-12 58.3%		2nd Half: 4-6 66.7%		Game: 61.1%													

Officials: Trey Styons, Doug Simons, Ted Valentine Technicals: None. Attendance: 6176
Stanford 25 36 61
SMU 45 40 85
Points in the paint-STAN 20, SMU 34. Points off turnovers-STAN 8, SMU 21. 2nd chance points-STAN 20, SMU 6.
Fast break points-STAN 4, SMU 15. Bench points-STAN 18, SMU 22. Score tied-2 times. Lead changed-1 time.
Last FG-STAN 2nd-01:15, SMU 2nd-01:29. Largest lead-STAN by 2 1st-19:04, SMU by 36 2nd-07:36.
STAN led for 00:20. SMU led for 35:25. Game was tied for 04:15.

DALLAS (AP) -- Samet Yigitoglu scored 17 points, Boopie Miller added 10 points and 10 assists, and SMU won 85

25 Wake Forest77 **SMU Record**
at SMU66 **19-6, 10-4 ACC**

02/15/25 5:00 pm at Dallas, TX
Wake Forest 19-7,11-4 ACC

##	Player	tot-fg		3-pt		rebounds					pf	tp	a	to	blk	s	min	
		fg	fga	fg	fga	ft	fta	of	de	tot								
02	Juke Harris	f	4	11	0	4	1	2	3	2	5	1	9	1	2	0	1	26
25	TreVon Spillers	f	3	6	0	2	2	2	3	2	11	5	8	3	1	0	0	35
04	Efton Reid	c	3	5	1	3	3	5	2	6	8	3	10	2	0	2	0	38
08	Ty-Laur Johnson	g	4	5	0	0	4	5	0	0	0	0	12	2	1	0	1	31
23	Hunter Sallis	g	4	15	1	7	11	14	2	7	9	4	20	6	2	1	2	38
00	Omaha Biliew	g	0	0	0	0	0	0	0	0	0	0	0	0	0	0	0	2
07	Parker Friedrichsen	g	6	9	5	7	1	2	0	4	1	1	18	1	1	0	1	30
TEAM																		
Totals.....		24	54	7	23	22	30	12	26	38	18	77	15	9	3	5	200	
TOTAL FG%		1st Half: 10-26 38.5%		2nd Half: 14-28 50.0%		Game: 44.4%		DEAD										
3-Pt. FG%		1st Half: 4-15 26.7%		2nd Half: 3-8 37.5%		Game: 30.4%		REBS										
F Throw %		1st Half: 8-13 61.5%		2nd Half: 14-17 82.4%		Game: 73.3%				5								

SMU 19-6,10-4 ACC

##	Player	tot-fg		3-pt		rebounds					pf	tp	a	to	blk	s	min	
		fg	fga	fg	fga	ft	fta	of	de	tot								
33	CROSS, Matt	f	4	10	3	0	0	0	2	7	9	3	11	1	1	1	1	29
24	YIGITOGLU, Samet	c	4	2	0	6	4	5	4	2	6	2	12	5	2	0	2	38
00	EDWARDS, B.J.	g	4	14	0	6	4	5	4	2	6	2	15	6	3	0	1	37
03	HARRIS, Chuck	g	5	16	3	10	2	2	0	2	2	2	15	6	3	0	1	37
08	OQUENDO, Kario	g	4	13	2	9	3	6	1	8	9	3	13	1	0	0	1	32
05	GORENER, Tibet	g	1	3	0	1	0	0	0	0	0	2	2	2	0	0	0	11
10	GEORGE, AJ	g	2	2	0	2	2	2	0	0	0	1	6	0	0	0	0	6
20	COLBERT, Jerrell	g	0	0	0	1	2	5	1	6	2	1	1	2	0	1	1	11
22	AMBROSE-HYLTON, Keon	g	1	1	0	0	0	0	0	0	1	0	2	0	0	1	0	3
TEAM																		
Totals.....		22	61	8	35	14	22	17	21	38	19	66	17	10	3	6	200	
TOTAL FG%		1st Half: 13-35 37.1%		2nd Half: 9-26 34.6%		Game: 36.1%		DEAD										
3-Pt. FG%		1st Half: 5-20 25.0%		2nd Half: 3-15 20.0%		Game: 22.9%		REBS										
F Throw %		1st Half: 3-6 50.0%		2nd Half: 11-16 68.8%		Game: 63.6%				4								

Officials: Trey Styons,John Gaffney,Bill Covington Jr. Technicals: None. Attendance: 6858
 Wake Forest 32 45 77
 SMU 34 32 66
 Points in the paint-WF 22,SMU 22. Points off turnovers-WF 13,SMU 15. 2nd chance points-WF 17,SMU 11.
 Fast break points-WF 6,SMU 11. Bench points-WF 18,SMU 11. Score tied-3 times. Lead changed-8 times.
 Last FG-WF 2nd-00:34, SMU 2nd-00:40. Largest lead-WF by 17 2nd-04:19, SMU by 10 1st-14:51.
 WF led for 25:52. SMU led for 12:37. Game was tied for 01:31.

DALLAS (AP) -- Hunter Sallis scored 12 of his 20 points before halftime and Wake Forest ended SMU's five-game win streak with a 77-66 victory. Wake Forest rebounded from a 72-70 loss against Florida State on Wednesday night and has won four of its last five games. Sallis was just 4 of 15 from the field but shot 11 of 14 from the free-throw line and grabbed nine rebounds to go with six assists. Parker Friedrichsen made five 3-pointers and finished with 18 points for Wake Forest. Ty-Laur Johnson scored 12 points and Efton Reid had 10. TreVon Spillers added eight points and a game-high 11 rebounds. The Demon Deacons opened the second half on a 19-8 run for a 51-40 lead with 13:44 remaining. Spillers scored six points, Harris added four points that included a dunk, and Sallis hit a 3 during the stretch. SMU pulled with three points, 51-48, a few minutes later but didn't get closer. Chuck Harris scored 15 points for SMU. Kario Oquendo added 13 points, B.J. Edwards had 12 and Matt Cross 11. The Mustangs shot 36% (22 of 61) from the field and 8 of 35 (23%) from distance. Harris and Cross each made three 3s. Harris scored 11 points to help SMU build a 34-32 halftime advantage.

27 [18/17] Clemson SMU Record
at SMU SMU Record

26 SMU97 **SMU Record**
at Notre Dame73 **20-6, 11-4 ACC**

02/19/25 7:00 pm at Notre Dame, IN
SMU 20-6,11-4 ACC

##	Player	tot-fg		3-pt		rebounds					pf	tp	a	to	blk	s	min	
		fg	fga	fg	fga	ft	fta	of	de	tot								
33	CROSS, Matt	f	5	9	2	4	2	2	2	7	9	2	14	2	1	3	26	
24	YIGITOGLU, Samet	c	6	10	0	1	2	5	2	4	6	6	2	4	0	0	2	23
00	EDWARDS, B.J.	g	3	5	1	1	2	2	0	6	6	1	8	4	2	0	3	30
03	HARRIS, Chuck	g	4	10	1	5	2	7	0	5	6	2	11	7	2	0	1	31
08	OQUENDO, Kario	g	8	10	3	5	6	7	0	1	1	2	25	2	0	0	1	24
05	GORENER, Tibet	g	1	1	1	1	1	2	0	0	0	1	4	0	0	1	14	
10	GEORGE, AJ	g	1	1	0	0	0	0	0	0	0	3	2	0	0	0	15	
20	COLBERT, Jerrell	g	2	3	0	0	0	0	1	1	2	3	8	0	1	0	10	
21	TRAORE, Yohan	g	3	5	0	1	2	2	1	1	2	3	8	0	2	0	12	
22	AMBROSE-HYLTON, Keon	g	1	4	0	2	0	3	2	5	1	2	1	2	0	0	15	
TEAM																		
Totals.....		34	58	8	20	21	27	13	30	43	19	97	17	13	2	10	200	
TOTAL FG%		1st Half: 21-29 72.4%		2nd Half: 13-29 44.8%		Game: 58.6%		DEAD										
3-Pt. FG%		1st Half: 4-8 50.0%		2nd Half: 4-12 33.3%		Game: 40.0%		REBS										
F Throw %		1st Half: 4-7 57.1%		2nd Half: 17-20 85.0%		Game: 77.8%				3								

Notre Dame 11-15,5-10 ACC

##	Player	tot-fg		3-pt		rebounds					pf	tp	a	to	blk	s	min	
		fg	fga	fg	fga	ft	fta	of	de	tot								
07	Tae Davis	f	5	8	1	2	5	2	3	5	2	13	1	3	0	0	23	
14	Kezha Nije	f	0	0	0	0	0	0	0	0	0	0	0	0	0	0	10	
03	Markus Burton	g	1	6	0	3	0	0	0	0	0	3	2	3	4	0	1	23
04	Sir Mohammed	g	3	7	0	2	2	4	1	2	2	4	8	2	0	0	10	
11	Braeden Shrewsbury	g	6	11	5	8	4	4	0	2	2	21	0	1	0	0	28	
01	Julian Roper II	g	1	2	1	2	0	0	0	0	0	3	0	0	0	1	10	
02	Logan Imes	g	2	4	0	2	2	2	0	1	1	2	2	1	0	0	10	
05	Garrett Sundra	g	3	4	2	3	3	1	1	2	2	11	0	1	1	1	14	
12	J.R. Konieczny	g	2	6	1	3	2	3	0	2	2	7	3	1	0	0	23	
25	Nikita Konstantynovs	g	0	1	0	0	0	0	2	2	3	0	0	0	0	0	9	
41	Matt Allocco	g	0	3	0	3	0	0	0	0	0	2	0	2	1	0	19	
TEAM																		
Totals.....		23	55	10	31	17	25	6	14	20	21	73	14	12	1	5	200	
TOTAL FG%		1st Half: 7-22 31.8%		2nd Half: 16-33 48.5%		Game: 41.8%		DEAD										
3-Pt. FG%		1st Half: 3-12 25.0%		2nd Half: 7-19 36.8%		Game: 32.3%		REBS										
F Throw %		1st Half: 8-11 72.7%		2nd Half: 9-14 64.3%		Game: 68.0%				4								

Officials: Eric Lewis,Tommy Morrissey,Bert Smith
 SMU 50 47 97
 Notre Dame 25 48 73
 Points in the paint-SMU 46,ND 20. Points off turnovers-SMU 16,ND 24. 2nd chance points-SMU 17,ND 4.
 Fast break points-SMU 15,ND 11. Bench points-SMU 25,ND 29. Score tied-0 times. Lead changed-0 times.
 Last FG-SMU 2nd-01:36, ND 2nd-01:19. Largest lead-SMU by 34 2nd-11:40, ND None.
 SMU led for 39:27. ND led for 00:00. Game was tied for 00:33.

SOUTH BEND, Ind. (AP) -- Kario Oquendo scored 25 points and SMU throttled Notre Dame 97-73. SMU shot 72% in the first half (21-30 FGs). A 9-0 run and a 10-0 run gave SMU a 25-5 lead halfway through the period and they went on to lead 50-25 at halftime. Oquendo had 15 points, going 6-6 from the field with two threes. Braeden Shrewsbury scored 12 points in the first half for ND, but they shot only 32% and had 8 turnovers. SMU's Yohan Traore had two 3-point plays in a 9-0 run that put SMU up 72-38 with 11:40 to go. The closest ND would get was 90-69 with 3 1/2 minutes left. Matt Cross had 14 points and 9 rebounds for SMU. Samet Yigitoglu scored 14 points and Chuck Harris added 11 points, 7 assists and 6 rebounds. SMU shot 59% for the game and outrebounded ND 43-20. Shrewsbury made 5-8 threes and led ND with 21 points. Tae Davis had 13 points and Garrett Sundra scored 11.

28 SMU SMU Record
at Cal SMU Record

The Last Time...	SMU Opponent	Date	Result	Opp Opponent	Date	Result
Scored 110 pts	117 at Miami	1/18/2025	W, 117-74			
Scored 105 pts	117 at Miami	1/18/2025	W, 117-74	105 at Texas Tech	12/1/2004	L, 105-67
Scored 100 pts	117 at Miami	1/18/2025	W, 117-74	101 at [-/rv] Indiana State	3/20/2024	L, 101-92
Scored 95 pts	97 at Notre Dame	2/19/2025	W, 97-73	98 [25/rv] Louisville	1/21/2025	L, 98-73
Scored 90 pts	97 at Notre Dame	2/19/2025	W, 97-73	98 [25/rv] Louisville	1/21/2025	L, 98-73
Scored 50 pts or less	48 at [6/6] Houston	1/31/2021	L, 70-48	50 Lamar	11/27/2022	W, 75-50
Scored 49 pts or less	48 at [6/6] Houston	1/31/2021	L, 70-48	47 Evansville	11/19/2022	W, 55-47
Scored 44 pts or less	37 at UCF	2/17/2018	L, 52-37	39 USF	12/31/2017	W, 79-39
Scored 43 pts or less	37 at UCF	2/17/2018	L, 52-37	39 USF	12/31/2017	W, 79-39
Scored 40 pts or less	37 at UCF	2/17/2018	L, 52-37	39 USF	12/31/2017	W, 79-39
Scored 38 pts or less	37 at UCF	2/17/2018	L, 52-37	38 Alabama State	12/22/2010	W, 49-38
Scored 35 pts or less	28 UAB	2/15/2012	L, 47-28	32 Wayland Baptist	11/24/2010	W, 65-32
Scored 53 pts or more (1st half)	60 (60-26) at Miami	1/18/2025	W, 117-74	53 Centenary	11/17/2007	L, 93-76
Scored 51 pts or more (1st half)	60 (60-26) at Miami	1/18/2025	W, 117-74	51 (51-34) at Cincinnati	3/5/2023	L, 97-74
Scored 50 pts or more (1st half)	50 (50-25) at Notre Dame	2/19/2025	W, 97-73	50 (50-27) [25/rv] Louisville	1/21/2025	L, 98-73
Scored 62 pts or more (2nd half)	62 (62-31) Hampton	12/17/2015	W, 105-72	63 (63-55) Tulane	1/11/2023	L, 97-88
Scored 60 pts or more (2nd half)	62 (62-31) Hampton	12/17/2015	W, 105-72	61 (61-43) at [-/rv] Indiana State	3/20/2024	L, 101-92
Scored 58 pts or more (2nd half)	59 (59-23) Prairie View A&M	11/18/2024	W, 110-69	61 (61-43) at [-/rv] Indiana State	3/20/2024	L, 101-92
Scored 55 pts or more (2nd half)	57 (57-48) at Miami	1/18/2025	W, 117-74	61 (61-43) at [-/rv] Indiana State	3/20/2024	L, 101-92
Scored 50 pts or more (2nd half)	57 (57-48) at Miami	1/18/2025	W, 117-74	52 (52-43) Georgia Tech	1/11/2025	W, 93-71
Scored 50+ in consecutive first halves	51, 51 Tarleton State 11/4/24 (W, 96-62), Florida A&M 11/7/24 (W, 102-73)					
Scored 50 pts or less (consecutive gms)	at UCF 2/24/19 (L, 95-48), [23/22] Cincinnati 2/27/19 (L, 52-49)			at UCF 1/18/14 (W, 58-46), Hofstra 1/19/14 (W, 73-49)		
Scored 20 pts or less in half	17 (1st half) Evansville	11/19/2022	W, 55-47	19 (1st half) Georgia Tech	1/11/2025	W, 93-71
Scored 18 pts or less in half	17 (1st half) Evansville	11/19/2022	W, 55-47	18 (1st half) at Florida State	12/16/2023	W, 68-57
Scored 17 pts or less in half	17 (1st half) Evansville	11/19/2022	W, 55-47	16 (1st half) Texas A&M-Commerce	12/3/2023	W, 90-47
Scored 16 pts or less in half	14 (1st half) at UCF	3/4/2020	L, 61-58	16 (1st half) Texas A&M-Commerce	12/3/2023	W, 90-47
Scored 15 pts or less in half	14 (1st half) at UCF	3/4/2020	L, 61-58	15 (1st half) UAPB	11/18/2017	W, 72-37
Scored 13 pts or less in half	12 (1st half) UAB	2/15/2012	L, 47-28	8 (1st half) Northwestern State	11/15/2017	W, 81-35
Scored 12 pts or less in half	12 (1st half) UAB	2/15/2012	L, 47-28	8 (1st half) Northwestern State	11/15/2017	W, 81-35
Won by 48+	54 (98-44) New Hampshire	12/5/2015	W, 98-44			
Won by 45+	47 (95-48) Northwestern State	11/15/2021	W, 95-48	47 at UCF	2/24/2019	L, 95-48
Won by 40+	43 (117-74) at Miami	1/18/2025	W, 117-74	47 at UCF	2/24/2019	L, 95-48
Won by 35+	43 (117-74) at Miami	1/18/2025	W, 117-74	47 at UCF	2/24/2019	L, 95-48
Won by 33+	43 (117-74) at Miami	1/18/2025	W, 117-74	34 at [2/2] Houston	1/5/2023	L, 87-53
Won by 30+	43 (117-74) at Miami	1/18/2025	W, 117-74	32 at UCF	1/8/2023	L, 85-53
Won by 27+	43 (117-74) at Miami	1/18/2025	W, 117-74	27 (89-62) [4/4] Duke	1/4/2025	L, 89-62
Won by 25+	43 (117-74) at Miami	1/18/2025	W, 117-74	25 (98-73) [25/rv] Louisville	1/21/2025	L, 98-73
Won by 24+	24 (97-73) at Notre Dame	2/19/2025	W, 97-73	25 (98-73) [25/rv] Louisville	1/21/2025	L, 98-73
Won by 20+	24 (97-73) at Notre Dame	2/19/2025	W, 97-73	25 (98-73) [25/rv] Louisville	1/21/2025	L, 98-73
Led by 35+ at halftime	35 (52-17) McNeese State	12/2/2013	W, 88-59			
Led by 30+ at halftime	34 (60-26) at Miami	1/18/2025	W, 117-74	26 (49-23) at [2/2] Houston	1/5/2023	L, 87-53
Led by 25+ at halftime	25 (50-25) at Notre Dame	2/19/2025	W, 97-73	23 (50-27) [25/rv] Louisville	1/21/2025	L, 98-73
Led by 20+ at halftime	25 (50-25) at Notre Dame	2/19/2025	W, 97-73			
Started with 17-0 run	19-0 (UH scored 11:42) Hartford	11/27/2019	W, 90-58	19-0 (SMU 11:08) at UCF	3/4/2020	L, 61-58
Started with 16-0 run	16-0 (NSU scored 13:14) Northwestern State	11/15/2021	W, 95-48	19-0 (SMU 11:08) at UCF	3/4/2020	L, 61-58
Started with 14-0 run	15-0 (Temple scored 14:08) Temple	1/16/2024	W, 77-64	14-0 (SMU 14:09) vs Boise State	3/18/2021	L, 85-84
Started with 10-0 run	15-0 (Temple scored 14:08) Temple	1/16/2024	W, 77-64	11-0 (SMU 17:40) [6/7] Houston	2/9/2022	W, 85-83
Run of at least 20-0	22-0 Tarleton State	11/4/2024	W, 96-62			
Run of at least 16-0	16-0 (1st half) at Miami	1/18/2025	W, 117-74			
Run of at least 15-0	15-0 (1st half) at NC State	1/25/2025	W, 63-57			
Run of at least 12-0	13-0 (1st half) Stanford	2/1/2025	W, 85-61	12-0 at Virginia	1/15/2025	W, 54-52
Run of at least 11-0	11-0 (2nd half) Stanford	2/1/2025	W, 85-61	12-0 at Virginia	1/15/2025	W, 54-52
Run of at least 10-0	10-0 (1st half) at Notre Dame	2/19/2025	W, 97-73	12-0 at Virginia	1/15/2025	W, 54-52
Tied on FG in last 20 secs (force ot)	25-ft top of key 3FG at 19.0 at Vanderbilt (Isiah Mike)	1/4/2020	W, 92-81 ot	Driving layup at 2.0 at Wichita St (Caleb Porter Jr.)	2/12/2023	L, 91-89 (2OT)
Tied on FG in last 10 secs (force ot)	25-ft left wing 3FG at 0.0 Houston (Shawn Williams)	2/2/2013	L, 84-80 ot	Driving layup at 2.0 at Wichita St (Caleb Porter Jr.)	2/12/2023	L, 91-89 (2OT)
previous	35-ft 3FG at 0.5 Rice (Dez Willingham)	1/21/2006	W, 80-69 ot	Tip 0.6 at Tulsa (Bryant Selebangué)	1/18/2023	W, 79-76 (OT)
previous				Layup 4.0 (1OT) at Georgia (Sahvir Wheeler)	12/20/2019	L, 87-85 (2OT)
Tied on FT in last 10 secs (force ot)	3-3 FT at 0:06.8 Marshall (Dez Willingham)	2/16/2006	L, 75-72 ot			
Won on shot in last 10 seconds	24-ft right wing 3FG 0.4 at Virginia (Boopie Miller)	1/15/2025	W, 54-52	Left wing 3 - 3.2 at [15/15] Memphis (Jahvon Quinerly)	1/7/2024	L, 62-59
previous	10-ft driving floater 2.1 vs Cal Baptist (Boopie Miller)	11/26/2024	W, 79-77	28-ft running 3 - 0.9 at Hawaii (Jovon McClanahan)	12/25/2022	L, 58-57
previous	5-ft driving jumper 0.2 at Dayton (Emmanuel Bandomouel)	12/5/2020	W, 66-64	Putback layup 10.1 vs Boise State (Devonairé Doutrive)	3/18/2021	L, 85-84
previous	10-ft right baseline vs Wright St (Jimmy Whitt Jr.)	11/21/2018	W, 77-76			
previous	3FG right corner at 6.5 California	3/26/2014	W, 67-65			
Won on shot at buzzer	19-ft inside top key at 0.0 at Tulsa (Jeremiah Samarrippas)	1/7/2012	W, 57-55	75-ft 3FG 0.0 at Marshall (Markel Humphrey)	1/21/2009	L, 53-50
Won on FT in last 10 seconds	1-2 FTs at 3.0 Temple (Zhuric Phelps)	2/8/2023	W, 72-71	2-2 FT 0:00.6 SC-Upstate (Mezie Uzochukwu)	12/18/2007	L, 58-56
	2-2 FTs at 0:00.1 Jacksonville (Papa Dia)	3/19/2011	W, 63-62			
Shot 70%	72.3 (34-47) Lamar	11/21/2010	W, 102-70			
Shot 69.5%	69.8 (30-43) Southern Miss	1/22/2011	W, 79-65			
Shot 65%	69.2 (45-65) at Miami	1/18/2025	W, 117-74	66.1 Kansas St.	12/2/1978	
Shot 63%	69.2 (45-65) at Miami	1/18/2025	W, 117-74	66.1 Kansas St.	12/2/1978	
Shot 60%	69.2 (45-65) at Miami	1/18/2025	W, 117-74	60.7 (34-56) at Southern Miss	2/20/2008	L, 81-61
Shot 30% or less	25.9 (14-54) at Cincinnati	1/28/2020	L, 65-43	28.8 (19-66) Evansville	11/19/2022	W, 55-47
Shot 27% or less	25.9 (14-54) at Cincinnati	1/28/2020	L, 65-43	26.6 (17-64) [23/22] Cincinnati	2/27/2019	L, 52-49
Shot 25% or less	24.6 (17-69) at UCF	2/24/2019	L, 95-48	24.5% (12-49) Northwestern State	11/15/2017	W, 81-35
Shot 20% or less	17.4 (8-46) UAB	2/15/2012	L, 47-28	19.6% (10-51) at Rice	2/9/2013	W, 61-39
Had 60 team Rebounds	62 Nicholls	12/16/2015	W, 86-42			
Had 57 team Rebounds	59 Prairie View A&M	11/18/2024	W, 110-69	58 at UCF	2/24/2019	L, 95-48
Had 55 team Rebounds	56 Alabama State	12/3/2024	W, 101-72	58 at UCF	2/24/2019	L, 95-48
Had 50 team Rebounds	56 Alabama State	12/3/2024	W, 101-72	52 Cincinnati	1/14/2023	L, 54-52
Had 20 or less Rebounds	20 at [7/4] Wichita State	1/17/2018	W, 83-78	18 at Miami	1/18/2025	W, 117-74
Had 18 or less Rebounds	18 at Southern Miss	2/29/2012	L, 67-60	17 East Carolina	2/21/2016	W, 74-63
Had 17 or less Rebounds	17 Marshall	2/13/2008	L, 75-74	17 East Carolina	2/21/2016	W, 74-63
Had 16 or less Rebounds				16 [RV/RV] Wyoming	12/5/2014	W, 66-53
Had +38 Rebound Margin	+39 (82-43) Texas Lutheran	1/28/1977	W, 117-77			
Had +31 Rebound Margin	+37 (62-25) Nicholls	12/16/2015	W, 86-42			
Had +30 Rebound Margin	+30 (55-25) Northwestern State	11/15/2021	W, 95-48			
Had +25 Rebound Margin	+26 (51-25) vs Washington State	11/27/2024	W, 77-60	+28 (54-26) at [2/2] Houston	1/5/2023	L, 87-53

Had +20 Rebound Margin	+23 (43-20) at Notre Dame	2/19/2025	W, 97-73	+28 (54-26) at [2/2] Houston	1/5/2023	L, 87-53
Had +20 Rebound Margin 4 straight gms	+25 (48-23), +25 (45-20), +37 (62-25), +26 (49-23)					
	New Hampshire 12/5/15 (W98-44), Michigan 12/8 (W82-58), Nicholls 12/16 (W86-42), Hampton 12/17 (W105-72)					
Had 24+ Offensive Rebounds	27 (45 total) at [r/v/rv] South Florida	2/25/2024	L, 79-68			
Had 23+ Offensive Rebounds	23 (59 total) Prairie View A&M	11/18/2024	W, 110-69	23 (37 total) Houston	1/19/2016	W, 77-73
Had 22+ Offensive Rebounds	22 (51 total) vs Washington State	11/27/2024	W, 77-60	22 (45 total) Sam Houston	11/24/2021	W, 75-66
Had 21+ Offensive Rebounds	21 (41 total) [4/4] Duke	1/4/2025	W, 89-62	21 (54 total) at [2/2] Houston	1/5/2023	L, 87-53
Had 20+ Offensive Rebounds	21 (41 total) [4/4] Duke	1/4/2025	W, 89-62	20 (35 total) at Boston College	12/21/2024	W, 103-77
Had 26 assists	28 at Miami	1/18/2025	W, 117-74	27 [25/rv] Louisville	1/21/2025	L, 98-73
Had 25 assists	28 at Miami	1/18/2025	W, 117-74	27 [25/rv] Louisville	1/21/2025	L, 98-73
Had 20 assists	20 Stanford	2/1/2025	W, 85-61	27 [25/rv] Louisville	1/21/2025	L, 98-73
Had 7 or less assists	7 at North Carolina	1/7/2025	L, 82-67	7 at UAB	3/10/2024	L, 74-70
Had 6 or less assists	5 at [r/v/rv] Florida Atlantic	2/22/2024	L, 80-70	6 at East Carolina	1/13/2024	W, 75-64
Had 5 or less assists	5 at [r/v/rv] Florida Atlantic	2/22/2024	L, 80-70	4 at Florida State	12/16/2023	W, 68-57
Had 4 or less assists	3 UAB	2/15/2012	L, 47-28	4 at Florida State	12/16/2023	W, 68-57
Had 13 blocks	13 (Ties SMU Record) Midwestern State	12/29/2014	W, 70-61			
Had 12 blocks	12 Houston Christian	12/19/2023	W, 89-53	12 Cincinnati	1/14/2023	L, 54-52
Had 11 blocks	12 Houston Christian	12/19/2023	W, 89-53	12 Cincinnati	1/14/2023	L, 54-52
Had 10 blocks	12 Houston Christian	12/19/2023	W, 89-53	10 Tulane	2/1/2024	W, 80-76
Had 9 blocks	9 Temple	1/16/2024	W, 77-64	10 Tulane	2/1/2024	W, 80-76
Had 8 blocks	8 Prairie View A&M	11/18/2024	W, 110-69	8 vs Temple	3/14/2024	L, 75-60
Had 0 blocks	0 at USF	2/25/2023	L, 71-67	0 at Tulane	1/15/2022	W, 75-66
Had 0 combined blocks	0 (0-0) at Michigan	12/20/2014	W, 62-51	0 (0-0) at Michigan	12/20/2014	W, 62-51
Had 19 steals	19 Ark.-Pine Bluff	12/20/2004	W 87-50			
Had 17 steals	17 Western Illinois	11/8/2023	W, 90-53	17 [11/9] Louisville	3/5/2014	L, 84-71
Had 15 steals	15 Georgia Tech	1/11/2025	W, 93-71	16 at Tulane	2/1/2023	L, 74-52
Had 12 steals	15 Georgia Tech	1/11/2025	W, 93-71	14 vs Temple	3/14/2024	L, 75-60
Had 3 or less steals	1 at NC State	1/25/2025	W, 63-57	3 at Virginia Tech	2/5/2025	W, 81-75
Had 2 or less steals	1 at NC State	1/25/2025	W, 63-57	2 Tulane	2/1/2024	W, 80-76
Had 1 or less steals	1 at NC State	1/25/2025	W, 63-57	1 vs [r/v/rv] Utah State	12/23/2022	W, 77-74
Had 0 steals	0 [21/17] Houston	1/16/2019	L, 69-58	0 at Houston	2/12/2015	W, 75-69
Had +11 Steal Differential	+13 (15-2) Georgia Tech	1/11/2025	W, 93-71	+11 (17-6) [11/9] Louisville	3/5/2014	L, 84-71
Had +10 Steal Differential	+13 (15-2) Georgia Tech	1/11/2025	W, 93-71	+10 (12-2) [r/v/rv] Cincinnati	1/7/2016	W, 59-57
Had +9 Steal Differential	+13 (15-2) Georgia Tech	1/11/2025	W, 93-71	+9 (11-2) at Texas A&M	11/30/2022	L, 83-64
Had 8 or less turnovers	6 at Virginia Tech	2/5/2025	W, 81-75	6 at NC State	1/25/2025	W, 63-57
Had 7 or less turnovers	6 at Virginia Tech	2/5/2025	W, 81-75	6 at NC State	1/25/2025	W, 63-57
Had 6 or less turnovers	6 at Virginia Tech	2/5/2025	W, 81-75	6 at NC State	1/25/2025	W, 63-57
Had 5 or less turnovers	4 at Rice	2/7/2024	W, 95-69	5 at Temple	2/16/2022	L, 64-57
Had 4 or less turnovers	4 at Rice	2/7/2024	W, 95-69	4 [21/17] Houston	1/16/2019	L, 69-58
Had 3 or less turnovers	3 vs Tulsa	3/11/2022	W, 83-58	2 at Houston	2/13/2010	L, 66-60
Had 26 or more turnovers	26 vs. #24 UAB	3/9/2006	L, 69-55			
Had 24 or more turnovers	25 Texas State	12/29/2007	W, 77-70	25 at Wichita State	2/12/2023	L, 91-89 (2OT)
Had 23 or more turnovers	23 [11/9] Louisville	3/5/2014	L, 84-71	23 Tarleton State	11/4/2024	W, 96-62
Had +15 Turnover Differential	+16 (8-24) Wayland Baptist	11/24/2010	W, 65-32	+15 (11-26) vs. #24 UAB	3/9/2006	L, 69-55
Had +14 Turnover Differential	+14 (7-21) Western Illinois	11/8/2023	W, 90-53	+15 (11-26) vs. #24 UAB	3/9/2006	L, 69-55
Had +12 Turnover Differential	+12 (10-22) Georgia Tech	1/11/2025	W, 93-71	+12 (6-18) at USF	3/7/2020	L, 61-60
Had +10 Turnover Differential	+12 (10-22) Georgia Tech	1/11/2025	W, 93-71	+12 (6-18) at USF	3/7/2020	L, 61-60
Had 43 3pt attempts				43 (18-43) at Houston	2/16/2008	L, 69-47
Had 40 3pt attempts				42 (19-42) [25/rv] Louisville	1/21/2025	L, 98-73
Had 37 3pt attempts	37 (10-37) UCF	2/10/2019	L, 71-65	42 (19-42) [25/rv] Louisville	1/21/2025	L, 98-73
Had 36 3pt attempts	36 (6-36) at Tulane	2/19/2020	L, 80-72	42 (19-42) [25/rv] Louisville	1/21/2025	L, 98-73
Had 35 3pt attempts	35 (8-35) Wake Forest	2/15/2025	L, 77-66	35 (9-35) Pitt	2/11/2025	W, 83-63
Had 30 3pt attempts	35 (8-35) Wake Forest	2/15/2025	L, 77-66	31 (10-31) at Notre Dame	2/19/2025	W, 97-73
Had 8 or less 3pt attempts	5 (0-5) vs. [r/v/rv] Colorado	12/22/2015	W, 70-66	7 (5-7) Ark.-Little Rock	11/12/2010	L, 57-47
Had 7 or less 3pt attempts	5 (0-5) vs. [r/v/rv] Colorado	12/22/2015	W, 70-66	7 (5-7) Ark.-Little Rock	11/12/2010	L, 57-47
Had 5 or less 3pt attempts	5 (0-5) vs. [r/v/rv] Colorado	12/22/2015	W, 70-66	5 Southern Miss	2/4/2006	W, 58-53
Had 4 or less 3pt attempts	2 (0-2) at Tulsa	3/6/2013	W, 71-65			
Made 18 3-pointers				19 (19-42) [25/rv] Louisville	1/21/2025	L, 98-73
Made 16 3-pointers	16 (16-37) UC Riverside	11/20/2010	L, 73-69 ot	19 (19-42) [25/rv] Louisville	1/21/2025	L, 98-73
Made 15 3-pointers	15 (15-23) at Murray State	12/22/2023	W, 92-65	19 (19-42) [25/rv] Louisville	1/21/2025	L, 98-73
Made 14 3-pointers	14 (14-25) at Miami	1/18/2025	W, 117-74	19 (19-42) [25/rv] Louisville	1/21/2025	L, 98-73
Made 13 3-pointers	14 (14-25) at Miami	1/18/2025	W, 117-74	19 (19-42) [25/rv] Louisville	1/21/2025	L, 98-73
Made 12 3-pointers	12 (12-24) Stanford	2/1/2025	W, 85-61	19 (19-42) [25/rv] Louisville	1/21/2025	L, 98-73
Made 11 3-pointers	12 (12-24) Stanford	2/1/2025	W, 85-61	19 (19-42) [25/rv] Louisville	1/21/2025	L, 98-73
Made 10 3-pointers	10 (10-20) Pitt	2/11/2025	W, 83-63	10 (10-31) at Notre Dame	2/19/2025	W, 97-73
Made 0 3-pointers	0 (0-5) vs. [r/v/rv] Colorado	12/22/2015	W, 70-66	0 Southern Miss	1/10/2007	L, 57-56
Made 0 3-pointers (back-to-back)	Wyoming (0-5) & Tulsa (0-13)	1/2 & 1/6/2013	L, 59-56 & L, 48-47			
Shot 50% 3-pointers (min. 15 FGM)	65.2 (15-23) at Murray State	12/22/2023	W, 92-65	50.0 (15-30) at Memphis	2/20/2010	L, 76-63
Shot 70% 3-pointers (min. 10 FGM)	71.4 (10-14) McNeese State	12/2/2013	W, 88-59	71.4 (10-14) vs. [R/V/RV] Virginia	11/29/2013	L, 76-73
Shot 60% 3-pointers (min. 10 FGM)	68.8 (11-16) at Boston College	12/21/2024	W, 103-77	71.4 (10-14) vs. [R/V/RV] Virginia	11/29/2013	L, 76-73
Shot 55% 3-pointers (min. 10 FGM)	56.0 (14-25) at Miami	1/18/2025	W, 117-74	59.1 (13-22) vs Iona	12/22/2022	W, 85-81
Shot 52% 3-pointers (min. 10 FGM)	56.0 (14-25) at Miami	1/18/2025	W, 117-74	52.2 (12-23) North Texas	2/11/2024	W, 71-68
Shot 50% 3-pointers (min. 10 FGM)	50.0 (10-20) Pitt	2/11/2025	W, 83-63	50.0 (11-22) at North Carolina	1/7/2025	L, 82-67
Shot 72% 3-pointers (min. 5 FGM)	72.7 (8-11) Rider	11/21/2012	W, 83-70	71.4 (10-14) vs. [R/V/RV] Virginia	11/29/2013	L, 76-73
Shot 70% 3-pointers (min. 5 FGM)	71.4 (10-14) McNeese State	12/2/2013	W, 88-59	71.4 (10-14) vs. [R/V/RV] Virginia	11/29/2013	L, 76-73
Shot 60% 3-pointers (min. 5 FGM)	68.8 (11-16) at Boston College	12/21/2024	W, 103-77	71.4 (10-14) vs. [R/V/RV] Virginia	11/29/2013	L, 76-73
Shot 55% 3-pointers (min. 5 FGM)	56.0 (14-25) at Miami	1/18/2025	W, 117-74	59.1 (13-22) vs Iona	12/22/2022	W, 85-81
Shot 52% 3-pointers (min. 5 FGM)	56.0 (14-25) at Miami	1/18/2025	W, 117-74	52.9 (9-17) vs Cal Baptist	11/26/2024	W, 79-77
Shot 50% 3-pointers (min. 5 FGM)	50.0 (10-20) Pitt	2/11/2025	W, 83-63	50.0 (11-22) at North Carolina	1/7/2025	L, 82-67
Had 54 FT attempts	54 (36-54) TCU	1/27/1996	W ot, 87-83			
Had 50 FT attempts	50 (34-50) at Texas State	1/2/2010	L, 91-86			
Had 45 FT attempts	50 (34-50) at Texas State	1/2/2010	L, 91-86			
Had 40 FT attempts	40 (33-40) Cincinnati	3/3/2022	W, 76-71	43 (32-43) at Arizona State	12/6/2023	L, 76-74
Had 35 FT attempts	40 (33-40) Cincinnati	3/3/2022	W, 76-71	35 (30-35) at [r/v] Indiana State	3/20/2024	L, 101-92
Had 32 FT attempts	34 (25-34) Alabama State	12/3/2024	W, 101-72	33 (24-33) at Boston College	12/21/2024	W, 103-77
Had 30 FT attempts	31 (26-31) Longwood	12/29/2024	W, 98-82	30 (22-30) Wake Forest	2/15/2025	L, 77-66
Had 16 FT attempts (OT)	16 (12-16) Rice	1/21/2006	W, 80-69 ot			
Had 10 FT attempts (OT)	10 (9-10) Rice	2/23/2011	W, 76-66 ot			
Had 8 or less FT attempts	7 (3-7) at Virginia	1/15/2025	W, 54-52	5 (4-5) North Texas	2/11/2024	W, 71-68

Had 7 or less FT attempts	7 (3-7) at Virginia	1/15/2025	W, 54-52	5 (4-5) North Texas	2/11/2024	W, 71-68
Had 6 or less FT attempts	6 (4-6) vs West Virginia	11/20/2023	W, 70-58	5 (4-5) North Texas	2/11/2024	W, 71-68
Had 4 or less FT attempts	4 (3-4) at Rice	2/7/2024	W, 95-69	4 (4-4) East Carolina	1/28/2018	W, 86-61
Had 3 or less FT attempts	3 (2-3) [23/22] Cincinnati	2/27/2019	L, 52-49	2 (2-2) Tulsa	1/6/2013	L, 48-47
Had 2 or less FT attempts	2 (2-2) vs [8/8] Cincinnati	3/9/2018	L, 61-51	2 (2-2) Tulsa	1/6/2013	L, 48-47
Had 1 or less FT attempts				1 (1-1) at Houston	2/16/2011	W, 65-51
Had +30 FTA Differential	+36 (45-9) Prairie View A&M	12/20/2007	W, 57-49			
Had +25 FTA Differential	+27 (37-10) vs. Missouri State	11/25/2012	W, 62-61	+26 (32-6) at Rice	3/4/2006	L, 68-66
Had +24 FTA Differential	+24 (34-10) Temple	1/4/2017	W, 79-65	+24 (43-19) at Arizona State	12/6/2023	L, 76-74
Had +22 FTA Differential	+23 (40-17) Cincinnati	3/3/2022	W, 76-71	+24 (43-19) at Arizona State	12/6/2023	L, 76-74
Had +20 FTA Differential	+23 (40-17) Cincinnati	3/3/2022	W, 76-71	+24 (43-19) at Arizona State	12/6/2023	L, 76-74
Had 30 FTA (in a half)	30 (23-30) - 2nd half Cincinnati	3/3/2022	W, 76-71			
Had 26 FTA (in a half)	28 (19-28) - 2nd half [rv/rv] Mississippi State	11/20/2024	L, 84-79	28 (18-28) - 2nd half vs Cincinnati	3/12/2021	L, 74-71
Had 25 FTA (in a half)	28 (19-28) - 2nd half [rv/rv] Mississippi State	11/20/2024	L, 84-79	25 (17-25) - 2nd half at Arizona State	12/6/2023	L, 76-74
Had 22 FTA (in a half)	28 (19-28) - 2nd half [rv/rv] Mississippi State	11/20/2024	L, 84-79	22 (19-22) - 2nd half at [rv/rv] South Florida	2/25/2024	L, 79-68
Had 20 FTA (in a half)	21 (15-21) - 2nd half Alabama State	12/3/2024	W, 101-72	20 (18-20) - 2nd half at [-rv] Indiana State	3/20/2024	L, 101-92
Made 35 FTs	35 (35-41) Centenary	11/22/2005	W, 85-67	36 (36-40) at [5] Memphis	2/18/2009	L, 90-47
Made 34 FTs	34 (34-50) at Texas State	1/2/2010	L, 91-86	36 (36-40) at [5] Memphis	2/18/2009	L, 90-47
Made 32 FTs	33 (33-40) Cincinnati	3/3/2022	W, 76-71	32 (32-43) at Arizona State	12/6/2023	L, 76-74
Made 30 FTs	33 (33-40) Cincinnati	3/3/2022	W, 76-71	30 (30-35) at [-rv] Indiana State	3/20/2024	L, 101-92
Made 25 FTs	26 (26-31) Longwood	12/29/2024	W, 98-82	30 (30-35) at [-rv] Indiana State	3/20/2024	L, 101-92
Made 5 or less FT	3 (3-7) at Virginia	1/15/2025	W, 54-52	4 (4-5) North Texas	2/11/2024	W, 71-68
Made 4 or less FT	3 (3-7) at Virginia	1/15/2025	W, 54-52	4 (4-5) North Texas	2/11/2024	W, 71-68
Made 3 or less FT	3 (3-7) at Virginia	1/15/2025	W, 54-52	3 (3-7) Cincinnati	1/14/2023	L, 54-52
Made 2 or less FT	2 (2-3) [23/22] Cincinnati	2/27/2019	L, 52-49	1 (1-5) Memphis	2/20/2022	W, 73-57
Made 1 or less FT				1 (1-5) Memphis	2/20/2022	W, 73-57
Had +22 FTM Differential	+22 (30-8) Prairie View A&M	12/20/2007	L, 57-49	+23 (33-4) at UAB	2/14/2009	L, 78-75
Had +20 FTM Differential	+21 (22-1) Louisiana Tech	12/31/2011	W, 73-65	+22 (32-10) at Arizona State	2/14/2023	L, 76-74
Had +17 FTM Differential	+19 (33-14) Cincinnati	3/3/2022	W, 76-71	+19 (27-8) at UAB	3/10/2024	L, 74-70
Had +15 FTM Differential	+16 (26-10) Longwood	12/29/2024	W, 98-82	+19 (27-8) at UAB	3/10/2024	L, 74-70
Made 20 FTs (in a half)	23 (23-30) - 2nd half Cincinnati	3/3/2022	W, 76-71			
Shot 90% Fts (Min 30 FTM)				90.0 (36-40) at [5] Memphis	2/18/2009	L, 90-47
Shot 90% Fts (Min 20 FTM)	95.2 (20-21) vs. Alcorn State	12/22/2012	W, 67-52	90.0 (27-30) at [rv/rv] South Florida	2/25/2024	L, 79-68
Shot 96% Fts (Min 15 FTM)	100 (16-16) at UCF	3/4/2020	L, 61-58			
Shot 94% Fts (Min 15 FTM)	95.0 (19-20) at ECU	2/8/2021	W, 71-56	94.4 (17-18) East Carolina	2/23/2013	L, 72-69
Shot 92% Fts (Min 15 FTM)	93.8 (15-16) Washington State	3/20/2022	L, 75-63	93.8 (15-16) Lamar	1/19/2023	W, 78-67
Shot 90% Fts (Min 15 FTM)	93.8 (15-16) Washington State	3/20/2022	L, 75-63	90.0 (27-30) at [rv/rv] South Florida	2/25/2024	L, 79-68
Shot 100% FT (Min 10 FTM)	100 (16-16) at UCF	3/4/2020	L, 61-58	100 (11-11) vs LMU	11/22/2021	L, 76-70
Shot 94% Fts (Min 10 FTM)	95.0 (19-20) at ECU	2/8/2021	W, 71-56	100 (11-11) vs LMU	11/22/2021	L, 76-70
Shot 83% Fts (Min 10 FTM)	93.8 (15-16) Washington State	3/20/2022	L, 75-63	93.8 (15-16) Lamar	1/19/2023	W, 78-67
Shot 82% Fts (Min 10 FTM)	92.3 (12-13) at East Carolina	1/13/2024	W, 75-64	92.3 (12-13) vs Wisconsin	11/22/2023	L, 69-61
Shot 80% Fts (Min 10 FTM)	91.7 (11-12) at NC State	1/25/2025	W, 63-57	90.0 (27-30) at [rv/rv] South Florida	2/25/2024	L, 79-68
No players score 10+	0 at UCF	2/24/2019	L, 95-48	0 A&M-Corpus Christi	11/30/2020	W, 91-54
Eight players score 8+	8 Savannah State	12/19/2005	W, 89-46			
(Bryan Hopkins 19, Donatas Rackauskas 12, Brian Epps 11, Brian Morris 11, Dez Willingham 11, Derrick Roberts 9, Ike Ofoegbu 8, Devon Pearson 8)						
Seven double digit scorers	7 (18,17,16,14,13,10,10) at Miami	1/18/2025	W, 117-74			
(Boopie Miller 18, Matt Cross 17, Samel Yigitolu 15, Chuck Harris 14, Karlo Oquendo 13, Keon Ambrose-Hytton 10, B.J. Edwards 10)						
Six double digit scorers	7 (18,17,16,14,13,10,10) at Miami	1/18/2025	W, 117-74	6 (19,14,14,12,12,10) at Butler	11/15/2024	L, 81-68
(Boopie Miller 18, Matt Cross 17, Samel Yigitolu 15, Chuck Harris 14, Karlo Oquendo 13, Keon Ambrose-Hytton 10, B.J. Edwards 10)						
Five double digit scorers	5 (21,20,12,11,10) at Virginia Tech	2/5/2025	W, 81-75	5 [rv/rv] Mississippi State	11/22/2024	L, 84-79
Five 10+ scorers (2 straight gms)	5,5 Stanford	2/1/2025	W, 85-61	5, 5 at [2/2] Houston	1/5/2023	L, 87-53
	at Virginia Tech	2/5/2025	W, 81-75	at UCF	1/8/2023	L, 85-53
Five 10+ scorers (3 straight gms)	3 (5,5,5) at [20/20] TCU	12/5/2017	L, 84-83			
	New Orleans	12/13/2017	W, 79-66			
	[-rv] Boise State	12/18/2017	W, 86-63			
Four players score 15+	4 at Wichita State	2/12/2023	L, 91-89 (2OT)	4 (18,18,16,15) New Mexico	11/15/2022	L, 84-63
	(Zhuric Phelps 26, Efe Odigie 21, Samuel Williamson 19, Zach Nutall 15)					
Three players score 18+	3 Longwood	12/29/2024	W, 98-82	3 (27,19,18) at East Carolina	2/4/2023	L, 77-72
	(Boopie Miller 24, Yohan Traore 20, Matt Cross 19)			3 x 19+ (19,19,19) UCF	1/8/2020	W, 81-74
Three players score 15+	3 (17, 16, 16) Stanford	2/1/2025	W, 85-61	3 (30, 16, 16) [25/rv] Louisville	12/1/2025	L, 98-73
3 players 15+ pts, 5 straight games	3, 3, 3, 4, 4 Tulane 2/15/17, at Houston 2/18, at UConn 2/25, Tulsa 3/2, Memphis 3/4					
3 players 15+ pts, 3 straight games	3, 3, 3 at Indiana State 3/20/24, Tarleton State 11/4/24, FAMU 11/7/24					
3 players 15+ pts, consecutive games	3, 3 Cal 1/29/25, Stanford 2/1/25					
Two 20 pts scorers	2 (Cross 21, Harris 20) at Virginia Tech	2/5/2025	W, 81-75	2 (22,20) at Boston College	12/21/2024	W, 103-77
Two 20 pts scorers in consecutive gms	2,2 at Vanderbilt 1/4/20 (W, 92-81 ot), UCF 1/8 (W, 81-74)					
Three 20 pt scorers	3 at TCU	1/27/2001		3 at Wichita State	2/12/2023	L, 91-89 (2OT)
	(Damon Hancock 28, Quinton Ross 22, Jeryl Sasser 20)			(Kenny Pohto 28, Craig Porter Jr. 22, Jaykwon Walton 20)		
Two 25 pts scorers	2 at Tulsa	1/1/2005	W, 95-83 ot	2 (35,25) at [-rv] Indiana State	3/20/2024	L, 101-92
	(Bryan Hopkins 32, Eric Castro 28)			(Jayson Kent 35, Ryan Conwell 25)		
Two 27 pts scorers	2 at Tulsa	1/1/2005	W, 95-83 ot	2 UTEP	3/1/2008	W, 99-96 2ot
	(Bryan Hopkins 32, Eric Castro 28)			(Marvin Kilgore 28, Stefan Jackson 27)		
Two 30 pt scorers	2 Arkansas	1/30/1973		2 Texas Tech	1/21/1995	
	(Ira Terrell 33, Sammy Hervey 31)			(Jason Sasser 30, Mark Davis 30)		
Three players with 10+ Rebounds	3 Nicholls	12/16/2015	W, 86-42	3 Cincinnati	1/14/2023	L, 54-52
	(Jordan Tolbert 23, Ben Moore 15, Sterling Brown 11)					
Two players with 10+ Rebounds	2 (Yigitoglu 11, Cross 10) vs Washington State	11/27/2024	W, 77-60	2 at UAB	3/10/2024	L, 74-70
Four players with 8+ Rebounds	4 at Temple	2/9/2017	W, 66-50	4 Cincinnati	1/14/2023	L, 54-52
	(Ben Moore 12, Semi Ojeleye 10, Sterling Brown 9, Jarrey Foster 8)					
Five players with 5+ Rebounds	5 (9,6,6,6,5) at Notre Dame	2/19/2025	W, 97-73	5 (8,7,6,5,5) at [rv/rv] Florida Atlantic	2/22/2024	L, 80-70
Six players with 5+ Rebounds	6 Northwestern State	12/3/2019	W, 77-51	6 Louisiana	11/22/2022	L, 76-72 ot
	(Everett Ray 7, Tyson Jolly 7, Feron Hunt 6, Isiah Mike 6, Kendrick Davis 6, Emmanuel Bandoumel 5)					
5 w/ 5+ Rebs, consecutive games	5, 5 at Arizona State 12/6/23 L 76-74, at Florida State 12/16/23 W 68-57					
5 w/ 5+ Rebs, three straight games	5, 5, 5 Brown 11/29/15 W 77-69, at TCU 12/2 W 75-70, New Hampshire 12/5 W 98-44					
No players with 5+ rebounds	0 (2 with 4) vs Wisconsin	11/22/2023	L, 69-61	0 (2 with 4 rebs) Virginia	12/7/2024	W, 63-51
Eight players with 4+ rebounds	8 (4,4,4,4,6,7,7) UC Santa Barbara	11/22/2016	W, 84-57			
Had 3 players with a double-double	3 Nicholls	12/16/2015	W, 86-42			
	(Jordan Tolbert 18pts, 23rebs; Ben Moore 22pts,15rebs; Sterling Brown 10pts,11rebs)					
Had 2 players with a double-double	2 Tulane	1/11/2023	L, 97-88	2 Georgia Tech	1/11/2025	W, 93-71
	(Stefan Todorovic 27p/10r, Samuel Williamson 10p/11r)			Duncan Powell (13pts, 11 rebs; Nathan George 11pts, 10 asts)		

Had 2 double-doubles consecutive games
Two 20 pt scorers in consecutive games

Two players with 8+ assists
Two players with 7+ assists
Two players with 6+ assists

Three players with 5+ assists

Two players with 5+ assists
Five players with 2+ assists
Six players with 2+ assists
Seven players with 2+ assists
Eight players with 2+ assists

5 w/ 2+ Asts, consecutive games
5 w/ 2+ Asts, 3 straight games
5 w/ 2+ Asts, 4 straight games
6 w/ 2+ asts, consecutive
Five players with 4+ assists

Two players with 5+ 3FGs

Three players with 3+ 3FGs
Four players with 2+ 3FGs
Five players with 2+ 3FGs
Eight players with a steal
Seven players with a steal
Five players with 2+ steals
Three players with 3+ steals
Three players with 4+ steals
Six different players with a blocked shot
Four players with 2+ blocks
Three players with 2+ blocks
Started 3 Freshmen

Started 4 Freshmen

Won an overtime game
Lost an overtime game
Won a double overtime game
Lost a double overtime game
Won a triple overtime game
Lost a triple overtime game

Played consecutive overtime games
Won consecutive overtime games
Sold out at home

Won 18+ straight games
Won 10+ straight games
Won 8+ straight games
Won 5+ straight games
Won 10+ straight regular season games
Won 15+ straight RS non-league games
Won 10+ straight RS non-league games
Won 15+ straight non-league at home
Won 10+ straight non-league at home
Won 8+ straight league games
Won 5+ straight league games
Won 7+ straight road games
Won 6+ straight road games
Won 3+ straight road games
Won 7+ straight league road games
Won 6+ straight league road games
Won 3+ straight league road games
Won 20+ straight home games
Won 10+ straight home games
Won 9+ straight home games
Won 12+ straight league home games
Won 10+ straight league home games
Won 5+ straight league home games
Won 5+ straight league tournament games

Received Votes both polls

Received Votes AP

Received Votes Coaches Poll

Ranked in Top 25

Ranked in Top 20

Ranked in Top 15

Ranked in Top 12

Ranked in Top 10

Defeated a team receiving votes

Defeated a ranked opponent

Defeated an AP Top-20 opponent

Defeated an AP Top-10 opponent

Defeated an AP Top-5 opponent

Defeated a ranked opponent on road

Defeated an AP Top-20 opponent on road

Defeated an AP Top-10 opponent on road

Defeated an AP Top-20 at neutral site

	2,2 Hartford 11/27/19, Abilene Christian 11/29/19		
	at Rice (Derek Williams 22, Papa Dia 21)	1/20/2010	W, 73-65
	Houston Baptist (Derek Williams 27, Robert Nyakundi 20)	1/23/2010	W, 82-68
	2 (Nuttall 8, Williamson 8) Tulane	1/11/2023	L, 97-88
	2 (Edwards 7, Harris 7) Texas A&M-Commerce	12/3/2023	W, 90-47
	2 (Miller 10, Edwards 6) at Miami	1/18/2025	W, 117-74
	3 at Wichita State	2/12/2023	L, 91-89 (2OT)
	(Zach Nuttall 5, Zhuric Phelps 5, Samuel Williamson 5)		
	2 (Harris 6, Edwards 5) Wake Forest	2/15/2025	L, 77-66
	5 (6,4,3,3,2) Pitt	2/11/2025	W, 83-63
	6 (10,6,4,3,2,2) at Miami	1/18/2025	W, 117-74
	7 Prairie View A&M	11/18/2024	W, 110-69
	8 Eastern Michigan	11/13/2016	W, 91-64
	(Shake Milton 5, Ben Emelogu 4, Harry Froling 3, Dashawn McDowell 3, Ben Moore 3, Tom Wilson 3, Sterling Brown 2, Jarrey Foster 2)		
	6, 5 ECU 3/6/24, at UAB 3/10/24, vs Temple 3/14/24		
	6, 5 ECU 3/6/24, at UAB 3/10/24, vs Temple 3/14/24		
	5, 5, 5, 5 at Tulane (W 80-64 1/15/17) - at UCF (W 65-60 1/25/17)		
	7, 6 New Hampshire 12/5/15 (W, 98-44), Michigan 12/8/15 (W, 82-58)		
	5 Houston	1/21/2017	W, 85-64
	(Ben Moore 7, Shake Milton 5, Sterling Brown 4, Semi Ojeleye 4, Ben Emelogu 4)		
	2 at USF	2/7/2016	W, 92-58
	(Shake Milton 6-9, Nic Moore 5-10)		
	3 (3, 3, 3) at Miami	1/18/2025	W, 117-74
	4 (4,2,2,2) Pitt	2/11/2025	W, 83-63
	5 (3,3,3,2) at Miami	1/18/2025	W, 117-74
	8 (2,2,2,2,1,1,1,1) UAB	2/4/2024	W, 72-69
	7 (2,2,2,1,1,1) Stanford	2/1/2025	W, 85-61
	5 (5,3,3,2,2) Western Illinois	11/8/2023	W, 90-53
	3 (6,3,3) Georgia Tech	1/11/2025	W, 93-71
	3 (4,4,4) Tarleton State	1/14/2024	W, 96-62
	7 (3,3,2,1,1,1,1) Houston Christian	12/19/2023	W, 89-53
	3 (3,2,2) vs Cal Baptist	11/26/2024	W, 79-77
	3 Houston	2/9/2008	W, 68-53
	(Papa Dia, Ryan Harp, Mike Walker)		
	4 Florida Atlantic	11/29/1998	W, 91-61
	(DeWayne Floyd, Damon Hancock, Mike Niemi, Nigel Smith)		
	East Carolina	3/6/2024	W, 80-77 ot
	at Wichita State	2/12/2023	L, 91-89 (2OT)
	UTEP	3/1/2008	W, 99-96 2ot
	at Wichita State	2/12/2023	L, 91-89 (2OT)
	Baylor	1/9/1988	W, 97-93 3ot
	Never		
	at East Carolina 1/18/2006 (W, 74-70 ot); Rice 1/21/2006 (W, 80-69 ot)		
	at East Carolina 1/18/2006 (W, 74-70 ot); Rice 1/21/2006 (W, 80-69 ot)		
	19 of last 26 Houston (7094)	1/24/2015	W, 80-59
	18 Sam Houston (W, 85-50, 11/14/15) - ended at Temple (L, 89-80, 1/24/16)		
	16 at Tulane (W 80-64 1/15/17) - ended vs [-rv] USC (L, 66-65, 3/17/17)		
	8 Sam Houston (W 75-66, 11/24/21) - end at Cincinnati (L, 77-60, 1/6/22)		
	7 vs Cal Baptist (W, 79-77, 11/26/24) - end [4/4] Duke (L, 89-62, 1/4/25)		
	17 at Tulane (W 80-64 1/15/17) - ended vs Northern Iowa (L 61-58 11/22/17)		
	15 Sam Houston (W 85-50 11/14/15)-ended vs [-rv] Michigan (L 76-54 11/18/16)		
	10 CSU Bakersfield (W 49-43 12/2/16 - ended vs Northern Iowa (L 61-58 11/22/17)		
	33 Texas Southern (W 72-59 11/26/14) - Southern Miss (L 74-64 11/11/18)		
	13 Georgia State (W 85-76 12/23/19) - New Mexico (L 84-63 11/15/22)		
	15 at Tulane (W, 80-64, 1/15/17) - ended at Tulane (L, 73-70, 1/4/18)		
	5 at NC State (W, 63-57, 1/25/25) - ended Wake Fores (L, 77-66, 2/15/25)		
	7 at UCF (W, 70-61, 1/11/15) to at Memphis (W, 66-57, 2/26/15)		
	6 at Tulane (W, 80-64, 1/15/17) - ended at [20/20] TCU (L, 94-83, 12/5/17)		
	5+ at Virginia (W, 54-52, 1/15/25)		
	7 at UCF (W, 70-61, 1/11/15) to at Memphis (W, 66-57, 2/26/15)		
	6 at Tulane (W, 80-64, 1/15/17) - ended at Tulane (L, 73-70, 1/4/18)		
	5+ at Virginia (W, 54-52, 1/15/25)		
	33 [rvrv] Gonzaga (W 69-60, 2/13/16) - ended Temple (L, 66-64, 1/10/18)		
	19 Temple (W, 79-68, 1/11/21) - ended Washington State (L, 75-63, 3/20/22)		
	9 A&M Commerce (W, 90-47, 12/3/23) - ended UTSA (L, 77-73, 3/2/24)		
	14 East Carolina (W, 74-63, 2/21/16) - ended Temple (L, 66-64, 1/10/18)		
	11 Temple (W, 79-68, 1/11/21) - ended Tulane (L, 97-88, 1/11/23)		
	7 Charlotte (W, 66-54, 1/2/24) - ended UTSA (L, 77-73, 3/2/24)		
	7 vs ECU (W 74-68, 3/13/15) - end vs [8/8] Cincinnati (L 61-51, 3/9/18)		
	RV/RV RV in AP / RV Coaches polls	2/21/2022	19-6, 10-3
	RV/RV RV in AP / RV Coaches polls	2/21/2022	19-6, 10-3
	RV/RV RV in AP / RV Coaches polls	2/21/2022	19-6, 10-3
	11/13 #11 in AP / #13 Coaches polls	3/13/2017	30-4, 17-1
	11/13 #11 in AP / #13 Coaches polls	3/13/2017	30-4, 17-1
	11/13 #11 in AP / #13 Coaches polls	3/13/2017	30-4, 17-1
	11/13 #11 in AP / #13 Coaches polls	3/13/2017	30-4, 17-1
	AP #8 AP	1/18/2016	17-0, 6-0
	[-rv] vs LSU	12/14/2024	W, 74-64
	[6/7] [6/7] Houston	2/9/2022	W, 85-83
	[6/7] [6/7] Houston	2/9/2022	W, 85-83
	[6/7] [6/7] Houston	2/9/2022	W, 85-83
	2/4 vs [2/4] Arizona	11/23/2017	W, 66-60
	20/20 at [20/20] Memphis	1/25/2020	W, 74-70
	20/20 at [20/20] Memphis	1/25/2020	W, 74-70
	7/4 at [7/4] Wichita State	1/17/2018	W, 83-78
	2/4 vs [2/4] Arizona	11/23/2017	W, 66-60

	2 (7, 7) at [-rv] Indiana State	3/20/2024	L, 101-92
	2 (7, 7) at [-rv] Indiana State	3/20/2024	L, 101-92
	3 (8,6,6) Tulane	1/11/2023	L, 97-88

	2 (16,5) [25/rv] Louisville	1/21/2025	L, 98-73
	5 (3,3,2,2,2) at Notre Dame	2/19/2025	W, 97-73
	6 (5,3,2,2,2,2) Pitt	2/11/2025	W, 83-63

	2 UTSA	3/2/2024	L, 77-73
	PJ Carter (5-9), Jordan Ivy-Curry (5-9)		
	3 (4,3,3) at North Carolina	1/7/2025	L, 82-67
	4 (10,3,2,2) [25/rv] Louisville	1/21/2025	L, 98-73
	4 (10,3,2,2) [25/rv] Louisville	1/21/2025	L, 98-73

	4 (4,4,3,3) at Tulane	2/1/2023	L, 74-52
	4 (4,4,3,3) at Tulane	2/1/2023	L, 74-52
	6 (2,1,1,1,1,1) [4/4] Duke	1/4/2025	L, 89-62
	4 (3,2,2,2) Tulane	2/1/2024	W, 80-76
	3 (3,2,2) at Tulane	2/15/2024	W, 87-79

	RV/RV RV in AP / RV Coaches polls	2/21/2022	19-6, 10-3
	RV/RV RV in AP / RV Coaches polls	2/21/2022	19-6, 10-3
	RV/RV RV in AP / RV Coaches polls	2/21/2022	19-6, 10-3
	11/13 #11 in AP / #13 Coaches polls	3/13/2017	30-4, 17-1
	11/13 #11 in AP / #13 Coaches polls	3/13/2017	30-4, 17-1
	11/13 #11 in AP / #13 Coaches polls	3/13/2017	30-4, 17-1
	11/13 #11 in AP / #13 Coaches polls	3/13/2017	30-4, 17-1
	AP #8 AP	1/18/2016	17-0, 6-0
	[-rv] vs LSU	12/14/2024	W, 74-64
	[6/7] [6/7] Houston	2/9/2022	W, 85-83
	[6/7] [6/7] Houston	2/9/2022	W, 85-83
	[6/7] [6/7] Houston	2/9/2022	W, 85-83
	2/4 vs [2/4] Arizona	11/23/2017	W, 66-60
	20/20 at [20/20] Memphis	1/25/2020	W, 74-70
	20/20 at [20/20] Memphis	1/25/2020	W, 74-70
	7/4 at [7/4] Wichita State	1/17/2018	W, 83-78
	2/4 vs [2/4] Arizona	11/23/2017	W, 66-60

The Last Time...

Individual	SMU	Player	Opponent	Date	Result	Opp	Player	Opponent	Date	Result
Scored 50 pts	51	Gene Phillips	at Texas	3/2/1971	L, 96-88					
Scored 44 pts	51	Gene Phillips	at Texas	3/2/1971	L, 96-88	44	Jeff Webster	Oklahoma	2/2/1994	
Scored 40 pts	51	Gene Phillips	at Texas	3/2/1971	L, 96-88	40	Morris Almond	at Rice	3/4/2006	L, 68-66
Scored 39 pts	39	Jeryl Sasser	at UTEP	1/22/2001	L, 83-69	40	Morris Almond	at Rice	3/4/2006	L, 68-66
Scored 36 pts	36	Semi Ojeleye	vs. East Carolina	3/10/2017	W, 81-77	36	Zach Nutall	Sam Houston State	11/25/2020	W, 97-67
Scored 35 pts	35	Kendric Davis	vs Cincinnati	3/12/2021	L, 74-71	35	Jayson Kent	at [-/rv] Indiana State	3/20/2024	L, 101-92
Scored 32 pts	33	Kendric Davis	at New Mexico	12/19/2021	W, 90-72	32	Kendal Coleman	vs Cal Baptist	11/6/2024	W, 79-77
Scored 31 pts	33	Kendric Davis	at New Mexico	12/19/2021	W, 90-72	31	Matthew Cleveland	at Miami	1/18/2025	W, 117-74
Scored 30 pts	33	Kendric Davis	at New Mexico	12/19/2021	W, 90-72	30	Reyne Smith	[25/rv] Louisville	1/21/2025	L, 98-73
Scored 28 pts	28	Zhuric Phelps	A&M-Commerce	11/5/2022	W, 77-60	30	Reyne Smith	[25/rv] Louisville	1/21/2025	L, 98-73
Scored 27 pts	27	Stefan Todorovic	Tulane	1/11/2023	L, 97-88	30	Reyne Smith	[25/rv] Louisville	1/21/2025	L, 98-73
Scored 26 pts	26	Ricardo Wright	[rv/-] Memphis	2/18/2024	W, 106-79	30	Reyne Smith	[25/rv] Louisville	1/21/2025	L, 98-73
Scored 25 pts	25	Kario Oquendo	at Notre Dame	2/19/2025	W, 97-73	30	Reyne Smith	[25/rv] Louisville	1/21/2025	L, 98-73
Scored 25 pts (1st half)	25	Bryan Hopkins	TCU	12/30/2005	W, 52-49					
Scored 20 pts (1st half)	22	Jimmy Whitt Jr.	Cornell	12/22/2018	W, 81-53	20 (30)	Dominique Morrison	at Oral Roberts	11/21/2011	L, 62-56
Scored 26 pts (2nd half)	27 (35)	Kendric Davis	vs Cincinnati	3/12/2021	L, 74-71	27 (30)	Tyler Harris	at USF	2/25/2023	L, 71-67
Scored 25 pts (2nd half)	27 (35)	Kendric Davis	vs Cincinnati	3/12/2021	L, 74-71	25 (31)	Matthew Cleveland	at Miami	1/18/2025	W, 117-74
Scored 24 pts (2nd half)	24 (30)	Kendric Davis	Washington State	3/20/2022	L, 75-63	25 (31)	Matthew Cleveland	at Miami	1/18/2025	W, 117-74
Scored 20 pts (2nd half)	21 (21)	Zhuric Phelps	ULM	11/26/2023	W, 70-57	25 (31)	Matthew Cleveland	at Miami	1/18/2025	W, 117-74
Scored 30 pts (as FR)	32	Paul McCoy	TAMU-CC	12/31/2008	W, 92-62					
Scored 25 pts (as FR)	29	Paul McCoy	at UAB	2/14/2009	L, 78-75					
Scored 24 pts (as FR)	24	Shake Milton	at Tulsa	12/29/2015	W, 81-69					
Scored 23 pts (as FR)	23	Ethan Chargois	ULM	11/12/2017	W, 83-65					
Scored 20 pts (as FR)	21	Ethan Chargois	vs Western Ky.	11/24/2017	L, 63-61					
Led team in scoring (as FR)	21	Ethan Chargois	vs Western Ky.	11/24/2017	L, 63-61					
Had 55% or more of team pts.						58.8 (40of68)	Morris Almond	at Rice	3/4/2006	L, 68-66
Had 53% or more of team pts.						53.7 (36of67)	Zach Nutall	Sam Houston State	11/25/2020	W, 97-67
Had 50% or more of team pts. previous	55.1 (27 of 49)	Jahmal McMurray	[23/22] Cincinnati	2/27/2019	L, 52-49	53.7 (36of67)	Zach Nutall	Sam Houston State	11/25/2020	W, 97-67
Had 25 rebounds	26	Bryan Hopkins	TCU	12/30/2005	W, 52-49					
Had 20 rebounds	23	Ira Terrell	New Mexico St.	12/16/1975						
	23	Jordan Tolbert	Nicholls	12/16/2015	W, 86-42	20	Tacko Fall	at UCF	2/24/2019	L, 95-48
	prievious: 21	Papa Dia	at Northern Iowa	3/21/2011	W, 57-50					
Had 19 rebounds	19	Jordan Tolbert	Hampton	12/17/2015	W, 105-72	19	Justin Gorham	[5/5] Houston	1/3/2021	L, 74-60
Had 18 rebounds	19	Jordan Tolbert	Hampton	12/17/2015	W, 105-72	18	Toumani Camara	at [24/25] Dayton	11/1/2022	L, 74-62
Had 17 rebounds	19	Jordan Tolbert	Hampton	12/17/2015	W, 105-72	18	Toumani Camara	at [24/25] Dayton	11/1/2022	L, 74-62
Had 16 rebounds	16	Matt Cross	vs LSU	12/14/2024	W, 74-64	18	Toumani Camara	at [24/25] Dayton	11/1/2022	L, 74-62
Had 15 rebounds	16	Matt Cross	vs LSU	12/14/2024	W, 74-64	15	Henry Coleman II	[13/15] Texas A&M	11/14/2023	L, 79-66
Had 15+ rebs, back-to-back	23,19	Jordan Tolbert	Nicholls 12/16/15 (W), Hampton 12/17 (W)							
Had 12 rebs (1st half)	12 (21)	Papa Dia	at Northern Iowa	3/21/2011	W, 57-50	16 (20)	Tacko Fall	at UCF	2/24/2019	L, 95-48
Had 11 rebs (1st half)	11 (14)	Feron Hunt	at USF	3/10/2019	W, 77-71	16 (20)	Tacko Fall	at UCF	2/24/2019	L, 95-48
Had 10 rebs (1st half)	11 (14)	Feron Hunt	at USF	3/10/2019	W, 77-71	10 (15)	Henry Coleman II	[13/15] Texas A&M	11/14/2023	L, 79-66
Had 12 rebs (2nd half)	12 (23)	Jordan Tolbert	Nicholls	12/16/2015	W, 86-42	13 (19)	Justin Gorham	[5/5] Houston	1/3/2021	L, 74-60
Had 11 rebs (2nd half)	12 (23)	Jordan Tolbert	Nicholls	12/16/2015	W, 86-42	11 (17)	Justin Gorham	at [6/6] Houston	1/31/2021	L, 70-48
Had 10 rebs (2nd half)	12 (23)	Jordan Tolbert	Nicholls	12/16/2015	W, 86-42	11 (17)	Justin Gorham	at [6/6] Houston	1/31/2021	L, 70-48
Had 13 rebounds (as FR)	14	Feron Hunt	at USF	3/10/2019	W, 77-71					
Had 10 rebounds (as FR)	14	Feron Hunt	at USF	3/10/2019	W, 77-71					
Had 9 Off. Rebounds	9 (11)	Isiaha Mike	at Temple	2/13/2019	L, 82-74	9 (19)	Justin Gorham	[5/5] Houston	1/3/2021	L, 74-60
Had 8 Off. Rebounds	8 (13)	Samet Yigitoglu	[4/4] Duke	1/4/2025	L, 89-62	9 (19)	Justin Gorham	[5/5] Houston	1/3/2021	L, 74-60
Had 7 Off. Rebounds	8 (13)	Samet Yigitoglu	[4/4] Duke	1/4/2025	L, 89-62	7 (10)	Ody Oguama	Cincinnati	1/14/2023	L, 54-52
Had 17 Assists	17	Gerald Lewis	Texas	3/6/1993	W, 96-80					
Had 15 Assists	17	Gerald Lewis	Texas	3/6/1993	W, 96-80	16	Chucky Hepburn	[25/rv] Louisville	1/21/2025	L, 98-73
Had 13 Assists	14	Kendric Davis	Cincinnati	1/7/2021	L, 76-69	16	Chucky Hepburn	[25/rv] Louisville	1/21/2025	L, 98-73
Had 12 Assists	12	Kendric Davis	vs Boise State	3/18/2021	L, 85-84	16	Chucky Hepburn	[25/rv] Louisville	1/21/2025	L, 98-73
Had 11 Assists	12	Kendric Davis	vs Boise State	3/18/2021	L, 85-84	16	Chucky Hepburn	[25/rv] Louisville	1/21/2025	L, 98-73
Had 10 Assists	10	Boopie Miller	Stanford	2/1/2025	W, 85-61	16	Chucky Hepburn	[25/rv] Louisville	1/21/2025	L, 98-73
Had 9 steals	9	Bryan Hopkins	San Jose St.	2/10/2005	W, 66-46					
Had 8 steals	9	Bryan Hopkins	San Jose St.	2/10/2005	W, 66-46					
Had 7 steals	7	Zhuric Phelps	at Wichita State	2/12/2023	L, 91-89 (2OT)	7	Will Cummings	[RV/-] Temple	2/19/2015	W, 67-58
Had 6 steals	6	B.J. Edwards	Georgia Tech	1/11/2025	W, 93-71	6	Hysier Miller	vs Teple	3/14/2024	L, 75-60
Had 5 steals	6	B.J. Edwards	Georgia Tech	1/11/2025	W, 93-71	6	Hysier Miller	vs Teple	3/14/2024	L, 75-60
Made 20 FGs	20	Gene Phillips	at Texas	3/2/1971	L, 96-88					
Made 14 FGs	14 (14-17)	Jahmal McMurray	Western Carolina	11/14/2018	W, 98-65	14	Morris Almond	at Rice	3/4/2006	L, 68-66
Made 12 FGs	12 (12-19)	Jimmy Whitt Jr.	vs [24/23] Cincinnati	3/15/2019	L, 82-74	12 (12-16)	Kendal Coleman	vs Cal Baptist	11/6/2024	W, 79-77
Made 11 FGs	11 (11-16)	Zach Nutall	vs Iona	12/22/2022	W, 85-81	11 (11-17)	Matthew Cleveland	at Miami	1/18/2025	W, 117-74
Made 10 FGs	10 (10-18)	Zhuric Phelps	at Arizona State	12/6/2023	L, 76-74	10 (10-18)	Reyne Smith	[25/rv] Louisville	1/21/2025	L, 98-73
38 FGA	38	Gene Phillips	at Texas	3/2/1971	L, 96-88					
30 FGA	38	Gene Phillips	at Texas	3/2/1971	L, 96-88					
26 FGA						26 (8-26)	Tamir Jackson	Rice	2/27/2013	W, 67-55
25 FGA	25 (12-25)	Jahmal McMurray	Memphis	2/14/2018	L, 70-67	26 (8-26)	Tamir Jackson	Rice	2/27/2013	W, 67-55
24 FGA	24 (9-24)	Zhuric Phelps	vs UCF	3/9/2023	L, 76-70	24 (8-24)	Savion Flagg	Sam Houston	11/24/2021	W, 75-66
23 FGA	24 (9-24)	Zhuric Phelps	vs UCF	3/9/2023	L, 76-70	23 (11-23)	Jordan Brown	Louisiana	11/22/2022	L, 76-72 ot
20 FGA	20 (8-20)	Zhuric Phelps	vs West Virginia	11/20/2023	W, 70-58	22 (12-22)	Jordan Ivy-Curry	UTSA	3/2/2024	L, 77-73
Shot 100% (10 FGM)	100 (10-10)	Markus Kennedy	[22/22] Memphis	2/1/2014	W, 87-72					

Shot 91% (10 FGM)	91.7 (11-12)	Jordan Tolbert	Michigan	12/8/2015	W, 82-58	91.7 (11-12)	Jayson Kent	at [-/rv] Indiana State	3/20/2024	L, 101-92
Shot 90% (10 FGM)	90.9 (10-11)	Sterling Brown	Hampton	12/17/2015	W, 105-72	91.7 (11-12)	Jayson Kent	at [-/rv] Indiana State	3/20/2024	L, 101-92
Shot 75% (10 FGM)	82.3 (14-17)	Jahmal McMurray	Western Carolina	11/14/2018	W, 98-65	75.0 (12-16)	Kendal Coleman	vs Cal Baptist	11/6/2024	W, 79-77
Shot 100% (9 FGM)	100 (9-9)	Keon Ambrose-Hylton	Texas A&M-Commerco	12/3/2023	W, 90-47	91.7 (11-12)	Jayson Kent	at [-/rv] Indiana State	3/20/2024	L, 101-92
Shot 75% (9 FGM)	75.0 (9-12)	Ricardo Wright	[rv/-] Memphis	2/18/2024	W, 106-79	100 (8-8)	Devin Coleman	at Temple	1/24/2016	L, 89-80
Shot 100% (8 FGM)	100 (9-9)	Keon Ambrose-Hylton	Texas A&M-Commerco	12/3/2023	W, 90-47	91.7 (11-12)	Jayson Kent	at [-/rv] Indiana State	3/20/2024	L, 101-92
Shot 85% (8 FGM)	88.9 (8-9)	Tyreek Smith	Tulane	2/1/2024	W, 80-76	75.0 (12-16)	Kendal Coleman	vs Cal Baptist	11/6/2024	W, 79-77
Shot 75% (8 FGM)	80.0 (8-10)	Karoi Oquendo	at Notre Dame	2/19/2025	W, 97-73	100 (8-8)	Devin Coleman	at Temple	1/24/2016	L, 89-80
Shot 100% (7 FGM)	100 (9-9)	Keon Ambrose-Hylton	Texas A&M-Commerco	12/3/2023	W, 90-47	91.7 (11-12)	Jayson Kent	at [-/rv] Indiana State	3/20/2024	L, 101-92
Shot 90% (7 FGM)	100 (9-9)	Keon Ambrose-Hylton	Texas A&M-Commerco	12/3/2023	W, 90-47	91.7 (11-12)	Jayson Kent	at [-/rv] Indiana State	3/20/2024	L, 101-92
Shot 88% (7 FGM)	88.9 (8-9)	Tyreek Smith	Tulane	2/1/2024	W, 80-76	91.7 (11-12)	Jayson Kent	at [-/rv] Indiana State	3/20/2024	L, 101-92
Shot 87% (7 FGM)	87.5 (7-8)	Samet Yigitoglu	Virginia	12/7/2024	W, 63-51	91.7 (11-12)	Jayson Kent	at [-/rv] Indiana State	3/20/2024	L, 101-92
Shot 75% (7 FGM)	80.0 (8-10)	Karoi Oquendo	at Notre Dame	2/19/2025	W, 97-73	75.0 (12-16)	Kendal Coleman	vs Cal Baptist	11/6/2024	W, 79-77
Shot 100% (6 FGM)	100 (6-6)	Tyreek Smith	at North Texas	1/25/2024	L, 68-66	100 (6-6)	Kasean Pryor	at [rv/rv] South Florida	2/25/2024	L, 79-68
Shot 88% (6 FGM)	88.9 (8-9)	Tyreek Smith	Tulane	2/1/2024	W, 80-76	91.7 (11-12)	Jayson Kent	at [-/rv] Indiana State	3/20/2024	L, 101-92
Shot 87% (6 FGM)	87.5 (7-8)	Samet Yigitoglu	Virginia	12/7/2024	W, 63-51	91.7 (11-12)	Jayson Kent	at [-/rv] Indiana State	3/20/2024	L, 101-92
Shot 85% (6 FGM)	86.7 (6-7)	Samet Yigitoglu	at Miami	1/18/2025	W, 117-74	85.7 (6-7)	Mytjael Poteat	at Virginia Tech	2/5/2025	W, 81-75
Shot 75% (6 FGM)	80.0 (8-10)	Karoi Oquendo	at Notre Dame	2/19/2025	W, 97-73	100 (6-6)	Kasean Pryor	at [rv/rv] South Florida	2/25/2024	L, 79-68
Shot 100% (5 FGM)	100 (5-5)	Kario Oquendo	Stanford	2/1/2025	W, 85-61	91.7 (11-12)	Jayson Kent	at [-/rv] Indiana State	3/20/2024	L, 101-92
Shot 87% (5 FGM)	100 (5-5)	Kario Oquendo	Stanford	2/1/2025	W, 85-61	85.7 (6-7)	Mytjael Poteat	at Virginia Tech	2/5/2025	W, 81-75
Shot 75% (5 FGM)	80.0 (8-10)	Karoi Oquendo	at Notre Dame	2/19/2025	W, 97-73	10 (10-17)	Reyne Smith	[25/rv] Louisville	1/21/2025	L, 98-73
Made 10 3FG						10 (10-17)	Reyne Smith	[25/rv] Louisville	1/21/2025	L, 98-73
Made 9 3FG	9 (9-19)	Jahmal McMurray	Memphis	2/14/2018	L, 70-67	10 (10-17)	Reyne Smith	[25/rv] Louisville	1/21/2025	L, 98-73
Made 8 3FG	9 (9-19)	Jahmal McMurray	Memphis	2/14/2018	L, 70-67	10 (10-17)	Reyne Smith	[25/rv] Louisville	1/21/2025	L, 98-73
Made 7 3FG	7 (7-10)	Kendric Davis	at Tulane	1/15/2022	W, 75-66	10 (10-17)	Reyne Smith	[25/rv] Louisville	1/21/2025	L, 98-73
Made 6 3FG	6 (6-8)	Ricardo Wright	[rv/-] Memphis	2/18/2024	W, 106-79	10 (10-17)	Reyne Smith	[25/rv] Louisville	1/21/2025	L, 98-73
Made 5 3FG	6 (6-8)	Ricardo Wright	[rv/-] Memphis	2/18/2024	W, 106-79	5 (5-8)	Braeden Shrewsberry	at Notre Dame	2/19/2025	W, 97-73
17 3FGA	19 (9-19)	Jahmal McMurray	Memphis	2/14/2018	L, 70-67	17 (10-17)	Reyne Smith	[25/rv] Louisville	1/21/2025	L, 98-73
16 3FGA	19 (9-19)	Jahmal McMurray	Memphis	2/14/2018	L, 70-67	17 (10-17)	Reyne Smith	[25/rv] Louisville	1/21/2025	L, 98-73
15 3FGA	15 (6-15)	Kendric Davis	vs Tulsa	3/11/2022	W, 83-58	17 (10-17)	Reyne Smith	[25/rv] Louisville	1/21/2025	L, 98-73
13 3FGA	15 (6-15)	Kendric Davis	vs Tulsa	3/11/2022	W, 83-58	17 (10-17)	Reyne Smith	[25/rv] Louisville	1/21/2025	L, 98-73
12 3FGA	15 (6-15)	Kendric Davis	vs Tulsa	3/11/2022	W, 83-58	17 (10-17)	Reyne Smith	[25/rv] Louisville	1/21/2025	L, 98-73
11 3FGA	11 (3-11)	Ricardo Wright	UTSA	3/2/2024	L, 77-73	17 (10-17)	Reyne Smith	[25/rv] Louisville	1/21/2025	L, 98-73
10 3FGA	10 (3-10)	Chuck Harris	Wake Forest	2/15/2025	L, 77-66	17 (10-17)	Reyne Smith	[25/rv] Louisville	1/21/2025	L, 98-73
Shot 60% (10 3FGM)						62.5 (10-16)	James Woodard	[RV/-] Tulsa	3/8/2015	W, 67-62
Shot 60% (9 3FGM)						81.8 (9-11)	Bryce Alford	vs. UCLA	3/13/2015	L, 60-59
Shot 80% (8 3FGM)						81.8 (9-11)	Bryce Alford	vs. UCLA	3/13/2015	L, 60-59
Shot 70% (8 3FGM)						72.7 (8-11)	Kameron Gibson	Western Carolina	11/14/2018	W, 98-65
Shot 80% (7 3FGM)	72.7 (8-11)	Nic Moore	Houston	1/24/2015	W, 80-59	100 (7-7)	Devin Coleman	at Temple	1/24/2016	L, 89-80
Shot 80% (7 3FGM)	87.5 (7-8)	Shake Milton	at Tulsa	12/29/2015	W, 81-69	77.8 (7-9)	Armoni Brooks	at [rv/rv] Houston	2/8/2018	L, 67-58
Shot 75% (7 3FGM)	87.5 (7-8)	Shake Milton	at Tulsa	12/29/2015	W, 81-69	72.7 (8-11)	Kameron Gibson	Western Carolina	11/14/2018	W, 98-65
Shot 70% (7 3FGM)	70.0 (7-10)	Kendric Davis	at Tulane	1/15/2022	W, 75-66	85.7 (6-7)	Alem Huseinovic	at Rice	2/7/2024	W, 95-69
Shot 80% (6 3FGM)	87.5 (7-8)	Shake Milton	at Tulsa	12/29/2015	W, 81-69	75.0 (6-8)	Kendal Coleman	vs Cal Baptist	11/26/2024	W, 79-77
Shot 70% (6 3FGM)	75.0 (6-8)	Ricardo Wright	[rv/-] Memphis	2/18/2024	W, 106-79	100 (5-5)	Justin Jenifer	vs [24/23] Cincinnati	8/5/2019	L, 82-74
Shot 100% (5 3FGM)	100 (5-5)	Isiaha Mike	Tulane	1/26/2019	W, 85-75	85.7 (6-7)	Alem Huseinovic	at Rice	2/7/2024	W, 95-69
Shot 80% (5 3FGM)	83.3 (5-6)	Chuck Harris	at Tulane	2/15/2024	W, 87-79	75.0 (6-8)	Kendal Coleman	vs Cal Baptist	11/26/2024	W, 79-77
Shot 75% (5 3FGM)	75.0 (6-8)	Ricardo Wright	[rv/-] Memphis	2/18/2024	W, 106-79	71.4 (5-7)	Parker Friedrichsen	Wake Forest	2/15/2025	L, 77-66
Shot 70% (5 3FGM)	75.0 (6-8)	Ricardo Wright	[rv/-] Memphis	2/18/2024	W, 106-79	100 (4-4)	Kolby King	at Butler	11/15/2024	L, 81-70
Shot 100% (4 3FGM)	100 (4-4)	Ricardo Wright	at Murray State	12/22/2023	W, 92-65	100 (4-4)	Kolby King	at Butler	11/15/2024	L, 81-70
Shot 83% (4 3FGM)	83.3 (5-6)	Chuck Harris	at Tulane	2/15/2024	W, 87-79	75.0 (6-8)	Kendal Coleman	vs Cal Baptist	11/26/2024	W, 79-77
Shot 75% (4 3FGM)	80.0 (4-5)	Chuck Harris	at Boston College	12/21/2024	W, 103-77	71.4 (5-7)	Parker Friedrichsen	Wake Forest	2/15/2025	L, 77-66
Shot 70% (4 3FGM)	80.0 (4-5)	Chuck Harris	at Boston College	12/21/2024	W, 103-77	100 (4-4)	Kolby King	at Butler	11/15/2024	L, 81-70
Shot 100% (3 3FGM)	100 (3-3)	Matt Cross	at Boston College	12/21/2024	W, 103-77	100 (4-4)	Kolby King	at Butler	11/15/2024	L, 81-70
Shot 80% (3 3FGM)	100 (3-3)	Yohan Traore	Georgia Tech	1/11/2025	W, 93-71	100 (4-4)	Kolby King	at Butler	11/15/2024	L, 81-70
Shot 75% (3 3FGM)	100 (3-3)	Yohan Traore	Georgia Tech	1/11/2025	W, 93-71	75.0 (6-8)	Kendal Coleman	vs Cal Baptist	11/26/2024	W, 79-77
Shot 70% (3 3FGM)	100 (3-3)	Yohan Traore	Georgia Tech	1/11/2025	W, 93-71	71.4 (5-7)	Parker Friedrichsen	Wake Forest	2/15/2025	L, 77-66
Made 20 FTs	22 (22-24)	Jan Loudermilk	TCU	2/24/1962		16 (14-16)	Bubu Benjamin	Tarleton State	11/4/2024	W, 96-62
Made 14 FTs	14 (14-15)	Derek Williams	Memphis	1/30/2010	W, 70-60	16 (14-16)	Bubu Benjamin	Tarleton State	11/4/2024	W, 96-62
Made 13 FTs	13 (13-14)	Kendric Davis	Cincinnati	3/3/2022	W, 76-71	16 (14-16)	Bubu Benjamin	Tarleton State	11/4/2024	W, 96-62
Made 12 FTs	12 (12-13)	Zhuric Phelps	at North Texas	1/25/2024	L, 68-66	11 (11-14)	Hunter Sallis	Wake Forest	2/15/2025	L, 77-66
Made 11 FTs	12 (12-13)	Zhuric Phelps	at North Texas	1/25/2024	L, 68-66	11 (11-14)	Hunter Sallis	Wake Forest	2/15/2025	L, 77-66
Made 10 FTs	10 (10-12)	Boopie Miller	Longwood	12/29/2024	W, 98-82	11 (11-14)	Hunter Sallis	Wake Forest	2/15/2025	L, 77-66
Att. 24 Fts	24 (22-24)	Jan Loudermilk	TCU	2/24/1962		17 (13-17)	Danuel House	at Houston	1/9/2013	L, 78-67
Att. 20 Fts	24 (22-24)	Jan Loudermilk	TCU	2/24/1962		16 (14-16)	Bubu Benjamin	Tarleton State	11/4/2024	W, 96-62
Att. 17 Fts	17 (13-17)	Kendric Davis	vs Cincinnati	3/12/2021	L, 74-71	16 (14-16)	Bubu Benjamin	Tarleton State	11/4/2024	W, 96-62
Att. 16 Fts	17 (13-17)	Kendric Davis	vs Cincinnati	3/12/2021	L, 74-71	11 (11-14)	Hunter Sallis	Wake Forest	2/15/2025	L, 77-66
Att. 15 Fts	17 (13-17)	Kendric Davis	vs Cincinnati	3/12/2021	L, 74-71	11 (11-14)	Hunter Sallis	Wake Forest	2/15/2025	L, 77-66
Att. 14 Fts	14 (13-14)	Kendric Davis	Cincinnati	3/3/2022	W, 76-71	11 (11-14)	Hunter Sallis	Wake Forest	2/15/2025	L, 77-66
Att. 13 Fts	13 (12-13)	Zhuric Phelps	at North Texas	1/25/2024	L, 68-66	11 (11-14)	Hunter Sallis	Wake Forest	2/15/2025	L, 77-66
Att. 12 Fts	12 (10-12)	Boopie Miller	Longwood	12/29/2024	W, 98-82	11 (11-14)	Hunter Sallis	Wake Forest	2/15/2025	L, 77-66
100% FTs (min 10 FTM)	100 (10-10)	Zhuric Phelps	East Carolina	3/6/2024	W, 80-77 ot	11 (11-11)	Alandise Harris	at Arkansas	11/18/2013	L, 89-78
100% FTs (min 9 FTM)	100 (10-10)	Zhuric Phelps	East Carolina	3/6/2024	W, 80-77 ot	100 (9-9)	Robbie Avila	at [-/rv] Indiana State	3/20/2024	L, 101-92
100% FTs (min 8 FTM)	100 (10-10)	Zhuric Phelps	East Carolina	3/6/2024	W, 80-77 ot	100 (8-8)	Cooper Flagg	[4/4] Duke	1/4/2025	L, 89-62
100% FTs (min 7 FTM)	100 (10-10)	Zhuric Phelps	East Carolina	3/6/2024	W, 80-77 ot	100 (8-8)	Cooper Flagg	[4/4] Duke	1/4/2025	L, 89-62
100% FTs (min 6 FTM)	100 (6-6)	Kario Oquendo	[25/rv] Louisville	1/21/2025	L, 98-73	100 (8-8)	Cooper Flagg	[4/4] Duke	1/4/2025	L, 89-62
Had 9 blocks (SMU record)	9	Yanick Moreira	Midwestern State	12/29/2014	W, 70-61	8	Viktor Lakhin	Cincinnati	1/14/2023	L, 54-52
Had 8 blocks	9	Yanick Moreira	Midwestern State	12/29/2014	W, 70-61					

Had 7 blocks	7	Michael Weathers	vs Tulsa	3/11/2022	W, 83-58	8	Viktor Lakhin	Cincinnati	1/14/2023	L, 54-52
Had 6 blocks	7	Michael Weathers	vs Tulsa	3/11/2022	W, 83-58	8	Viktor Lakhin	Cincinnati	1/14/2023	L, 54-52
Had 5 blocks	5	Tyreek Smith	UAB	2/4/2024	W, 72-69	5	Steve Settle	vs Temple	3/14/2024	L, 75-60
Had 5 blocks (1st half)	5 (9 total)	Yanicck Moreira	Midwestern State	12/29/2014	W, 70-61	5 (5 total)	Justin Jackson	at Cincinnati	1/1/2014	L, 65-57
Had 4 blocks (1st half)	4 (4 total)	Samet Yiğitoğlu	[25/rv] Louisville	1/21/2025	L, 98-73	5 (5 total)	Justin Jackson	at Cincinnati	1/1/2014	L, 65-57
Had 5 blocks (2nd half)	4 (4 total)	Samet Yiğitoğlu	[25/rv] Louisville	1/21/2025	L, 98-73	7 (8 total)	Viktor Lakhin	Cincinnati	1/14/2023	L, 54-52
Had 4 blocks (2nd half)	4 (4 total)	Samet Yiğitoğlu	[25/rv] Louisville	1/21/2025	L, 98-73	7 (8 total)	Viktor Lakhin	Cincinnati	1/14/2023	L, 54-52
Had a triple double	12p/10r/10a	Jimmy Whitt Jr.	McNeese	11/29/2018	W, 91-59	15p/14r/10a	Jason McKrieth	at Rice	12/31/2005	L, 66-64 ot
Had 18+ pts & rebs	20pts, 19 rebs	Jordan Tolbert	Hampton	12/17/2015	W, 105-72	23 pt, 20 reb	Tacko Fall	at UCF	2/24/2019	L, 95-48
Had 16+ pts & rebs	20pts, 19 rebs	Jordan Tolbert	Hampton	12/17/2015	W, 105-72	23 pt, 20 reb	Tacko Fall	at UCF	2/24/2019	L, 95-48
Had 15+ pts & rebs	16pts, 16 rebs	Matt Cross	vs LSU	12/14/2024	W, 74-64	23 pt, 20 reb	Tacko Fall	at UCF	2/24/2019	L, 95-48
Had 15+ pts & rebs, 2 gms	18p,23r; 20,19	Jordan Tolbert	Nicholls 12/16/15 (W), Hampton 12/17 (W)							
Had 35+points, 10+ rebs	36 pts, 12 reb	Semi Ojeleye	vs. East Carolina	3/10/2017	W, 81-77	36 pts, 13 reb	Mark Patton	Marshall	2/16/2006	L, 75-72 ot
Had 30+points, 10+ rebs	36 pts, 12 reb	Semi Ojeleye	vs. East Carolina	3/10/2017	W, 81-77	33 pts, 10 reb	David Jones	[rv/-] Memphis	2/18/2024	W, 106-79
Previous	30 pts, 10 reb	Semi Ojeleye	at Temple	2/9/2017	W, 66-50	36 pts, 13 reb	Mark Patton	Marshall	2/16/2006	L, 75-72 ot
Had 25+points, 10+ rebs	25 pts, 14 reb	Tyson Jolly	Temple	1/18/2020	W, 68-52	33 pts, 10 reb	David Jones	[rv/-] Memphis	2/18/2024	W, 106-79
Had 21+ pts & 15+ rebs	20pts, 19 rebs	Jordan Tolbert	Hampton	12/17/2015	W, 105-72	23 pt, 20 reb	Tacko Fall	at UCF	2/24/2019	L, 95-48
Had 20+ pts & 15+ rebs	20pts, 19 rebs	Jordan Tolbert	Hampton	12/17/2015	W, 105-72	23 pt, 20 reb	Tacko Fall	at UCF	2/24/2019	L, 95-48
Had 30+points, 9+ assists	33 pts, 9 ast	Jon Killen	UTEP	3/1/2008	W, 99-96 2ot	25 pts, 11 ast	Kendric Davis	at [rv/-] Memphis	1/26/2023	L, 99-84
Had 25+points, 10+ assists	25 pts, 11 ast	Nic Moore	[rv/rv] Gonzaga	2/13/2016	W, 69-60	30 pts, 6 ast	David DeJulius	at Cincinnati	3/5/2023	L, 97-74
Had 30+points, 5+ assists	33 pts, 5 ast	Kendric Davis	Sam Houston State	11/25/2020	W, 97-67	25 pts, 11 ast	Kendric Davis	at [rv/-] Memphis	1/26/2023	L, 99-84
Previous	33 pts, 5 ast	Shake Milton	at [7/4] Wichita State	1/17/2018	W, 83-78					
Had 25+points, 5+ assists	25 pts, 6 ast	Chuck Harris	at Tulane	2/15/2024	W, 87-79					
Had 30+points, 5+ steals	32 pts, 5 stl	Paul McCoy	TAMU-CC	12/31/2008	W, 92-62					
Had 25+points, 5+ steals	26 pts, 7 stls	Zhuric Phelps	at Wichita State	2/12/2023	L, 91-89 (2OT)					
Had 25+pts, 5+asts, 5+stls	26p, 5a, 7s	Zhuric Phelps	at Wichita State	2/12/2023	L, 91-89 (2OT)					
Had 15+pts, 5+asts, 5+stls	19p, 6a, 6s	B.J. Edwards	Georgia Tech	1/11/2025	W, 93-71					
Triple-Double	12p, 10a, 10r	Jimmy Whitt Jr.	McNeese	11/29/2018	W, 91-59					
Dbl-Dbl (pts, asts)	18p, 10a	Boopie Miller	at Miami	1/18/2025	W, 117-74	13 pts, 16 ast	Chucky Hepburn	[25/rv] Louisville	1/21/2025	L, 98-73
10+ assists/0 turnovers	13 ast, 0 to	Kendric Davis	Houston Baptist	12/2/2020	W, 102-75					
8+ assists/0 turnovers	8 ast, 0 to	Kendric Davis	Temple	1/11/2021	W, 79-68					
7+ assists/0 turnovers	7 ast, 0 to	Chuck Harris	Texas A&M-Commero	12/3/2023	W, 90-47					
Led or co-led team in pts, rebs, asts, stls & blks	Zhuric Phelps	[2/2] Houston	2/16/2023	L, 80-65		25p/8r/1a/2b/2s	Ezra Auser	at East Carolina	1/13/2024	W, 75-64
Led or co-led team in pts, rebs, asts, & stls	(22 points, 6 rebounds, 5 assists, 2 steals, 1 block)	Zhuric Phelps	[2/2] Houston	2/16/2023	L, 80-65	14p/5r/7a/1b/1s	Darius Perry	at UCF	1/23/2021	W, 78-65
Led or co-led team in pts, rebs, stls, & blocks	(22 points, 6 rebounds, 5 assists, 2 steals, 1 block)	Boopie Miller	at Miami	1/18/2025	W, 117-74	20p/6r/4a/2s(2b)	Kevin Cross	at Tulane	2/15/2024	W, 87-79
Led or co-led team in pts, rebs, asts, & blocks	(22 points, 6 rebounds, 5 assists, 2 steals, 1 block)	Zhuric Phelps	[2/2] Houston	2/16/2023	L, 80-65	24p/11r/2b/1s	Cooper Flagg	[4/4] Duke	1/4/2025	L, 89-62
Had double double (as FR)	10 pts, 13 rebs	Samet Yiğitoğlu	[4/4] Duke	1/4/2025	L, 89-62	25p/8r/1a/2b/2s	Ezra Auser	at East Carolina	1/13/2024	W, 75-64
Had double double (at half)	10p/10r (14p/13r)	Marus Weathers	Tulsa	2/23/2022	W, 75-61					
12+pts & 12+ rebs (at half)	15pts, 12reb	Papa Dia	at Northern Iowa	3/21/2011	W, 57-50					
Had two technicals-player		Sterling Brown	vs. [-rv] Pittsburgh	11/17/2016	W, 76-67					
Had two technicals-coach		Matt Doherty	at UTEP	1/9/2008	L, 79-66					
10+points in 25 straight gms	27	Semi Ojeleye	12/4/2016	3/17/2017						
10+points in 20 straight gms	23	Shake Milton	vs USC	3/17/2017	L, 66-65					
10+points in 15 straight gms	18	Kendric Davis	11/15/2021	1/29/2022						
10+points in 10 straight gms	14	Zhuric Phelps	1/20/2024	3/10/2024						
15+points in 15 straight gms	16	Kendric Davis	11/15/2021	1/20/2022						
15+points in 10 straight gms	11	Zhuric Phelps	11/15/2022	12/25/2022						
29+points consecutive gms	2	Ike Ofoegbu	at Rice (30)	2/24/2007	L, 75-66					
25+points consecutive gms	2	Kendric Davis	Tulsa (29)	2/28/2007	L, 67-60					
20+points in 3 straight gms	3	Boopie Miller	at New Mexico (33)	12/19/2021	W, 90-72					
			at Tulsa (26)	12/29/2021	W, 74-69					
			Tarleton State (21)	11/4/2024	W, 96-62					
			Florida A&M 20)	11/7/2024	W, 102-73					
			UNC Greensboro (21; 11/11/2024	W, 81-68						
			at Cincinnati 1/1/2014	Temple 2/6/2014						
8+rebs in 10 straight gms	11	Markus Kennedy	Prairie View A&M 11/	at Boston College 12/21/2024						
8+rebs in 8 straight gms	8	Matt Cross	3/14/1985	1/8/1986						
5+assists in 15 straight gms	16	Butch Moore	11/27/2019	1/25/2020						
5+assists in 6 straight gms	14	Kendric Davis	1/7/2021	1/28/2021						
5+assists in 5 straight gms	5	Kendric Davis	1/14/23 v Cincinnati	1/18/23 at Tulsa						
5+ steals in 2 straight games	2 (6,5)	Zhuric Phelps	12/3/2019	1/1/2020						
3+steals in 5 straight games	5	Isiah Mike	11/4/2024	11/11/2024						
3+steals in 3 straight games	3 (4,3,5)	B.J. Edwards	2/4/2023	2/25/2023						
2+ steals in 6 straight games	6	Zhuric Phelps	2/1/2025							
2+ steals in 5 straight games	5+ (2,2,2,2,3)	B.J. Edwards	2/6/2013	L, 60-52						
5+blocks in 2 straight games	2	Cannen Cunningham	[RV/RV] Memphis (6)	2/9/2013	W, 61-39					
			at Rice (6)	2/10/2007	L, 63-60					
5-straight double-doubles	5	Ike Ofoegbu	Rice	2/10/2007	L, 63-60					
			at Rice	2/24/2007	L, 75-66					

THE STAT CREW SYSTEM
SMU Game-by-Game Highs (as of Feb 19, 2025)
All games

Opponent	Date	Score	Points	Rebounds	Assists	Steals	Blocked shots
TARLETON ST.	11/04/24	96-62	21-MILLER, Boopie	6-EDWARDS ,B.J. OQUENDO, Kario TRAORE, Yohan	7-MILLER, Boopie	4-MILLER, Boopie OQUENDO, Kario EDWARDS ,B.J.	2-AMBROSE-HYLTO
FLORIDA A&M	11/07/24	102-73	20-MILLER, Boopie	10-TRAORE, Yohan	9-MILLER, Boopie	3-MILLER, Boopie EDWARDS ,B.J. OQUENDO, Kario	2-TRAORE, Yohan AMBROSE-HYLTO OQUENDO, Kario
UNC GREENSBORO	11/11/24	81-68	21-MILLER, Boopie	7-EDWARDS ,B.J.	7-MILLER, Boopie	5-EDWARDS ,B.J.	1-TRAORE, Yohan EDWARDS ,B.J.
at Butler	11/15/24	70-81	21-HARRIS, Chuck	6-CROSS, Matt YIGITOGLU, Samet	4-MILLER, Boopie	3-HARRIS, Chuck COLBERT, Jerrell	2-OQUENDO, Kario COLBERT, Jerrell
PRAIRIE VIEW	11/18/24	110-69	17-CROSS, Matt HARRIS, Chuck	12-CROSS, Matt	5-HARRIS, Chuck	2-CROSS, Matt MILLER, Boopie	4-COLBERT, Jerrell
MISSISSIPPI ST.	11/22/24	79-84	13-OQUENDO, Kario	9-CROSS, Matt	6-MILLER, Boopie	2-MILLER, Boopie OQUENDO, Kario	3-YIGITOGLU, Samet
vs California Baptist	11/26/24	79-77	17-EDWARDS ,B.J.	8-CROSS, Matt	5-MILLER, Boopie	3-EDWARDS ,B.J.	2-CROSS, Matt COLBERT, Jerrell YIGITOGLU, Samet
vs Washington St.	11/27/24	77-60	16-MILLER, Boopie	11-YIGITOGLU, Same	5-MILLER, Boopie	2-CROSS, Matt	2-HARRIS, Chuck
ALABAMA ST.	12/03/24	101-72	20-OQUENDO, Kario	10-CROSS, Matt	5-EDWARDS ,B.J. MILLER, Boopie	2-EDWARDS ,B.J.	1-COLBERT, Jerrell
VIRGINIA	12/07/24	63-51	21-OQUENDO, Kario	10-CROSS, Matt	4-MILLER, Boopie	4-EDWARDS ,B.J.	1-AMBROSE-HYLTO MILLER, Boopie
vs LSU	12/14/24	74-64	16-CROSS, Matt	16-CROSS, Matt	7-MILLER, Boopie	3-EDWARDS ,B.J.	2-YIGITOGLU, Samet
at Boston College	12/21/24	103-77	20-CROSS, Matt	8-CROSS, Matt	7-MILLER, Boopie	2-EDWARDS ,B.J.	2-COLBERT, Jerrell
LONGWOOD	12/29/24	98-82	24-MILLER, Boopie	11-TRAORE, Yohan	7-MILLER, Boopie	2-MILLER, Boopie OQUENDO, Kario EDWARDS ,B.J.	2-COLBERT, Jerrell
DUKE	01/04/25	62-89	21-MILLER, Boopie	13-YIGITOGLU, Same	5-MILLER, Boopie	1-YIGITOGLU, Samet MILLER, Boopie	1-MILLER, Boopie YIGITOGLU, Samet COLBERT, Jerrell
at North Carolina	01/07/25	67-82	18-HARRIS, Chuck	11-CROSS, Matt	3-MILLER, Boopie	2-HARRIS, Chuck MILLER, Boopie EDWARDS ,B.J. CROSS, Matt	2-COLBERT, Jerrell
GEORGIA TECH	01/11/25	93-71	21-HARRIS, Chuck	9-YIGITOGLU, Samet	9-MILLER, Boopie	6-EDWARDS ,B.J.	2-CROSS, Matt YIGITOGLU, Samet
at Virginia	01/15/25	54-52	12-MILLER, Boopie HARRIS, Chuck	6-CROSS, Matt YIGITOGLU, Samet MILLER, Boopie	4-MILLER, Boopie	2-EDWARDS ,B.J. OQUENDO, Kario	1-YIGITOGLU, Samet
at Miami (FL)	01/18/25	117-74	18-MILLER, Boopie	6-CROSS, Matt	10-MILLER, Boopie	2-HARRIS, Chuck EDWARDS ,B.J. OQUENDO, Kario MILLER, Boopie	1-MILLER, Boopie OQUENDO, Kario COLBERT, Jerrell
LOUISVILLE	01/21/25	73-98	18-CROSS, Matt	8-CROSS, Matt	4-EDWARDS ,B.J.	3-EDWARDS ,B.J.	4-YIGITOGLU, Samet
at NC State	01/25/25	63-57	20-YIGITOGLU, Same	10-CROSS, Matt	5-MILLER, Boopie	1-EDWARDS ,B.J.	1-MILLER, Boopie YIGITOGLU, Samet CROSS, Matt HARRIS, Chuck TRAORE, Yohan
CALIFORNIA	01/29/25	76-65	20-HARRIS, Chuck	14-CROSS, Matt	5-MILLER, Boopie EDWARDS ,B.J.	3-HARRIS, Chuck MILLER, Boopie	2-CROSS, Matt
STANFORD	02/01/25	85-61	17-YIGITOGLU, Same	8-CROSS, Matt	10-MILLER, Boopie	2-OQUENDO, Kario EDWARDS ,B.J.	2-MILLER, Boopie

THE STAT CREW SYSTEM
 SMU Game-by-Game Highs (as of Feb 19, 2025)
 All games

Opponent	Date	Score	Points	Rebounds	Assists	Steals	Blocked shots
at Virginia Tech	02/05/25	81-75	21-CROSS, Matt	8-EDWARDS ,B.J.	8-EDWARDS ,B.J.	YIGITOGLU, Samet 2-EDWARDS ,B.J. CROSS, Matt	1-YIGITOGLU, Samet HARRIS, Chuck
PITTSBURGH	02/11/25	83-63	17-OQUENDO, Kario YIGITOGLU, Samet	10-YIGITOGLU, Same	6-EDWARDS ,B.J.	3-MILLER, Boopie	2-EDWARDS ,B.J.
WAKE FOREST	02/15/25	66-77	15-HARRIS, Chuck	9-OQUENDO, Kario CROSS, Matt	6-HARRIS, Chuck	2-EDWARDS ,B.J.	1-YIGITOGLU, Samet CROSS, Matt AMBROSE-HYLTO
at Notre Dame	02/19/25	97-73	25-OQUENDO, Kario	9-CROSS, Matt	7-HARRIS, Chuck	3-EDWARDS ,B.J. CROSS, Matt	1-CROSS, Matt GEORGE, AJ

THE STAT CREW SYSTEM
SMU Team Game-by-Game Comparison (as of Feb 19, 2025)
All games

Opponent	1st	2nd	Score	Mar	Total FG	FG Pct	3-Pointers	3FG Pct	Free Throws	FT Pct	Rebounds	Assist	T/Over	Block	Steal	Fouls
TARLETON ST.	51/28	45/34	96-62	+34	34-63/18-49	.540/.367	11-26/6-13	.423/.462	17-22/20-24	.773/.833	35/29 +6	20/8	13/23	4/3	13/5	18/16
FLORIDA A&M	51/29	51/44	102-73	+29	35-66/22-61	.530/.361	10-24/9-28	.417/.321	22-27/20-26	.815/.769	45/34 +11	23/16	11/15	7/4	10/6	21/20
UNC GREENSBORO	41/35	40/33	81-68	+13	27-63/24-58	.429/.414	6-23/5-20	.261/.250	21-30/15-22	.700/.682	41/39 +2	15/15	11/15	2/4	9/6	18/24
Butler	33/36	37/45	70-81	(11)	26-65/25-61	.400/.410	5-15/12-26	.333/.462	13-18/19-24	.722/.792	40/39 +1	9/12	11/13	4/4	9/3	20/16
PRAIRIE VIEW	51/46	59/23	110-69	+41	37-74/23-71	.500/.324	12-25/6-31	.480/.194	24-31/17-23	.774/.739	59/33 +26	25/14	14/15	8/3	8/9	20/25
MISSISSIPPI ST.	38/33	41/51	79-84	(5)	24-47/28-68	.511/.412	8-23/9-26	.348/.346	23-34/19-25	.676/.760	33/37 (4)	16/20	13/7	5/3	5/9	22/23
California Baptist	45/32	34/45	79-77	+2	29-55/30-58	.527/.517	8-20/9-17	.400/.529	13-18/8-13	.722/.615	30/27 +3	12/17	11/9	6/3	7/6	12/12
Washington St.	27/31	50/29	77-60	+17	28-66/21-57	.424/.368	5-15/10-33	.333/.303	16-19/8-15	.842/.533	51/25 +26	12/12	9/8	3/6	4/6	14/16
ALABAMA ST.	49/39	52/33	101-72	+29	33-69/24-69	.478/.348	10-29/13-41	.345/.317	25-34/11-16	.735/.688	56/34 +22	16/11	8/8	1/6	7/4	16/25
VIRGINIA	30/28	33/23	63-51	+12	21-49/16-47	.429/.340	6-24/8-19	.250/.421	15-20/11-12	.750/.917	36/25 +11	13/11	12/14	2/2	8/8	15/19
LSU	27/33	47/31	74-64	+10	27-60/23-54	.450/.426	6-16/4-15	.375/.267	14-23/14-18	.609/.778	41/31 +10	20/14	15/17	4/4	9/10	14/18
Boston College	47/40	56/37	103-77	+26	38-59/23-61	.644/.377	11-16/7-18	.688/.389	16-20/24-33	.800/.727	31/35 (4)	15/9	10/16	3/2	6/5	20/17
LONGWOOD	45/43	53/39	98-82	+16	31-50/34-72	.620/.472	10-20/4-14	.500/.286	26-31/10-14	.839/.714	33/30 +3	18/21	20/13	4/1	7/10	14/21
DUKE	32/41	30/48	62-89	(27)	23-67/33-62	.343/.532	5-21/11-27	.238/.407	11-25/12-16	.440/.750	41/42 (1)	14/22	7/7	3/7	2/3	13/19
North Carolina	24/39	43/43	67-82	(15)	23-69/27-57	.333/.474	4-18/11-22	.222/.500	17-21/17-24	.810/.708	41/39 +2	7/17	11/14	4/7	11/8	15/18
GEORGIA TECH	50/19	43/52	93-71	+22	35-70/27-59	.500/.458	14-28/9-23	.500/.391	9-15/8-14	.600/.571	37/37 -	25/22	10/22	5/5	15/2	17/16
Virginia	27/25	27/27	54-52	+2	23-53/18-52	.434/.346	5-21/4-26	.238/.154	3-7/12-15	.429/.800	39/30 +9	12/15	12/8	1/4	6/8	17/14
Miami (FL)	60/26	57/48	117-74	+43	45-65/26-56	.692/.464	14-25/4-14	.560/.286	13-17/18-22	.765/.818	36/18 +18	28/10	8/12	3/3	10/6	15/11
LOUISVILLE	27/50	46/48	73-98	(25)	23-57/31-67	.404/.463	6-18/19-42	.333/.452	21-24/17-19	.875/.895	33/41 (8)	13/27	11/7	5/4	5/3	19/21
NC State	34/26	29/31	63-57	+6	23-53/19-65	.434/.292	6-16/4-24	.375/.167	11-12/15-18	.917/.833	43/35 +8	12/9	15/6	5/7	1/9	14/14
CALIFORNIA	39/29	37/36	76-65	+11	27-60/23-67	.450/.343	6-20/5-25	.300/.200	16-19/14-21	.842/.667	47/36 +11	15/14	16/11	5/1	10/8	17/18
STANFORD	45/25	40/36	85-61	+24	31-58/23-69	.534/.333	12-24/6-27	.500/.222	11-18/9-10	.611/.900	34/43 (9)	20/14	10/14	5/4	10/8	14/15
Virginia Tech	35/35	46/40	81-75	+6	29-61/27-59	.475/.458	10-22/8-25	.455/.320	13-18/13-17	.722/.765	32/37 (5)	16/16	6/10	2/6	6/3	18/16
PITTSBURGH	43/27	40/36	83-63	+20	29-52/21-66	.558/.318	10-20/9-35	.500/.257	15-23/12-15	.652/.800	40/35 +5	18/16	15/12	3/4	9/9	18/20
WAKE FOREST	34/32	32/45	66-77	(11)	22-61/24-54	.361/.444	8-35/7-23	.229/.304	14-22/22-30	.636/.733	38/38 -	17/15	10/9	3/3	6/5	19/18
Notre Dame	50/25	47/48	97-73	+24	34-58/23-55	.586/.418	8-20/10-31	.400/.323	21-27/17-25	.778/.680	43/20 +23	17/14	13/12	2/1	10/5	19/21

Note: Game totals are displayed in the format TEAM/OPPONENT for each category



2024-25 SMU Men's Basketball Combined Team Statistics In Conference games

Game Records

Record	Overall	Home	Away	Neutral
ALL GAMES	11-4	5-3	6-1	0-0
CONFERENCE	11-4	5-3	6-1	0-0
NON-CONFERENCE	0-0	0-0	0-0	0-0

Score by Periods

Team	1st	2nd	OT	TOT
SMU	577	606	0	1183
Opponents	467	598	0	1065

Team Box Score

No.	Player	Total					3-Point		F-Throw		Rebounds				PF DQ A TO BLK STL PTS AVG							
		GP-GS	MIN	AVG	FG-FGA	FG%	3FG-3FGA	3FG%	FT-FTA	FT%	OFF	DEF	TOT	AVG	PF	DQ	A	TO	BLK	STL	PTS	AVG
33	CROSS, Matt	15-15	456:03	30.4	70-141	.496	29-72	.403	28-40	.700	36	90	126	8.4	30	0	29	27	8	15	197	13.1
3	HARRIS, Chuck	15-10	421:00	28.1	64-149	.430	36-88	.409	23-26	.885	8	31	39	2.6	37	0	36	24	3	13	187	12.5
8	OQUENDO, Kario	15-2	350:48	23.4	54-110	.491	26-64	.406	41-48	.854	6	43	49	3.3	24	0	16	9	3	11	175	11.7
2	MILLER, Boopie	13-13	377:10	29.0	53-138	.384	16-38	.421	27-33	.818	3	33	36	2.8	24	0	71	25	7	21	149	11.5
24	YIGITOGU, Samet	14-14	361:11	25.8	64-113	.566	1-4	.250	28-52	.538	35	56	91	6.5	42	0	13	24	14	11	157	11.2
0	EDWARDS, B.J.	15-15	453:13	30.2	55-117	.470	10-36	.278	29-36	.806	16	52	68	4.5	20	0	57	23	2	34	149	9.9
21	TRAORE, Yohan	12-5	161:37	13.5	21-44	.477	4-10	.400	8-14	.571	11	17	28	2.3	17	0	5	4	3	0	54	4.5
22	AMBROSE-HYLTON, Keon	15-0	160:54	10.7	20-38	.526	0-6	.000	3-10	.300	14	20	34	2.3	14	0	6	7	2	2	43	2.9
10	GEORGE, AJ	9-0	46:27	5.2	7-8	.875	0-1	.000	9-12	.750	3	3	6	0.7	6	0	1	2	1	2	23	2.6
20	COLBERT, Jerrell	15-0	124:27	8.3	12-20	.600	0-0	.000	9-15	.600	13	14	27	1.8	24	1	5	13	8	4	33	2.2
5	GORENER, Tibet	14-1	83:12	5.9	5-12	.417	2-7	.286	1-2	.500	1	5	6	0.4	12	0	3	2	0	2	13	0.9
35	YOUNG, Jackson	4-0	02:44	0.7	1-2	.500	1-2	.500	0-0	.000	0	0	0	0.0	0	0	0	0	0	0	3	0.8
31	UTTER, Trey	2-0	01:12	0.6	0-0	.000	0-0	.000	0-0	.000	0	0	0	0.0	0	0	0	0	0	0	0	0.0
Team											35	26	61					6				
Total		15	3000		426-892	.478	125-328	.381	206-288	.715	181	390	571	38.1	250	1	242	166	51	115	1183	78.9
Opponents		15	3000		361-896	.403	122-380	.321	221-291	.759	179	332	511	34.1	257	5	231	174	60	90	1065	71.0

Team Statistics

	SMU	OPP
Scoring	1183	1065
Points per game	78.9	71.0
Scoring margin	+7.9	-
Field goals-att	426-892	361-896
Field goal pct	.478	.403
3 point fg-att	125-328	122-380
3-point FG pct	.381	.321
3-pt FG made per game	8.3	8.1
Free throws-att	206-288	221-291
Free throw pct	.715	.759
F-Throws made per game	13.7	14.7
Rebounds	571	511
Rebounds per game	38.1	34.1
Rebounding margin	+4.0	-
Assists	242	231
Assists per game	16.1	15.4
Turnovers	166	174
Turnovers per game	11.1	11.6
Turnover margin	+0.5	-
Assist/turnover ratio	1.5	1.3
Steals	115	90
Steals per game	7.7	6.0
Blocks	51	60
Blocks per game	3.4	4.0
Winning streak	1	-
Home win streak	0	-
Attendance	48116	67223
Home games-Avg/Game	8-6015	7-9603
Neutral site-Avg/Game	-	0-0

Team Results

Date	Opponent		Score	Att.
12/07/2024	Virginia	W	63-51	5189
12/21/2024	at Boston College	W	103-77	4168
01/04/2025	Duke	L	62-89	7105
01/07/2025	at North Carolina	L	67-82	19594
01/11/2025	Georgia Tech	W	93-71	5526
01/15/2025	at Virginia	W	54-52	13554
01/18/2025	at Miami (FL)	W	117-74	3922
01/21/2025	Louisville	L	73-98	6135
01/25/2025	at NC State	W	63-57	12728
01/29/2025	California	W	76-65	5602
02/01/2025	Stanford	W	85-61	6176
02/05/2025	at Virginia Tech	W	81-75	8925
02/11/2025	Pittsburgh	W	83-63	5525
02/15/2025	Wake Forest	L	66-77	6858
02/19/2025	at Notre Dame	W	97-73	4332

