



CAROLINA™



7 NATIONAL CHAMPIONSHIPS • 21 FINAL FOURS • 133 NCAA TOURNAMENT WINS
33 ACC REGULAR-SEASON CHAMPIONSHIPS • 18 ACC TOURNAMENT CHAMPIONSHIPS • 14 NAISMITH HALL OF FAMERS

2024-25 SCHEDULE 14-10, 7-5 ACC

(9-2 Home, 3-5 Away, 2-3 Neutral)

NOVEMBER (AP rankings)

4	Elon (9/-)	W, 90-76	ACCN
8	at Kansas (9/1)	L, 89-92	ESPN2
15	American (10/-)	W, 107-55	ACCN
22	at Hawai'i (10/-)	W, 87-69	ESPN2
Maui Invitational, Lahaina, Maui, Hawai'i			
25	vs. Dayton (12/-)	W, 92-90	ESPN2
26	vs. Auburn (12/4)	L, 72-85	ESPN
27	vs. Michigan State (12/-)	L, 91-94 (ot)	ESPN/2

DECEMBER

ACC-SEC Challenge

4	Alabama (20/10)	L, 79-94	ESPN
7	Georgia Tech (20/-)	W, 68-65	ACCN
14	La Salle (-/-)	W, 93-67	The CW

Jumpman Invitational, Charlotte, N.C.

17	vs. Florida (-/7)	L, 84-90	ESPN
----	-------------------	----------	------

CBS Sports Classic, New York, N.Y.

21	vs. UCLA (-/18)	W, 76-74	CBS
29	Campbell (-/-)	W, 97-81	ACCN

JANUARY

1	at Louisville (-/-)	L, 70-83	ACCN
4	at Notre Dame (-/-)	W, 74-73	CBS
7	SMU (-/-)	W, 82-67	ACCN
11	at NC State (-/-)	W, 63-61	ACCN
15	Cal (-/-)	W, 79-53	ACCN
18	Stanford (-/-)	L, 71-72	The CW
21	at Wake Forest (-/-)	L, 66-67	ESPN
25	Boston College (-/-)	W, 102-96 (ot)	The CW
28	at Pitt (-/-)	L, 65-73	ESPN

FEBRUARY

1	at Duke (-/2)	L, 70-87	ESPN
8	Pitt (-/-)	W, 67-66	ESPNU
10	at Clemson	7 p.m.	ESPN
15	at Syracuse	6 p.m.	ESPN
19	NC State	7 p.m.	ESPN/2
22	Virginia	4 p.m.	ESPN
24	at Florida State	7 p.m.	ESPN

MARCH

1	Miami	Noon	ESPN/2
4	at Virginia Tech	7 p.m.	ESPN/2/U
8	Duke	6:30 p.m.	ESPN

ACC Tournament, Charlotte, N.C.

11-15

All times Eastern

TELEVISION

ESPN: Dave O'Brien, Cory Alexander

RADIO

Tar Heel Sports Network: Jones Angell, Tyler Hansbrough, Adam Lucas, Dave Nathan

For in-game and postgame notes, follow the men's basketball stats X at @UNCMBBStats

GAME 25 at Clemson Monday, February 10, 2025 7 p.m. ESPN Littlejohn Coliseum Clemson, S.C.

- Carolina begins a two-game road trip Monday at 7 p.m. at Clemson. This is the third of four away games in a five-game stretch that will culminate Saturday at Syracuse.
- The Tar Heels are 14-10 overall, 7-5 in the ACC.
- The Tigers defeated second-ranked Duke, 77-71, on Saturday, which was the Blue Devils' first loss in league play. Clemson is 11-2 in the ACC.
- Carolina is 3-5 on the road, including three straight losses at Wake Forest, Pitt and Duke.
- Clemson is 12-2 at home, including overtime losses to Memphis and Georgia Tech (triple overtime). The Tigers have played four overtime games this season.
- This is the first of two Saturday-Monday turn-arounds for the Tar Heels (also February 22 vs. Virginia and February 24 at Florida State).
- Carolina defeated Pitt, 67-66, on Saturday in the Smith Center. RJ Davis gave the Tar Heels the lead with a jumper with 51 seconds to play and UNC held on when Ishmael Leggett's 14-footer rimmed out at the buzzer.
- It was Carolina's second one-point win of the season (Notre Dame) and its fourth one-point game in ACC play this season (losses to Stanford and Wake Forest). Per Rob Daniels, Carolina is the first team to have four games decided by a point in its first dozen ACC games since Georgia Tech in 1983-84 (and NC State in 1971-72 is the only other ACC team to do that).
- Davis led Carolina with 18 points. He was 6 for 12 from the floor, 3 for 5 from three, and had three assists and zero turnovers. Davis has

STATISTICAL COMPARISON

	UNC All Games/ACC	Clemson All Games/ACC
Record	14-10, 7-5	19-5, 11-2
Points/Game	80.6/73.1	77.3/75.5
Scoring Defense	76.3/71.9	67.3/66.8
Scoring Margin	+4.3/1.2	+10.0/8.7
FG%	.470/.456	.467/.471
3FG%	.327/.325	.384/.384
3FGs/Game	7.3/6.5	9.0/8.9
FT%	.743/.750	.770/.787
FG% Defense	.427/.415	.430/.434
3FG% Defense	.337/.309	.336/.332
Oppt 3FGs/Game	8.2/6.8	7.5/7.3
Rebounds/Game	37.0/36.3	35.1/33.5
Offensive Rebs/Game	9.5/9.0	11.0/10.0
Rebound Margin	+2.1/2.3	+2.6/1.2
Assists/Game	14.3/13.9	14.3/14.0
Turnovers/Game	11.0/11.4	10.5/10.1
Assists/Turnovers	1.3/1.2	1.4/1.4
Turnovers Forced/Game	10.9/10.1	13.3/12.5

KenPom.com (as of Sunday, February 9)

	41	29
Overall Ranking	41	29
Offensive Efficiency	116.2 (44)	119.0 (21)
Defensive Efficiency	99.4 (52)	97.9 (42)
Effective FG Pct.	52.9 (83)	54.3 (55)
Turnover Pct.	15.1 (37)	15.6 (59)
Offensive Rebound Pct.	27.8 (151)	33.2 (79)
FTA/FGA	35.9 (126)	28.8 (304)
Strength of Schedule	11	63

	14 Wins	10 Losses
Points Per Game	84.1	75.7
Oppt Points Per Game	70.9	83.7
FG%	.495	.437
Oppt FG%	.399	.467
3FG%	.357	.286
Oppt 3FG%	.347	.324
3FGs Per Game	7.8	6.5
Oppt 3FGs Per Game	8.4	7.8
FT%	.738	.753
Fts Made/Attempted	17.3-23.4	14.0-18.6
Oppt FT%	.728	.770
Oppt Fts Made/Attempted	12.1-16.6	17.7-23.0
Rebound Margin	+5.1	-2.1
Assists/Turnovers	216/152 (1.4)	128/111 (1.2)
Oppt A/T/O	169/164 (1.0)	149/98 (1.5)

PREVIOUS GAME STARTERS



Elliot Cadeau
No. 3
6-1, Soph, G
W. Orange, N.J.

leads UNC in assists with 6.0 per game



RJ Davis
No. 4
6-0, Grad, G
White Plains, N.Y.

2nd at UNC, seventh in ACC all-time scoring 2,505 points



Ian Jackson
No. 11
6-4, Fr, G
The Bronx, N.Y.

tied for the team lead with seven 20-point games



Seth Trimble
No. 7
6-3, Jr, G
Menomonee Falls, Wis.

leads UNC in rebound average (5.4) and double-doubles (3)



Ven-Allen Lubin
No. 22
6-8, Jr, F
Orlando, Fla.

season-high 17 points vs. Pitt



2024-25 NOTES



led UNC in scoring in each of the last six games and is 36 for 77 from the floor (46.8%) and 16 of 34 from three (47.1%) in those games.

- The Tar Heels beat the Panthers despite getting a combined two field goals from Elliot Cadeau, Ian Jackson and Jalen Washington (both by Cadeau, which came late in the game and tied the score at both 58 and 60).
- Ven-Allen Lubin scored nine straight points to give Carolina a 12-3 lead and finished 8 for 12 from the floor and scored a season-high 17 points.
- Seth Trimble (15 points) pulled down a game-high seven rebounds (including two he put back for second-chance buckets) and hit two three-pointers. It was the first time he made multiple threes since November 26.
- Drake Powell hit a pair of late threes – which tied the game at 51 and gave Carolina a 56-55 lead – the first time he hit multiple threes since January 7.
- A significant key to the win was the improvement in taking care of the ball. Two games ago in the loss at Pitt, Carolina committed 14 turnovers the Panthers converted into 22 points (there was an 18-point margin in points off turnovers). On Saturday, the Tar Heels committed six turnovers (only two in the second half) that led to six Pitt points. Carolina was a plus-seven in points off turnovers.
- Carolina is 10-4 this season when it scores more points off turnovers and 4-6 when the opponents score more points off turnovers.
- **More notes and details on the UNC-Pitt game on pages 35-36.**
- Pitt led 60-58 with 5:00 to play. That marked the 12th time in 24 games this season the margin was within five points with 5:00 to play. UNC has led by five or fewer points three times (beat Georgia Tech and lost to Kansas and Stanford) and trailed by five or fewer points eight times (beat Dayton, UCLA, Notre Dame, Boston College and Pitt and lost at Louisville, at Wake Forest and at Pitt). The score was tied once (in the loss to Florida).
- In all games, Carolina is second in the ACC in scoring at 80.6 points per game, trailing only SMU in scoring average. However, in ACC play the Tar Heels are seventh in the conference in scoring offense (73.1 ppg). Carolina is also ninth in points allowed (71.9 ppg) in league play.
- The 67-66 win over Pitt fourth time in 12 ACC games both teams scored in the 60s (68-65 win over Georgia Tech, 63-61 win at NC State and 67-66 loss at Wake Forest). Take out the 102-96 overtime win over Boston College and the Tar Heels are averaging 70.5 points and allowing only 69.7 points per game in ACC play.
- In 12 ACC games, the Tar Heel defense has held the opponents to just 41.5% shooting from the floor, which is fourth best in the league behind Wake Forest, SMU and Duke.
- Carolina attempted more free throws in nine of the first 13 games this season. In the last 11 games, the opponents have shot more free throws seven times (UNC is 3-4 in those games). The Tar Heels have shot more free throws in four of the last 11 games – wins over SMU, Cal and Boston College and a loss to Stanford).



Seth Trimble scored 15 points and grabbed a game-high seven rebounds in Carolina's 67-66 win over Pitt. It was the Tar Heels' sixth one-possession win of the season.

- Seth Trimble, a 6-3 guard, leads the Tar Heels in rebounding at 5.4 per game. He is on pace to become the shortest player to lead the Tar Heels in rebounding average since at least 1950. Bud Maddie (1952-53) and Larry Miller (1965-66) were both listed at 6-4.
- Trimble has three point/rebound double-doubles this season (27 points and 10 rebounds vs. Dayton, 18 and 12 vs. Boston College and 10 and 12 at Pitt).

CAROLINA-CLEMSON

- Carolina is 136-24 all-time against the Tigers, including 42-18 at Clemson and 31-15 in Littlejohn Coliseum.
- The teams have split the last six games.
- Last season was the first time the teams ever won on each other's home court in the same season. Carolina beat the Tigers, 65-55, at Clemson on January 6 and a month later the Tigers returned the favor with an 80-76 win in Chapel Hill.
- In the win at Clemson, RJ Davis and Armando Bacot shared team scoring honors with 14 points apiece. The Tigers made just 1 of 18 three-pointers and their 55 points were a season low. The teams combined for zero fastbreak points.
- At UNC, Clemson went on an early 13-0 run, led by as many as 16 in the first half and made 11 three-pointers, 10 more than it made in Carolina's win a month earlier. Bacot had 24 points and 13 rebounds and Davis scored 22 points with five assists. He was 5 for 12 from three. It was Carolina's only home loss last season.

TABLE OF CONTENTS

page(s)

UNC vs. the ACC	3
UNC-Clemson All-Time Scores	5-6
ACC/NCAA Stat Rankings	7
UNC All-Time Stats, Historical Facts	7
UNC's Record When...	7
Roster	8
Schedule	9
Head Coach Hubert Davis	10-11
No. 0 – Ty Claude	12
No. 2 – James Brown	13
No. 3 – Elliot Cadeau	14
No. 4 – RJ Davis	15-17
RJ Davis in the Record Books	18
No. 5 – Cade Tyson	19
No. 7 – Seth Trimble	20
No. 9 – Drake Powell	21
No. 11 – Ian Jackson	22
No. 13 – Jalen Washington	23
No. 22 – Ven-Allen Lubin	24
No. 24 – Jae'Lyn Withers	25
Walk-on Bios	26
Career Highs	27
Postgame Notes	28-36
Game-by-Game Team Stats	37
Season Highs and Lows	38
Hubert Davis Era Highs and Lows	39
Miscellaneous Stats	40
Plus/Minus	41
Specialty Stats/Starters	42
Last Time It Happened	43-48
Box Scores	49-54
Carolina Basketball History, All-Time Scorers	55
Carolina Basketball History By the Numbers	56-57
Tar Heels in the AP Poll History	58
Single-Game UNC & Player Records	59-60
2024-25 Photo Roster	61
Media Information	62
2024-25 Statistics	63-64

CLOSE CALLS

- Including the 67-66 win over Pitt on Saturday, the Tar Heels have played 10 one-possession games (decided by one, two or three points) this season. Those are the most played by the Tar Heels in a season in the three-point era, which began in 1986-87. The 2010-11 team played nine one-possession games and won eight.
- The Tar Heels' six one-possession wins this season are the second most in the three-point era. UNC won eight in 2010-11, six this season and five in 1998-99 (5-3), 2002-03 (5-2) and 2016-17 (5-1).
- The losses to Stanford and Wake Forest were just the fourth time ever Carolina lost by a point in back-to-back games. The other instances include the 1929-30 season (Loyola Chicago and Duke), 1940-41 (Fordham and St. Joseph's) and 1967-68 (South Carolina and Duke).

SCHEDULE

- Carolina's strength of schedule is No. 11 in the country overall (seventh in non-conference games).
- Carolina's opponents collectively have the eighth-best offensive efficiency and 19th-best defensive efficiency in the nation.
- The Tar Heels have played three of the top five, four of the top 10 and five of the top 11 teams in the February 3 Associated Press poll.
- Carolina has already played No. 1 Auburn, No. 2 Duke, No. 3 Alabama, No. 6 Florida, No. 9 Michigan State, No. 14 Kentucky and No. 16

POINTS PER 100 POSSESSIONS

Opponent	Offensive Efficiency	Defensive Efficiency	Net
Elon, W	120.6	101.8	20.5
at Kansas, L	115.0	118.9	-3.9
American, W	144.2	74.1	70.1
at Hawai'i, W	127.4	101.1	26.3
vs. Dayton, W	118.5	115.9	2.6
vs. Auburn L	97.2	114.8	-17.6
vs. Michigan State, L	114.0	117.7	-3.7
Alabama, L	94.7	112.7	-18.0
Georgia Tech, W	89.2	85.3	3.9
La Salle, W	121.5	87.5	34.0
vs. Florida, L	107.1	114.8	-7.7
vs. UCLA, W	105.5	102.7	2.8
Campbell, W	136.6	114.1	22.5
at Louisville, L	93.0	110.3	-17.3
at Notre Dame, W	109.2	107.7	1.5
SMU, W	109.1	89.1	20.0
at NC State, W	99.6	96.4	3.2
Cal, W	110.1	73.8	36.3
Stanford, L	106.7	108.2	-1.5
at Wake Forest, L	90.7	92.0	-1.3
Boston College, W	135.7	127.7	8.0
at Pitt, L	98.7	110.8	-12.1
at Duke, L	108.1	134.3	-26.2
Pitt, W	106.6	105.0	1.6

Kansas.

• Carolina is No. 41 overall in KenPom and 45th in the NET.

SCORING EFFICIENCY

- The Tar Heels are 40th in the country in scoring at 80.6 points per game and 295th in scoring defense (76.3).
- Factoring in pace of play and the number of possessions, Carolina is 44th in the country in offensive efficiency and 52nd in defensive efficiency.

- The Tar Heels are 9-1 this season when holding opponents below 105 points per 100 possessions. Wake Forest (92.0 ppp) is the only team to beat UNC despite scoring fewer than 105 points per 100 possessions.
- Carolina is shooting 55.4% from two-point range, its highest two-point percentage since the 1997-98 ACC champion and NCAA East Regional champion Tar Heels shot 56.5% from two-point range.
- The Tar Heels are shooting 32.7% from three, the fourth-lowest percentage in UNC history.
- Carolina is 12-4 this season when it makes 30% or better from three-point range and 2-6 (wins over Georgia Tech and Notre Dame) when it makes less than 30% of its three-point attempts.
- The Tar Heels made 27 of 93 (29%) from three-point range in their last four losses. Saturday in the win over Pitt, Carolina hit 46.7% from three (7 of 15). The 15 attempts were its fewest since the Cal game on January 15 (attempted 14 in a 26-point win over the Bears).

WINS AND LOSSES

- In Carolina's 14 wins the Tar Heels are shooting 9.6% higher from the floor than their opponents (49.5 to 39.9%). In the losses, the opponents are out-shooting the Tar Heels 46.7 to 43.7%.
- The opponents average 83.7 points in UNC's losses and just 70.9 in the Tar Heels' wins.
- Carolina is plus 5.1 rebounds per game in its wins and minus 2.1 per game on the boards in the losses. The opponents have out-rebounded the Tar Heels in six of the 10 losses.
- Carolina is shooting 35.7% from three in its wins and 28.6% in the losses.



RJ Davis hit the winning basket with 51 seconds to play against Pitt. Davis became the seventh player in ACC history to score 2,500 points.

- RJ Davis averages 17.6 points in Carolina's victories and 17.1 in the losses.
- Carolina is 7-3 when it makes the same number or more three-pointers and is 7-7 when the opponents make more 3FGs.
- The Tar Heels are 9-4 when they attempt 20 or more free throws and 5-6 when attempting fewer than 20.
- UNC is 8-2 when it makes more free throws (losses to Kansas and Stanford) and 6-8 when making an equal amount or fewer free throws.

TAR HEELS VS. THE ACC

Opponent	ACC Years	All Games		As ACC Member		Home		Smith Center		Away		Neutral		ACC Tourn	Strk	Last 10	
		W-L	Pct	W-L	Pct	W-L	Pct	W-L	Pct	W-L	Pct	W-L	Pct				
Boston College (Conte Forum)	2005- (19)	24-6	.800	22-5	.815	9-3	.750	9-3	.750	10-1	.909	5-2	.714	3-1	.750	W5	9-1
Cal (Haas Pavilion [named Harmon Gym when UNC played there in 1972-73])	first	5-1	.833	1-0	1.000	3-0	1.000	2-0	1.000	1-1	.500	1-0	1.000	-		W1	5-1
Clemson (Littlejohn Coliseum)	1953- (71)	136-24	.850	121-22	.846	60-2	.968	29-2	.935	42-18	.700	34-4	.895	15-1	.938	L1	6-4
Duke (Cameron Indoor Stadium)	1953- (71)	145-118	.551	100-83	.546	66-39	.629	21-18	.538	51-57	.472	28-22	.560	9-14	.391	L1	6-4
Florida State (Tucker Center)	1991- (33)	53-16	.768	43-15	.741	24-4	.857	21-4	.840	19-8	.704	13-4	.765	6-3	.667	W5	7-3
Georgia Tech (Alexander Memorial Coliseum/McCamish Pavilion)	1979- (45)	73-28	.723	59-26	.694	33-6	.846	28-5	.848	23-16	.590	17-6	.739	4-5	.444	W1	6-4
Louisville (KFC Yum! Center)	2014- (10)	20-8	.714	11-5	.688	6-1	.857	6-1	.857	4-6	.400	10-1	.909	2-0	1.000	L1	7-3
Miami (Watsco Center)	2004- (20)	28-10	.737	21-9	.700	13-5	.722	13-5	.722	11-4	.733	4-1	.800	3-1	.750	W2	7-3
NC State (Entertainment Sports Arena/RBC Center/PNC Arena/Lenovo Center)	1953- (71)	167-81	.673	120-51	.702	82-23	.781	31-7	.816	70-48	.593	15-10	.600	12-5	.706	W1	7-3
Notre Dame (Joyce Center)	2013- (11)	31-9	.775	15-5	.750	10-1	.909	9-1	.900	7-4	.636	14-4	.778	2-1	.667	W3	8-2
Pitt (Petersen Center)	2013- (11)	18-9	.667	11-8	.579	8-3	.727	7-3	.700	7-4	.636	3-2	.600	2-1	.667	L1	4-6
SMU (Moody Coliseum)	first	3-1	.750	1-0	1.000	2-0	1.000	2-0	1.000	1-0	1.000	0-1	.000	-		W3	3-1
Stanford (Maples Pavilion)	first	13-1	.929	0-1	.000	3-1	.750	2-1	.667	2-0	1.000	8-0	1.000	-		L	9-1
Syracuse (Carrier/JMA Wireless Dome)	2013- (11)	17-7	.708	13-4	.765	7-0	1.000	7-0	1.000	5-3	.625	5-4	.556	1-1	.500	L1	7-3
Virginia (John Paul Jones Arena)	1953- (71)	135-62	.685	107-43	.713	68-9	.883	26-6	.813	45-38	.542	22-15	.595	14-5	.737	W1	4-6
Virginia Tech (Cassell Coliseum)	2004- (20)	73-17	.811	20-7	.741	34-6	.850	9-1	.900	22-7	.759	17-4	.810	4-1	.800	W1	6-4
Wake Forest (Lawrence Joel Veterans Memorial Coliseum)	1953- (71)	165-70	.702	107-49	.686	81-18	.818	26-5	.839	55-35	.611	29-17	.630	13-8	.619	W1	6-4

NCAA Tournament: Boston College (UNC leads 2-1), California (1-0), Duke (1-0), Florida State (0-1), Louisville (2-1), Notre Dame (4-0), Pitt (1-1), Stanford (1-0), Syracuse (2-2), Virginia (1-0)



Drake Powell hit a pair of second-half three-pointers vs. Pitt and finished with 10 points, the sixth time he has scored in double figures.

CAROLINA BASKETBALL

- This is the 115th season of Carolina Basketball.
- The Tar Heels have won seven national championships (six NCAA Tournament titles), played in a record 21 Final Fours, won a record 133 NCAA Tournament games, played in the NCAA Tournament 53 times, been a No. 1 seed a record 18 times, won a record 33 regular-season ACC titles, won 18 ACC Tournament championships and have had 10 former players inducted in the Naismith Hall of Fame.
- Carolina has the second-highest winning percentage (.733) and third-most wins (2,386) in college basketball history.
- The Tar Heels are led by Hubert Davis, in his fourth season as head coach at his alma mater. The 2022 National Coach-of-the-Year winner and 2024 Atlantic Coast Conference Coach of the Year has led UNC to a 92-41 record.
- Davis is 50-22 in regular season ACC games.
- Davis' 78 wins through 2023-24 were the second most by a Carolina head coach and fourth most ever at a Power 4 Conference program after three years as a head coach.
- Carolina is the only major program in the country whose six coaches all played at their alma mater. Davis played for Hall of Famer Dean Smith from 1988-92. Jeff Lebo (1985-89) and Pat Sullivan (1990-95) also played at UNC for Smith, Brad Frederick played for Smith and Bill Guthridge (1996-99) and Sean May (2002-05) and Marcus Paige (2012-16) played for Hall of Famer Roy Williams.
- Vince Carter and Water Davis were inducted in the Naismith Hall of Fame in Springfield, Mass., in October. They are the 13th and 14th Tar Heels inducted, the second most among all college basketball programs (Kansas).
- They were the seventh and eighth inducted as players, which is more than any other college's alumni in the Hall's history.
- They were the ninth and 10th individuals who played collegiately for Dean Smith. No other coach has more former players inducted in the Naismith Hall of Fame.
- Lennie Rosenbluth is one of eight honorees in the Collegiate Basketball Hall of Fame Class of

2024. Rosenbluth, star forward on the 1957 undefeated NCAA championship team, will become the 15th Tar Heel player or coach inducted in the Collegiate Basketball Hall of Fame.

TAR HEELS AND THE ACC

- Carolina is a charter member of the Atlantic Coast Conference.
- This is the 72nd season of ACC men's basketball.
- UNC has won the regular-season championship 33 times, including the 2023-24 season, when the Tar Heels went 17-3 to win the title outright for the 22nd time. Duke is second with 20 regular-season titles.
- The Tar Heels are 765-318 all-time in ACC regular-season play. The 765 wins are the most by any team.
- RJ Davis was the 2024 ACC Player of the Year and Hubert Davis was the Coach of the Year.
- Davis is the first Player of the Year to return the following season since UNC's Tyler Hansbrough won the award in 2008 and came back for his senior season in 2009, when he led the Tar Heels to an NCAA title.

MORE MILESTONES FOR RJ

- RJ Davis, Duke's Cooper Flagg and Pitt's Jaland Lowe are the only players in the top 10 in the ACC in both scoring and assists.
- Davis leads Carolina and is ninth in the ACC in scoring at 17.4 points per game and is ninth in the league in assists at 3.8 per game.
- Davis has played in 162 games over five seasons. He is second in games by a Tar Heel behind Armando Bacot's ACC-record 169. Davis and Bacot played five seasons due to Covid-19.
- The White Plains, N.Y., native is averaging a career-high 3.8 assists this season. His previous season bests were 3.6 per game in 2021-22 and 3.5 last season.
- Davis scored 21 points at Wake Forest and 22 in the OT win over Boston College, when he scored seven points in the extra period. He has 42 career 20-point games. The Tar Heels are 32-10 when he scores at least 20 and 13-5 when he drops 25 or more.
- Davis is Carolina's all-time leader and is ninth in ACC history with 325 three-pointers. Randolph Childress (Wake Forest) is eighth with 329.
- Davis is averaging 14.2 field goal attempts per game this season. Last year, he averaged 16.4. He is attempting 6.7 threes per game (7.7 per game last season).
- Davis is the second-leading scorer in Carolina history with 2,505 points. He passed Armando Bacot, who also played in five seasons, for second place in the win at Notre Dame on January 4.
- Davis is seventh in ACC scoring. Virginia's Bryant Stith is sixth (2,516).
- He has the highest free throw percentage ever by a Tar Heel (86.0%).
- Davis' 29-point outing vs. Florida on December 17 made him the highest scoring guard in Carolina history, eclipsing the mark held by Phil Ford.

POINTS – CAREER, UNC

Player	Years	Points
Tyler Hansbrough	2005-09	2,872
RJ Davis	2020-	2,505
Armando Bacot	2019-24	2,347
Phil Ford	1974-78	2,290
Sam Perkins	1980-84	2,145

- Davis' career scoring average is 15.5, the eighth-highest by a Tar Heel guard.
- Last year, Davis became the 19th Tar Heel to earn consensus first-team All-America honors. Those 19 players have won consensus first-team All-America honors a total of 28 times.
- Davis joined Lennie Rosenbluth in 1957, Phil Ford in 1978, Michael Jordan in 1983 and 1984, Kenny Smith in 1987, Jerry Stackhouse in 1995, Antawn Jamison in 1998, Joseph Forte in 2001 and Tyler Hansbrough in 2008 and 2009 as the only Tar Heels to make first-team All-America on each of the teams the NCAA recognizes to determine consensus first-team All-America.

SMITH CENTER

- This is the 40th season the Tar Heels are playing in the Dean E. Smith Center.
- Carolina is 9-2 in the Smith Center this season and 486-89 (.845) all-time.
- The Tar Heels are 254-70 against ACC opponents in the Smith Center.

NOVEMBER SIGNEES

- Carolina signed Isaiah Denis of Concord, N.C., and Derek Dixon of Vienna, Va.
- Denis is a 6-5 guard at Davidson Day High School in Davidson, N.C. His parents are Nancy Denis and Frantz Denis, and he plays AAU for CP3.
- Dixon, the son of John and Kari Dixon, is a 6-3 guard at Gonzaga College High School in Washington, D.C. He also plays AAU for Team Takeover.



ALL-TIME SCORES VS. CLEMSON



UNC LEADS, 136-24

Date	W-L	NC	CU	Site	Rank	Date	W-L	NC	CU	Site	Rank
1-15-26	W	50	20	home, Indoor Athletic Court	— HS	1-28-81	W	61	47	away, Littlejohn Coliseum	12/- DES
2-26-26	W	52	21	Atlanta, Municipal Auditorium, SoCon	— HS	2-21-81	W	75	61	home, Carmichael	13/- DES
1-3-34	W	38	26	home, Indoor Athletic Court	— GS	1-27-82	W	77	72	home, Carmichael	2/- DES
1-3-36	W	24	23	home, Indoor Athletic Court	— WS	2-20-82	W	55	49	away, Littlejohn Coliseum	2/- DES
2-24-36	W (ot)	35	34	away, Clemson Field House	— WS	2-2-83	W	84	81	away, Littlejohn Coliseum	1/- DES
2-1-38	W	44	34	home, Indoor Athletic Court	— WS	2-27-83	W	93	80	home, Carmichael	11/- DES
3-1-39	L	43	44	Raleigh, Mem. Auditorium, SoCon	— WS	3-11-83	W	105	79	Atlanta, Omni, ACC	5/- DES
2-3-40	W	39	31	away, Clemson Field House	— BL	2-1-84	W	97	75	Greensboro Coliseum	1/- DES
2-19-40	W	47	30	home, Woollen Gym	— BL	2-26-84	W	82	71	away, Littlejohn Coliseum	1/- DES
2-29-40	W	50	41	Raleigh, Mem. Auditorium, SoCon	— BL	3-9-84	W	78	66	Greensboro Coliseum, ACC	1/- DES
2-10-41	W	76	53	home, Woollen Gym	— BL	1-30-85	L	50	52	away, Littlejohn Coliseum	11/- DES
1-16-42	W	54	34	away, Clemson Field House	— BL	2-23-85	W	84	50	home, Carmichael	13/- DES
2-2-43	W	52	33	home, Woollen Gym	— BL	2-1-86	W	85	67	home, Smith Center	1/- DES
1-5-52	W	65	59	home, Woollen Gym	— TS	2-12-86	W	79	64	away, Littlejohn Coliseum	1/- DES
2-16-52	L	69	77	away, Clemson Field House	— TS	1-28-87	W	108	99	away, Littlejohn Coliseum	1/14 DES
12-10-52	W	82	56	home, Woollen Gym	— FM	2-21-87	W	96	80	home, Smith Center	3/10 DES
1-31-53	W	91	80	away, Clemson Field House	— FM	2-4-88	W	88	64	away, Littlejohn Coliseum	8/- DES
12-19-53	W	85	48	home, Woollen Gym	— FM	2-28-88	W	88	52	home, Smith Center	9/- DES
2-13-54	W	72	56	away, Clemson Field House	— FM	2-1-89	L	82	85	away, Littlejohn Coliseum	3/- DES
12-4-54	W	99	66	home, Woollen Gym	— FM	2-25-89	W	100	86	home, Smith Center	5/- DES
1-15-55	W	95	87	away, Clemson Field House	— FM	1-27-90	W	83	60	home, Smith Center	— DES
12-3-55	W	73	58	home, Woollen Gym	— FM	2-24-90	L	61	69	away, Littlejohn Coliseum	-/23 DES
1-14-56	W (2 ot)	103	99	away, Clemson Field House	9/- FM	1-31-91	W	90	77	away, Littlejohn Coliseum	9/- DES
12-8-56	W	94	75	Charlotte	— FM	2-23-91	W	73	57	home, Smith Center	6/- DES
1-11-57	W	86	54	home, Woollen Gym	2/- FM	3-8-91	W	67	59	Charlotte Coliseum, ACC	7/- DES
3-7-57	W	81	61	Raleigh, Reynolds, ACC	1/- FM	1-9-92	W	103	69	home, Smith Center	8/- DES
12-7-57	W	79	55	home, Woollen Gym	— FM	2-15-92	W	80	72	away, Littlejohn Coliseum	6/- DES
1-18-58	W	90	81	away, Clemson Field House	6/- FM	1-16-93	W	82	72	away, Littlejohn Coliseum	5/- DES
3-6-58	W	62	51	Raleigh, Reynolds, ACC	13/- FM	2-17-93	W	80	67	home, Smith Center	3/- DES
12-3-58	W	83	67	home, Woollen Gym	— FM	1-15-94	W	106	62	home, Smith Center	1/- DES
1-30-59	W	60	46	Charlotte, North-South	2/- FM	2-17-94	L	69	77	away, Littlejohn Coliseum	2/- DES
3-5-59	W	93	69	Raleigh, Reynolds, ACC	5/- FM	1-14-95	W	83	66	away, Littlejohn Coliseum	4/18 DES
2-8-60	W	73	54	away, Clemson Field House	17/- FM	2-16-95	W	66	39	home, Smith Center	2/- DES
2-19-60	W	85	80	Charlotte, North-South	19/- FM	3-10-95	W	78	62	Greensboro Coliseum, ACC	4/- DES
1-31-61	W	77	46	home, Woollen Gym	4/- FM	1-14-96	W	86	53	home, Smith Center	10/16 DES
2-18-61	W	61	55	Charlotte, North-South	7/- FM	2-14-96	W	53	48	away, Littlejohn Coliseum	17/- DES
12-5-61	W	54	52	away, Clemson Field House	— DES	3-8-96	L	73	75	Greensboro Coliseum, ACC	20/- DES
2-16-62	W	69	59	Charlotte, North-South	— DES	1-26-97	W	61	48	home, Smith Center	19/2 DES
12-5-62	W	64	48	home, Woollen Gym	— DES	2-26-97	W	76	69	away, Littlejohn Coliseum	8/12 DES
2-16-63	W	79	63	Charlotte, North-South	— DES	1-3-98	W	73	70	away, Littlejohn Coliseum	1/21 BG
12-3-63	L (2ot)	64	66	away, Clemson Field House	— DES	1-28-98	W	88	79	home, Smith Center	2/- BG
2-14-64	L (2ot)	90	97	Charlotte, North-South	— DES	1-2-99	W	69	53	home, Smith Center	9/14 BG
12-1-64	W	77	59	home, Woollen Gym	13/- DES	2-4-99	L	63	78	away, Littlejohn Coliseum	12/- BG
2-20-65	W	86	84	Charlotte, North-South	— DES	1-6-00	W	65	45	home, Smith Center	11/- BG
12-1-65	L	74	84	away, Clemson Field House	— DES	2-6-00	W	73	60	away, Littlejohn Coliseum	— BG
2-18-66	W	70	66	Charlotte, North-South	— DES	1-17-01	W	92	65	home, Smith Center	6/- MD
12-1-66	W	76	65	home, Carmichael	9/- DES	2-18-01	L	65	75	away, Littlejohn Coliseum	1/- MD
2-18-67	L	88	92	Charlotte, North-South	4/- DES	3-9-01	W	99	81	Atlanta, Georgia Dome, ACC	6/- MD
1-13-68	W	115	83	away, Clemson Field House	3/- DES	1-27-02	W	87	69	away, Littlejohn Coliseum	— MD
2-16-68	W	96	74	Charlotte, North-South	3/- DES	2-27-02	W	96	78	home, Smith Center	— MD
12-16-68	W	90	69	home, Carmichael	2/- DES	1-14-03	W	68	66	home, Smith Center	— MD
2-15-69	W	107	81	Charlotte, North-South	2/- DES	2-15-03	L	77	80	away, Littlejohn Coliseum	— MD
3-6-69	W	94	70	Charlotte, ACC	4/- DES	1-31-04	L	72	81	away, Littlejohn Coliseum	12/- RW
1-15-70	W	96	91	away, Littlejohn Coliseum	7/- DES	3-2-04	W	69	53	home, Smith Center	14/- RW
2-13-70	W	110	66	Charlotte, North-South	10/- DES	1-19-05	W	77	58	away, Littlejohn Coliseum	6/- RW
1-14-71	W	92	72	home, Carmichael	15/- DES	2-19-05	W	88	56	home, Smith Center	4/- RW
2-13-71	W	86	48	Charlotte, North-South	11/- DES	3-11-05	W	88	81	Washington DC, MCI Center, ACC	2/- RW
3-11-71	W	76	41	Greensboro Coliseum, ACC	13/- DES	2-4-06	W	76	61	home, Smith Center	— RW
1-12-72	W	81	61	away, Littlejohn Coliseum	3/- DES	1-17-07	W	77	55	away, Littlejohn Coliseum	4/19 RW
2-11-72	W	73	50	Charlotte, North-South	3/- DES	1-6-08	W (ot)	90	88	away, Littlejohn Coliseum	1/19 RW
1-10-73	W	92	58	home, Carmichael	7/- DES	2-10-08	W (2ot)	103	93	home, Smith Center	3/- RW
2-10-73	W	84	69	Charlotte, North-South	6/- DES	3-16-08	W	86	81	Charlotte Coliseum, ACC	1/22 RW
1-9-74	W	102	90	away, Littlejohn Coliseum	5/- DES	1-21-09	W	94	70	home, Smith Center	5/10 RW
2-2-74	W	61	60	home, Carmichael	4/- DES	1-13-10	L	64	83	away, Littlejohn Coliseum	12/24 RW
1-9-75	W	74	72	home, Carmichael	15/- DES	1-18-11	W	75	65	home, Smith Center	— RW
2-1-75	L	72	80	away, Littlejohn Coliseum	10/- DES	2-12-11	W	64	62	away, Littlejohn Coliseum	20/- RW
3-7-75	W (ot)	76	71	Greensboro Coliseum, ACC	12/14 DES	3-12-11	W (ot)	92	87	Greensboro Coliseum, ACC	6/- RW
1-7-76	W	83	64	away, Littlejohn Coliseum	6/- DES	2-18-12	W	74	52	home, Smith Center	8/- RW
1-31-76	W	79	64	home, Carmichael	4/- DES	2-28-13	W	68	59	away, Littlejohn Coliseum	— RW
3-5-76	W	82	74	Landover, Capital Centre, ACC	4/- DES	1-26-14	W	80	61	home, Smith Center	— RW
1-5-77	W	91	63	Greensboro Coliseum	6/16 DES	1-5-15	W	74	50	away, Littlejohn Coliseum	19/- RW
1-29-77	L	73	93	away, Littlejohn Coliseum	4/19 DES	12-30-15	W	80	69	home, Smith Center	7/- RW
1-4-78	W (ot)	79	77	away, Littlejohn Coliseum	2/- DES	1-3-17	W (ot)	89	86	away, Littlejohn Coliseum	14/- RW
1-28-78	W	98	64	home, Carmichael	3/- DES	1-16-18	W	87	79	home, Smith Center	15/20 RW
1-3-79	W	90	68	Greensboro Coliseum	5/- DES	1-30-18	L	78	82	away, Littlejohn Coliseum	19/20 RW
1-27-79	L	61	66	away, Littlejohn Coliseum	2/- DES	3-2-19	W	81	79	away, Littlejohn Coliseum	5/- RW
1-2-80	L	76	93	away, Littlejohn Coliseum	6/- DES	1-11-20	L (ot)	76	79	home, Smith Center	— RW
1-26-80	W	73	70	home, Carmichael	13/12 DES	2-2-21	L	50	63	away, Littlejohn Coliseum	— RW
						2-8-22	W	79	77	away, Littlejohn Coliseum	— HD

Date	W-L	NC	CU	Site	Rank
2-11-23	W	91	71	home, Smith Center	— HD
1-6-24	W	65	55	away, Littlejohn Coliseum	8/16 HD
2-6-24	L	76	80	home, Smith Center	3/- HD

UNC at home— 60-2 (29-2 at Smith Center, 13-0 at Carmichael Auditorium, 14-0 at Woollen Gymnasium, 4-0 at Indoor Athletic Court)

UNC on the road— 42-18 (31-15 at Littlejohn Coliseum, 11-3 at Clemson Fieldhouse);

UNC at neutral sites— 34-4 (17-2 in Charlotte, 8-1 in Greensboro, 3-0 in Atlanta, 4-1 in Raleigh, 1-0 in Landover, 1-0 in Washington, D.C.)

Dean Smith vs. Clemson— 68-13

Bill Guthridge vs. Clemson— 5-1

Matt Doherty vs. Clemson— 5-2

Roy Williams vs. Clemson— 21-5

Hubert Davis vs. Clemson— 3-1

UNC in Overtime— 8-3

UNC Largest Win— 44 (110-66, 1969-70; 106-62, 1993-94)

UNC Largest Loss— 20 (73-93, 1976-77)

UNC Most Points— 115 (1967-68)

NCAA		1/6/2024 at Clemson		North Carolina at Clemson		Game Duration: 2:02	
				01/06/24 Littlejohn Coliseum, Clemson		Attendance: 9,000	
				2023-24 Clemson Men's Basketball		Officials: Ron Groover, Tony Henderson, Lamar Simpson	
North Carolina - 65		Record: 11-3 (3-0)					
NO. Name	Min	FG M-A	3P M-A	FT M-A	Rebounds OR DR TOT	Fouls PF FD	TP AS TO ST Blocks BS BA +/-
5 Armando Bacot	34:02	6-11	0-0	2-4	4 12 16	4 5 14	3 1 0 2 4 6
55 Harrison Ingram	30:46	3-10	2-5	1-4	1 3 4	2 2 9	3 3 1 0 1 11
2 Elliot Cadeau	18:20	1-4	0-2	2-2	1 0 1	3 2 4	1 0 0 0 0 7
3 Cormac Ryan	29:03	4-8	2-6	0-0	1 1 2	0 0 10	4 3 1 0 0 12
4 RJ Davis	34:48	5-13	2-5	2-2	0 4 4	0 2 14	3 1 1 0 2 10
7 Seth Trimble	21:04	1-3	1-1	0-0	0 2 2	1 1 3	0 0 0 0 2 1
13 Jalen Washington	08:06	2-3	0-1	0-0	0 2 2	1 1 4	0 0 0 1 0 3
8 Paxson Wojcik	09:35	1-2	1-1	0-0	1 1 2	1 1 3	0 2 0 0 0 0 -2
24 Jae'Lyn Withers	11:05	1-4	0-1	0-0	3 3 6	1 0 2	0 0 0 0 0 4
1 Zayden High	03:11	1-2	0-1	0-0	0 0 0	3 0 2	0 0 0 0 0 -2
Team					1 2 3	0	0
Totals	25:60	8:23	7:12	14 30 44	16 14	65 14	10 3 3 9 10
Technical Fouls: NONE							
Shooting By Period							
1 st FG%	15-32	46.9%					
3PT%	3-11	27.3%					
FT%	1-3	33.3%					
2 nd FG%	10-28	35.7%					
3PT%	5-12	41.7%					
FT%	6-9	66.7%					
GM FG%	25-60	41.7%					
3PT%	8-23	34.8%					
FT%	7-12	58.3%					
Dead Ball Rebounds: 2 0							
Clemson - 55		Record: 11-3 (1-2)					
NO. Name	Min	FG M-A	3P M-A	FT M-A	Rebounds OR DR TOT	Fouls PF FD	TP AS TO ST Blocks BS BA +/-
4 Ian Schieffelin	33:55	5-8	0-0	6-7	4 7 11	1 6 16	2 1 5 4 1 -8
24 Chauncey Wiggins	23:38	2-7	1-4	0-0	0 1 1	1 0 5	0 0 0 0 0 -9
24 PJ Hall	24:30	4-13	0-5	2-4	3 2 5	5 3 10	1 1 1 1 0 -1
1 Chase Hunter	36:10	8-14	0-4	1-1	0 1 1	2 2 17	0 3 1 1 0 -12
11 Joseph Girard III	32:04	1-10	0-4	3-4	0 3 3	3 4 5	2 0 0 0 1 -15
33 Bas Leyte	05:19	0-1	0-1	0-0	0 2 2	0 1 0	0 0 0 1 0 -9
2 Dillon Hunter	26:07	0-2	0-0	0-0	0 2 2	1 0 0	0 0 0 0 0 0
10 RJ Godfrey	14:50	1-2	0-0	0-0	1 1 1	1 0 2	0 0 0 1 0 -1
0 Josh Beadle	03:27	0-1	0-0	0-0	0 2 2	0 0 0	1 0 0 1 1 5
Team					2 3 5	0	0
Totals	21:58	1:18	12:16	9 24 33	14 16	55 6 5 7 9 3 -10	
Technical Fouls: NONE							
Shooting By Period							
1 st FG%	11-27	40.7%					
3PT%	0-8	0.0%					
FT%	12-14	85.7%					
2 nd FG%	10-31	32.3%					
3PT%	1-10	10.0%					
FT%	0-2	0%					
GM FG%	21-58	36.2%					
3PT%	1-18	5.6%					
FT%	12-16	75.0%					
Dead Ball Rebounds: 2 0							
UNC		CU		Points from		Period by Period Scoring	
Biggest lead	10 (2 nd 1:26)	4 (1 st 4:50)		Turnovers	5	9	
Best Scoring Run	7 (1 st 18:10)	8 (2 nd 18:04)		Paint	26	32	
Lead Changes	11			Second Chance	8	8	
Times Tied	7			Fast Breaks	0	0	
Time with Lead	24:57	10:24		Bench	14	2	
				UNC	34	31 65	
				CU	34	21 55	

NCAA		2/6/2024 in Chapel Hill		Clemson at North Carolina		Game Duration: 2:07	
				02/06/24 Dean Smith Center, Chapel Hill		Attendance: 20,089	
				2023-24 Men's Basketball		Officials: Clarence Armstrong, Doug Simmons, Pat Adams	
Clemson - 80		Record: 15-7 (5-6)					
NO. Name	Min	FG M-A	3P M-A	FT M-A	Rebounds OR DR TOT	Fouls PF FD	TP AS TO ST Blocks BS BA +/-
4 Ian Schieffelin	28:11	5-7	0-1	4-6	3 8 11	3 4 14	1 1 1 0 0 7
24 PJ Hall	26:41	8-20	4-10	5-7	4 5 9	4 7 25	3 1 0 0 0 12
1 Chase Hunter	34:49	3-12	1-3	0-0	0 3 3	3 0 7	5 1 0 0 0 0 1
5 Jack Clark	33:29	1-6	0-3	4-4	0 7 7	3 2 6	0 0 1 1 0 5
11 Joseph Girard III	34:14	7-16	5-10	2-2	2 4 6	3 3 21	3 1 0 0 1 0 0
10 RJ Godfrey	12:30	0-2	0-1	0-0	1 2 3	2 1 0	0 0 0 0 0 -15
21 Chauncey Wiggins	19:09	2-4	1-3	0-0	0 1 1	1 1 5	0 1 0 0 0 3
0 Josh Beadle	03:02	0-0	0-0	0-0	0 0 0	0 1 0	0 0 0 0 0 -1
2 Dillon Hunter	07:55	1-1	0-0	0-1	1 0 1	1 1 2	2 0 1 0 0 8
Team					0 1 1	0	0
Totals	27:68	11:31	15:20	11 31 42	20 20	80 14 5 3 1 1 4	
Technical Fouls: NONE							
Shooting By Period							
1 st FG%	16-33	48.5%					
3PT%	6-14	42.9%					
FT%	5-6	83.3%					
2 nd FG%	11-35	31.4%					
3PT%	5-17	29.4%					
FT%	10-14	71.4%					
GM FG%	27-68	39.7%					
3PT%	11-31	35.5%					
FT%	15-20	75.0%					
Dead Ball Rebounds: 1 1							
North Carolina - 76		Record: 18-5 (10-2)					
NO. Name	Min	FG M-A	3P M-A	FT M-A	Rebounds OR DR TOT	Fouls PF FD	TP AS TO ST Blocks BS BA +/-
5 Armando Bacot	33:10	7-13	0-0	10-11	4 9 13	4 9 24	1 2 0 0 0 -4
55 Harrison Ingram	33:26	4-7	3-5	0-0	1 5 6	2 0 11	1 1 1 0 0 -35
2 Elliot Cadeau	19:33	2-6	0-0	1-1	0 4 4	3 1 5	1 2 1 0 1 -6
3 Cormac Ryan	30:14	1-10	0-6	0-0	0 2 2	2 0 2	4 0 0 0 0 -2
4 RJ Davis	37:47	7-22	5-12	3-5	0 4 4	3 4 22	5 0 0 1 0 4
8 Paxson Wojcik	22:00	2-4	1-2	2-4	1 5 6	2 3 7	1 0 1 0 0 -3
13 Jalen Washington	13:27	0-1	0-1	2-2	2 2 4	3 2 2	1 1 0 0 0 -8
24 Jae'Lyn Withers	04:43	0-0	0-0	0-0	0 1 1	0 0 0	0 0 0 0 0 0
1 Zayden High	05:01	1-2	0-1	1-2	1 1 2	0 1 3	0 0 0 1 0 0 0
32 James Okonkwo	00:39	0-0	0-0	0-0	0 0 0	1 0 0	0 0 0 0 0 -4
Team					0 1 1	0	0
Totals	24:65	9:27	19:25	9 34 43	20 20	76 14 6 4 1 1 -4	
Technical Fouls: NONE							
Shooting By Period							
1 st FG%	11-35	31.4%					
3PT%	4-15	26.7%					
FT%	8-11	72.7%					
2 nd FG%	13-30	43.3%					
3PT%	5-12	41.7%					
FT%	11-14	78.6%					
GM FG%	24-65	36.9%					
3PT%	9-27	33.3%					
FT%	19-25	76.0%					
Dead Ball Rebounds: 6 0							
CLE		UNC		Points from		Period by Period Scoring	
Biggest lead	16 (1 st 2:31)	0 (1 st 20:00)		Turnovers	7	5	
Best Scoring Run	13 (1 st 16:34)	8 (1 st 13:09)		Paint	22	28	
Lead Changes	0			Second Chance	13	12	
Times Tied	2			Fast Breaks	2	7	
Time with Lead	38:22	00:00		Bench	7	12	
				UNC	43	37 80	
				CLE	34	42 76	

UNC'S RECORD WHEN ... UNDER HUBERT DAVIS

	2024-25	Total
Home	9-2	50-8
Away	3-5	23-17
Neutral	2-3	19-16
Overtime	1-1	5-3
Leads at Half	12-3	69-10
Trails at Half	2-7	19-29
Tied at Half		4-2
UNC shoots 50% or better FG	7-1	30-1
UNC shoots 40-49.9% FG	6-9	51-25
UNC shoots under 40% FG	1-0	11-15
Opponents shoot 50% or better FG	1-2	5-13
Opponents shoot 40-49.9% FG	6-8	46-24
Opponents shoot under 40% FG	7-0	41-4
UNC has more rebounds	10-4	81-24
Opponents have more rebounds	4-6	11-16
Teams have same rebounds		0-1
UNC has more offensive rebounds	5-3	61-25
Opponents have more offensive rebounds	8-7	26-15
Teams have same offensive rebounds	1-0	5-1
UNC has more turnovers	5-5	43-25
Opponents have more turnovers	7-5	38-15
Teams have same number of turnovers	2-0	11-1
UNC scores 80 or more points	8-3	52-9
UNC scores less than 80 points	6-7	40-32
UNC scores 90 or more points	6-1	27-2
UNC scores 100 or more points	2-0	8-1
Opponents score 80 or more points	3-7	15-24
Opponents score less than 80 points	11-3	77-17
Opponents score 90 or more points	2-4	3-9
Opponents score 100 or more points		0-1
OVERALL RECORD	14-10	92-41

CURRENT STREAKS

Overall	Won 1
Home	Won 2
Road	Lost 3
Neutral Site	Won 1
vs. ACC Opponents (all games)	Won 1
vs. Home Non-ACC	Won 2
vs. Home ACC	Won 2
vs. Road Non-ACC	Won 1
vs. Road ACC	Lost 3
AP-ranked opponents	Lost 1
Overtime	Won 1
UNC Scores 100 Points	Won 6
UNC Scores 90 Points	Won 3
UNC Scores 80 Points	Won 3
UNC Scores Fewer than 80 Points	Won 1
UNC Scores Fewer than 70 Points	Won 1
UNC Scores Fewer than 60 Points	Won 1
Opponents Score 80 or More Points	Lost 1
Opponents Score Fewer Than 80 Points	Won 1
Opponents Score Fewer Than 70 Points	Won 1
Opponents Score Fewer Than 60 Points	Won 24
UNC Leads at the Half	Won 1
Tied at the Half	Won 1
UNC Trails at the Half	Lost 2
UNC Shoots 50% Field Goals	Won 4
UNC Shoots Under 40% Field Goals	Won 1
Opponents Shoot 50% Field Goals	Lost 1
Opponents Shoot Under 40% Field Goals	Won 12
UNC Makes 7 or More 3FGs	Won 1
UNC Makes 10 or More 3FGs	Won 3
Opponents Make 10 or More 3FGs	Lost 1
UNC Makes More 3FGs	Lost 1
Opponents Makes More 3FGs	Won 1
UNC Makes 20 Free Throws	Won 1
UNC Makes More Free Throws	Won 1
Opponents Make More Free Throws	Won 1
UNC Has More Rebounds	Lost 2
Opponents Have More Rebounds	Won 1
UNC Has More Turnovers	Lost 2
Opponents Have More Turnovers	Won 2

ACC & NCAA TEAM STAT RANKINGS

Category	Value	NCAA	ACC
Scoring	80.6	40	2
Scoring Defense	76.3	295	15
Scoring Margin	+4.3	149	8
FG%	.470	68	3
3FG%	.327	254	11
3FGs	7.3	236	12
3FG Attempts	22.2	196	9
FT%	.743	91	8
Free Throws	15.9	59	4
Free Throw Attempts	21.4	73	4
FG% Defense	.427	128	7
3FG% Defense	.337	205	11
Rebounds/Game	37.0	105	6
Offensive Reb/Game	9.5	259	15
Rebound Margin	+2.1	145	10
Assists/Game	14.3	130	6
Turnovers/Game	11.0	80	8
Assist/Turnovers	1.3	97	8
Turnovers Forced/Game	10.9	277	11

ALL-TIME RECORDS/RANKINGS

Seasons: 2024-25 is the 115th
All-Time: 2386-870 (.733)
ACC Regular-Season: 765-318 (.706)
All-Time Home: 1,060-200 (.841)
Dean E. Smith Center: 486-89 (.845)
Smith Center ACC: 254-70 (.784)
Smith Center Non-Conference: 232-19 (.924)

	National Rank	Total
Wins	3rd	2,386
Winning Percentage	2nd	.733
NCAA Tournament Titles	3rd	6
Final Fours	1st	21
NCAA Tournaments	2nd	53
NCAA Tournament No. 1 Seeds	1st	18
NCAA Tournament Games	2nd	183
NCAA Tournament Wins	1st	133
NCAA Tournament Win Pct.	2nd	.727
ACC Regular-Season Titles	1st	33
ACC Regular-Season Wins	1st	765
ACC Tournament Titles	2nd	18
ACC Tournament Finals	1st	36
ACC Tournament Wins	2nd	108
Ranked in Final AP Poll	2nd	52
No. 1 in Final AP Poll	4th	6
Top 5 in Final AP Poll	T-2nd	24
Top 10 Final AP Poll	3rd	39
Weeks in AP Poll	2nd	962
Weeks in Top 5 AP Poll	2nd	442
Weeks in Top 10 AP Poll	3rd	708
Wins over AP No. 1	1st	14
NBA First-Round Draft Picks	3rd	54
NBA Draft Picks	3rd	118
1,000-Point Scorers	1st	81
Olympic Gold Medalists	2nd	10
Naismith Hall of Famers	2nd	14

UNC'S RECORD THIS SEASON WHEN...

	2024-25	Career
Six players score in double figures	0-1	
Five players score in double figures	3-1	
Four players score in double figures	4-2	
Three players score in double figures	6-5	
Two players score in double figures	1-1	
One player scores in double figures		
Davis scores in double figures	12-10	86-42
Cadeau scores in double figures	8-7	15-7
Jackson scores in double figures	9-5	-
Lubin scores in double figures	2-3	-
Powell scores in double figures	3-3	-
Trimble scores in double figures	10-6	17-6
Tyson scores in double figures	2-0	-
Washington scores in double figures	4-0	8-1
Withers scores in double figures	1-2	5-2
Cadeau leads UNC in scoring	1-0	1-0
Davis leads UNC in scoring	6-5	37-19
Jackson leads in scoring	5-2	-
Powell leads UNC in scoring	0-2	-
Trimble leads UNC in scoring	1-2	1-2
Tyson leads UNC in scoring	1-0	-
Washington leads UNC in scoring	1-0	1-0
Trimble w/10 or more rebounds	2-1	2-1
Washington w/10 or more rebounds	1-0	1-0
Withers w/10 or more rebounds	1-0	3-0
Cadeau has a double-double	1-1	1-1
Davis has a double-double		4-1
Trimble has a double-double	2-1	2-1
Washington has a double-double	1-0	1-0
Withers has a double-double	1-0	3-0
Two or more players score 20 points	2-0	-
Davis scores 20 or more points	5-2	32-10
Jackson scores 20 or more points	5-2	-
Trimble scores 20 or more points	1-0	1-0
Tyson scores 20 or more points	1-0	-
Davis scores 30 points	1-0	5-1
Davis scores 40 points		1-0
Davis w/20+ points and 5+ assists	4-0	16-2
Davis w/more assists than turnovers	12-7	80-29
Davis w/more turnovers than assists	1-2	18-14
Davis w/five or more assists	6-3	34-10
Cadeau w/more assists than turnovers	8-8	29-14
Cadeau w/more turnovers than assists	4-1	10-2
Cadeau w/five or more assists	9-7	19-12
Cadeau w/10 or more assists	2-1	3-1
Trimble w/5 or more assists		1-0
Cadeau makes multiple 3FGs	2-3	3-4
Davis makes multiple 3FGs	10-6	70-25
Jackson makes multiple 3FGs	6-4	-
Powell makes multiple 3FGs	4-1	-
Trimble makes multiple 3FGs	3-1	4-2
Tyson makes multiple 3FGs	2-0	-
Washington makes multiple 3FGs		3-0
Withers makes multiple 3FGs	1-1	1-1

	2024-25
UNC scores more 2nd chance points	7-2
Opponents scores more 2nd chance points	6-7
2nd chance points equal	1-1
UNC scores more points off turnovers	10-4
Opponents scores more points off turnovers	4-6
Points off turnovers equal	
UNC scores more fastbreak points	11-7
Opponents scores more fastbreak points	2-1
Fastbreak points equal	1-2
UNC scores more points in the paint	12-6
Opponents scores more points in the paint	0-4
Points in the paint equal	2-0
UNC scores more bench points	7-4
Opponents scores more bench points	6-4
Bench points equal	1-2



2024-25 ROSTERS



ALPHABETICAL

No.	Player	Yr.	Pos.	Ht.	Wt.	Date of Birth	Hometown	Previous College/High School
2	James Brown	Fr.	F	6-10	215	11/16/05	Aurora, Ill.	Link Academy (Branson, Mo.)
3	Elliot Cadeau	So.	G	6-1	180	9/4/04	West Orange, N.J.	Link Academy (Branson, Mo.)
0	Ty Claude	Gr.	F	6-7	230	7/24/00	Goldsboro, N.C.	Georgia Tech/Moravian Prep (Hudson, N.C.)
6	Elijah Davis	Sr.	G/F	6-3	215	4/1/02	Chapel Hill, N.C.	Lynchburg/Jordan (Durham, N.C.)
4	RJ Davis	Gr.	G	6-0	180	10/21/01	White Plains, N.Y.	Archbishop Stepinac
14	Russell Hawkins	So.	G	6-1	175	11/4/04	Charlotte, N.C.	Mallard Creek
15	John Holbrook	Fr.	F	6-8	230	12/22/05	Hickory, N.C.	Hickory
11	Ian Jackson	Fr.	G	6-4	190	2/14/05	The Bronx, N.Y.	Our Saviour Lutheran
22	Ven-Allen Lubin	Jr.	F	6-8	230	1/23/04	Orlando, Fla.	Vanderbilt/Orlando Christian
30	Dante Mayo Jr.	Fr.	G	6-1	175	4/25/06	Gaithersburg, Md.	Richard Montgomery (Rockville, Md.)
9	Drake Powell	Fr.	G/F	6-6	195	9/8/05	Pittsboro, N.C.	Northwood
7	Seth Trimble	Jr.	G	6-3	195	8/9/04	Menomonee Falls, Wis.	Menomonee Falls
5	Cade Tyson	Jr.	G/F	6-7	200	8/11/03	Monroe, N.C.	Belmont/Carmel Christian (Matthews, N.C.)
13	Jalen Washington	Jr.	F	6-10	235	2/21/04	Gary, Ind.	West Side Leadership Academy
24	Jae'Lyn Withers	Gr.	F	6-9	220	12/20/00	Charlotte, N.C.	Louisville/North Mecklenburg (Huntersville, N.C.)

Head Coach: Hubert Davis (13th year at UNC, 4th year as head coach)

Assistant Coaches: Brad Frederick (12th year at UNC, 8th year as assistant coach); Jeff Lebo (4th year at UNC); Sean May (10th year at UNC, 4th year as assistant coach), Pat Sullivan (8th season at UNC), Marcus Paige (2nd season at UNC, 1st as JV coach)

Director of Operations: Eric Hoots (20th year)

Director of Strength and Conditioning: Jonas Sahratian (21st year)

Athletics Trainer: Doug Halverson (12th year)

Assistant to the Director of Operations: Kiersten Steinbacher

Graduate Managers: Creighton Lebo, Beau Maye

Student Managers: Ragan Copeland (head manager), James Rolf Blizzard, Jordan Carrier, Steven Dallas, Zach Dunn, Will Gurganious, Caroline Gwaltney, Avery Wilkerson

NUMERICAL

No.	Player	Yr.	Pos.	Ht.	Wt.	Date of Birth	Hometown	Previous College/High School
0	Ty Claude	Gr.	F	6-7	230	7/24/00	Goldsboro, N.C.	Georgia Tech/Moravian Prep (Hudson, N.C.)
2	James Brown	Fr.	F	6-10	215	11/16/05	Aurora, Ill.	Link Academy (Branson, Mo.)
3	Elliot Cadeau	So.	G	6-1	180	9/4/04	West Orange, N.J.	Link Academy (Branson, Mo.)
4	RJ Davis	Gr.	G	6-0	180	10/21/01	White Plains, N.Y.	Archbishop Stepinac
5	Cade Tyson	Jr.	G/F	6-7	200	8/11/03	Monroe, N.C.	Belmont/Carmel Christian (Matthews, N.C.)
6	Elijah Davis	Sr.	G/F	6-3	215	4/1/02	Chapel Hill, N.C.	Lynchburg/Jordan (Durham, N.C.)
7	Seth Trimble	Jr.	G	6-3	195	8/9/04	Menomonee Falls, Wis.	Menomonee Falls
9	Drake Powell	Fr.	G/F	6-6	195	9/8/05	Pittsboro, N.C.	Northwood
11	Ian Jackson	Fr.	G	6-4	190	2/14/05	The Bronx, N.Y.	Our Saviour Lutheran
13	Jalen Washington	Jr.	F	6-10	235	2/21/04	Gary, Ind.	West Side Leadership Academy
14	Russell Hawkins	So.	G	6-1	175	11/4/04	Charlotte, N.C.	Mallard Creek
15	John Holbrook	Fr.	F	6-8	230	12/22/05	Hickory, N.C.	Hickory
22	Ven-Allen Lubin	Jr.	F	6-8	230	1/23/04	Orlando, Fla.	Vanderbilt/Orlando Christian
24	Jae'Lyn Withers	Gr.	F	6-9	220	12/20/00	Charlotte, N.C.	Louisville/North Mecklenburg (Huntersville, N.C.)
30	Dante Mayo Jr.	Fr.	G	6-1	175	4/25/06	Gaithersburg, Md.	Richard Montgomery (Rockville, Md.)

note: heights listed are based on measurements wearing basketball shoes and, in some cases, orthotics

PRONUNCIATIONS

Players

Elliot Cadeau (kuh-DOE)

Tyzhaun Claude (tie-ZHON clawed) prefers Ty

Ven-Allen Lubin (LEW-bin)

Jalen Washington (JAY-linn)

Jae'Lyn Withers (JAY-linn)

Staff

Jeff Lebo (LEE-boe)

Jonas Sahratian (JOE-nus suh-RAY-shun)

Hometown

Seth Trimble– Menomonee Falls, Wis. (muh-NAH-muh-nee)

SOCIAL MEDIA

James Brown

Elliot Cadeau

Ty Claude

Elijah Davis

RJ Davis

John Holbrook

Ian Jackson

Ven-Allen Lubin

Dante Mayo Jr.

Drake Powell

Seth Trimble

Cade Tyson

Jalen Washington

Jae'Lyn Withers

X (TWITTER)

@JamesBrownUNC13

@ElliotCadeau

@tyclaud0

@ariidavis_

@John_Holbrook

@LubinVen

@3d_baller

@powellxdrake

@sethtrimble1

@cade_tyson

@jalen_w13

@jaelynwithers

INSTAGRAM

jamesbrown.13

eillio

elijahdavis

ariidavis_

johnholbrook

captainjack.22

venlubin._

dante_mayoo

drakepoww

sethtrim

cadetyson

w._jalen

jaelynwithers



2024-25 SCHEDULE



DAY	DATE	OPPONENT	SITE	TIME/RESULTS	TV
Mon	Nov 4	Elon	Chapel Hill	W, 90-76 (1-0)	ACC Network
Fri	Nov 8	at Kansas (Allen Fieldhouse)	Lawrence, Kan.	L, 89-92 (1-1)	ESPN2
Fri	Nov 15	American	Chapel Hill	W, 107-55 (2-1)	ACC Network
Fri	Nov 22	at Hawai'i (SimpliFi Arena at Stan Sheriff Center)	Honolulu, Hawai'i	W, 87-69 (3-1)	ESPN2
Maui Invitational (Lahaina Civic Center)					
Mon	Nov 25	vs. Dayton	Lahaina, Maui, Hawai'i	W, 92-90 (4-1)	ESPN2
Tue	Nov 26	vs. Auburn	Lahaina, Maui, Hawai'i	L, 72-85 (4-2)	ESPN
Wed	Nov 27	vs. Michigan State	Lahaina, Maui, Hawai'i	L, 91-94 (ot) (4-3)	ESPN2
ACC-SEC Challenge					
Wed	Dec 4	Alabama	Chapel Hill	L, 79-94 (4-4)	ESPN
Sat	Dec 7	Georgia Tech	Chapel Hill	W, 68-65 (5-4, 1-0)	ACC Network
Sat	Dec 14	La Salle	Chapel Hill	W, 93-67 (6-4)	The CW
Jumpman Invitational (Spectrum Center)					
Tue	Dec 17	vs. Florida	Charlotte, N.C.	L, 84-90 (6-5)	ESPN
CBS Sports Classic (Madison Square Garden)					
Sat	Dec 21	vs. UCLA	New York, N.Y.	W, 76-74 (7-5)	CBS
Sun	Dec 29	Campbell	Chapel Hill	W, 97-81 (8-5)	ACC Network
Wed	Jan 1	at Louisville (KFC Yum! Center)	Louisville, Ky.	L, 70-83 (8-6, 1-1)	ACC Network
Sat	Jan 4	at Notre Dame (Purcell Pavilion)	Notre Dame, Ind.	W, 74-73 (9-6, 2-1)	CBS
Tue	Jan 7	SMU	Chapel Hill	W, 82-67 (10-6, 3-1)	ACC Network
Sat	Jan 11	at NC State (Lenovo Center)	Raleigh, N.C.	W, 63-61 (11-6, 4-1)	ACC Network
Wed	Jan 15	Cal	Chapel Hill	W, 79-53 (12-6, 5-1)	ACC Network
Sat	Jan 18	Stanford	Chapel Hill	L, 71-72 (12-7, 5-2)	The CW
Tue	Jan 21	at Wake Forest (LJVM Coliseum)	Winston-Salem, N.C.	L, 66-67 (12-8, 5-3)	ESPN
Sat	Jan 25	Boston College	Chapel Hill	W, 102-96 (ot) (13-8, 6-3)	The CW
Tue	Jan 28	at Pitt (Petersen Events Center)	Pittsburgh, Pa.	L, 65-73 (13-9, 6-4)	ESPN
Sat	Feb 1	at Duke (Cameron Indoor Stadium)	Durham, N.C.	L, 70-87 (13-10, 6-5)	ESPN
Sat	Feb 8	Pitt	Chapel Hill	W, 67-66 (14-10, 7-5)	ESPNU
Mon	Feb 10	at Clemson (Littlejohn Coliseum)	Clemson, S.C.	7 p.m.	ESPN
Sat	Feb 15	at Syracuse (JMA Wireless Dome)	Syracuse, N.Y.	6 p.m.	ESPN
Wed	Feb 19	NC State	Chapel Hill	7 p.m.	ESPN/ESPN2
Sat	Feb 22	Virginia	Chapel Hill	4 p.m.	ESPN
Mon	Feb 24	at Florida State (Tucker Center)	Tallahassee, Fla.	7 p.m.	ESPN
Sat	Mar 1	Miami	Chapel Hill	Noon	ESPN/ESPN2
Tue	Mar 4	at Virginia Tech (Cassell Coliseum)	Blacksburg, Va.	7 p.m.	ESPN/2/U
Sat	Mar 8	Duke	Chapel Hill	6:30 p.m.	ESPN
Atlantic Coast Conference Championship (Spectrum Center)					
Tue	Mar 11	First Round	Charlotte		
Wed	Mar 12	Second Round	Charlotte		
Thu	Mar 13	Quarterfinals	Charlotte		
Fri	Mar 14	Semifinals	Charlotte		
Sat	Mar 15	Championship	Charlotte		

NCAA Tournament

First Four: March 18-19– First Four, Dayton, Ohio

First & Second Rounds: March 20&22– Denver, Colo.; Lexington, Ky.; Providence, R.I.; Wichita, Kan., March 21&23– Cleveland, Ohio; Milwaukee, Wis.; Raleigh, N.C.; Seattle, Wash.

Regionals: March 27&29– East (Newark, N.J.) and West (San Francisco); March 28&30– Midwest (Indianapolis, Ind.) and South (Atlanta, Ga.)

Final Four: April 5&7 (San Antonio, Texas)

Home games at the Dean E. Smith Center

All times are Eastern



HEAD COACH HUBERT DAVIS



Hubert Davis is in his fourth season as head coach at his alma mater and his 13th on the Tar Heel coaching staff.

Davis, 54 (turns 55 on May 17, 2025), has won National and ACC Coach-of-the-Year honors, led the Tar Heels to 80 wins, a 43-17 record in ACC play, a Final Four berth, an ACC regular-season championship, 19 road wins and a No. 1 seed in the NCAA Tournament in his first four years as head coach. Two of his players – Armando Bacot and RJ Davis – are among the top-five scorers in Carolina history and have set numerous records for scoring, rebounding, three-pointers and double-doubles and earned national and All-ACC awards.

Davis led UNC to 78 wins in the first three seasons, the second most among UNC head coaches and the fourth most by a head coach in a power 4 conference in their first three seasons. Bill Guthridge won 80 for the Tar Heels from 1997-2000, Davis won 78 and Roy Williams won 75 from 2003-06. Davis and Guthridge are the only Tar Heel coaches to win 20 or more games in each of their first three seasons.

Under Davis, Carolina is 7-2 in NCAA Tournament play, including wins against three national championship-winning coaches (Baylor's Scott Drew, Duke's Mike Krzyzewski and Michigan State's Tom Izzo) and two other coaches who have taken teams to the Final Four (Marquette's Shaka Smart and UCLA's Mick Cronin).

Last year the Tar Heels were rewarded for winning the ACC regular-season title with a No. 1 seed in the NCAA West Regional, where they advanced to the Sweet 16. Davis was the fourth UNC head coach to earn a No. 1 seed in the NCAA Tournament with Dean Smith, Guthridge and Williams.

Davis has led the Tar Heels to 13 wins over nationally-ranked opponents, including eight victories over top-10 teams (No. 4 Duke, No. 4 Baylor and No. 9 Duke in 2022; No. 6 Virginia in 2023; and No. 10 Tennessee, No. 7 Oklahoma, No. 7 Duke and No. 9 Duke in 2024). Davis, Guthridge and Williams are the only UNC coaches with eight wins over top-10 teams in their first three seasons (all with eight).

He was the 2024 ACC Coach of the Year. He received 49 of the 75 votes to become the fifth different Tar Heel head coach to win the award (Frank McGuire, Smith, Guthridge and Williams). Davis also won ACC Coach-of-the-Year honors from the Associated Press, was the NABC's District 3 Coach of the Year and a semifinalist for the 2024 Naismith National Coach of the Year, the Jim Phelan National Coach of the Year, the Ben Jobe National Coach of the Year and the Skip Prosser Man of the Year awards.

The 2023-24 Tar Heels went 17-3 to win the regular-season ACC championship. The 17 wins tied the single-season ACC record for regular-season wins (Virginia was 17-1 in 2017-18), and the 17-3 record was the best since the ACC went to a 20-game schedule in 2019-20.

Carolina went 8-2 on the road in the ACC. That was the second time in Davis' three seasons the Tar Heels won seven or more road games in ACC play (7-3 in 2022). UNC clinched sole possession of first place in the 2024 ACC standings with an 84-79 win at ninth-ranked Duke. It was the second time in three seasons the Tar Heels closed the regular season with a victory at Duke.

RJ Davis was a landslide winner in the voting for 2024 ACC Player of the Year, was a unanimous first-team All-America (Associated Press, USBWA, NABC and Sporting News) and became the first Tar Heel to win the Jerry West Shooting Guard Award. He set UNC's single-season points record for a guard (784) and made the most three-pointers in a season by a Tar Heel (113).

Bacot earned his third All-ACC award in 2024 and third-team All-America honors (USBWA) and was a finalist for the Kareem Abdul-Jabbar Center Award. He finished his career as UNC's all-time leader in rebounds and double-doubles and second in scoring and is among the top 10 in ACC history in each of those categories and top 10 in NCAA history in rebounds and double-doubles.

Davis led the Tar Heels to the 2022 NCAA East Regional championship, a win at Cameron Indoor Stadium in Mike Krzyzewski's final home game, another win over the Blue Devils in a historic Final Four matchup and a berth in the national championship game in his first

season as a head coach. The 1992 graduate of the University of North Carolina received two National Coach-of-the-Year awards as UNC won 17 of its last 21 games and came within a few possessions of securing the program's seventh NCAA Tournament title.

He was named the 20th head coach of the UNC men's basketball program on April 5, 2021, becoming the fourth former Tar Heel player to become UNC's head coach and the first Black head coach in Carolina men's basketball history.

Davis played for Dean Smith at Carolina from 1988-92 and was an assistant coach on Roy Williams' staff from 2012-21. He played a key role coaching, recruiting and scouting and was the head coach of the UNC junior varsity program for six seasons from 2013-19.

Davis led the Tar Heels to a 29-10 record in his rookie season as head coach. UNC went 15-5 in the ACC to tie Notre Dame for second place, just a game out of first. The Tar Heels went 7-3 on the road in league play, including five straight victories at Clemson, Louisville, Virginia Tech, NC State and fourth-ranked Duke when UNC won 11 of 13 games to conclude the regular season.

The 29 wins were the second most by an individual in his first season as Carolina's head coach and equaled the 10th most in NCAA history for a first-year head coach.

UNC entered the 2022 NCAA Tournament as an eight seed but played some of its best basketball in winning the East Regional. The Tar Heels had 51 assists on 62 field goals and sank 24 three-pointers in the first- and second-round wins over Marquette and Baylor, when they routed the Golden Eagles by 32 points and eliminated the defending NCAA champion Bears in overtime.

Carolina trailed UCLA with two minutes left in the Sweet 16 but went on an 8-0 run to beat the Bruins and overpowered Saint Peter's, 69-49, in the regional final to send the Tar Heels to the Final Four for a record 21st time.

Davis became just the second individual to play for and serve as head coach of the same school in Final Four history; the fourth to take his team to the national championship game in his first season as a head coach; the seventh to play in and be a head coach in the Final Four; and the 10th to lead his team to the Final Four in his first season as a head coach.

The Tar Heels defeated Duke, 81-77, in the national semifinals, the first time the two great rivals ever played in the NCAA Tournament. The game featured a dozen ties and 18 lead changes, 13 of which came in the second half. Over the final 15:42, the margin for either team exceeded a single possession for a little more than just one minute. Carolina would score nine different times in the second half either to break a tie or reverse the lead, including field goals or free throws by all five Tar Heel starters.

Davis led Carolina to wins in March and April over the No. 4 (twice), No. 9 and No. 11-ranked teams in the AP poll. He won the Big House Gaines Award (National Sports Media Association) and John McLendon Award (CollegeInsider.com) as National Coach of the Year.

Each of Carolina's starters made significant contributions to the team's success in Davis's first season as head coach.

Bacot earned third-team All-America and first-team All-ACC honors, setting the single-season UNC record with 511 rebounds and tying David Robinson's NCAA record with 31 double-doubles; Brady Manek was named the top transfer in the country, coming to UNC after four



seasons at Oklahoma, led the ACC in three-point per-centage and averaged more than 18 points in three games vs. Duke; RJ Davis and Caleb Love alternated at point and shooting guard – Davis had 12 assists in the NCAA first round and 30 points vs. Baylor in round two; Love scored 30 against UCLA then 28 in the Final Four win over Duke; and Leaky Black became a lockdown de-fender, earning ACC All-Defensive team honors.

In nine seasons on the bench with Williams, the Tar Heels played in eight NCAA Tournaments, advanced to the Final Four and national championship games in 2016 and 2017 and won the NCAA title in 2017. The Tar Heels went 228-95, including 107-60 in Atlantic Coast Conference regular-season play, winning the regular-season ACC title in 2016, 2017 and 2019 and the ACC Tournament title in 2016.

Carolina earned three No. 1 seeds and a No. 2 seed in the NCAA Tournament in those nine seasons. The four-year run from 2016-19 was the best four-year NCAA seed average in UNC basketball history.

Davis helped coach 15 players who have played in the NBA, including 11 first-round draft picks – Cole Anthony, Tony Bradley, Reggie Bullock, P.J. Hairston, Justin Jackson, Brice Johnson, Cameron Johnson, Walker Kessler, Nassir Little, Day’Ron Sharpe and Coby White.

Brice Johnson and Jackson were consensus first-team All-America and first-team All-ACC selections; Jackson was the 2017 ACC Player of the Year and Cameron Johnson earned first-team All-ACC honors.

Jackson and Cameron Johnson are among the top three-pointer scorers in Carolina history. Johnson trans-ferred to UNC from Pittsburgh and blossomed into the 11th pick in the first round of the 2019 NBA Draft.

Davis also coached Marcus Paige, who earned second-team All-America and first-team All-ACC honors as a sophomore in 2014 and set the UNC career record with 299 three-pointers, and Joel Berry II, the 2017 Final Four Most Outstanding Player.

Anthony set the ACC record for most points in a college debut and had the second-highest single-season scoring average by a Tar Heel freshman.

White set the UNC single-season record for most threes by a freshman and became the seventh pick in the first round of the 2019 NBA Draft.

Prior to beginning his coaching career, Davis worked for seven years with ESPN as an analyst and co-host of the College GameDay program.

Born in Winston-Salem, N.C., Davis grew up in Burke, Va., where he attended Lake Braddock High School, the same high school UNC and US Soccer star Mia Hamm attended. Davis was a high school football team-mate of future Olympic hurdles gold medalist Allen Johnson.

Davis played in 137 games as a Tar Heel from 1988-92, during which UNC went 102-37, won the 1989 and 1991 ACC Tournaments and played in the 1991 Final Four. He scored 1,615 points, an average of 11.8 per game. He still holds the UNC record for career three-point percentage at .435 (197 of 453). He scored in dou-ble figures 80 times with 23 games scoring 20 or more points.

He scored in double figures in each of his last eight NCAA Tournament games, averaging 18.5 points in those games. That included 19 against Temple in the 1991 NCAA East Regional final and 25 against

Kansas (coached by Williams) in the 1991 Final Four.

Davis averaged 21.4 points and earned second-team All-ACC honors as a senior. He scored in double figures in 32 of 33 games that season, including 20 games with 20 or more points and 30 or more in four games. He netted a career-high 35 points at Duke on March 8, 1992. That 35-point game was part of a seven-game stretch late in the season in which he averaged 28.7 points.

The New York Knicks selected Davis with the 20th pick in the first round of the 1992 NBA Draft. He played 12 seasons in the NBA, scoring 5,583 points, an average of 8.2 per contest. He made 728 three-point field goals and enters the 2024-25 season second in NBA history in career three-point percentage at .441.

Davis averaged double-figure scoring in four different seasons – a career-high 11.1 with Dallas in 1997-98 and with the Knicks in 1993-94 (11.0), 1994-95 (10.0) and 1995-96 (10.7).

He scored a career-high 32 points twice – as a second-year pro with the Knicks vs. Minnesota and in 2000 with Dallas against Seattle.

In 1993-94, he was fourth on the Knicks in scoring behind Patrick Ewing, John Starks and Charles Oakley as New York won 57 games and advanced to the NBA Finals, where they took Hakeem Olajuwon, Clyde Drexler and Kenny Smith to seven games (Doc Rivers and Greg Anthony were also Knicks that season).

He shot 40 percent or better from three-point range in eight seasons, including 1999-2000, when he led the NBA with a career-best 49.1 percent as a Maverick.

Davis shot 80 percent or better from the free throw line nine times. He connected on 83.7 percent of his ca-reer free throw attempts.

Davis played for NBA head coaches Pat Riley, Don Nelson, Jim Clea-mons, Leonard Hamilton, Doug Collins, Rick Carlisle and Larry Brown. His NBA teammates included Anthony, Chauncey Billups, Ewing, Michael Finley, Richard Hamilton, Michael Jordan, Jason Kidd, Steve Nash, Dirk Nowitzki and Rivers.

Hubert’s uncle, Walter, starred at UNC from 1973-77 and was a six-time NBA All-Star. He was the NBA Rookie of the Year in 1978 with the Phoenix Suns, who retired his jersey number. Walter passed away in No-ember 2023 and was elected to the Naismith Hall of Fame in April 2024.

Davis graduated from UNC in 1992 with a degree in criminal jus-tice. He and his wife, Leslie, have three children – Elijah, Gracie and Micah. Elijah is in his first season as a member of the UNC basketball team after three seasons at the University of Lynchburg, while Gracie is a sophomore at Carolina.

The Davises are active members of the Chapel Hill/Carrboro commu-nity, participating in numerous civic endeavors, including their support of the Hargraves Community Center.

HUBERT DAVIS' YEAR-BY-YEAR COACHING SUMMARY

as Head Coach		Overall			ACC		ACC	ACC	NCAA	AP	Coaches
Year	School	W	L	Pct.	W	L	Finish	Tournament	Tournament	Poll	Poll
2021-22	UNC	29	10	.744	15	5	T-2nd	1-1, Semifinals	5-1, Finals	—	2
2022-23	UNC	20	13	.606	11	9	7th	1-1, Quarterfinals	—	—	—
2023-24	UNC	29	8	.784	17	3	1st	2-1, Finals	2-1, Sweet 16	7	6
2024-25	UNC	14	10	.583	7	5	—	—	—	—	—
Head Coach Totals		92	41	.692	50	22		4-3	7-2		
as Assistant Coach		Overall			ACC		ACC	ACC	NCAA	AP	Coaches
Year	School	W	L	Pct.	W	L	Finish	Tournament	Tournament	Poll	Poll
2012-13	UNC	25	11	.694	12	6	3rd	2-1, Finals	1-1, 2nd Round	—	—
2013-14	UNC	24	10	.706	13	5	T-3rd	0-1, Quarterfinals	1-1, 2nd Round	19	21
2014-15	UNC	26	12	.684	11	7	5th	3-1, Finals	2-1, Sweet 16	15	12
2015-16	UNC	33	7	.825	14	4	1st	3-0, Champions	5-1, Final Four, 2nd	3	2
2016-17	UNC	33	7	.825	14	4	1st	1-1, Semifinals	6-0, Champions	5	1
2017-18	UNC	26	11	.703	11	7	T-3rd	3-1, Finals	1-1, 2nd Round	10	14
2018-19	UNC	29	7	.806	16	2	T-1st	1-1, Semifinals	2-1, Sweet 16	3	9
2019-20	UNC	14	19	.424	6	14	T-13th	1-1, Second Round	—	—	—
2020-21	UNC	18	11	.621	10	6	T-5th	2-1, Semifinals	0-1, 1st Round	—	—
Assistant Coach Totals		228	95	.706	107	55		16-8	18-7		



O – TY CLAUDE
6-7, Graduate, Forward, Goldsboro, N.C.



Came to Carolina after one season at Georgia Tech • In his sixth season of college basketball (medical red-shirt in 2020-21) • Has scored 966 points and grabbed 663 rebounds in 115 games • Played previously at Morehead State (parts of two seasons from 2019-22), Western Carolina (2022-23) and Georgia Tech (2023-24) • Played in 30 games as a freshman in 2019-20 then missed the following season and all but nine games in 2021-22 due to a knee injury • Grabbed 40% of his rebounds on the offensive glass • Scored in double figures 46 times with a high of 24 while at WCU vs. Samford on 2/1/23 • Nineteen double-figure rebound games with a high of 17 for WCU at The Citadel on

1/14/23 • Has 15 double-doubles • Scored 20 or more points five times • Scoring high vs. a Power 5 opponent was 18 against Georgia in his first game at WCU.

2024-25: Averaging 1.6 points and 1.8 rebounds • Played in 14 games • Season-high 13 minutes vs. UCLA • Hubert Davis credited his energetic six minutes of play as changing the game in UNC's win over Boston College • Had five rebounds (three offensive) in six minutes vs. La Salle • Was unable to play against Georgia Tech, his former team, due to a right corneal abrasion, an injury that occurred in the first half of the Alabama game on 12/4 • Six points and a season-best five rebounds vs. Alabama • Grabbed three rebounds in four minutes at Kansas in his Tar Heel debut • Scored his first seven points as a Tar Heel vs. American.

2023-24 at Georgia Tech: Averaged 4.8 points and 5.2 rebounds in 17.4 minutes per game and shot 49.5% from the floor • Eighth in the ACC in offensive rebounding with 2.4 per game • Was 10th nationally in offensive rebound percentage (.157) • Five or more offensive rebounds five times • Scored in double figures three times with a high of 19 vs. Howard • Season-high 10 rebounds vs. Georgia Southern and Florida State (six offensive vs. the Seminoles) • Eight or more rebounds 10 times, including games against Duke, Clemson, UNC and NC State • Nine points, eight rebounds and three blocks (all in the last seven minutes) in Tech's 74-73 win over the Tar Heels in Atlanta • Nine points (six in overtime) and eight rebounds in a career-high 38 minutes in a win over Clemson.

2022-23 at Western Carolina: Third-team All-Southern Conference • Averaged 15.4 points and 8.6 rebounds (3.2 offensive), converted 52.3% from the floor and a career-best 72.0% from the line • Totaled 476 points, 266 rebounds (98 offensive) and 28 blocks • Scored in double figures in 30 of 31 games, including a career-high 24 vs. Samford and 21 in consecutive games vs. Tennessee Tech and Toccoa Falls • Had 11 double-doubles • Had 17 points and 17 rebounds vs. The Citadel and 18/13 at VMI • Made the SoCon All-Tournament Team after averaging 15.0 points and eight boards in two games.

2019-22 at Morehead State: Started 19 games as a freshman in 2019-20, averaging 9.5 points and 6.4 rebounds • Shot 59.7% from the floor • Scored in double figures 12 times and had three double-doubles as a freshman • Went 11 for 14 from the floor and scored 23 points, his highest total as an Eagle, vs. Eastern Kentucky on 2/13/20 • Made 10 of 12 from the floor and scored 20 points vs. Tennessee Tech on 1/23/20 • Did not play in 2020-21 due to a knee injury that also limited him to nine games the following season.

2024-25	FG	3FG	FT	REB	PF	PTS	A	TO	B	S	MP
Elon				DNP							
at Kansas	0-1	0-0	0-0	1-2-3	3	0	0	1	0	0	4
American	2-2	0-0	3-3	0-2-2	1	7	0	0	0	0	5
at Hawai'i	0-0	0-0	1-2	1-1-2	1	1	0	0	0	1	5
vs. Dayton	0-0	0-0	0-0	0-0-0	0	0	0	0	0	0	0+
vs. Auburn				DNP							
vs. Michigan State	0-0	0-0	0-0	0-0-0	1	0	0	0	0	0	3
Alabama	3-3	0-1	0-1	3-2-5	1	6	1	1	0	0	10
Georgia Tech				DNP - right eye							
La Salle	1-3	0-0	1-4	3-2-5	1	3	0	0	0	0	6
vs. Florida	0-0	0-0	1-2	1-0-1	1	1	0	0	0	0	2
vs. UCLA	0-0	0-0	0-0	1-1-2	3	0	0	0	0	0	13
Campbell	1-1	0-0	0-0	0-1-1	1	2	0	0	0	1	10
at Louisville	0-0	0-0	0-0	0-0-0	2	0	0	0	0	0	3
at Notre Dame				DNP							
SMU				DNP							
at NC State				DNP							
Cal				DNP							
Stanford				DNP							
at Wake Forest	0-0	0-0	0-1	1-0-1	2	0	0	0	0	0	4
Boston College	1-2	0-0	0-0	1-1-2	1	2	0	0	0	0	6
at Pitt	0-1	0-0	0-0	0-1-1	2	0	0	0	1	1	4
at Duke				DNP							
Pitt				DNP							
at Clemson											
at Syracuse											
NC State											
Virginia											
at Florida State											
Miami											
Virginia											
at Virginia Tech											
Duke											

Prep: Played his senior season at Moravian Prep after beginning his high school career at Goldsboro High School • Played AAU for Team Loaded NC.


Personal: Born July 24, 2000, in Goldsboro, N.C. • Son of Tori Claude and Tasha Pearsall • Pronounced tie-ZHON Clawed but prefers Ty • Plays the drums and enjoys fishing.

CLAUDE'S STATS (2019-20 and 2021-22 at Morehead State, 2022-23 at Western Carolina, 2023-24 at Georgia Tech)																			
Year	GP-GS	Min.	Ave.	FGM-A	Pct.	3FGM-A	Pct.	FTM-A	Pct.	Off	Def	Reb	Ave.	A	TO	B	S	Pts	Ave.
2019-20	30-19	658	21.9	120-201	.597	0-0	-	45-90	.500	73	119	192	6.4	16	44	18	16	285	9.5
2020-21	red-shirted due to injury																		
2021-22	9-0	62	6.8	12-25	.480	0-0	-	7-11	.636	6	10	16	1.8	5	10	3	2	31	3.4
2022-23	31-28	818	26.4	174-333	.523	2-6	.333	126-175	.720	98	168	266	8.6	16	65	28	12	476	15.4
2023-24	32-4	557	17.4	51-103	.495	1-7	.143	49-74	.662	78	87	165	5.2	22	25	14	9	152	4.8
2024-25	14-0	75	5.3	8-13	.615	0-0	-	6-13	.462	12	13	25	1.8	1	2	1	3	22	1.6
Totals	116-51	2169	18.7	365-675	.541	3-13	.231	233-363	.642	267	397	664	5.7	60	146	64	42	966	8.3



2 – JAMES BROWN

6-10, Freshman, Forward, Aurora, Ill.



Played in 13 games • Season-high six points on 3 for 4 FGs against La Salle • Two offensive rebounds and scored his first collegiate points on a putback in a first-half stint at Kansas.

Prep: Came to Carolina from Link Academy in Branson, Mo., where he played for Coach Bill Armstrong • Averaged 7.3 points and led Link with 4.6 rebounds per game • Also had a team-high 29 blocks and was second in offensive rebounds with 61 and field goal percentage (.571) • Link went 18-5 last season • Previously attended St. Rita High School in Chicago, where he averaged 11 points and nine rebounds as a junior • Played AAU

ball for Chicago-based Meanstreets and MoKan Elite in Kansas • Member of the Black Student Union at St. Rita's.

Personal: Born James Courtney Brown on Nov. 16, 2005, in Aurora, Ill. • Son of Marcia Smith-Brown and Courtney Brown • His dad played football at Howard • His cousin, Corey Brewer, won NCAA titles at Florida in 2006 and 2007 and played 13 seasons in the NBA.

2024-25	FG	3FG	FT	REB	PF	PTS	A	TO	B	S	MP
Elon				DNP							
at Kansas	1-1	0-0	0-0	2-0-2	1	2	0	0	0	0	2
American				DNP - lower leg							
at Hawai'i	0-0	0-0	0-0	0-0-0	0	0	0	0	0	0	2
vs. Dayton	0-0	0-0	0-0	0-1-1	2	0	0	0	0	0	3
vs. Auburn				DNP							
vs. Michigan State				DNP							
Alabama				DNP							
Georgia Tech	0-0	0-0	0-0	0-0-0	0	0	0	0	0	0	1
La Salle	3-4	0-0	0-0	0-0-0	0	6	0	0	0	0	5
vs. Florida				DNP							
vs. UCLA				DNP							
Campbell	1-1	0-0	1-2	2-0-2	3	3	0	0	0	0	4
at Louisville				DNP							
at Notre Dame	0-1	0-0	0-0	0-0-0	0	0	0	0	0	0	3
SMU	0-0	0-0	0-0	0-0-0	0	0	0	1	0	0	2
at NC State				DNP							
Cal	0-0	0-0	0-0	0-1-1	0	0	0	0	0	0	4
Stanford				DNP							
at Wake Forest	0-0	0-0	0-0	1-0-1	1	0	0	1	0	1	5
Boston College				DNP							
at Pitt	0-0	0-0	0-0	0-0-0	2	0	0	0	0	0	1
at Duke	1-1	0-0	0-0	0-0-0	0	2	0	0	0	0	2
Pitt	0-1	0-0	0-0	0-0-0	0	0	0	0	0	0	1
at Clemson											
at Syracuse											
NC State											
Virginia											
at Florida State											
Miami											
Virginia											
at Virginia Tech											
Duke											

BROWN'S STATS																			
Year	GP-GS	Min.	Ave.	FGM-A	Pct.	3FGM-A	Pct.	FTM-A	Pct.	Off	Def	Reb	Ave.	A	TO	B	S	Pts	Ave.
2024-25	13-0	35	2.7	6-9	.667	0-0	-	1-2	.500	5	2	7	0.5	0	2	0	1	13	1.0



3 – ELLIOT CADEAU

6-1, Sophomore, Guard, West Orange, N.J.



X: @ElliotCadeau, Instagram: elllio

Career: Career high 19 points at Miami (2/10/24) and 13 assists at Wake Forest (1/21/25) • Scored in double figures 22 times (UNC 15-7) and had 10 or more assists four times (3-1) • First Tar Heel with four career double-digit assist games since Kendall Marshall from 2010-12 • Tar Heels are 19-12 when he has five or more assists.

2024-25: Averaging 10.4 points and 6.0 assists • Leads a Carolina offense that is second in the ACC in scoring and second in fastbreak points in all games • Third in the ACC in assists in all games

and league play • Has 10 or more assists three times - first Tar Heel with multiple double-digit assist games in a season since Theo Pinson in 2017-18 • Scored in double figures 15 times • Scored 17 or more points four times • More assists than turnovers 17 times • Four or more turnovers 11 times (five of the last nine games) • Second on the team with 27 steals • Made 29 of 57 from the floor over the last seven games (50.9%) • Made a three in 11 games with highs of three vs. Elon and two vs. Michigan State, Notre Dame and Wake Forest • Made nine of 22 threes over the last 10 games (team best 40.9%).

Attempted a season-low three field goals and had seven assists in the win over Pitt (both field goals came less than a minute apart and tied the game at 58 and 60) • Career-high 13 assists, 14 points and second career double-double at Wake Forest • Made or assisted on 18 of UNC's 26 field goals, the second-highest single-game percentage (.692) in a game ever by a Tar Heel • The 13 assists equal the most by a Tar Heel vs. Wake Forest (Ed Cota in 2000) • Led UNC in plus/minus and had 12 points, a team-high six rebounds, five assists and zero turnovers vs. Stanford (but played only 26 minutes due to two first-half fouls) • Was 6 for 8 from the free throw line vs. the Cardinal (had attempted only six FTs in the previous six games) • Tied his career high with seven field goals in a 15-point effort vs. Cal (scored seven early points to help UNC race to a 16-8 lead • ACC career-best 11 assists at NC State, including an over-the-head toss to Jalen Washington for the go-ahead and game-winning field goal with 25 seconds to play • The 11 assists were the most by a Tar Heel vs. NC State since 2012 • Scored Carolina's final six points in the final 22 seconds, including the game-winning four-point play with 4.8 seconds to play, in the 74-73 win at Notre Dame • Following his go-ahead free throw he made the defensive stop on Markus Burton, forcing a missed field goal attempt on the final play of the game • Was Carolina's first four-point play in four seasons and the first free game-winning free throw in the final 10 seconds since 2018 • First career double-double with 12/12 vs. Campbell • Made defensive stop on final play in the win over UCLA • Seven assists and only one turnover and led UNC offense that shot 50% in both halves in win over La Salle • Career-high seven turnovers but hit the biggest shot of the game in the win over Georgia Tech, a three with 2:26 to play that gave UNC a 62-57 lead • Had 17 points and six assists vs. Michigan State • Career-high six turnovers in the first half vs. Dayton but had zero in the second half (played the final 10-plus minutes with four fouls) • Tied career high with seven field goals in eight attempts in 17-point performance at Hawai'i • Played just six minutes in the first half due to two early fouls – was 5 for 5 from the floor with three assists and two steals in second half as UNC outscored Hawai'i by 11 • Had 17 points, eight assists, career highs in 3FGs (3) and blocks (2), three steals and was a career-best +28 vs. Elon • Eight free throw attempts were the second most in his career • Season-high 18 points, eight assists, tied his career high with four steals vs. American, helping UNC score 23 fastbreak points and shoot 59%.

2024-25	FG	3FG	FT	REB	PF	PTS	A	TO	B	S	MP
Elon•	4-7	3-4	6-8	1-3-4	1	17	8	3	2	3	32
at Kansas•	3-11	0-3	6-6	0-2-2	3	12	7	2	0	1	33
American•	6-9	1-3	5-9	2-1-3	2	18	8	1	0	4	29
at Hawai'i•	7-8	0-1	3-3	0-1-1	2	17	4	1	0	2	23
vs. Dayton•	2-4	0-1	6-8	0-3-3	4	10	5	6	1	1	32
vs. Auburn•	5-15	0-0	0-1	2-4-6	4	10	3	2	0	1	30
vs. Michigan State•	5-10	2-4	5-5	0-3-3	5	17	6	4	0	1	34
Alabama•	0-4	0-2	1-3	0-6-6	2	1	4	4	0	1	25
Georgia Tech•	4-13	1-6	0-0	1-5-6	2	9	4	7	1	3	28
La Salle•	2-5	0-3	0-0	0-3-3	3	4	7	1	0	0	24
vs. Florida•	5-12	1-5	0-1	0-1-1	4	11	7	4	0	1	31
vs. UCLA•	2-5	1-2	3-5	0-2-2	3	8	5	5	0	0	28
Campbell•	6-11	0-2	0-0	1-2-3	3	12	12	3	0	1	34
at Louisville•	1-5	0-2	2-2	1-1-2	5	2	5	2	0	0	24
at Notre Dame•	3-5	2-3	2-3	0-1-1	4	10	6	1	0	0	32
SMU•	3-6	1-1	0-0	0-2-2	4	7	1	4	1	1	19
at NC State•	2-9	0-3	0-0	0-2-2	2	4	11	3	0	1	29
Cal•	7-15	1-2	0-0	1-2-3	3	15	3	4	0	1	30
Stanford•	3-4	0-0	6-8	1-5-6	3	12	5	0	0	1	26
at Wake Forest•	5-10	2-4	2-3	0-5-5	4	14	13	3	0	2	38
Boston College•	4-6	0-0	5-8	0-3-3	1	13	4	4	1	1	38
at Pitt•	5-10	1-6	0-0	0-3-3	5	11	7	4	0	1	28
at Duke•	3-10	2-2	0-1	2-2-4	2	8	3	5	1	0	26
Pitt•	2-3	0-1	1-2	0-3-3	3	5	7	3	0	0	28
at Clemson											
at Syracuse											
NC State											
Virginia											
at Florida State											
Miami											
Virginia											
at Virginia Tech											
Duke											

2023-24: Member of CollegeInsider.com's Kyle Macy Freshman All-America team • First Tar Heel to make the ACC All-Freshman team since Caleb Love and Day'Ron Sharpe in 2021 • Joined Ed Cota, Raymond Felton, Bobby Frasar, Ty Lawson, Kendall Marshall, Marcus Paige, Coby White, Cole Anthony and Love as UNC point guards to earn All-Freshman team honors • Averaged 7.3 points and 4.1 assists • Led UNC with 150 assists, the most by any Tar Heel since senior Theo Pinson in 2018 and the most by a freshman since Marcus Paige in 2013 • Assist/turnover ratio of 2.24 to 1 • Was the 11th UNC freshman with 100 assists in a season and had the fourth-best assist/turnover ratio among those players (behind Jeff Lebo, Ty Lawson and Kendall Marshall) • Six or more assists 10 times (UNC 8-2) • More assists than turnovers 27 times • Season-high 10 assists vs. Tennessee and ACC-best nine at Syracuse • Scoring high of 19 points at Miami • Started 31 of the last 32 games (all except senior night) • One or fewer turnovers 15 times • Scored in double figures seven times (UNC 7-0) • Made 28 of his last 37 free throws (75.7%) over the last 17 games • Averaged 5.7 assists in the ACC Tournament.

CADEAU'S STATS																			
Year	GP-GS	Min.	Ave.	FGM-A	Pct.	3FGM-A	Pct.	FTM-A	Pct.	Off	Def	Reb	Ave.	A	TO	B	S	Pts	Ave.
2023-24	37-31	881	23.8	101-242	.417	10-53	.189	59-91	.648	21	60	81	2.2	150	67	4	29	271	7.3
2024-25	24-24	701	29.2	89-197	.452	18-60	.300	53-76	.697	12	65	77	3.2	145	76	7	27	249	10.4
Totals	61-55	1583	25.9	190-439	.433	28-113	.248	112-167	.671	33	125	158	2.6	295	143	11	56	520	8.5



4 – RJ DAVIS

6-0, Graduate, Guard, White Plains, N.Y.



X: @ariidavis_ Instagram: ariidavis_

2023-24 Honors

- Naismith Trophy & Wooden Award finalist
- Jerry West Award (Naismith Basketball Hall of Fame award for the best shooting guard in the nation)
- Consensus/unanimous first-team All-America
- Associated Press, NABC, USBWA, Sporting News, John R. Wooden, Naismith, ESPN.com, Dick Vitale, NCAA.com and CBSSports.com first-team All-America
- ACC Player of the Year (ACC and AP)
- UNC's Most Valuable Player
- First-team All-ACC (ACC and AP), All-Tournament
- Four-time ACC & National Player of the Week

2022-23 Honors

- UNC's Co-Most Valuable Player
- Honorable mention All-ACC, Academic All-ACC

Career: Second in UNC career scoring and seventh in ACC history with 2,505 points • Carolina's all-time leader in 3FGs (325) and free throw accuracy (86.0%) • Scored more points than any other guard in Carolina history • The only Tar Heel with 2,000 points, 600 rebounds, 500 assists, 300 three-pointers and 150 steals • Eighth-highest scoring average (15.5) among Tar Heel guards • Second in games played by a Tar Heel (162) • In 2024, he became the first Tar Heel to earn consensus first-team All-America honors since Justin Jackson in 2016-17 • One of 11 Tar Heels to make every team the NCAA uses to determine consensus honors (AP, NABC, USBWA, Sporting News) • First UNC guard to be a consensus/unanimous first-team All-America since Joseph Forte in 2000-01 • Joined Ford, Michael Jordan, Forte and Ty Lawson as the only Tar Heel guards voted ACC Player of the Year (15th Tar Heel overall) • UNC's Most Valuable Player in 2022-23 (co-winner) and 2023-24.

Set the all-time Smith Center scoring record with a career-high 42 vs. Miami on 2/26/24 • Scored in double figures 128 times (UNC 87-41), with 20 or more 42 times (UNC 32-10) and 30 or more six times (UNC 5-1) • Made multiple three-pointers 95 times (UNC 70-25) with a high of seven vs. Miami in his 42-point effort • Made four or more 3FGs 30 times, five or more nine times and six or more twice • Set the UNC record with 23 consecutive games with multiple 3FGs, eight more games than the previous record by Justin Jackson in 2017 • Made at least one three in 41 games over the previous two seasons, which tied the second-longest streak in UNC history • Led UNC in scoring 56 times and assists 65 times • Has two of the five-longest consecutive made free throw streaks in UNC history – tied Jeff Lebo's record of 41 in the Kentucky game on 12/16/23 and also had a streak of 39 over the last five games in 2021-22 and first four games in 2022-23 • UNC is 16-2 when he scores 20 or more points and has five or more assists.

In addition to 42 points vs. Miami, career highs include 12 rebounds vs. Kansas in the 2022 NCAA championship game, 12 assists vs. Marquette (3/17/22), 14 for 14 free throws vs. NC State (1/21/23) and five steals twice • One of four Tar Heels with career highs of at least 30 points, 10 rebounds and 10 assists (with Larry Miller, Walter Davis and Steve Bucknall) • Only Tar Heel with at least 10 assists in one NCAA Tournament game and 30 points in the next (12 assists vs. Marquette and 30 points vs. Baylor in 2022) • Has the second-highest free throw percentage in UNC history in NCAA Tournament play (91.3%) behind Ford • Five career doubles-doubles (four in points/rebounds and one in points/assists) • Has the fifth-most career points (173) and second-most 3FGs by a Tar Heel in the ACC Tournament.

2024-25	FG	3FG	FT	REB	PF	PTS	A	TO	B	S	MP
Elon•	7-19	3-11	7-7	2-5-7	1	24	7	0	0	2	33
at Kansas•	3-15	1-7	9-11	0-1-1	0	16	4	1	1	0	37
American•	5-13	1-7	2-2	0-3-3	1	13	3	2	0	1	26
at Hawai'i•	6-14	2-6	4-5	0-3-3	1	18	4	1	0	0	34
vs. Dayton•	8-19	4-10	10-11	2-5-7	4	30	5	4	0	1	36
vs. Auburn•	5-11	1-4	1-1	0-5-5	1	12	1	1	0	0	36
vs. Michigan State•	6-18	2-6	2-3	2-1-3	4	16	7	1	0	3	37
Alabama•	7-24	1-11	3-3	0-3-3	1	18	4	3	0	4	35
Georgia Tech•	5-15	2-8	4-5	1-6-7	3	16	3	2	0	2	38
La Salle•	4-11	2-6	3-4	0-1-1	1	13	5	1	0	1	26
vs. Florida•	10-19	3-11	6-7	0-8-8	1	29	1	2	0	4	36
vs. UCLA•	5-12	2-7	5-6	0-4-4	4	17	2	2	0	0	36
Campbell•	7-13	5-10	4-5	0-4-4	1	23	5	2	0	0	35
at Louisville•	4-14	1-5	3-3	0-3-3	4	12	4	2	0	2	37
at Notre Dame•	3-9	0-3	2-2	0-1-1	4	8	7	1	0	0	36
SMU•	8-15	3-6	7-9	0-5-5	4	26	4	1	0	2	32
at NC State•	5-13	1-3	0-0	0-2-2	1	11	2	3	0	0	36
Cal•	2-9	1-4	2-2	0-5-5	1	7	3	2	0	0	30
Stanford•	6-15	3-7	4-4	0-3-3	1	19	5	2	0	1	38
at Wake Forest•	8-16	3-9	2-2	0-0-0	3	21	1	2	0	2	38
Boston College•	6-11	2-5	8-8	0-5-5	1	22	5	0	0	1	39
at Pitt•	6-12	3-6	1-2	0-4-4	2	16	5	3	0	0	39
at Duke•	4-11	2-4	2-2	1-4-5	1	12	2	0	0	0	30
Pitt•	6-12	3-5	3-4	0-2-2	1	18	3	0	0	0	38
at Clemson											
at Syracuse											
NC State											
Virginia											
at Florida State											
Miami											
Virginia											
at Virginia Tech											
Duke											

2024-25: Named to the Wooden Award mid-season top 25 and Jerry West Award top 10 • One of three players in the ACC in the top 10 in scoring and assists (ninth in both) • Also fourth in the ACC in free throw percentage (.870, the third straight year he has shot 87% or better) • Leads UNC in scoring at 17.4 ppg and three-pointers (51) • Made a three in 23 of 24 games and multiple 3FGs 16 times • Has 92 assists and only 38 turnovers • Has led UNC in scoring in each of the last six games • Is 36 for 77 from the floor (46.8%) and 16 of 34 from three (47.1%) in those six games • Nine games with five or more assists.

Hit go-ahead and game-winning shot vs. Pitt with 51 seconds to play • Made three 3FGs vs. the Panthers, the sixth straight game he made multiple threes and third time in that stretch he made three • Totaled 22 points, five rebounds, five assists and zero turnovers vs. Boston College, becoming the second Tar Heel ever with multiple career games with 20-5-5-0 • Scored seven of UNC's 13 overtime points vs. the Eagles • Led UNC with 19 points, five assists vs. Stanford • Hit three 3FGs and scored a game-high 26 points in the 15-point win over SMU • Was his fifth 20-point game this season and the 50th career game he led UNC in scoring (UNC 35-15) • Season-high seven assists at Notre Dame in only game he failed to score in double figures • Season-high five threes and 23 points vs. Campbell • Hit two 3FGs in the first four minutes vs. the Camels to break the UNC career 3FGs record • Hit tying and winning free throws with 13.6 seconds to play in 76-74 win over UCLA • Game-high 29 vs. Florida, his 17th career game with 25 or more points • Hit three 3FGs vs. the Gators, most since he made four vs. Dayton on November 25 • Had 16 points, seven assists and three steals vs. Michigan State • Scored 20 of his game-high and season-best 30 points in the second half in the comeback win over Dayton • Season-high four threes, all in the second half • Gave UNC its first lead

Year	GP-GS	Min.	Ave.	FGM-A		Pct.	3FGM-A		Pct.	FTM-A		Pct.	Off	Def	Reb	Ave.	A	TO	B	S	Pts	Ave.
2020-21	29-10	644	22.2	79-226	.350	32-99	.323	55-67	.821	12	54	66	2.3	56	54	2	19	245	8.4			
2021-22	39-39	1321	33.9	178-419	.425	66-180	.367	105-126	.833	22	144	166	4.3	142	74	8	40	527	13.5			
2022-23	33-32	1153	35.0	179-409	.438	63-174	.362	111-126	.881	20	147	167	5.1	106	62	2	36	532	16.1			
2023-24	37-37	1287	34.8	260-607	.428	113-284	.398	151-173	.873	18	116	134	3.6	129	55	8	45	784	21.2			
2024-25	24-24	838	34.9	136-340	.400	51-161	.317	94-108	.870	8	83	91	3.8	92	38	1	26	417	17.4			
Totals	162-142	5244	32.4	832-2001	.416	325-898	.362	516-600	.860	80	544	624	3.9	525	283	21	166	2505	15.5			



of the second half with a 3FG with 1:52 to play then assisted on Drake Powell's three, which was the game-winner • Made four FTs in the final 0:14 to secure the win • Led all scorers with 18 at Hawai'i • Led all scorers with 24 and added seven assists without a turnover vs. Elon, scoring five straight points after the Phoenix overcame a 16-point deficit to lead 71-69 • Scored 17 of his 24 in the second half, including 10 of UNC's final 21 after Elon took the lead.

2023-24: Won his second straight UNC Most Valuable Player award • Finalist for the Naismith Trophy and Wooden Award • Winner of the Jerry

West Award, given by the Naismith Basketball Hall of Fame to the top shooting guard in the country • First Tar Heel and second ACC player (Duke's RJ Barrett in 2019) to win the West Award • Associated Press, NABC, USBWA, John R. Wooden, Naismith, Sporting News, ESPN.com, NCAA.com, CBSSports.com and Dick Vitale's first-team All-America • The 19th Tar Heel to be a consensus first-team All-America • ACC Player of the Year by the ACC and the Associated Press (received 90.7 of the first-place ballots by the ACC voters and was a unanimous choice by the AP) • Leading vote-getter for first-team All-ACC (also unanimous selection by the AP) • First-team All-ACC Tournament, averaging 24.3 points, 4.0 rebounds, 3.3 assists and 3.0 three-pointers in the three games.

Won National Player-of-the-Week honors from various organizations four times (Oklahoma, Charleston Southern, Wake Forest/Florida State and Miami/NC State) • The only player in the country to earn AP Player-of-the-Week honors twice this season • Recipient of an ACC Post-Graduate Scholarship and UNC's Scholar-Athlete award winner for men's basketball • ACC Player of the Week four times, the most by a Tar Heel since Joel Berry II won four times in 2016-17 • Joined Berry, Tyler Hansbrough, Antawn Jamison, Forte, Marcus Paige and Brice Johnson as Tar Heels with four or more ACC honors in one season.

Scored 784 points, fourth most in a season by a Tar Heel, the most ever by a guard and the most by any Tar Heel since Hansbrough's 882 in 2007-08 • Led the ACC in scoring in all games (career-high 21.2) and conference play (21.1) • Highest scoring average in ACC games since Barrett (23.6) in 2019 • Second in the ACC in 3FGs per game (3.05) and third in free throw percentage (87.3%) • Made 41 straight free throws from 11/23-12/16, which tied the UNC record (ended on his ninth and final attempt vs. Kentucky) • One of four Tar Heels to average 20 points and have 100 assists in a season (Charlie Scott in 1968, Ford in 1978 and Forte in 2001) • Led UNC in three-pointers (113), three-point percentage (.398) and plus/minus (+383) and was second in assists (129) and steals (45).

Set the UNC single-season record with 113 threes (previous 105 by Jackson in 2016-17) and 3.05 threes per game (previous 2.71 by Shammond Williams in 1996-97) • Ninth-most threes in a season in ACC history • Made a three in 36 of 37 games, including multiple threes 32 times • Career-high seven threes vs. Miami, which was the fifth time he made five or more this season • Led (or co-led) UNC in scoring 26 times and led (or co-led) both teams 18 times • Nine games with at least 20 points and five assists, most since Kenny Smith had nine in 1986-87 • Scored 30 or more points four times, most since Jamison in 1997-98 • Scored 25 or more points 11 times, most since Hansbrough's 16 in 2007-08 • Scored 20 or more points 23 times, most since Hansbrough's 27 in 2007-08 • First Tar Heel to score 20 or more in eight straight games (Villanova through Charleston Southern) since Hansbrough in 2008-09 • First Tar Heel since Scott in 1970 and fourth ever to score 26 or more points in five straight games (30 vs. Arkansas, 27 vs. Tennessee, 27 vs. FSU, 26 vs. UConn and 27 vs. Kentucky) • Five or more assists 12 times (UNC 9-3).

2022-23: Carolina's Co-Most Valuable Player with Armando Bacot • Honorable mention All-ACC and second-team All-ACC Tournament • Academic All-ACC team • Led the ACC in free throw shooting (.881) and was 10th in scoring (career-high 16.1) • Was 23rd nationally in free throw percentage • Shot the third-highest free throw percentage in a season by a Tar Heel • Also led UNC in assists (106), three-point percentage (.362) and plus/minus (+190), was second in scoring, three-pointers (63) and steals (36) • Scored in double figures 29 times • UNC was 5-2 when he scored 20 or more • Season-high 27 points and five threes in home win vs. Wake Forest • Made multiple threes 18 times (UNC 13-5) • UNC went 6-3 when he made three or more 3FGs • Season-high five assists nine times (UNC 7-2) • Had more assists than turnovers in 18 of the last 23 games • Career-best 5.1 rebounds (eight or more seven times, including 10 vs. Gardner-Webb, Georgia Tech and Virginia) • Made 38 for 72 (.528) from the floor in his last six games and 16 of 31 (.516) from three over his last five games • Averaged 21.0 points, made 15 of 26 FGs (.577) and 8 of 14 threes (.571) in two ACC Tournament games.

2021-22: UNC's Co-Most Improved Player with Caleb Love • Named to CoSIDA Academic All-District 3 team • Started every game and averaged 13.5 points and 3.6 assists • Led the team with 142 assists and 40 steals, was second free throw percentage (.833) and three-point percentage (.367), third in three-pointers (66) and fourth in scoring • Averaged 14.7 points over a team-high 37.7 minutes per game, had 30 assists/12 turnovers and made 29 for 31 from the free throw line in the NCAA Tournament • The 30 assists and 5.0 assists per game are the second most by a Tar Heel in a six-game NCAA Tournament series • UNC was 15-4 when he scored 15 or more points • Scored in double figures 28 times • Shot 44.8% from the floor, 40.3% from three and had 116 assists/50 turnovers in UNC's wins • Led UNC in scoring four times, assists 16 times and plus/minus 10 times • Made multiple threes 19 times (UNC 15-4), including six vs. Brown and five vs. Syracuse and Baylor.

2020-21: Academic All-ACC team honoree • Fifth on the team in scoring at 8.4 points per game • Averaged 10.3 ppg over the last eight games • Scored in double figures 14 times with a high of 19 vs. Virginia Tech in the ACC quarterfinals • Led UNC in scoring three times (UNLV, at Florida State, Virginia Tech) • Third on the team in three-pointers with 32 • Made multiple 3FGs 10 times with a high of four vs. Virginia Tech • Season-high eight assists at Iowa • Led the team in free throw percentage among those with 50 or more attempts (.821).

RJ DAVIS' GAME-BY-GAME LOGS

2020-21	FG	3FG	FT	REB	PF	PTS	A	TO	B	S	MP
Coll. of Charleston	4-9	1-3	2-4	2-2-4	3	11	1	1	0	1	27
vs. UNLV	5-9	3-4	3-3	2-4-6	1	16	1	1	0	0	28
vs. Stanford	3-8	2-4	2-2	1-2-3	3	11	1	3	0	0	27
vs. Texas	3-11	0-2	5-7	1-3-4	2	11	3	3	0	1	33
at Iowa	4-8	2-5	2-4	0-2-2	1	12	8	3	0	0	34
NC Central	2-10	0-5	2-2	0-1-1	2	6	3	3	0	0	33
vs. Kentucky	1-6	1-4	0-1	0-0-0	2	3	1	0	0	0	16
at NC State	5-14	1-4	0-0	0-3-3	2	11	3	3	0	0	36
at Georgia Tech	1-7	1-3	2-2	0-3-3	2	5	3	3	0	0	24
Notre Dame	1-6	1-6	0-0	0-3-3	0	3	2	2	0	0	23
at Miami	1-5	0-2	0-0	0-0-0	2	2	0	3	0	0	14
Syracuse	3-8	2-6	4-4	1-1-2	0	12	1	0	0	2	22
at Florida State	6-9	2-3	2-2	0-4-4	1	16	3	1	0	1	20
Wake Forest	4-7	0-0	5-6	1-1-2	2	13	0	1	1	2	17
NC State	3-6	1-1	3-5	1-1-2	1	10	3	2	0	0	16
at Pittsburgh	2-7	1-3	0-0	0-0-0	1	5	3	2	0	0	21
at Clemson	0-3	0-2	0-0	0-2-2	2	0	2	1	0	1	12
at Duke	0-5	0-3	0-0	0-2-2	0	0	2	0	0	0	15
at Virginia	3-8	0-2	0-0	1-0-1	2	6	0	2	0	2	24
Northeastern	0-4	0-1	4-4	1-1-2	2	4	3	0	0	1	16
Louisville	2-5	2-4	0-0	0-0-0	1	6	3	1	0	0	18
Marquette	4-10	2-4	1-2	0-2-2	3	11	1	4	0	1	18
Florida State	3-11	2-7	4-4	0-3-3	1	12	1	5	0	1	23
at Syracuse	3-9	1-3	2-2	0-1-1	2	9	3	4	0	1	23
Duke	1-3	0-0	3-4	0-2-2	2	5	0	2	0	0	17
vs. Notre Dame (ACC)	5-9	2-5	2-2	0-2-2	0	14	0	0	0	3	19
vs. Virginia Tech	6-10	4-7	3-3	0-4-4	1	19	1	2	0	1	25
vs. Florida State	2-10	0-3	3-3	0-1-1	2	7	2	2	0	1	24
vs. Wisconsin (NCAA)	2-9	1-3	0-0	1-3-4	2	5	2	0	1	0	22
2021-22	FG	3FG	FT	REB	PF	PTS	A	TO	B	S	MP
Loyola Maryland	2-5	1-2	1-1	0-5-5	4	6	5	2	0	1	23
Brown	9-17	6-9	2-2	0-2-2	2	26	6	1	0	0	36
at Charleston	2-3	0-1	2-3	1-1-2	3	6	4	2	0	1	21
vs. Purdue	6-12	2-5	4-4	0-7-7	2	18	4	1	0	0	34
vs. Tennessee	3-11	2-3	6-7	0-4-4	2	14	4	4	0	1	35
UNC Asheville	5-11	2-6	0-0	0-5-5	3	12	1	4	0	2	30
Michigan	4-11	1-3	0-0	0-2-2	1	9	1	1	0	1	28
at Georgia Tech	8-11	4-6	3-3	0-5-5	3	23	5	3	0	1	35
Elon	4-10	1-4	2-3	0-5-5	2	11	0	3	0	2	30
Furman	2-8	0-3	2-5	0-3-3	1	6	7	1	0	0	36
vs. Kentucky	3-8	0-3	4-6	0-1-1	1	10	3	2	0	1	30
App State	7-10	1-1	0-0	0-3-3	1	15	2	1	0	2	34
at Boston College	5-5	2-2	5-5	0-3-3	2	17	3	2	0	0	29
at Notre Dame	6-12	3-7	4-4	0-3-3	2	19	5	2	0	1	39
Virginia	0-10	0-5	2-2	0-5-5	2	2	4	0	1	1	38
Georgia Tech	8-11	4-6	1-2	2-3-5	1	21	6	2	0	1	29
at Miami	3-10	0-3	3-3	1-4-5	1	9	0	4	1	0	29
at Wake Forest	6-12	2-4	4-5	2-3-5	3	18	3	2	0	0	31
Virginia Tech	3-9	1-4	8-9	0-4-4	3	15	2	1	1	1	38
Boston College	4-9	1-5	4-4	0-7-7	3	13	0	3	0	0	34
NC State	6-8	3-4	2-4	1-2-3	1	17	4	1	0	1	28
at Louisville	6-15	4-8	2-2	0-4-4	4	18	5	2	1	1	43
Duke	4-11	0-3	3-4	1-1-2	2	11	2	1	0	2	32
at Clemson	6-11	3-4	1-2	0-3-3	2	16	6	0	0	0	37
Florida State	7-13	2-6	0-1	0-4-4	3	16	5	1	2	1	28
Pittsburgh	1-6	0-2	1-2	0-1-1	3	3	2	2	0	4	35
at Virginia Tech	4-10	2-6	0-0	1-5-6	1	10	2	2	0	1	32
Louisville	5-11	2-5	4-4	0-1-1	4	16	2	0	0	3	36
at NC State	3-8	0-3	0-0	0-3-3	2	6	3	1	0	1	38
Syracuse	6-13	5-11	0-0	0-2-2	1	17	5	4	0	1	42
at Duke	9-16	2-4	1-2	1-4-5	2	21	4	2	1	2	40
vs. Virginia (ACC)	4-13	0-4	0-0	3-5-8	1	8	6	2	1	1	31
vs. Virginia Tech	2-10	1-6	5-6	1-4-5	2	10	1	3	0	1	36
vs. Marquette (NCAA)	1-10	1-5	1-2	1-3-4	0	4	12	1	0	0	30
vs. Baylor	8-17	5-10	9-10	0-5-5	4	30	6	3	0	1	45
vs. UCLA	3-11	1-4	5-5	1-6-7	2	13	2	0	0	0	37
vs. Saint Peter's	2-11	0-4	5-5	0-4-4	4	9	3	2	0	4	39
vs. Duke	6-13	2-4	4-4	0-7-7	4	18	4	1	0	0	36
vs. Kansas	5-17	0-5	5-5	6-6-12	0	15	2	3	0	0	40

2022-23	FG	3FG	FT	REB	PF	PTS	A	TO	B	S	MP
UNCW	6-11	1-3	4-4	0-4-4	2	17	1	1	0	1	37
Charleston	4-8	1-4	2-2	1-2-3	3	11	5	3	1	0	35
Gardner-Webb	4-13	2-6	4-4	2-8-10	2	14	3	2	0	3	35
James Madison	7-16	2-7	5-6	0-2-2	2	21	5	2	0	0	34
vs. Portland	4-11	1-3	4-4	0-3-3	1	13	5	1	0	0	32
vs. Iowa State	5-14	1-7	4-4	1-2-3	3	15	1	2	0	1	32
vs. Alabama	8-24	2-6	1-2	0-9-9	4	19	4	2	0	3	51
at Indiana	4-11	1-2	2-2	1-6-7	2	11	2	3	0	1	33
at Virginia Tech	6-11	0-4	6-7	0-4-4	4	18	1	2	1	2	35
Georgia Tech	8-13	1-2	5-6	2-8-10	3	22	3	4	0	1	35
The Citadel	2-6	2-4	0-0	0-2-2	2	6	3	1	0	0	20
vs. Ohio State	6-13	1-5	8-9	1-7-8	3	21	4	3	0	2	40
vs. Michigan	6-15	4-8	3-4	1-5-6	2	19	5	2	0	1	38
at Pittsburgh	4-11	1-5	7-8	0-5-5	4	16	3	2	0	0	35
Wake Forest	9-14	5-8	4-4	0-4-4	2	27	4	0	0	3	38
Notre Dame	5-11	2-4	1-2	0-5-5	2	13	5	1	0	3	36
at Virginia	6-12	3-5	1-2	1-2-3	3	16	1	4	0	1	35
at Louisville	4-7	2-4	2-2	0-4-4	4	12	5	1	0	0	27
Boston College	6-13	4-7	2-2	0-0-0	3	18	3	1	0	1	32
NC State	5-8	2-4	14-14	0-4-4	2	26	0	3	0	0	37
at Syracuse	4-9	1-4	0-2	1-5-6	3	9	5	1	0	2	35
Pittsburgh	3-15	0-6	2-4	2-6-8	4	8	3	3	0	1	37
at Duke	5-16	1-5	0-0	1-4-5	4	11	5	0	0	0	35
at Wake Forest	4-12	0-4	8-8	1-4-5	3	16	5	3	0	1	31
Clemson	5-12	4-10	3-4	0-2-2	3	17	4	3	0	0	30
Miami	9-18	2-7	3-3	2-3-5	4	23	2	1	0	2	36
at NC State	2-13	1-6	2-2	2-2-4	4	7	3	1	0	0	40
at Notre Dame	5-10	0-4	2-2	0-8-8	4	12	1	1	0	2	33
Virginia	5-10	2-4	4-4	0-10-10	3	16	4	2	0	0	37
at Florida State	7-13	3-7	2-2	0-4-4	3	19	4	3	0	2	38
Duke	6-13	3-5	2-2	0-6-6	2	17	3	1	0	2	38
vs. BC (ACC)	7-12	4-6	0-0	1-3-4	3	18	3	0	0	0	32
vs. Virginia	8-14	4-8	4-5	0-4-4	3	24	1	3	0	1	38
2023-24	FG	3FG	FT	REB	PF	PTS	A	TO	B	S	MP
Radford	6-14	1-5	0-0	0-3-3	1	13	2	2	0	1	28
Lehigh	8-14	3-6	3-3	1-3-4	0	22	1	3	0	3	29
UC Riverside	3-11	1-7	1-1	0-3-3	1	8	4	0	0	0	28
vs. Northern Iowa	4-11	3-7	2-3	1-0-1	1	13	4	3	0	0	31
vs. Villanova	8-22	2-8	5-6	0-5-5	2	23	3	2	0	0	41
vs. Arkansas	9-18	2-5	10-10	0-2-2	3	30	2	1	0	1	35
Tennessee	8-17	5-11	6-6	0-4-4	0	27	2	0	0	0	38
Florida State	8-17	3-9	8-8	0-3-3	1	27	5	2	0	2	38
vs. UConn	8-17	4-8	6-6	0-4-4	2	26	1	1	0	1	38
vs. Kentucky	8-18	3-9	8-9	2-5-7	3	27	4	5	0	0	38
vs. Oklahoma	7-18	5-9	4-4	1-3-4	3	23	5	0	0	3	35
Charleston Southern	7-13	3-6	3-3	0-1-1	0	20	10</				



CAROLINA'S CONSENSUS FIRST-TEAM ALL-AMERICAS

Table listing consensus first-team all-Americans with names and years.

* named to all the teams that determine the consensus All-Americans

JERRY WEST AWARD (best shooting guard) RJ Davis 2024

ACC PLAYERS OF THE YEAR, UNC

Table listing ACC players of the year for UNC from 1957 to 2024.

UNC's MOST VALUABLE PLAYER

Table listing UNC's most valuable players with names and years.

POINTS - CAREER, UNC

Table listing career points for UNC players.

POINTS - CAREER, UNC GUARDS

Table listing career points for UNC guards.

POINTS - CAREER, ACC

Table listing career points for ACC players.

SCORING AVERAGE - CAREER, UNC GUARDS

Table listing scoring averages for UNC guards.

POINTS - SEASON, UNC

Table listing points per game for UNC players by season.

POINTS - SEASON, UNC GUARDS

Table listing points per game for UNC guards by season.

THREE-POINTERS - CAREER, UNC

Table listing career three-pointers for UNC players.

THREE-POINTERS - SEASON, UNC

Table listing three-pointers per game for UNC players by season.

THREE-POINTERS - SEASON, ACC

Table listing three-pointers per game for ACC players by season.



THREE-POINTERS PER GAME - SEASON, UNC

Table listing three-pointers per game for UNC players by season.

CONSECUTIVE GAMES W/MULTIPLE 3FGS, UNC

Table listing consecutive games with multiple 3FGs for UNC players.

CONSECUTIVE GAMES WITH A 3FG, UNC

Table listing consecutive games with a 3FG for UNC players.

FREE THROW PERCENTAGE - CAREER, UNC

Table listing career free throw percentages for UNC players.

FREE THROW PERCENTAGE - SEASON, UNC

Table listing free throw percentages for UNC players by season.

CONSECUTIVE FREE THROWS MADE, UNC

Table listing consecutive free throws made for UNC players.



5 – CADE TYSON

6-7, Junior, Guard/Forward, Monroe, N.C.



Career: Has scored 970 points and made 138 three-pointers in 82 college games • Averaged 15.0 points and 5.3 rebounds in 61 games at Belmont • Led Belmont to 41 wins over the previous two seasons • Top 15 in the Missouri Valley Conference in points per game in both seasons • Was the league's Rookie of the Year in 2022-23 and second-team all-conference in 2023-24 • Has scored in double figures 52 times with a high of 31 at Samford on 12/16/23 • Scored 20 or more points 12 times • Career-high six three-pointers in the 31-point game at Samford and 2/24/24 vs. Missouri State • Made multiple 3FGs 37 times •

Made four or more 11 times • One double-double (19 points, career-best 10 rebounds) at Murray State as a sophomore • Career-high 12 field goals (12 for 17) in a 29-point effort vs. Northern Iowa on 1/17/24.

2024-25 at Carolina: Was a plus 12 in nine minutes at Duke • Scored in double figures twice – 23 vs. La Salle and 11 vs. American • Made a three-pointer in four games • Half of his 20 field goals are threes • Season highs in points (23), field goals (9), 3FGs (5), rebounds (5) and had first assist and block vs. La Salle • Hit four threes and scored 14 points in the second half • Seven of his nine points at Hawai'i came in the second half • Made three 3FGs and scored in double figures for the first time as a Tar Heel (11) vs. American.

2023-24 at Belmont: Second-team All-Missouri Valley Conference • Led the MVC and was second in the nation in three-point percentage • Made 80 of 172 three-pointers for 46.5% • Fourth in the MVC in field goal accuracy (.493) and ninth in scoring at 16.2 points per game • Scored in double figures 25 times with a high of 31 at Samford • Scored 20 or more nine times, including 25 or more five times (31 at Samford, 29 vs. Georgia State and Northern Iowa, 26 at Penn and 25 vs. Missouri State) • Season/career-high six three-pointers at Samford and vs. Missouri State • Made multiple threes in 21 of his 31 games • Three or more 16 times • Made 32 threes over a 10-game stretch late in the season, including 11 in back-to-back games against Missouri State and Murray State.

2022-23 at Belmont: Missouri Valley Conference Freshman of the Year • MVC All-Newcomer and All-Freshman teams • Averaged 13.6 points and 4.6 rebounds • Second in the MVC in free throw percentage (.859) and three-point percentage (.417) and fifth in field goal percentage (.490) • Leading freshman scorer in the MVC • Scored in double figures 25 times • Made multiple 3FGs 14 times • Scored 36 points in his first two games, which set Belmont's Division I-era record • Hit game-winning shot in debut vs. Ohio on 11/7/22, which was featured on ESPN's Top 10 plays • Season-high 24 points vs. Indiana State in the MVC Tournament • Other top scoring games included 20 vs. Missouri State, 19 vs. UIC and 18 points at Furman and Murray State • Season-best 4 for 6 from three-point range at Murray State.

Prep: Played four seasons at Carmel Christian School in Matthews, N.C., for head coach Joe Badgett • 2022 North Carolina Mr. Basketball • Charlotte Observer and Raleigh News & Observer NC Super Team • Finalist for the Charlotte Observer's Athlete of the Year • Scored more than 2,000 points • Led Carmel Christian to a 55-4 record his final two seasons • Averaged 24.0 points, 8.0 rebounds, 3.0 assists and 1.9 steals as a senior in leading to Carmel Christian to the NCISAA 4A state championship • Scored 31 points in state championship game as CCS defeated nationally-ranked Greensboro Day • Charlotte Observer's Team of the Year • Scored career-high 48 points vs. Rabun-Gap • Averaged 16.0 points and 8.0

2024-25	FG	3FG	FT	REB	PF	PTS	A	TO	B	S	MP
Elon	1-6	0-3	0-0	1-1-2	2	2	0	0	0	0	17
at Kansas	0-1	0-0	0-0	0-0-0	0	0	0	0	0	0	1
American	4-8	3-7	0-0	0-2-2	2	11	0	1	0	0	21
at Hawai'i	3-5	1-3	2-2	0-0-0	3	9	0	0	0	0	15
vs. Dayton	0-1	0-1	2-2	1-0-1	1	2	0	0	0	1	3
vs. Auburn	0-0	0-0	0-1	0-1-1	2	0	0	0	0	0	1
vs. Michigan State	0-0	0-0	0-0	0-1-1	0	0	0	0	0	0	2
Alabama	0-0	0-0	0-0	0-0-0	1	0	0	0	0	0	8
Georgia Tech	0-1	0-1	0-0	0-0-0	0	0	0	0	0	0	5
La Salle	9-14	5-10	0-1	1-4-5	4	23	1	1	1	2	21
vs. Florida	0-3	0-2	0-0	0-2-2	2	0	1	0	0	0	15
vs. UCLA	0-0	0-0	0-2	0-2-2	0	0	0	1	0	0	7
Campbell	1-5	0-4	1-2	1-2-3	2	3	0	0	0	0	18
at Louisville	1-3	1-1	0-0	0-3-3	5	3	0	0	0	0	15
at Notre Dame	0-1	0-1	2-2	0-0-0	0	2	0	0	0	0	8
SMU				DNP							
at NC State				DNP							
Cal	1-1	0-0	0-0	0-0-0	1	2	0	0	0	0	6
Stanford	0-0	0-0	0-0	0-0-0	1	0	0	0	0	0	3
at Wake Forest	0-1	0-1	1-2	0-0-0	1	1	0	0	0	0	3
Boston College	0-1	0-1	0-0	1-0-1	0	0	0	0	0	0	2
at Pitt				DNP							
at Duke	0-1	0-1	0-0	1-1-2	1	0	0	0	0	0	9
Pitt	0-0	0-0	0-0	0-0-0	0	0	0	0	0	0	3
at Clemson											
at Syracuse											
NC State											
Virginia											
at Florida State											
Miami											
Virginia											
at Virginia Tech											
Duke											

rebounds as a junior and 22.0 points and 8.0 rebounds as a sophomore • Played AAU basketball for Team Curry • Graduated with honors.

Personal: Born Cade Washington Tyson on Aug. 11, 2003, in Monroe • Son of Jonathan and Torri Tyson • His brother, Hunter, played for Clemson from 2018-23, and plays for the Denver Nuggets • His father played basketball at Wingate • Has a twin sister who attends NC State • Majoring in exercise and sports science/sports administration.

TYSON'S STATS (2022-24 at Belmont)																			
Year	GP-GS	Min.	Ave.	FGM-A	Pct.	3FGM-A	Pct.	FTM-A	Pct.	Off	Def	Reb	Ave.	A	TO	B	S	Pts	Ave.
2022-23	30-28	872	29.1	144-294	.490	48-115	.417	73-85	.859	33	105	138	4.6	28	38	11	30	409	13.6
2023-24	31-31	981	31.6	176-357	.493	80-172	.465	71-83	.855	35	148	183	5.9	49	44	18	27	503	16.2
Totals	61-59	1853	30.4	320-651	.492	128-287	.446	144-168	.857	68	253	321	5.3	77	82	29	57	912	15.0
Year	GP-GS	Min.	Ave.	FGM-A	Pct.	3FGM-A	Pct.	FTM-A	Pct.	Off	Def	Reb	Ave.	A	TO	B	S	Pts	Ave.
2024-25	21-0	184	8.8	20-52	.385	10-36	.278	8-14	.571	6	19	25	1.2	2	3	1	3	58	2.8
3-Yr Totals	82-59	2037	24.8	340-703	.484	138-323	.427	152-182	.835	74	272	346	4.2	79	85	30	60	970	11.8



7 – SETH TRIMBLE

6-3, Junior, Guard, Menomonee Falls, Wis.



X: @sethtrimble1, Instagram: sethtrim

Career: Made 19 starts in 89 games, including 16 this season • Scored in double figures 23 times (seven times in the first two years and 16 times as a junior) with a high of 27 vs. Dayton on 11/25/24 • Has three career double-doubles in points/rebounds (all this season).

2024-25: Averaging 12.3 points, an increase of 7.1 ppg from last season and the third-highest average on the team • Set career scoring highs three times this season • Leads the team in steals (29) and is second on the team in free throw percentage (.833) and attempts (70 for 84) • Double figures 16 times • Made at least one three in 13 of his 21 games (made 14 of his first 28 and 5 for his last 37 from three) • Averaging a team-high 5.4 rebounds • On pace to be the shortest Tar Heel to lead the team in rebounding since at least 1950 • Has six or more rebounds nine times, 10 or more three times and has led the Tar Heels in rebounding five times • Twelve offensive rebounds in the last four games • Has three or more offensive rebounds five times (no other Tar Heel has more than three games with three or more) • Did not play vs. Campbell, Louisville and Notre Dame due to an upper body injury he suffered in practice on December 28.

Hit two three-pointers, scored 15 and had a game-high seven rebounds in win over Pitt (first time with multiple threes since Auburn on November 26) • Had his best game since before the injury against Boston College with 18 points, a career-high 12 rebounds (career-best five offensive) in a career-high 43 minutes • Hit two free throws with 18.6 seconds and made a left-handed shot inside the lane with 12.9 seconds to play tie the game at 89 and force overtime • Five field goals and 18 points were his most since he made five FGs and scored 19 vs. Georgia Tech on December 7. Hit two free throws with seven seconds to play to give a UNC a 71-70 lead over Stanford • Scored 12 points with three steals and six rebounds and helped hold Andrej Stojakovic, the ACC's leading scorer, to just six points in the win over Cal • Was first time in double figures since return to the lineup • Forced turnover with 41 seconds to play and game tied at 61 set up go-ahead basket in the win at NC State • Scored 11 of his 12 points vs. UCLA in the second half • Gave UNC its first lead of the second half vs. Florida on a three-point play after one of his three steals • Scored six straight points to tie the game and spark a 13-0 run and finished with a team-high 19 points in the win over Georgia Tech • Tied his career high with eight free throws (in nine attempts) • Also led UNC with three offensive rebounds and tied his career high with four steals • Named to the Maui Invitational All-Tournament team after averaging 17.7 points in the three games • Hit a game-tying 3FG with 4.3 seconds to play vs. Michigan State • Tied career high with three 3FGs vs. Auburn • Career-high 27 points (17 in the second half) on 10 of 14 from the floor in the 21-point comeback win over Dayton • Added a game-high 10 rebounds vs. Dayton for his first career double-double • Scored 13 of UNC's 23 points in one stretch as UNC cut its deficit from 14 to three • Secured the rebound on the final play for his first double-double • Scored 11 of his 13 points at Hawai'i in the second half • Scored a team-high 19 points at Kansas, his second straight career high • Was first time he led UNC in scoring in his career • Also set career highs from the FT line (8 for 8) and minutes (33) • Set a then-career high in points (15) and had career-bests in 3FGs (3) and field goals (6, tied) vs. Elon • Elon was the first game he ever played 30 minutes • Scored 33 points in exhibition win at Memphis.

Hit two three-pointers, scored 15 and had a game-high seven rebounds in win over Pitt (first time with multiple threes since Auburn on November 26) • Had his best game since before the injury against Boston College with 18 points, a career-high 12 rebounds (career-best five offensive) in a career-high 43 minutes • Hit two free throws with 18.6 seconds and made a left-handed shot inside the lane with 12.9 seconds to play tie the game at 89 and force overtime • Five field goals and 18 points were his most since he made five FGs and scored 19 vs. Georgia Tech on December 7. Hit two free throws with seven seconds to play to give a UNC a 71-70 lead over Stanford • Scored 12 points with three steals and six rebounds and helped hold Andrej Stojakovic, the ACC's leading scorer, to just six points in the win over Cal • Was first time in double figures since return to the lineup • Forced turnover with 41 seconds to play and game tied at 61 set up go-ahead basket in the win at NC State • Scored 11 of his 12 points vs. UCLA in the second half • Gave UNC its first lead of the second half vs. Florida on a three-point play after one of his three steals • Scored six straight points to tie the game and spark a 13-0 run and finished with a team-high 19 points in the win over Georgia Tech • Tied his career high with eight free throws (in nine attempts) • Also led UNC with three offensive rebounds and tied his career high with four steals • Named to the Maui Invitational All-Tournament team after averaging 17.7 points in the three games • Hit a game-tying 3FG with 4.3 seconds to play vs. Michigan State • Tied career high with three 3FGs vs. Auburn • Career-high 27 points (17 in the second half) on 10 of 14 from the floor in the 21-point comeback win over Dayton • Added a game-high 10 rebounds vs. Dayton for his first career double-double • Scored 13 of UNC's 23 points in one stretch as UNC cut its deficit from 14 to three • Secured the rebound on the final play for his first double-double • Scored 11 of his 13 points at Hawai'i in the second half • Scored a team-high 19 points at Kansas, his second straight career high • Was first time he led UNC in scoring in his career • Also set career highs from the FT line (8 for 8) and minutes (33) • Set a then-career high in points (15) and had career-bests in 3FGs (3) and field goals (6, tied) vs. Elon • Elon was the first game he ever played 30 minutes • Scored 33 points in exhibition win at Memphis.

2023-24: Third-leading vote-getter for ACC Sixth Man of the Year • Averaged 5.2 points in 17.1 minutes per game • Was the team's leading scorer off the bench • Scored in double figures six times (season and career-high

2024-25	FG	3FG	FT	REB	PF	PTS	A	TO	B	S	MP
Elon	6-12	3-4	0-1	0-2-2	1	15	3	1	1	2	30
at Kansas	5-11	1-3	8-8	1-3-4	1	19	0	1	0	0	33
American	4-6	1-2	4-4	0-6-6	0	13	1	2	1	1	26
at Hawai'i	3-8	1-1	6-7	0-3-3	2	13	4	0	2	2	29
vs. Dayton	10-14	2-5	5-5	3-7-10	4	27	1	1	1	0	33
vs. Auburn	7-13	3-6	0-2	0-1-1	3	17	1	3	0	1	30
vs. Michigan State	3-9	1-2	2-3	0-2-2	0	9	3	2	1	4	37
Alabama	4-13	1-4	3-4	2-2-4	2	12	1	1	0	0	28
Georgia Tech	5-6	1-1	8-9	3-4-7	2	19	0	0	0	4	34
La Salle	4-7	0-3	2-3	2-6-8	1	10	4	3	0	2	30
vs. Florida	4-10	0-2	3-3	4-3-7	4	11	0	0	0	3	34
vs. UCLA	2-10	1-6	7-8	1-3-4	1	12	2	2	2	2	31
Campbell											DNP - upper body inj
at Louisville											DNP - upper body inj
at Notre Dame											DNP - upper body inj
SMU	0-3	0-1	0-1	0-2-2	0	0	3	1	0	0	26
at NC State	2-6	0-1	0-0	1-4-5	0	4	1	2	0	2	25
Cal	3-8	0-2	6-6	0-6-6	1	12	0	0	0	3	25
Stanford	3-7	1-2	2-2	0-4-4	3	9	1	1	0	1	30
at Wake Forest	2-8	0-3	0-0	1-2-3	3	4	1	0	0	0	18
Boston College	5-13	1-4	7-8	5-7-12	1	18	2	1	0	0	43
at Pitt	3-14	0-5	4-5	4-8-12	2	10	2	0	0	1	36
at Duke	4-8	0-3	2-3	1-4-5	1	10	2	2	0	1	30
Pitt	6-13	2-5	1-2	2-5-7	2	15	1	2	0	0	35
at Clemson											
at Syracuse											
NC State											
Virginia											
at Florida State											
Miami											
Virginia											
at Virginia Tech											
Duke											

12 three times) and had nine points in two other games • Carolina went 6-0 when he scored in double figures • Shot 47% from the floor, including 41.9% from three (made 13 of 31, 1 of 6 as a freshman) • Made 18 of 31 shots from the floor over the last 10 games • Averaged 8.0 points in the two wins over Duke.

2022-23: Averaged 1.8 points and 0.6 assists in 9.8 minutes per game • Played in all 33 games • Season-highs included 11 points in the home win over Wake Forest and five assists vs. The Citadel • Scored 50 of his 58 points in the first 17 games • Made his first college start vs. Notre Dame in early January • Played the second-most minutes among the non-starters • Played 20 or more minutes four times with highs of 23 vs. Notre Dame and 22 vs. Wake Forest.

Year	GP-GS	Min.	Ave.	TRIMBLE'S STATS		3FGM-A	Pct.	FTM-A	Pct.	Off	Def	Reb	Ave.	A	TO	B	S	Pts	Ave.
				FGM-A	Pct.														
2022-23	33-2	322	9.8	20-44	.455	1-6	.167	17-31	.548	3	24	27	0.8	21	20	9	6	58	1.8
2023-24	35-1	599	17.1	62-132	.470	13-31	.419	44-66	.667	18	56	74	2.1	32	22	7	13	181	5.2
2024-25	21-16	647	30.8	85-199	.427	19-65	.292	70-84	.833	30	84	114	5.4	33	25	8	29	259	12.3
Totals	89-19	1568	17.6	167-375	.445	33-102	.324	131-181	.724	51	164	215	2.4	86	67	24	48	498	5.6



9 – DRAKE POWELL

6-6, Freshman, Guard/Forward, Pittsboro, N.C.



2024-25: Averaging 7.2 points and 3.4 rebounds • Is fifth on the team in scoring • Started 13 games at the 4 • Scored in double figures six times, including Michigan State, Campbell, Louisville, SMU, Duke and Pitt • Made a 3FG in nine of the last 10 games.

Hit two threes, scored 10 points and made several key defensive plays in win over Pitt (first 3FG tied the game at 51 and the second gave UNC a 56-55 lead) • Scored all 12 of his points at Duke in the second half, when he was 5 for 7 from the floor • Forced a five-second violation on a baseline out of bounds entry that gave UNC the ball and led to

the tying basket at the end of regulation in the win over Boston College • Shared primary coverage assignment on Cal's Andrej Stojakovic, the ACC's leading scorer, who scored four points on 3 of 13 shooting • Three-pointer at NC State tied the game after the Wolfpack took its largest lead of the game • Scored 14 of his 17 points in the first half in the win over SMU • Season-high 35 minutes played vs. SMU • Tied his season high with four 3FGs vs. the Mustangs (three in the first half) • Clutch three-pointer with 5:00 to play at Notre Dame tied the game at 64 • Made 6 of 11 field goals and had 14 points at Louisville but fouled out with 4:17 to play • The Cards led 70-69 when he fouled out and out-scored UNC, 13-1, the rest of the game • Twelve points vs. Campbell was his first game in double figures since Michigan State on 11/27 • Made two 3FGs vs. the Camels, first time with multiple threes since the loss to Michigan State • Eight points vs. UCLA was his top scoring game since Maui • Seven points and six rebounds vs. La Salle • Season highs in field goals (7 for 9), threes (4 for 6), scoring (18) and minutes (33) vs. Michigan State • Made a corner three with 1:13 to play to give UNC the lead at 88-87, a lead it would maintain the rest of the game in the win over Dayton • Scored seven points, had 11 rebounds (most by a Tar Heel in the first three games) and blocked three shots (also the most) vs. American • Hit his first three and scored five points in debut vs. Elon.

Prep: Came to UNC from Northwood High School in Pittsboro, where he played for Coach Matt Brown • Averaged 17.7 points (57% FG, 41% 3pt, 82%FT), 7.9 rebounds, 4.5 assists, 2.2 steals, and 1.2 blocks per game as a senior • Northwood went 16-0 in league play and advanced to the regional semifinals in 2024 and finished second in the state in 2021 and 2023 • First-team all-state in 2023 and 2024 • Played in the 2024 McDonald's, Jordan Brand and Iverson all-star games • Two-time NCBCA All-State selection • Mid-Carolina 1A/2A Conference Player of the Year in 2024 and 2023 3A Central Conference player of the year • Notable games from his senior season included a 29-point, 13-rebound double-double in the season-opening win against North Moore, a 25-point outing against North Salem (Oregon) in the Capitol City Classic, a 30-point, 12-rebound game to beat Richmond in the John Wall Invitational and a 22-point night in his final game in the East Regional semifinal at Farmville Central • Averaged 18.6 points, seven rebounds and 3.9 assists per game as a junior • Played AAU for Chris Paul's CP3.

Personal: Born Sept. 8, 2005, in Durham • The son of Detric and Cherice Powell • His father played baseball at UNC and mother was an all-state high school basketball player and also attended UNC • His sister, Cera, played volleyball at Virginia Tech and UConn • His brother, Deuce, was a three-sport standout at Northwood, who played basketball at Louisburg College and also attended North Carolina A&T • Cousins with UNC head coach Hubert Davis • Played two seasons of baseball in high school.

2024-25	FG	3FG	FT	REB	PF	PTS	A	TO	B	S	MP
Elon	2-8	1-2	0-0	0-2-2	1	5	2	0	1	1	17
at Kansas	1-4	0-2	0-0	0-4-4	0	2	0	0	1	0	20
American	2-5	0-1	3-4	1-10-11	2	7	0	2	3	1	26
at Hawai'i	1-3	0-1	2-2	1-2-3	1	4	0	0	1	0	16
vs. Dayton	2-2	2-2	0-0	0-4-4	1	6	0	0	0	2	23
vs. Auburn	1-2	0-1	0-0	0-1-1	0	2	2	0	0	1	21
vs. Michigan State	7-9	4-6	0-0	0-1-1	3	18	1	1	1	0	33
Alabama	3-5	0-1	0-0	1-2-3	2	6	2	0	0	2	25
Georgia Tech	0-2	0-2	0-0	0-1-1	2	0	1	2	0	0	15
La Salle	2-3	1-2	2-4	2-4-6	2	7	1	2	1	0	19
vs. Florida	1-5	0-2	0-0	0-1-1	1	2	0	1	1	2	13
vs. UCLA	2-2	1-1	3-4	0-5-5	0	8	1	1	1	0	24
Campbell	4-5	2-3	2-2	0-3-3	4	12	2	0	0	0	30
at Louisville	6-11	0-2	2-2	0-4-4	5	14	0	1	0	0	32
at Notre Dame	3-8	1-6	1-2	0-4-4	3	8	0	1	1	0	27
SMU	6-13	4-6	1-3	1-3-4	3	17	2	3	1	1	35
at NC State	3-7	1-3	1-2	1-2-3	2	8	1	0	1	1	34
Cal	2-5	1-1	0-0	1-3-4	0	5	1	1	0	1	21
Stanford	1-3	1-2	0-0	1-2-3	2	3	1	0	1	0	25
at Wake Forest	2-8	0-4	0-0	0-3-3	1	4	0	1	0	1	17
Boston College	2-5	1-3	0-0	0-3-3	2	5	1	1	0	1	27
at Pitt	3-5	1-3	1-2	3-3-6	2	8	0	0	0	0	24
at Duke	5-8	1-3	1-1	0-1-1	1	12	1	3	0	1	22
Pitt	4-8	2-3	0-0	0-2-2	2	10	1	0	1	3	29
at Clemson											
at Syracuse											
NC State											
Virginia											
at Florida State											
Miami											
Virginia											
at Virginia Tech											
Duke											

Year	GP-GS	Min.	Ave.	FGM-A		Pct.	3FGM-A		Pct.	FTM-A		Pct.	Off	Def	Reb	Ave.	A	TO	B	S	Pts	Ave.
2024-25	24-13	577	24.0	65-136	.478	24-62	.387	19-28	.679	12	70	82	3.4	20	20	15	18	173	7.2			



11 – IAN JACKSON

6-4, Freshman, Guard, The Bronx, N.Y.



2024-25: One of 10 players on the watch list for the Julius Erving Small Forward Award • On the watch list for the USBWA's Oscar Robertson Trophy • Averaging 13.7 points, second on the team • Shooting 47.7% from the floor, including 37.3% from three (38 of 102) • Second on the team with 38 3FGs and second in attempts • Played 30 or more minutes in 11 of the last 13 games • Scored in double figures 14 times (once in the last six games when he is 18 for 51 from the floor, including 5 for 23 from three) • Shares with RJ Davis the team lead with seven 20-point games (27 at Notre Dame, 26 vs. Campbell, 24 vs. UCLA, 23 vs. Alabama, 23 at Louisville, 21 at NC State and

20 vs. Cal) • Has made a three in 21 of his 23 games (DNP vs. American due to a lower leg injury), including multiple 3FGs 10 times • Became the first Tar Heel freshmen ever to score 23 or more points in four straight games (UCLA through Notre Dame) • First to score 20 or more in four in a row since Tyler Hansbrough (2005-06) and first to lead UNC in scoring in four straight since Cole Anthony (2019-20) • Dick Vitale's Diaper Dandy of the Week for his play at Louisville and Notre Dame • USBWA Freshman of the Week following the Campbell game.

Hit two 3FGs and scored 15 of his 19 points in the second half in the win over Boston College • Game-high 20 points and tied his season high with seven boards vs. Cal (was the sixth time in seven games he led UNC in scoring) • Game-high 21 points and season-high five 3FGs in the win at NC State • Made 6 of 9 from the floor (4 of 5 3FGs) in the second half in Raleigh • Three-pointer with 1:58 to play gave UNC a 61-59 lead • Three 3FGs, season-high seven rebounds and scored 18 points vs. SMU (15 in the second half) • Scored 17 first-half points and finished with a season-high 27 in the win at Notre Dame (outscored the Irish, 15-14, over the first 11-plus minutes) • His 11 field goals at UND are the most by a Tar Heel this season • Was the fourth straight game he led UNC in scoring • Season-high 7 for 11 from the line and 7 for 15 from the floor for a team-high 23 points at Louisville • ACC Rookie of the Week following his 26-point performance vs. Campbell on 12/29 • Scored 24 points, 13 in the first half, in the win over UCLA • Hit three first-half threes vs. the Bruins • The 24 points were the second most ever by a Tar Heel freshman in Madison Square Garden • Scored all 11 of his points vs. Florida in the second half, including six straight and nine of 14 points that helped the Tar Heels pull within a point • Made 10 of 17 from the floor, made three 3FGs and scored a game-high 23 points against 10th-ranked Alabama • Most points by a Tar Heel freshman since 2021 (Caleb Love 25 vs. Duke) • First 10-FG game by a freshman since Cole Anthony in 2019-20 • Three-pointer helped fuel UNC's 21-point comeback win over Dayton • Went 6 for 6 from the line, hit a big three-pointer to end the first half to give UNC a seven-point lead and finished with 11 points at Hawai'i • First double-figure scoring game as a Tar Heel when he hit two threes and totaled 10 points at No. 1 Kansas.

Prep: Came to UNC from Our Saviour Lutheran High School in The Bronx, where he was coached by Peter Wehye • Averaged 23.9 points, 6.1 rebounds, 3.1 assists, and 1.6 steals per game in Overtime Elite for OSL (which went by the team name Jelly Fam when they played in Overtime Elite) • Transferred to OSL after three years at Cardinal Hayes, where he topped the 1,000-point mark • Averaged 19.8 points, five rebounds and four assists as a junior, when Hayes won the Class AA state title • Earned first-team All-OTE honors as a senior • Participated in several all-star games, including the McDonald's All-American game, where he scored 21 points, and the Nike Hoop Summit • Had a team-high four assists as USA beat the World Team, 98-75 • Named Most Improved Player in Damian Lillard's Formula Zero Elite Camp in Phoenix in August 2024 • MaxPreps named him the National Sophomore of the Year in 2022 after averaging 19.8 points and four assists in leading Hayes to the state title • Repre-

2024-25	FG	3FG	FT	REB	PF	PTS	A	TO	B	S	MP
Elon	2-7	1-4	0-0	1-0-1	0	5	0	0	0	0	12
at Kansas	3-4	2-2	2-2	1-1-2	1	10	1	1	1	0	15
American	DNP - lower leg										
at Hawai'i	2-5	1-1	6-6	0-2-2	4	11	2	1	0	1	19
vs. Dayton	2-6	1-3	0-0	0-1-1	0	5	0	0	0	0	18
vs. Auburn	3-7	1-3	2-2	0-3-3	1	9	0	0	0	0	18
vs. Michigan State	5-8	2-4	2-4	0-4-4	1	14	0	1	0	0	21
Alabama	10-17	3-5	0-1	0-5-5	2	23	0	0	0	0	28
Georgia Tech	5-14	1-4	4-4	1-1-2	1	15	1	1	0	0	27
La Salle	2-6	1-3	0-0	0-7-7	0	5	3	0	0	0	24
vs. Florida	5-9	1-4	0-0	0-1-1	3	11	0	2	0	0	22
vs. UCLA	8-13	3-7	5-8	1-3-4	3	24	0	4	0	0	32
Campbell•	9-16	3-8	5-7	0-5-5	1	26	1	0	0	0	36
at Louisville•	7-15	2-5	7-11	1-3-4	3	23	1	2	1	1	35
at Notre Dame•	11-18	2-7	3-5	0-6-6	3	27	1	4	1	1	38
SMU•	5-11	3-7	5-6	1-6-7	1	18	2	0	0	0	24
at NC State•	8-15	5-8	0-0	1-1-2	3	21	1	1	0	1	32
Cal•	8-15	1-4	3-3	2-5-7	1	20	1	2	0	1	33
Stanford•	1-8	0-5	4-4	0-3-3	2	6	2	1	1	0	32
at Wake Forest•	3-11	1-7	0-0	0-3-3	2	7	2	2	0	0	35
Boston College•	8-13	2-3	1-3	0-0-0	0	19	1	0	0	1	27
at Pitt•	4-10	1-3	0-0	2-2-4	2	9	0	2	0	0	33
at Duke•	2-6	1-4	3-3	1-1-2	3	8	2	1	0	1	30
Pitt•	0-3	0-1	0-0	0-2-2	0	0	3	1	0	1	22
at Clemson											
at Syracuse											
NC State											
Virginia											
at Florida State											
Miami											
Virginia											
at Virginia Tech											
Duke											

sent USA Basketball in the 2021 FIBA U16 Americas (gold), 2022 U17 World Championships (gold) and 2023 U19 World Cup • In 2021, he averaged 9.3 points in six games, while putting up 11.9 points and 4.6 rebounds in seven games at the 2022 event • Member of the 2024 USA Men's Junior National Select Team • Played for the Wiz Kids 3SSB.

Personal: Born Feb. 14, 2005, in Harlem, N.Y. • Son of Dwight Jackson and Latisha Simon • One of seven brothers • Hosts a podcast "Captain-JackPod."

JACKSON'S STATS																			
Year	GP-GS	Min.	Ave.	FGM-A	Pct.	3FGM-A	Pct.	FTM-A	Pct.	Off	Def	Reb	Ave.	A	TO	B	S	Pts	Ave.
2024-25	23-12	623	27.1	113-237	.477	38-102	.373	52-69	.754	12	65	77	3.3	24	26	4	14	316	13.7



13 – JALEN WASHINGTON

6-10, Junior, Forward, Gary, Ind.



X: @jalen_w13, Instagram: w._jalen

Career: Made 16 starts (all this season) in 80 games • Scored in double figures nine times (UNC 8-1) with highs of 18 vs. Boston College on 1/25/25 and American on 11/15/24 • Shooting 59.5% from the floor • First double-double and career-high 12 rebounds at NC State on 1/11/25 • Career-best five blocks at Notre Dame 1/4/25.

2024-25: Averaging 6.6 points and 4.9 rebounds and shooting 56.5% from the floor • Second on the team in rebounding and is tied for the lead in blocks (25) • Has 16 blocks in his last

nine games • Tied career highs with seven FGs (7 for 10), 18 points and three assists vs. Boston College • Made his first 3FG of the season in the final minute at Wake Forest • Made go-ahead and game-winning dunk with 25 seconds to play, blocked last-second shot to preserve 63-61 win, career-high 12 rebounds and first career double-double (11/12) in win at NC State • Also career-best six offensive rebounds vs. the Wolfpack, the most by a Tar Heel this season • Scoreless but had a career-high three assists (none in the previous 11 games) and four blocks vs. SMU • Helped limit the Mustangs to 33.3% from the floor • Eight points, six boards and a career-high five blocks in the 74-73 win at Notre Dame • Double figures (10) vs. Campbell, the second time this year and first time in 10 games • Huge offensive rebound and basket tied the game at 72 with 1:32 to play in the 76-74 win over UCLA • Was 3 for 6 from the floor vs. Florida after making four field goals in the previous five games • Scored all nine of his points in the second half vs. Dayton • Made two big buckets in the last five minutes and converted one of them into a three-point play with 4:05 left to cut Dayton's six-point lead in half • Career-best 18 points (6 for 6 FG, 6 for 7 FT) vs. American, the first time he led UNC in scoring • Seven points and a career-high nine rebounds at Kansas (eight of his nine boards came in the second half) • Eight points and four boards in first college start vs. Elon • Limited to 21 minutes after picking up two first-half fouls • Scored all eight of his points in 14 minutes in the second half.

2023-24: Averaged 3.9 points and 2.6 rebounds • Made 54 of 77 shots from the floor (70.1%), including 12 of 15 in the last seven games • Made 8 of 15 from three-point range • Scored in double figures four times this season (each time in 16 or fewer minutes) and five times as a Tar Heel • Made all three of his FG attempts and scored six points in six minutes in the ACC semifinal win over Pittsburgh • Six rebounds and two blocks vs. Florida State in the ACC quarterfinal • Catch in traffic and dunk in the first half in the win at Duke • Made both of his three-point attempts and totaled 10 points against Notre Dame • Had a season-high offensive rating of 199 • Highest scoring output since Jan. 17 vs. Syracuse • Six rebounds and a career-high four blocked shots, all in the first half, in the win at Virginia • Made 3 for 4 from the floor and scored seven points in the win over Virginia Tech, his top scoring outing in five games • Hit his first three since December 29 and totaled five points at Syracuse • Eight points and five rebounds (career-high four offensive) at Georgia Tech • Made 4 of 5 from the floor, scored 11 points and had six rebounds, two assists and two steals in 12 minutes vs. Syracuse • Grabbed a career-high eight rebounds and was plus 7 in the win at NC State (was his second-best plus/minus in a ACC game) • Career highs in scoring (17) and rebounding (7) in a season-long 16 minutes against Charleston Southern • Was 7 for 9 from the floor and made a pair of threes against CSU • Hit his third three-pointer and totaled seven points in the win over Tennessee • Scored six first-half points in the win over Arkansas • Hit his first two college three-pointers, also had career highs in offensive rebounds (3) and blocks (2) and scored in double figures for the second time (11) in the win over UC Riverside • Eight points and four rebounds vs. Radford (was his highest point total since 1/10/23 at

2024-25	FG	3FG	FT	REB	PF	PTS	A	TO	B	S	MP
Elon•	4-7	0-1	0-0	2-2-4	3	8	1	1	1	1	21
at Kansas•	3-5	0-1	1-2	3-6-9	4	7	1	1	1	0	18
American•	6-6	0-0	6-7	2-1-3	3	18	0	1	0	0	18
at Hawai'i•	3-5	0-1	2-4	1-4-5	3	8	1	0	0	1	23
vs. Dayton•	4-6	0-0	1-3	2-3-5	2	9	0	2	2	0	24
vs. Auburn•	1-4	0-0	0-2	0-2-2	2	2	0	3	1	0	17
vs. Michigan State•	0-1	0-0	0-0	0-7-7	2	0	0	1	2	0	13
Alabama•	1-5	0-3	1-2	2-3-5	2	3	0	2	0	0	12
Georgia Tech	1-2	0-0	0-0	1-5-6	1	2	0	2	0	1	20
La Salle	1-3	0-1	1-1	2-2-4	0	3	0	1	1	0	8
vs. Florida	3-6	0-0	1-2	1-2-3	2	7	0	0	0	0	15
vs. UCLA	1-1	0-0	1-2	1-3-4	1	3	0	1	0	0	12
Campbell•	5-7	0-0	0-0	2-3-5	2	10	0	1	1	0	14
at Louisville•	3-5	0-0	1-1	2-4-6	2	7	0	2	0	0	17
at Notre Dame•	3-3	0-0	2-2	2-4-6	3	8	0	4	5	1	23
SMU•	0-1	0-0	0-0	0-3-3	3	0	3	1	4	0	15
at NC State•	4-6	0-1	3-4	6-6-12	2	11	1	2	3	0	27
Cal•	3-7	0-0	0-0	1-3-4	0	6	1	0	1	1	20
Stanford•	4-9	0-2	0-0	0-4-4	2	8	0	0	0	0	16
at Wake Forest•	2-5	1-2	1-2	1-2-3	3	6	0	1	2	1	11
Boston College	7-10	0-0	4-4	4-2-6	3	18	3	1	0	0	26
at Pitt				DNP - left knee							
at Duke	2-2	0-0	2-2	1-3-4	2	6	0	1	0	0	17
Pitt	0-2	0-0	2-4	1-2-3	2	2	0	0	1	0	17
at Clemson											
at Syracuse											
NC State											
Virginia											
at Florida State											
Miami											
Virginia											
at Virginia Tech											
Duke											

Virginia).

2022-23: Averaged 2.2 points and 1.4 rebounds in 20 games • Grabbed three rebounds in the win over Virginia • Two field goals (first multi-FG game in seven games) vs. Clemson • Made all four of his free throws at Louisville and was a plus 18 in 19 minutes vs. the Cards • Breakout game at Virginia when he scored 13 points and grabbed six rebounds in 27 minutes • Pressed into extended minutes after Armando Bacot injured his ankle less than two minutes into the game with Pete Nance already out with a strained back • Scored 12 first-half points as Carolina built a 29-27 lead • Came into the game having played 19 minutes total in his previous six games • Three rebounds in home win over Notre Dame • Six points in six minutes vs. The Citadel • Made his collegiate debut and scored his first two points on 12/10 vs. Georgia Tech.

WASHINGTON'S STATS																			
Year	GP-GS	Min.	Ave.	FGM-A	Pct.	3FGM-A	Pct.	FTM-A	Pct.	Off	Def	Reb	Ave.	A	TO	B	S	Pts	Ave.
2022-23	20-0	113	5.7	16-35	.457	0-7	.000	11-17	.647	3	24	27	1.4	2	7	1	1	43	2.2
2023-24	37-0	308	8.3	54-77	.701	8-15	.533	27-42	.643	33	62	95	2.6	7	14	21	3	143	3.9
2024-25	23-16	403	17.5	61-108	.565	1-12	.083	29-44	.659	37	76	113	4.9	11	28	25	6	152	6.6
Totals	80-16	824	10.3	131-220	.595	9-34	.265	67-103	.650	73	162	235	2.9	20	49	47	10	338	4.2



22 – VEN-ALLEN LUBIN

6-8, Junior, Forward, Orlando, Fla.



Career: Averaged 8.4 points and 5.2 rebounds in 78 games • Made 41 starts, including eight as a Tar Heel • Scored in double figures 30 times with a high of 25 twice (2/13/24 vs. Texas A&M and 3/9/24 vs. Florida) • Scored 20 or more points three times, all in the last nine games his sophomore season at Vanderbilt • Six games with double-figure rebounds and six double-doubles • Career-best 13 rebounds on 11/25/22 vs. St. Bonaventure • Career-high nine field goals four times, once at Notre Dame and three times at Vanderbilt • Teammate of Cormac Ryan while at Notre Dame • Played for former Tar Heel Jerry Stackhouse at Vanderbilt.

2024-25: Averaging 6.6 and 4.8 rebounds • Tied for the team lead in blocks (25), second in offensive rebounds (35) and third in rebound average • Averaging 6.0 rebounds in the last eight games • Scored in double figures five times (Kansas, Auburn, La Salle, Stanford and Pitt) with a high 17 in the win over Pitt • Shooting 69.9% from the floor (65 for 93) • Season-high eight field goals in 12 attempts and season-best 17 points vs. Pitt • Scored nine straight points to give UNC a 12-3 lead over the Panthers • Layup with 2:57 left gave UNC a 65-64 lead • Season-high five offensive boards and tied his season and career highs with three blocks at Duke • Season-high 32 minutes at Pitt • Season-high 13 points vs. Stanford • Tied his career high with three blocks and had a game-high eight rebounds vs. Cal • Nine rebounds at NC State, one of three nine-rebound games this season • Game-high nine rebounds at Louisville • Eight rebounds vs. Georgia Tech in his first start as a Tar Heel • Eight points and two blocks vs. Alabama • Had 10 points and nine rebounds against Auburn and nine points vs. Michigan State in Maui • Eight points and five rebounds vs. American • Made all four of his field goal attempts and scored 10 points at Kansas in 14 minutes, his first double-figure scoring game as a Tar Heel • Seven rebounds (team-high four offensive) and two blocks in his UNC debut vs. Elon.

2023-24 at Vanderbilt: Started all 26 games in which he played (missed the first four games and six overall due to injury) • Averaged 12.3 points and 6.3 rebounds (2.5 offensive) • Led the Commodores in field goal percentage (50.0%), offensive rebounds (64, 30 more than any other player) and blocked shots (26), was second in rebounding and third in scoring • Scored in double figures 18 times with highs of 25 twice (vs. Texas A&M and Florida) and 21 in the SEC Tournament vs. Arkansas • Five games with 10 or more rebounds and five double-doubles • First Commodore with consecutive 20-point/10-rebound games since 2004 (25/11 in the regular-season finale vs. Florida and 21/10 in the SEC Tournament vs. Arkansas) • Season-high 12 boards at Auburn and Arkansas • Made a season-best nine field goals once vs. the Aggies and twice vs. the Razorbacks • Had 17 points, 12 rebounds (career-high eight offensive) and three blocks on 1/31/24 at Auburn • That was one of 10 games when he grabbed three or more offensive rebounds • Made 34 of his last 62 field goal attempts (55.4%) • Had 16 points and eight rebounds against NC State in first game as a Commodore.

2022-23 at Notre Dame: Made seven starts in 28 contests playing for the Irish • Averaged 6.2 points and 4.4 rebounds • Led Notre Dame in field goal percentage (.580) and blocks (23) • Scored in double figures eight times with a high of 19 late in the season at Wake Forest • Six of his eight double-figure scoring games were in ACC play • Added eight boards and three blocks in his 19-point effort at Wake Forest • Had 10 points and six rebounds at Duke, 10 points and eight boards vs. Syracuse and 13 and

2024-25	FG	3FG	FT	REB	PF	PTS	A	TO	B	S	MP
Elon	2-4	0-0	0-0	4-3-7	2	4	0	0	2	1	17
at Kansas	4-4	0-0	2-2	1-2-3	5	10	0	1	1	0	14
American	3-5	0-0	2-2	1-4-5	3	8	0	0	0	1	17
at Hawai'i	2-2	0-0	0-0	0-2-2	2	4	0	1	0	0	8
vs. Dayton	0-0	0-0	0-0	0-1-1	0	0	0	1	0	0	8
vs. Auburn	4-6	0-0	2-2	4-5-9	2	10	0	1	1	0	23
vs. Michigan State	3-3	0-0	3-4	1-2-3	1	9	0	0	0	0	12
Alabama	3-4	0-0	2-2	2-2-4	0	8	0	1	2	1	17
Georgia Tech	2-2	0-0	1-3	2-6-8	5	5	0	1	1	1	16
La Salle	4-4	0-0	2-4	2-3-5	1	10	0	1	1	0	21
vs. Florida	3-4	0-0	1-3	1-3-4	3	7	0	0	1	1	23
vs. UCLA	1-2	0-0	0-0	1-0-1	2	2	0	0	0	1	11
Campbell	1-1	0-0	0-0	0-1-1	0	2	0	0	2	0	7
at Louisville	1-5	0-0	3-4	1-8-9	2	5	1	1	2	1	21
at Notre Dame	1-1	0-0	2-2	1-2-3	1	4	0	1	1	0	14
SMU	3-4	0-0	1-2	1-1-2	1	7	2	1	0	1	22
at NC State	2-4	0-0	0-2	2-7-9	0	4	0	1	1	0	13
Cal	3-3	0-0	1-2	2-6-8	2	7	0	0	3	0	16
Stanford	5-8	0-0	3-4	2-3-5	1	13	0	0	0	0	24
at Wake Forest	3-4	0-0	0-0	1-6-7	2	6	0	0	1	1	20
Boston College	1-1	0-0	1-2	0-2-2	4	3	0	1	1	0	14
at Pitt	3-5	0-0	0-0	0-7-7	2	6	1	4	1	0	32
at Duke	3-5	0-0	1-2	5-1-6	3	7	1	1	3	1	21
Pitt	8-12	0-0	1-3	1-3-4	4	17	0	0	1	0	22
at Clemson											
at Syracuse											
NC State											
Virginia											
at Florida State											
Miami											
Virginia											
at Virginia Tech											
Duke											

seven against Georgia Tech.

Prep: Led Orlando Christian Prep to the 2020 Class 2A state title • Played for Coach Treig Burke • Earned first-team all-state honors from Source-Hoops.com/Florida Association of Basketball Coaches • A 4.0 student • Played AAU for Southeast Elite.

Personal: Born Ven-Allen Fritz Lubin on Jan. 23, 2004, in Orlando, Fla. • Son of Lubenique Lubin and Carmene Francois • Majoring in exercise and sports science/sports administration • Played for the Southeast Elite Grass-roots Academy AAU team • Averaged 5.1 points and 5.7 rebounds on the U19 National Team in the 2023 FIBA Men's U19 World Cup in Debrecen, Hungary.

LUBIN'S STATS (2022-23 at NOTRE DAME, 2023-24 at VANDERBILT)

Year	GP-GS	Min.	Ave.	FGM-A	Pct.	3FGM-A	Pct.	FTM-A	Pct.	Off	Def	Reb	Ave.	A	TO	B	S	Pts	Ave.
2022-23	28-7	489	17.5	76-131	.580	1-11	.091	21-31	.677	44	79	123	4.4	10	21	23	9	174	6.2
2023-24	26-26	732	28.2	118-236	.500	13-39	.333	71-97	.732	64	101	165	6.3	12	31	26	15	320	12.3
2024-25	24-8	415	17.3	65-93	.699	0-0	-	28-45	.622	35	80	115	4.8	5	17	25	10	158	6.6
Totals	78-41	1635	21.0	259-460	.563	14-50	.280	120-173	.694	143	260	403	5.2	27	69	74	34	652	8.4



24 – JAE'LYN WITHERS

6-9, Graduate, Forward, Charlotte, N.C.



X: @jaelynwitthers
Instagram: jaelynwitthers

Career: Earned his degree in 2023 in exercise science from the University of Louisville • Scored 919 points in 142 games at UL and UNC • Made 45 starts in 81 games over three seasons for the Cardinals, averaging 8.1 points and 5.6 rebounds • Has scored in double figures 37 times (seven times as a Tar Heel) with a career-best 20 points twice, grabbed a career-high 13 rebounds twice and has seven double-doubles in points and rebounds • Made a career-best four three-pointers three times • Originally from Charlotte, where his

father, Curtis, was a three-time all-conference standout for the 49ers • First name pronounced JAY-lynn.

2024-25: Averaging 4.6 points and 3.5 rebounds • Scored in double figures against Elon, Kansas and Auburn • Two blocks and made a three at Duke • Hit go-ahead 3FG with 5:21 to play at Wake Forest • Seven points and two steals in the win at Notre Dame – three-pointer midway through second half gave UNC the lead back after it lost an 11-point lead • Game-high seven rebounds vs. Campbell • Went 7 for 8 from the line against Auburn • Career-high four assists vs. American • Made three 3FGs, all in the second half, at Kansas • Scored all 11 points vs. the Jayhawks as UNC scored 51 second-half points at KU • Had 10 points and 10 rebounds vs. Elon in his fourth start as a Tar Heel.

2023-24 at Carolina: Averaged 4.2 points and 3.6 rebounds • Third on the team with 18 blocked shots • Plus/minus of +168 was the highest among the non-starters • Had 43 rebounds in the last seven games (6.1) • Season-high 16 points and tied his best with 10 rebounds vs. Wagner in the NCAA first round • Scored 10 of his 16 in the first half helping UNC build a 12-point lead at the break • Had six rebounds in 11 minutes vs. NC State in the ACC championship game • Six points, seven boards and hit his first 3FG in 14 games vs. FSU in the quarterfinals • Six points and eight rebounds (season-best four offensive) in the win at Duke • Had more rebounds in 11 minutes than any Duke player • Grabbed an offensive rebound, was fouled and made two free throws with 2.6 seconds to play to secure the Feb. 26 win over Miami • Five rebounds and was a plus 11 at Virginia • Scored nine points in the win at Boston College, including his first 3FG in ACC play • First double-double as a Tar Heel with 15 points and 10 boards in the win over Louisville • Led UNC in second-half scoring with 10 of his 15 points (including eight after the Cards cut a 20-point deficit to five) • Was a game-high plus 24, his best of the season • Made 4 of 5 from the floor, scored 10 points and added six rebounds vs. Syracuse • Grabbed six rebounds, including three offensive, in the win at Clemson • Was a plus 13 in 19 minutes against Kentucky, contributing four points, three boards, two assists, two blocks and two steals.

2024-25	FG	3FG	FT	REB	PF	PTS	A	TO	B	S	MP
Elon•	4-10	2-3	0-0	4-6-10	2	10	1	1	0	1	22
at Kansas•	4-6	3-5	0-0	0-9-9	3	11	0	1	0	1	24
American•	2-3	0-1	3-3	1-6-7	0	7	4	0	0	0	21
at Hawai'i•	1-4	0-1	0-3	0-1-1	3	2	1	0	0	1	25
vs. Dayton•	0-2	0-1	3-5	0-3-3	1	3	0	1	0	1	19
vs. Auburn•	1-4	1-2	7-8	1-6-7	1	10	0	0	0	0	20
vs. Michigan State•	3-6	0-1	2-2	2-2-4	5	8	0	1	0	0	33
Alabama	1-3	0-2	0-0	0-1-1	1	2	0	1	0	0	11
Georgia Tech	1-4	0-2	0-0	0-6-6	2	2	1	3	0	0	16
La Salle	3-5	1-2	0-2	0-1-1	3	7	0	0	2	1	12
vs. Florida	2-4	0-2	1-1	1-1-2	2	5	1	1	0	0	10
vs. UCLA	1-2	0-0	0-0	1-1-2	2	2	1	2	1	1	6
Campbell	1-3	0-1	2-2	2-5-7	1	4	0	0	0	1	10
at Louisville	1-2	0-1	0-0	1-4-5	1	2	0	0	0	0	16
at Notre Dame	3-5	1-1	0-0	1-3-4	1	7	0	1	0	2	19
SMU	2-4	0-1	3-3	1-2-3	2	7	0	2	1	1	14
at NC State	0-0	0-0	0-0	0-2-2	0	0	0	0	0	0	4
Cal	2-2	1-1	0-0	2-2-4	2	5	0	1	0	0	12
Stanford	0-0	0-0	1-2	0-2-2	0	1	0	0	0	0	6
at Wake Forest	1-2	1-2	0-0	0-1-1	1	3	1	2	0	0	10
Boston College	1-1	0-0	0-0	0-0-0	0	2	0	0	0	0	3
at Pitt	2-2	1-1	0-0	0-0-0	0	5	0	0	0	0	3
at Duke	2-3	1-2	0-0	0-1-1	1	5	0	1	2	0	12
Pitt	0-0	0-0	0-0	0-1-1	2	0	0	0	1	0	6
at Clemson											
at Syracuse											
NC State											
Virginia											
at Florida State											
Miami											
Virginia											
at Virginia Tech											
Duke											

WITHERS' THREE-YEAR STATS AT LOUISVILLE																			
Year	GP-GS	Min.	Ave.	FGM-A	Pct.	3FGM-A	Pct.	FTM-A	Pct.	Off	Def	Reb	Ave.	A	TO	B	S	Pts	Ave.
2020-21	20-20	515	25.7	79-143	.552	8-21	.381	36-53	.679	51	102	153	7.7	9	24	7	18	202	10.1
2021-22	29-15	525	18.1	64-156	.410	15-64	.234	24-36	.667	30	102	132	4.6	16	44	12	20	167	5.8
2022-23	32-29	800	25.0	97-224	.433	40-96	.417	50-68	.735	24	146	170	5.3	25	71	13	22	284	8.9
Totals	81-64	1840	22.7	240-523	.459	63-181	.348	110-157	.701	105	350	455	5.6	50	139	32	60	653	8.1

WITHERS' TWO-YEAR STATS AT CAROLINA																			
Year	GP-GS	Min.	Ave.	FGM-A	Pct.	3FGM-A	Pct.	FTM-A	Pct.	Off	Def	Reb	Ave.	A	TO	B	S	Pts	Ave.
2023-24	37-3	459	12.4	53-99	.535	4-20	.200	46-59	.780	37	96	133	3.6	21	25	18	16	156	4.2
2024-25	24-7	334	13.9	38-77	.494	12-32	.375	22-31	.710	17	66	83	3.5	10	18	7	10	110	4.6
Totals	61-10	793	13.0	91-176	.517	16-52	.308	68-90	.756	54	162	216	3.5	31	43	25	26	266	4.4

WITHERS' FIVE-YEAR COLLEGE STATS																			
Year	GP-GS	Min.	Ave.	FGM-A	Pct.	3FGM-A	Pct.	FTM-A	Pct.	Off	Def	Reb	Ave.	A	TO	B	S	Pts	Ave.
Totals	142-74	2632	18.5	331-699	.474	79-233	.339	178-247	.721	159	512	671	4.7	81	182	57	86	919	6.5



6 – ELIJAH DAVIS
6-3, Senior, Guard/Forward, Chapel Hill, N.C.

Is red-shirting this season • Came to Carolina from the University of Lynchburg, where he played in 49 games over the previous three seasons • Earned all-conference honors as a junior at Jordan High School in Durham • Made 51 three-pointers and averaged 4.7 points at Lynchburg • Scored a season-best 7.1 points per game as a sophomore • Season-best 12 points last year against Roanoke

• Sank five three-pointers and scored a career-high 21 points on 1/7/23 at Bridgewater • Started 13 games, shot 41.3% from three and scored in double figures five times as a sophomore.

Born Elijah Webb Davis on April 1, 2002, in Fairfax, Va. • Son of UNC head coach Hubert Davis and Leslie Davis • Coached by Rasheed Wallace and Patrick Cole at Jordan • Played AAU for PSB Elite VA Rise • Majoring in exercise and sports science/sports administration.

• Son of Kimberly and Dante Mayo • Both parents are UNC alums • His father was a walk-on quarterback for the Tar Heels in 1992 • Member of the Honor Roll, an AP Scholar with Distinction, earned a Maryland Seal of Biliteracy, an International Baccalaureate Diploma and is a certified scrum master.



14 – RUSSELL HAWKINS
6-1, Sophomore, Guard, Charlotte, N.C.

Scored his first two college points in the win over La Salle • Played his first game as a Tar Heel vs. American • Born Russell Lee Hawkins on November 4, 2004, in Charlotte • Son of William and Ivori Hawkins • Fourth member of his family to attend UNC (mother, father and sister) • His mother was a Tar Heel cheerleader • Played for Coach Michael McNeil • Played for AAU Team United • Also competed

in track and field for two seasons • Member of the National Honor Society and National Technical Honor Society • Won several academic awards • Began a mentorship program (ACE Mentors) to assist elementary school teachers during the pandemic • Majoring in pre-business administration.



15 – JOHN HOLBROOK
6-8, Freshman, Forward, Hickory, N.C.

Scored his first collegiate points in the win over American • Born John Thomas Holbrook on Dec. 22, 2005, in Hickory • Played for Coach Daniel Willis at Hickory High School • Led Hickory to a 31-1 record (undefeated in league play) and a No. 18 ranking in the state as a senior • Western Foothills Conference Player of the Year and earned all-district honors • Averaged 14.6 points, 7.4 rebounds and 1.4 blocks

as a senior • Played for PSB CLT Elite's U17 team • Also played varsity golf for four years • Honors student • Played the tuba and is a talented billiards player • Expects to major in pre-business administration.



30 – DANTE MAYO JR.
6-1, Freshman, Guard, Gaithersburg, Md.

Made his first basket as a Tar Heel, a three-pointer, vs. American • First-team 4A all-state (Maryland Basketball Coaches Association), all-division and Montgomery County Player of the Year as a senior • Third-team All-Met (Washington Post) • Played for Coach David Breslow at Richard Montgomery High School in Rockville, Md. • Set all-time school scoring record with 1,287 points • Led county in scoring

in 2023-24 at 19.5 points per game • Also set school records for career three-pointers (258) and single-season 3FGs (101 as a senior) • Shot 40% from three last year • Led Richard Montgomery to the state semifinals • Played AAU for Inspire Elite Adidas Gold

Born Dante Maurice Mayo Jr., on April 25, 2006, in Gaithersburg, Md.



CAREER HIGHS



0- TY CLAUDE

Points: Western Carolina (24 vs. Samford, 2/1/23)
Field Goals: Morehead State (11 vs. Eastern Kentucky, 2/13/20)
Three-Pointers: 1 three times (latest for Georgia Tech vs. Howard, 11/9/23)
Free Throws: Western Carolina (11 at Tennessee Tech, 12/17/22)
Offensive Rebounds: Western Carolina (8 vs. USC Upstate, 12/3/22)
Rebounds: Western Carolina (17 at The Citadel, 1/14/23)
Assists: Georgia Tech (3 vs. Georgia Southern, 11/6/23; vs. Howard, 11/9/23)
Turnovers: 4 five times (latest: for Western Carolina vs. Brescia, 11/13/22)
Blocks: 3 three times (latest: for Western Carolina vs. Wofford, 1/18/23)
Steals: 2 nine times (latest: for Western Carolina at VMI, 1/28/23)

3 - ELLIOT CADEAU

Points: 19 at Miami (2/10/24)
Field Goals: 7 four times (latest: vs. Cal, 1/15/25)
Three-Pointers: 3 vs. Elon (11/4/24)
Free Throws: 8 at Florida State (1/27/24)
Offensive Rebounds: 2 seven times (latest: at Duke, 2/1/25)
Rebounds: 6 four times (latest: 1/18/25 vs. Stanford)
Assists: 13 at Wake Forest (1/21/25)
Turnovers: 7 vs. Georgia Tech (12/7/24)
Blocks: 2 vs. Elon (11/4/24)
Steals: 4 at Miami (2/10/24), vs. American (11/15/24)

4 - RJ DAVIS

Points: 42 vs. Miami (2/26/24)
Field Goals: 14 vs. Wake Forest (1/22/24), Miami (2/26/24)
Three-Pointers: 7 vs. Miami (2/26/24)
Free Throws: 14 vs. NC State (1/21/23)
Offensive Rebounds: 6 vs. Kansas (4/4/22)
Rebounds: 12 vs. Kansas (4/4/22)
Assists: 12 vs. Marquette (3/17/22)
Turnovers: 5 vs. Florida State (2/27/21), Kentucky (12/16/23)
Blocks: 2 vs. Florida State (2/12/22), at Virginia (2/24/24)
Steals: 5 vs. Charleston Southern (12/29/23), vs. Syracuse (1/13/24)

5 - CADE TYSON (set at Belmont)

Points: 31 at Samford (12/16/23)
Field Goals: 12 vs. Northern Iowa (1/17/24)
Three-Pointers: 6 at Samford (12/16/23), vs. Missouri State (2/24/24)
Free Throws: 7 four times (latest: at Samford, 12/16/23)
Offensive Rebounds: 4 vs. Tarleton State (11/18/22)
Rebounds: 10 at Murray State (2/28/24)
Assists: 5 vs. Monmouth (11/24/23)
Turnovers: 4 four times (latest: vs. Illinois State, 1/10/24)
Blocks: 3 vs. UIC (1/27/24)
Steals: 4 at Chattanooga (12/18/22)

6 - ELIJAH DAVIS (set at Lynchburg)

Points: 21 at Bridgewater (1/07/23)
Three-Pointers: 5 at Bridgewater (1/07/23)
Free Throws: 4 vs. Roanoke (1/10/24)
Rebounds: 8 vs. Virginia Wesleyan (12/03/22)
Assists: 2 vs. Randolph-Macon (1/14/23)

7 - SETH TRIMBLE

Points: 27 vs. Dayton (11/25/24)
Field Goals: 10 vs. Dayton (11/25/24)
Three-Pointers: 3 vs. Elon (11/4/24)
Free Throws: 8 at Kansas (11/8/24), vs. Georgia Tech (12/7/24)
Offensive Rebounds: 5 vs. Boston College (1/25/25)
Rebounds: 12 vs. Boston College (1/25/25), at Pitt (1/28/25)
Assists: 5 vs. The Citadel (12/13/22)
Turnovers: 3 vs. Syracuse (1/13/24), Auburn (11/26/24), La Salle (12/14/24)
Blocks: 2 five times (latest: 12/21/24 vs. UCLA)
Steals: 4 vs. Michigan State (11/27/24), Georgia Tech (12/7/24)

9 - DRAKE POWELL

Points: 18 vs. Michigan State (11/27/24)
Field Goals: 7 vs. Michigan State (11/27/24)
Three-Pointers: 4 vs. Michigan State (11/27/24), SMU (1/7/25)
Free Throws: 3 vs. American (11/15/24), UCLA (12/21/24)
Offensive Rebounds: 3 at Pitt (1/28/25)
Rebounds: 11 vs. American (11/15/24)
Assists: 2 five times (latest: SMU, 1/7/25)
Turnovers: 3 vs. SMU (1/7/25), at Duke (2/1/25)
Blocks: 3 vs. American (11/15/24)
Steals: 3 vs. Pitt (2/8/25)

11 - IAN JACKSON

Points: 27 at Notre Dame (1/4/25)
Field Goals: 11 at Notre Dame (1/4/25)
Three-Pointers: 5 at NC State (1/11/25)
Free Throws: 7 at Louisville (1/1/25)
Offensive Rebounds: 1 seven times (latest: 1/11/25 at NC State)
Rebounds: 7 vs. La Salle (12/14/24), SMU (1/7/25), Cal (1/15/25)
Assists: 3 vs. La Salle (12/14/24), Pitt (2/8/25)
Turnovers: 4 vs. UCLA (12/21/24), at Notre Dame (1/4/25)
Blocks: 1 four times (latest: 1/18/25 vs. Stanford)
Steals: 2 vs. Alabama (12/4/24), La Salle (12/14/24), SMU (1/7/25)

13 - JALEN WASHINGTON

Points: 18 vs. American (11/15/24), Boston College (1/25/25)
Field Goals: 7 vs. Charleston Southern (12/29/23), Boston College (1/25/25)
Three-Pointers: 2 vs. UC Riverside (11/17/23), Charleston Southern (12/29/23), Notre Dame (3/5/24)
Free Throws: 6 vs. American (11/15/24)
Offensive Rebounds: 6 at NC State (1/11/25)
Rebounds: 12 at NC State (1/11/25)
Assists: 3 vs. SMU (1/7/25), Boston College (1/25/25)
Turnovers: 4 at Notre Dame (1/4/25)
Blocks: 5 at Notre Dame (1/4/25)
Steals: 2 vs. Syracuse (1/13/24)

14 - RUSSELL HAWKINS

Points: 2 vs. La Salle (12/14/24)
Assists: 1 vs. La Salle (12/14/24)

22 - VEN-ALLEN LUBIN

(set at Notre Dame, Vanderbilt or UNC)
Points: Vanderbilt- 25 vs. Texas A&M (2/13/24), vs. Florida (3/9/24)
Field Goals: 9 four times (latest: Vanderbilt vs. Arkansas, 3/13/24)
Three-Pointers: Vanderbilt- 2 vs. Alabama A&M (12/2/23), at Tennessee (2/17/24), vs. Florida (3/9/24)
Free Throws: Vanderbilt- 7 vs. Florida (3/9/24)
Offensive Rebounds: Vanderbilt- 8 at Auburn (1/31/24)
Rebounds: Notre Dame- 13 vs. St. Bonaventure (11/25/22)
Assists: Notre Dame- 2 vs. Bowling Green (11/22/22); Vanderbilt- 2 vs. Alabama (1/6/24), at South Carolina (2/10/24)
Turnovers: UNC- 4 at Pitt, 1/28/25
Blocks: 3 five times (latest: UNC at Duke, 2/1/25)
Steals: Vanderbilt- 3 vs. Arkansas (3/13/24)

24 - JAE'LYN WITHERS (set at Louisville unless noted)

Points: 20 vs. Prairie View (11/29/20), at Notre Dame (2/9/22)
Field Goals: 9 at Notre Dame (2/9/22)
Three-Pointers: 4 at Miami (2/11/23), vs. Georgia Tech (2/1/23), vs. Florida State (2/4/23)
Free Throws: 7 vs. Georgia Tech (2/1/23), Auburn (11/26/24)
Offensive Rebounds: 6 at UNC (2/20/21)
Rebounds: 13 vs. Notre Dame (2/23/21), vs. Georgia Tech (2/1/23)
Assists: UNC- 4 vs. American (11/15/24)
Turnovers: 5 vs. Texas Tech (11/22/22)
Blocks: UNC- 3 vs. UC Riverside (11/17/23)
Steals: 5 vs. Wright State (11/12/22)

30 - DANTE MAYO JR.

Points: 3 vs. American (11/15/24)
Three-Pointers: 1 vs. American (11/15/24)



2024-25 POSTGAME NOTES



EXHIBITION: UNC 84, MEMPHIS 76 10/15/24 IN MEMPHIS

UNC	FG: 46.9%	3FG: 33.0%	FT: 64.0%
Memphis	FG: 42.9%	3FG: 21.7%	FT: 60.7%
UNC	Rebounds: 9-31-40	A/TO: 21/21	
Memphis	Rebounds: 10-31-41	A/TO: 12/22	

- Tar Heels and Tigers played on October 15 at FedExForum in Memphis to raise money for St. Jude Children's Research Hospital.
- Carolina played without RJ Davis, who suffered a bruised back in a fall during the Blue-White scrimmage on October 12.
- Seth Trimble scored a game-high 33 points on 11 of 17 from the field. He made 3 for 5 from three-point range, 8 for 8 from the free throw line and had three assists and two steals.
- Elliot Cadeau had 11 points and 13 assists and Jalen Washington added 17 points and six rebounds.
- The Tigers led by three at halftime, but the Tar Heels began the second half on a 36-19 run.
- Carolina made six of its first eight three-point attempts in the second half.
- UNC had 21 assists and 21 turnovers.

EXHIBITION: UNC 127, JOHNSON C. SMITH 63 10/27/24 IN CHAPEL HILL

UNC	FG: 62.5%	3FG: 36.8%	FT: 81.1%
JCSU	FG: 36.2%	3FG: 34.8%	FT: 55.6%
UNC	Rebounds: 13-41-54	A/TO: 20/7	
JCSU	Rebounds: 5-19-24	A/TO: 11/15	

- Seven Tar Heels scored in double figures a 127-63 win over Johnson C. Smith in the Smith Center.
- Carolina closed the first half on a 34-11 run after the Golden Bulls pulled within a bucket at 25-23 at the 8:53 mark. UNC led by 25 at the half and led by as many as 67 in the final minute.
- Ian Jackson led the Tar Heels with 21 points, hitting 6 of 10 shots from the floor and 8 of 10 free throws. Ven-Allen Lubin added 18 points and 12 rebounds.
- Seth Trimble and RJ Davis each added 15 points, while Jalen Washington had 12 and seven rebounds and Elliot Cadeau posted 12 points and eight assists without a turnover.
- The Tar Heels shot better than 61% in each half and 62.5% for the game.
- UNC had 20 assists and only seven turnovers.

GAME 1: UNC 90, ELON 76 11/4/24 IN CHAPEL HILL

UNC	FG: 40.0%	3FG: 40.6%	FT: 81.3%
Elon	FG: 42.6%	3FG: 44.8%	FT: 78.6%
UNC	Rebounds: 18-25-43	A/TO: 22/6	
Elon	Rebounds: 10-30-40	A/TO: 11/16	

- Carolina improved to 103-12 in season-opening games. The Tar Heels have won 20 consecutive season openers.
- UNC is 37-2 in home openers at the Dean E. Smith Center and 105-10 all-time in home openers.
- Carolina committed six turnovers, fewest in a

first game of the season since turnovers officially became a stat in the late 1970s. Previous low was seven in 2017-18 vs. Northern Iowa and 1997-98 vs. Middle Tennessee State.

- Carolina improved to 229-18 against non-conference opponents in the Smith Center.
- UNC scored its most points in a season opener since scoring 95 against Tulane to begin the 2016-17 season.
- UNC has won 18 straight non-conference games in the Smith Center since losing to Marquette on 2/24/21.
- Carolina attempted 80 field goals, the most attempted in a 40-minute game since attempting 87 field goals against Elon on 11/9/18.
- UNC had 21 assists on 28 field goals. The Tar Heels are 11-0 record under Hubert Davis when they total 20 or more assists.
- RJ Davis scored a game-high 24 points. It was the 46th time he led UNC in scoring his career.
- Davis had his 36th 20-point game. UNC is 28-8 when Davis scores 20 or more points.
- Davis had at least 20 points and five assists for the 15th time in his career, UNC is 13-2 when he does so.
- Cadeau's eight assists were the most by a Tar Heel in a season opener since Rashad McCants had eight against Old Dominion on 11/22/03.
- Cadeau scored 17 points and had eight assists. UNC improved to 8-0 when Cadeau scores in double figures.
- Cadeau was a career-high plus-28, besting his previous career high of plus-27 against Syracuse on 1/13/24.
- Cadeau made a career-high three 3FGs. It was the third time he has made multiple three pointers as a Tar Heel.
- Washington made his first career start in his 58th game for the Tar Heels.
- Trimble scored a career-high 15 points, topping his previous career high of 12. He had tied his career high by halftime when he scored 12 points.
- Trimble tied his career-high with six field goals (also had six against Charleston Southern last season).
- Jae'Lyn Withers made multiple three pointers for the first time as a Tar Heel and the first time since making four at Miami in 2022-23 while playing for Louisville.
- Withers posted the third double-double of his UNC career (did so against Louisville and Wagner last season).
- Elon went on a 14-0 scoring run to take a 71-69 lead. The 14-point run was the largest by an opponent since Wake Forest went on a 14-0 run on 2/7/23.
- Carolina answered Elon's 14-point run with its own 11-0 run to regain a nine-point lead.
- Carolina's largest lead was 16 at 42-26 with 5:00 to play in the first half.

GAME 2: KANSAS 92, UNC 89 11/8/24 IN LAWRENCE, KAN.

UNC	FG: 42.9%	3FG: 30.4%	FT: 90.3%
at Kansas	FG: 48.7%	3FG: 28.6%	FT: 70.6%
UNC	Rebounds: 10-30-40	A/TO: 13/11	
at Kansas	Rebounds: 12-27-39	A/TO: 18/4	

- It was the second straight game KU has defeated the Tar Heels by three points (72-69 in the 2022 NCAA championship game).
- This was the second time UNC has played in Allen Fieldhouse and the first time since 12/17/1960.
- UNC is 1-1 in Allen Fieldhouse.
- The Tar Heels are 14-21 all-time against AP No. 1-ranked teams, including 6-8 on the road.
- Trimble led UNC with a career-high 19 points. It was the second straight game Trimble set a career scoring high and it was the first time in his career he led UNC in scoring. He is the first player on this year's team ever to lead UNC in scoring in a game other than RJ Davis.
- Carolina trailed by 20 points in the first half (KU led 49-29 and 51-31) but the Tar Heels rallied back to take a four-point lead at 87-83.
- It was the first time UNC took the lead in a game in which it trailed by at least 20 points since a two-point loss to Georgia Tech in the Smith Center on 1/16/2010.
- Carolina made 28 free throws and 27 field goals. It was the first time it made more FTs than FGs since last season's home win in December over Florida State.
- The Jayhawks scored 53 first-half points, most by an opponent in the first half in Hubert Davis' four seasons as head coach (previous highs were 50 by College of Charleston on 11/11/2022 and Brown on 11/12/2021).
- The 53 points were the most in the opening half since Kentucky scored 56 on 12/17/2016 in Las Vegas.
- Six Tar Heels scored in double figures, the first time UNC had six since a win over Charleston Southern on 12/29/2023.
- Trimble was 8 for 8 from free throw line. His previous high for made free throws was four vs. Florida State on 3/14/2024. His previous high for attempts was five last season vs. Lehigh.
- Ian Jackson and Ven-Allen Lubin both scored 10 points, their first double-figure scoring games as Tar Heels.
- Withers made three 3FGs, the most he has made as a Tar Heel. Withers has made five three in the first two games this season; he made four all of last season.
- Withers led UNC in plus/minus at +9.
- Carolina made 28 of 31 free throws, a percentage of .903. That was the fifth-best free throw percentage in UNC history in a game it attempted 30 or more free throws. It was the highest ever in a road game.
- The Tar Heel shot 35.5% from the floor in the first half and 50.0% in the second.
- Carolina out-rebounded KU, 40-39, but the Jayhawks had two more offensive boards (12-10) and out-scored UNC, 14-8, in second chance points.
- Kansas turned the ball over just four times, which equals the sixth-fewest in a game by an opponent since turnovers officially became a stat in the late 1970s.
- Kansas shot 59.5% from the floor in the first half but the Tar Heels held KU to 38.5% in the second half when the Tar Heels out-scored the Jayhawks, 51-39.
- Kansas has won five in a row over the Tar Heels and leads the series, 7-6.

GAME 3: UNC 107, AMERICAN 55
11/15/24 IN CHAPEL HILL

UNC	FG: 59.0%	3FG: 31.8%	FT: 82.4%
American	FG: 31.1%	3FG: 22.6%	FT: 90.9%
UNC	Rebounds: 10-36-46	A/TO: 16/9	
American	Rebounds: 7-16-23	A/TO: 6/13	

- UNC scored 107 points, its most in four seasons under Hubert Davis and the most since scoring 113 against NC State on 2/5/19.
- Carolina's 52-point margin of victory is its largest margin of victory since defeating UNC Asheville by 68, 116-48, on 11/30/08.
- American led 18-13. UNC out-scored the Eagles, 94-37, over the final 32-plus minutes. UNC scored 64 points in the second half, its most in a half since 65 in the second half at Florida State on 1/4/16.
- UNC held American to 14.7% shooting in the second half, the lowest field goal percentage in a half by an opponent under Hubert Davis and the lowest in a half by an opponent since at least the 1997-98 season.
- The Eagles shot 51.9% from the floor in the first half. It was the first time an opponent shot 50% in the first half and below 20% in the second since Elon on 11/9/2018.
- Washington had a career-high 18 points, topping his previous high of 17 against Charleston Southern on 12/29/23.
- Cadeau shared scoring honors with 18 points, the third consecutive game he has scored in double figures. It is the first time Cadeau has scored in double figures in three straight games.
- Cadeau is the first Tar Heel with at least 12 points and seven assists in the first three games since Ed Cota in 1999-2000.
- Cadeau had eight assists and 23 through the first three games, the most by a Tar Heel in the first three games since Kendall Marshall had 28 assists in the first three games in 2011-12.
- Cadeau tied his career high with four steals, tying his career high (four at Miami on 2/10/24).
- Trimble scored 13 points, marking the first time he has scored in double figures in three straight games. He also tied his career high with six rebounds.
- Withers had a career-high four assists.
- Tyson made his first three-pointers of the season (made three) and scored in double figures (11) for the first time as a Tar Heel. It was the 51st time in his career he scored in double figures.
- Powell had a season-high 11 rebounds and blocked three shots.
- UNC did not make a three-pointer in the first half (0 for 6) and was 0 for 10 until making its first with 12:43 left in the second half (by Tyson).
- Carolina made seven of its last 12 three point attempts.
- It was the third straight game a different Tar Heel led the team in scoring (RJ Davis vs. Elon, Seth Trimble vs. Kansas and Cadeau/Washington vs. American).

GAME 4: UNC 87, HAWAII 69
11/22/24 IN HONOLULU

UNC	FG: 51.9%	3FG: 33.3%	FT: 76.5%
at Hawaii	FG: 38.6%	3FG: 34.8%	FT: 70.8%
UNC	Rebounds: 5-22-27	A/TO: 16/5	
at Hawaii	Rebounds: 15-25-40	A/TO: 11/13	

- Davis led UNC in scoring for the second time this season and 47th time as a Tar Heel. He passed Sam Perkins for fourth in UNC career scoring. Davis has 2,159 points. Perkins scored 2,145 from 1980-84.
- Cadeau (17), Trimble (13) and Davis all scored in double figures for the fourth time in as many games. It is the first time Cadeau and Trimble scored in double figures four straight games as Tar Heels.
- Carolina shot 57.7% from the floor in the second half and 51.9% for the game. It was the third straight game the Tar Heels shot 50% or better in the second half and the second time in a row UNC shot 50% for the game.
- It was the third straight game UNC attempted at least 30 free throws (31 at Kansas, 34 vs. American and 34 at Hawai'i).
- Jackson was 6 for 6 from the line and scored a season-high 11 points.
- UNC was out-rebounded for the first time this season (27-40).
- Hawai'i scored 14 second-chance points, a season high by an opponent (previous was 10 by American). The Rainbow Warriors scored 12 of those 14 points in the first half.
- Carolina out-scored Hawai'i, 19-1, on fastbreak points. UNC has outscored its last two opponents, 42-1, in fastbreak points.
- Carolina committed a season-low five turnovers. It was the third time in four games UNC committed fewer than 10 turnovers.
- UNC is 6-0 all-time against Hawai'i.
- The Tar Heels improved to 17-2 in Honolulu, including 3-0 in the Stan Sheriff Center.

GAME 5: UNC 92, DAYTON 90
11/25/24 IN MAUI QUARTERFINAL

UNC	FG: 51.9%	3FG: 39.1%	FT: 79.4%
vs. Dayton	FG: 43.2%	3FG: 43.8%	FT: 80.0%
UNC	Rebounds: 8-29-37	A/TO: 11/15	
vs. Dayton	Rebounds: 13-22-35	A/TO: 19/10	

- Carolina trailed by 21 points with 17:36 to play before out-scoring the Flyers, 57-34, the rest of the game.
- The 21-point comeback tied the second largest in UNC history and equaled the largest second-half comeback in UNC history.
- It was the largest comeback since trailing Florida State by 21 (in the second half) on 1/27/1993.
- The largest comeback in UNC history was 22 against Wake Forest on 2/8/1992 (trailed by 22 in the first half).
- It was the first time UNC came back to win when trailing by at least 20 since 2/15/2006, when Georgia Tech led, 50-30, but UNC came back for an 82-75 win.
- Dayton led by 18 at halftime (51-33). It was UNC's largest halftime deficit since Wake Forest led by 22 on 2/7/2023.
- It was the first time UNC rallied from double-figure deficit at halftime to win since trailing Florida State by 12 (29-41) in a 78-70 win on 2/27/2021.
- The Tar Heels scored 59 second-half points, the second time in three games UNC scored at least 59 in the second half (64 vs. American on November 15).
- Davis led Carolina with 30 points, his sixth career 30-point game and first this season. UNC improved to 5-1 when Davis scored 30 or more.
- Trimble scored a career-high 27 (previous was

- 19) and grabbed a career-best 10 rebounds (previous was six three times) for his first career double-double.
- Trimble's double-double was the first by a Tar Heel guard in points and rebounds since Davis had 16 and 10 vs. Virginia in 2023.
- Trimble's 27/10 double-double was the first by a guard with at least 25 points since Cole Anthony had 34 and 10 against Notre Dame on 11/6/2019.
- Davis was 10 for 11 from the free throw line, the third time in his career he made 10 or more free throws in a game.
- Davis made a season-high four three-pointers and has 285 in his career, 14 fewer than Marcus Paige, who holds the UNC record. It was his 29th career game with four or more 3FGs.
- Carolina shot 59.4% from the floor in the second half, the fourth straight game UNC has shot 50% or better in the second half.
- Carolina shot 51.9% from the floor for the game. The Tar Heels improved to 26-0 under Hubert Davis and have won 33 straight games they shot 50% from the floor.
- Carolina made 14 of its final 18 field goal attempts over the last 12:24.
- The Tar Heels came into the game No. 1 in the nation in turnover percentage and turnovers per game (7.8), then committed 12 in the first half (previous season high was 11). That led to 19 Dayton points off turnovers in the first half. In the second half, UNC committed only three turnovers that the Flyers turned into only two points.
- Cadeau had committed a total of seven turnovers in the first four games. He had six in the first half but zero in the second.
- Dayton scored 24 points in the paint in the first half and eight in the second.
- Dayton scored 11 fastbreak points in the first half (American and Hawai'i had combined for one) and only two in the second half.
- Carolina improved to 9-0 in quarterfinal round games in the Maui Invitational.
- Carolina and Dayton are 2-2 all-time.

GAME 6: AUBURN 87, UNC 72
11/26/24 IN MAUI SEMIFINAL

UNC	FG: 43.3%	3FG: 37.5%	FT: 63.2%
vs. Auburn	FG: 43.2%	3FG: 36.7%	FT: 82.4%
UNC	Rebounds: 7-29-36	A/TO: 7/10	
vs. Auburn	Rebounds: 11-31-42	A/TO: 15/8	

- Auburn's Johni Broome scored 23 points with 19 rebounds, five assists and three blocks.
- The 19 rebounds were the most against a Hubert Davis team.
- Trimble tied his career high with three 3FGs and led UNC with 17 points.
- The Tigers out-rebounded the Tar Heels, 42-36, scored 15 points off turnovers and made 11 three-pointers.
- Auburn's defense blocked seven shots, made seven steals, held the Tar Heels to 16 three-point attempts and allowed just 19 free throw attempts, a season low and more than 10 below UNC's season average.
- Carolina converted only 12 of 19 from the free throw line, a season-low 63.2%.
- It was the first this season Carolina did not lead in a game.

GAME 7: MICHIGAN STATE 94, UNC 91 (OT)
11/27/24, MAUI THIRD PLACE GAME

UNC	FG: 50.0%	3FG: 47.8%	FT: 76.2%
vs. MSU	FG: 54.1%	3FG: 25.0%	FT: 77.4%
UNC	Rebounds: 5-24-29	A/TO: 17/11	
vs. MSU	Rebounds: 8-29-37	A/TO: 16/12	

- Carolina trailed by as many as 14 in the first half and nine at halftime but Trimble's three-pointer with 4.3 seconds to play tied the game at 80 and sent it to overtime.
- It was the third straight game UNC trailed at the half and third consecutive game the Tar Heels trailed by double figures at some point in the game.
- In OT, the Tar Heels made just two of eight from the floor, while the Spartans were three for four from the floor and made six of eight free throws.
- Carolina missed its first nine shots from the floor to begin the game but still shot 50% from the floor.
- It was the first time the Tar Heels lost when shooting 50% or better from the floor since losing to Virginia on 2/15/2020. Carolina had won the previous 33 times it shot 50%.
- UNC shot 51.9% in the first half and 55.2% in the second. It was the first time the Tar Heels lost when shooting 50% in both halves in regulation since a 2018 loss to Miami.
- The Spartans shot 54.1% from the floor, made eight more free throws, were plus eight in second chance points and scored 50 points in the paint.
- UNC scored 30 points in paint, its fewest in the first seven games.
- It was the second time in the first seven games an opponent scored 50 paint points (Kansas), something only two teams accomplished in the previous two seasons.
- The Spartans outrebounded UNC, 37-29, and converted eight offensive boards into 11 points. The Tar Heels managed only five offensive rebounds for three points.
- It marked the first time since December 2023 the Tar Heels were outrebounded in consecutive games (UConn, Kentucky and Oklahoma).
- UNC dropped to 68-63 all-time in overtime games.
- Powell made a season-high four three-pointers and led UNC with a season-high 18 points. He was the first freshman to lead Carolina in scoring since Caleb Love vs. Florida State in the 2021 ACC Tournament.
- Powell was the first non-starter to lead UNC in scoring since D'Marco Dunn at Louisville in 2023.
- Jackson scored a season-high 14 points. It was the first time Jackson and Powell scored in double figures in the same game. They combined to score 20 of UNC's 34 points in the first half.
- Trimble made a career-high four steals.
- Carolina is 13-5 all-time vs. the Spartans. The 94 points were the most scored by MSU in the 18 games.
- Carolina went 1-2 to finish third. It was the first time in nine appearances the Tar Heels lost multiple games in the Maui Invitational.
- Trimble was named to the all-tournament team.

GAME 8: ALABAMA 94, UNC 79
12/4/24 IN CHAPEL HILL

UNC	FG: 41.0%	3FG: 17.9%	FT: 62.5%
Alabama	FG: 49.3%	3FG: 36.4%	FT: 92.3%
UNC	Rebounds: 15-27-42	A/TO: 12/13	
Alabama	Rebounds: 8-32-40	A/TO: 18/14	

- The loss broke Carolina's streak of 19 straight wins in the Smith Center against non-ACC opponents.
- UNC dropped to 4-4, its fewest wins through eight games since beginning the 2001-02 season 3-5.
- Carolina played three top-10 opponents in its first eight games for only the fourth time ever and first time since 1967-68.
- The 15-point loss was Carolina's largest since losing 87-67 to Duke on 2/5/22.
- Carolina allowed the most points in the Smith Center since Duke scored 98 on 2/8/20.
- UNC dropped to 8-7 all-time against Alabama and played the Crimson Tide in the Smith Center for the first time since 12/15/90.
- Carolina is 2-1 against the Crimson Tide in Chapel Hill.
- The opponents scored at least 40 first-half points in four consecutive games for the first time since 2004-05.
- Carolina lost three straight games for the first time since February 2023.
- Carolina trailed by at least 14 points and trailed at halftime in each of the last four games.
- Carolina shot 17.9% from three (5 for 28), its lowest three-point percentage since shooting 8.7% against Notre Dame on 2/22/23.
- UNC made a season-low 10 free throws and shot a season-low 62.5% from the line.
- UNC shot 36.1% from the field in the first half, its second-lowest shooting percentage in a half this season.
- Carolina outrebounded the Crimson Tide, 42-40. It was the first time a team out-rebounded Alabama this season.
- The Tar Heels had only 12 assists on 32 field goals.
- Jackson scored a season high 23 points, the second straight game he had a season high (14 vs. Michigan State).
- Jackson's 23 points were the most by a Tar Heel freshman since Caleb Love scored 25 against Duke on 2/6/21.
- Jackson was UNC's first freshman non-starter to score more than 20 points since Day'Ron Sharpe had 21 points vs. Louisville on 2/20/21.
- Jackson was the first freshman to score at least 20 points since Walker Kessler had 20 against Florida State on 2/27/21.
- Jackson made a season-high three 3FGs among his season-best 10 field goals. He has made at least one three in all seven games in which he has played.
- Ty Claude had six points and five rebounds in 10+ minutes but had to leave the game after getting hit in the eye.
- Carolina's top three scorers entering the game (Davis, Trimble and Cadeau) were a combined 11 for 41 from the floor (2 of 17 3FG).

GAME 9: UNC 68, GEORGIA TECH 65
12/7/24 IN CHAPEL HILL

UNC	FG: 39.0%	3FG: 20.8%	FT: 81.0%
Ga Tech	FG: 31.3%	3FG: 29.6%	FT: 70.8%
UNC	Rebounds: 13-35-48	A/TO: 10/18	
Ga Tech	Rebounds: 11-26-37	A/TO: 8/14	

- Carolina improved to 58-14 in ACC openers and 64-8 in home ACC openers.
- The Tar Heels are 73-28 all-time vs. Georgia Tech, including 33-6 in Chapel Hill.
- UNC's 68 points were its fewest this season and the Tar Heels shot a season-low 39.0% from the floor.
- UNC committed a season-high 18 turnovers. It was the most turnovers by the Tar Heels since they made 18 in a four overtime loss against Alabama on 11/27/22.
- Carolina grabbed a season-high 48 rebounds.
- Carolina shot 21.8% from three (5 of 24), its lowest percentage in a victory since shooting 8.7% against Notre Dame on 2/22/23.
- Carolina shot less than 21% from three-point range in consecutive games for the first time since 2016.
- UNC's 31 first-half points were its fewest in a half this season.
- UNC held Georgia Tech to 31.3% from the floor, the second-lowest percentage by an opponent this season (American shot 31.1%).
- Trimble led UNC with 19 points, tied his career high with four steals and led UNC with three offensive rebounds, which tied his career high (Dayton).
- Jackson scored in double figures (15) for the third consecutive game, the first time a Tar Heel freshman has scored in double figures in three straight games since Caleb Love did so in four straight games in 2021.
- Cadeau committed seven turnovers, the most by a Tar Heel since Love had seven against Louisville on 2/21/22.
- Cadeau hit arguably the biggest shot of the game, a three-pointer with 2:26 to play that gave Carolina a 62-57 lead.
- The game featured 12 ties and nine lead changes, season highs in both categories.
- Carolina trailed by as many as eight points in the first half but took the lead on a 13-0 run.

GAME 10: UNC 93, LA SALLE 67
12/14/24 IN CHAPEL HILL

UNC	FG: 53.7%	3FG: 32.3%	FT: 47.8%
La Salle	FG: 35.6%	3FG: 34.5%	FT: 45.5%
UNC	Rebounds: 12-35-47	A/TO: 22/11	
La Salle	Rebounds: 14-22-36	A/TO: 15/12	

- Carolina shot at least 50% from the floor in both halves for the third time this season.
- Carolina shot 53.7% from the floor, including 72.2% from two-point range (26 for 36).
- Carolina's bench scored a season-high 49 points, outscoring the starters (49-44) on a non-senior night for the first time since playing Marquette on 2/24/2021.
- UNC shot 47.8% (11 for 23) from the free throw line, the lowest percentage in Hubert Davis' four seasons as head coach and the lowest since Carolina shot 38.9% from the line against Louisville on 2/20/2021.
- Both teams shot below 50% from the free throw line for the first time since UNC (45.5%) and Notre Dame (41.7%) on 3/3/2014.

- Carolina out-scored the Explorers, 50-20, in the paint. The 30-point margin was the second largest in paint points this season (56-16 vs. American). It was the third time this season UNC has scored 50 or more paint points (56 vs. American and 50 vs. Alabama).
- The Tar Heels had 22 assists and 11 turnovers, its best assist/turnover ratio since the win at Hawai'i (16/5). It was the third time this season UNC had at least a 2:1 ratio (also 22/6 vs. Elon).
- UNC went on a 16-0 run in the first half, its largest run of the season. It was sixth game this season in which the Tar Heels had a double-digit scoring run.
- Carolina held La Salle to 35.6% from the field, the fourth time this season UNC held the opponent below 40%. UNC is 4-0 when the opponents shoot under 40%.
- UNC led by 17 points at halftime, its largest halftime lead this season.
- La Salle led, 8-2, before Carolina went on a 20-2 run.
- Tyson led the Tar Heels with a season-high 23 points, becoming the seventh Tar Heel to lead the team in scoring this season.
- Tyson made five three-pointers, the eighth time he made five or more threes in his career. He had made four 3FGs in his first nine games as a Tar Heel.
- It was Tyson's first 20-point game as a Tar Heel and the 12th in his career.
- Ven-Allen Lubin tied his season high with 10 points.
- UNC is 3-1 all-time against La Salle, including 2-0 in Chapel Hill.

**GAME 11: FLORIDA 90, UNC 84
12/17/24 IN CHARLOTTE (JUMPMAN INVITATIONAL)**

UNC	FG: 45.8%	3FG: 17.9%	FT: 68.4%
Florida	FG: 46.2%	3FG: 34.4%	FT: 70.4%
UNC	Rebounds: 13-23-36	A/TO: 10/10	
Florida	Rebounds: 16-30-46	A/TO: 14/17	

- Carolina overcame a 17-point deficit with the aid of a 15-0 run and eventually took a four-point lead with 4:00 to play before losing to Florida, 90-84, in the Jumpman Invitational.
- The Tar Heels fell to 2-1 in the Jumpman Invitational and 4-3 all-time vs. the Gators.
- Florida was UNC's fourth top-10 opponent of the season. It marked the second time ever the Tar Heels faced four top-10 opponents before New Year's Day (also in 1967-68 season).
- Carolina dropped to 168-28 all-time in Charlotte, including 18-3 in the Spectrum Center.
- It was the third time this season Carolina lost a game in which it took the lead after trailing by double digits (Kansas, Michigan State and Florida).
- It was the sixth time in 11 games the Tar Heels have trailed by double figures.
- Carolina trailed, 16-6, 5:35 into the game, by as many as 17 points three times in the first half and 46-34 at the break.
- The Tar Heels ended the first half on a 4-0 run and scored the first 11 points of the second half to pull within 46-45 just 2:25 into the half.
- Carolina took its first lead of the second half at 70-68 on Trimble's three-point play.
- UNC led 81-77 with 4:02 to play, but the Gators out-scored the Tar Heels, 13-3 to end the game.
- Florida grabbed four of its 16 offensive rebounds in the final 4:00. Those four offensive

boards led to eight points.

- The Gators out-scored UNC, 23-14, in second-chance points. The 23 points were the most by an opponent this season (previous high was 16 by Dayton).
- It was the first time an opponent scored 20 or more second-chance points since Iowa (21) on 12/8/2020.
- Carolina converted 17 UF turnovers, the most by an opponent this season, into 24 points, also season-high for UNC.
- For the fourth consecutive game the Tar Heels shot below 21% from three-point range. Carolina missed its first 11 attempts from three vs. the Gators and finished 5 for 28 (17.9%). Florida made six of its first 12 threes and finished 11 for 32, outscoring UNC by 18 from beyond the arc.
- Carolina also was 5 for 28 against Alabama.
- It was the second time this season the Tar Heels missed at least 10 three-point attempts to begin a game (missed the first 10 against American).
- Carolina shot 29.7% from the floor in the first half, its lowest shooting percentage in a half this season, and 62.9% in the second half, which tied the highest shooting percentage in a half this season (also shot 62.9% in the second against American).
- UNC lost a game when shooting at least 60% in a half for the first time since shooting 64.3% in the second half at Clemson on 1/30/2018. Since then, UNC had shot at least 60% in a half in 24 games and won each time.
- UNC shot under 30% in one half and 60% or better in the other half for the first time since the loss at Clemson on 1/30/2018.
- UNC was outrebounded by 10 (46-36), the second time this season Carolina was outrebounded by 10 or more (Hawai'i outrebounded UNC, 40-27).
- Davis surpassed Phil Ford for third in UNC career scoring and broke the UNC record for most points by a guard. Davis scored a game-high 29 to increase his career total to 2,293 points. Ford scored 2,290 points in four seasons from 1974-1978.
- Davis' 29 points were the most by a Tar Heel in Charlotte since Tyler Zeller scored 32 points against Long Island in the first round of the 2011 NCAA Tournament.
- Davis led UNC in rebounds (eight) for the first time this season and the fourth time in his career.
- Carolina's top two rebounders were guards – Davis (8) and Trimble (7).

**GAME 12: UNC 76, UCLA 74
12/21/24 IN NEW YORK (CBS SPORTS CLASSIC)**

UNC	FG: 46.8%	3FG: 34.8%	FT: 68.6%
UCLA	FG: 49.1%	3FG: 50.0%	FT: 59.1%
UNC	Rebounds: 9-25-34	A/TO: 11/18	
UCLA	Rebounds: 7-21-28	A/TO: 17/15	

- Carolina beat a ranked opponent for the first time in five tries this season, rallying from 16 points down with 12:35 to play in the game.
- Davis hit the tying and game-winning free throws with 13.6 seconds to play.
- It was the first time UNC trailed by double figures with less than 10:00 to play and won (50-61 with 9:49 to play) since beating Ohio State in overtime in Madison Square Garden in the CBS Sports Classic on 12/17/2022.
- Jackson, playing in the Garden for the first

time ever, led the Tar Heels with 24 points.

- Jackson's 24 points were the second most by a UNC freshman in Madison Square Garden. Rashad McCants scored 25 vs. Kansas on 11/27/2002. McCants (also 21 vs. St. John's on 12/28/2002) and Brandan Wright (21 vs. Gonzaga on 11/22/2006) are the only other Tar Heel freshmen to score 20 or more in the Garden.
- Jackson's 24 points were the most by a UNC freshman since Caleb Love scored 25 vs. Duke 2/6/2021.
- Jackson tied his season best with three 3FGs. He has made a three in all 11 games he has played in this season.
- Carolina trailed by double figures in the first half for the seventh time in 12 games this season.
- UCLA led 40-32 at the half. Carolina improved to 2-5 when trailing at the half this season.
- It was the fifth time this season Carolina overcame a double-digit deficit to take the lead and the second time (Dayton) it won when trailing by 10 or more points.
- UNC trailed Dayton by 21 in a win on November 25. UCLA's largest lead was 16. This is the first time since 2011 the Tar Heels have rallied for two wins when trailing by at least 15 points. In 2011, UNC overcame a 19-point deficit to Miami and a 16-point deficit against Virginia Tech.
- Between 2011 and this season, UNC had overcome two other 15-point deficits: 15 at Florida State on 2/17/2014 and 15 vs. Tennessee on 12/11/2016.
- Carolina went 24 for 35 from the free throw line. UNC improved to 4-1 this season when it made 20 or more free throws.
- Carolina committed 18 turnovers the Bruins converted into 24 points. The 18 turnovers tied UNC's season worst (also 18 in a win over Georgia Tech). UCLA came into the game No. 1 in the nation in forcing turnovers.
- The Bruins' 24 points off turnovers were the most by an opponent this season (previous 21 by Dayton).
- Carolina shot 37.5% from the floor in the first half and 56.5% in the second.
- It was the 11th time in 12 games UNC shot a higher FG percentage in the second half.
- In the last three games UNC shot 57.6% (vs. La Salle), 62.9% (vs. Florida) and 56.5% (vs. UCLA) from the floor in the second half.
- UCLA scored only two second-chance points, the fewest by an opponent this season.
- Carolina led for 50 seconds, the least amount of time it led in a win this season (previous was 8:04 vs. Dayton).
- Carolina is 7-4 in the CBS Sports Classic, including 3-0 vs. UCLA.
- Carolina improved to 45-26 in New York, including 31-12 in the current Madison Square Garden.
- Carolina is 12-3 all-time against UCLA.
- The Tar Heels have defeated the Bruins seven consecutive times and 11 times in the last 12 games.
- It was the first time in the 12 wins over UCLA that Carolina won a one-possession game. The previous closest margin in a UNC win over UCLA was seven points three times, including the 2022 NCAA Sweet 16 win in Philadelphia, the most recent time the teams faced one another.

**GAME 13: UNC 97, CAMPBELL 81
12/29/24 IN CHAPEL HILL**

UNC	FG: 57.1%	3FG: 35.7%	FT: 75.0%
Campbell	FG: 44.4%	3FG: 40.0%	FT: 75.0%
UNC	Rebounds: 8-29-37	A/TO: 20/7	
Campbell	Rebounds: 9-16-25	A/TO: 15/7	

- This was the first time UNC and Campbell played in men's basketball.
- Carolina is 180-18 against in-state, non-ACC teams and has won 50 in a row.
- Davis set the UNC record for career three-point field goals with 303. He came into the game with 298, one behind Marcus Paige (299). Davis made two in the first four minutes to break the record and became the first Tar Heel with at least 300 career three-pointers.
- It was the first time this season Davis made three 3FGs in the first half.
- Davis made a season-high five threes (previous was four vs. Dayton). It was the 30th time in his career he made four or more and ninth time he made five or more.
- Davis has 2,333 career points. He passed Jeff Lamp (Virginia) and Mike Gminski (Duke) for 10th place in ACC career scoring. He needs 15 points to pass Armando Bacot for second place in UNC career scoring.
- Carolina played without Trimble, who suffered an upper body injury in practice.
- Jackson made his first college start in place of Trimble and scored a season-high 26 points. He is the first UNC freshman to score 20 in consecutive games (24 vs. UCLA) since Cole Anthony had 25 at Syracuse and 28 vs. Wake Forest in 2019-20.
- Jackson became the 10th Tar Heel freshman to score 24 or more points in consecutive games and the first since Anthony in 2019-20. The others include Coby White, Harrison Barnes, Tyler Hansbrough, Rashad McCants, Antawn Jamison, J.R. Reid, Phil Ford and Al Lifson.
- Cadeau had his first career double-double with 12 points and a career-high 12 assists. His previous high in assists was 10 last season vs. Tennessee.
- The 12 assists were the most by a Tar Heel since RJ Davis had 12 vs. Marquette in the first round of the 2022 NCAA Tournament in Waco, Texas.
- Jackson and Powell started, the first time multiple freshmen started since the 2021 NCAA Tournament vs. Wisconsin (Caleb Love and Kerwin Walton).
- Carolina shot 62.5% from the floor in the second half. It was the fourth consecutive game the Tar Heel shot at least 56.5% from the floor in the second half and the ninth time in 13 games UNC made at least 50% of its shots from the floor in the second half.
- Campbell shot 60.7% in the second half. It was the first time since 2018 at NC State that both teams shot 60% in the second half.
- Carolina was 12 for 14 on two-point field goal attempts in the first half (85.7%) and 4 of 17 from three (23.5%).
- The Camels shot 31.4% from the floor in the first half, the lowest percentage by an opponent in a first half this season.
- The Tar Heels committed only seven turnovers, fewest since making five at Hawai'i in the fourth game.
- Colby Duggan led the Camels with 32 points. He is the 17th different player to score 32 or

more vs. Carolina in the 40-year history of the Smith Center. His 32 points tie the fifth-most by a player on a mid-major team. They were the most in the Smith Center by a mid-major since Davidson's Brian Sullivan scored 33 in overtime on 12/21/2013.

**GAME 14: LOUISVILLE 83, UNC 70
1/1/25 IN LOUISVILLE**

UNC	FG: 40.0%	3FG: 25.0%	FT: 78.3%
Louisville	FG: 44.8%	3FG: 23.1%	FT: 64.1%
UNC	Rebounds: 7-30-37	A/TO: 11/11	
Louisville	Rebounds: 10-33-43	A/TO: 14/7	

- Louisville snapped a five-game losing streak to Carolina and won for the first time on its home court in three games vs. the Tar Heels.
- The two teams were whistled for 50 personal fouls, two technical fouls and shot a combined 62 free throws.
- Carolina shot 32.4% from the floor in the first half and 50% in the second. It was the fifth straight game UNC shot 50% or better in the second half.
- The Tar Heels made a season-low four three-pointers.
- Louisville shot 23.1% from three (6 of 26) and 64.1% from the free throw line (25 of 39). It was just the third time ever UNC lost when the opponent show under 25% from three and 65% from the line (2014 at Wake Forest and 2001 ACC championship game vs. Duke).
- Louisville led by as many as 11 in the second half, the eighth time this year UNC trailed by double digits.
- The Cards led 51-40, but Carolina pulled even at 61 and trailed only 70-69 with 5:09 to play.
- Louisville ended the game on a 13-1 run.
- Jackson led UNC with 23 points. He became the first Tar Heel freshman to lead in scoring three straight games since Cole Anthony (2019-20), the first to score 20 or more in three straight games since Anthony and just the third to score 23 or more points in three consecutive games (Al Lifson in 1951-52 and Phil Ford in 1974-75).
- Powell scored 14 points, the first time he scored in double figures in consecutive games.
- Carolina had seven offensive rebounds that led to two second-chance points, its fewest since 1/24/2023 at Syracuse.
- Louisville's Chucky Hepburn was 16 for 20 from the free throw line en route to a game-high 26 points. The 16 free throws were the third most by an opponent in the last 50 years.

**GAME 15: UNC 74, NOTRE DAME 73
1/4/25 IN NOTRE DAME**

UNC	FG: 52.9%	3FG: 28.6%	FT: 77.8%
ND	FG: 43.9%	3FG: 30.4%	FT: 76.2%
UNC	Rebounds: 5-25-30	A/TO: 14/13	
ND	Rebounds: 12-20-32	A/TO: 7/13	

- Cadeau hit a game-tying three-pointer from the right wing with 4.8 seconds to play and made the ensuing free throw for a four-point play to give Carolina a 74-73 win.
- For the second time in four games (UCLA), Cadeau defended a last-second shot in the lane that preserved a Tar Heel victory.
- Cadeau's game-winning four-point play was the 17th lead change, the most in any UNC game this season. The previous high was 10 lead

changes in the win over Dayton.

- It was the first time a Tar Heel made a four-point play since Kerwin Walton vs. Northeastern on 2/17/2021.
- It was Cadeau's second three of the game, the first time he made multiple 3FGs since Michigan State on November 27.
- It was the first time UNC won by a point since it beat Notre Dame, 66-65, in Chapel Hill on 1/2/2021.
- It was the first time UNC hit a go-ahead, game-winning free throw with less than 10 seconds to play since Joel Berry II hit two for the tie and the lead in a 69-68 win at Notre Dame on 1/13/2018.
- Jackson led all scorers with 27 points, the fourth straight game he has led UNC in scoring (first freshman to lead four times in a row since Cole Anthony in 2019-20).
- Jackson is the first Tar Heel freshman ever to score 23 or more points in four straight games.
- Jackson is the first freshman to score at least 20 in four games in a row since Tyler Hansbrough in 2005-06.
- Jackson was 11 for 18 from the floor. The 11 field goals were the most by a Tar Heel this season and the most by a UNC freshman since Cole Anthony made 12 vs. Notre Dame on 11/6/2019.
- RJ Davis passed former teammate Armando Bacot for second in UNC career scoring and ninth in ACC scoring. Davis has 2,353 points. Bacot scored 2,347.
- It was the first time Davis did not score in double figures or make a three this season (he scored eight). He had a season-best seven assists.
- Washington blocked a career-high five shots.
- The Tar Heels shot 52.9% from the floor for the game. UNC improved to 6-1 this season and 29-1 under Hubert Davis when it shoots 50% for the game.
- It was the sixth consecutive game UNC shot 50% or better in the second half.
- UNC led by seven at the half. The Tar Heels improved to 7-0 this season when they lead at the half.
- It was just the second time all season and first time since Elon in the season opener the Tar Heels scored more points in the first half (39) than they did in the second (35).
- Notre Dame went on a 12-0 run in the second half to take a 48-47 lead. It was the third game this season an opponent went on a run of 10 or more points in a Tar Heel victory (14 by Elon and 11 by Dayton).
- The Irish made 10 of their first 17 field goal attempts in the second half (58.8%) to take their largest lead of the game at 63-59 with 6:27 to play. From there, UNC held the Irish to two field goals in their last eight attempts over the final five and a half minutes.
- Carolina is 31-9 all-time against the Irish, including 7-4 at Notre Dame.
- Carolina has beaten the Irish four straight and in 13 of the last 15 games.

GAME 16: UNC 82, SMU 67
1/7/25 IN CHAPEL HILL

UNC	FG: 47.4%	3FG: 50.0%	FT: 70.8%
SMU	FG: 33.3%	3FG: 22.2%	FT: 81.0%
UNC	Rebounds: 7-32-39	A/TO: 17/14	
SMU	Rebounds: 15-26-41	A/TO: 7/11	

- Carolina and SMU played an ACC game for the first time.
- The Tar Heels improved to 3-1 all-time vs. the Mustangs, including 2-0 in the Smith Center. It was the first meeting between the teams since 12/12/1987.
- It was Carolina's 22nd straight win when holding opponents below 70 points.
- Carolina did not trail for the second time this season (Hawai'i) and led for 39:13, the most in any game this season.
- UNC improved to 8-0 this season when leading at the half.
- It was the second game in a row UNC led by double digits in the first half (led by as many as 17 in the first half).
- Carolina shot 53.8% in the second half, the seventh consecutive game the Tar Heels shot 50% or better in the second half.
- It was the 15th time in 16 games UNC shot a higher percentage in the second half than the first.
- UNC held SMU to 33.3% from the floor, a season low for the Mustangs (previous low was 34.3% vs. Duke).
- The Tar Heels improved to 5-0 this season when holding an opponent below 40% FGs.
- SMU shot 25% from the floor in the first half, its lowest percentage in any half this season (30.6% in first half vs. Washington State).
- It was the lowest percentage in the first half by a Tar Heel opponent this season (previous 31.4% by Campbell) and the second-lowest percentage in any half.
- UNC held SMU to 24 points in the first half, the fewest in the first half by an opponent this season (previous low was 25 by La Salle).
- Carolina made 11 threes, the most since it made 11 vs. Michigan State in Maui.
- The Tar Heels shot a season-high 50% from three (11 of 22), the first time they shot 50% on 20 or more attempts since making 11 of 22 at Portland on 11/24/2022.
- Carolina made seven threes in the first half, one off its season high for threes in a half (eight in the first half vs. Elon).
- The Tar Heels scored 39 points in the first half and 43 points in the second half, the 14th time in 16 games this season UNC scored more points in the second half than the first.
- Davis scored a game-high 26 points before leaving the game with a bloody nose. It was his 40th career 20-point game and the 18th time he has scored 25 or more.
- Powell scored 17 points, one off his season high of 18 against Michigan State. Powell made three 3FGs in the first half and four for the game.
- Powell's 14 first-half points were his most in a half this season (10 against Michigan State in the first half and Louisville in the second half).
- Jackson scored 18 points, reaching double figures for the sixth consecutive game and the 11th time this season.
- Jackson made three 3FGs, the fifth straight game he has made multiple threes. Jackson is the only Tar Heel to make at least one 3FG in

every game.

- Washington had a career-high three assists (none in the previous 11 games) and blocked four shots. He has nine blocks in the last two games, the most blocks in consecutive games by a Tar Heel since Armando Bacot had nine against Boston College and NC State in 2021-22.
- Trimble played 26 minutes and had three assists after missing the previous three games due to an upper-body injury.

GAME 17: UNC 63, NC STATE 61
1/11/25 IN RALEIGH

UNC	FG: 43.3%	3FG: 36.8%	FT: 50.0%
NCSU	FG: 36.9%	3FG: 15.8%	FT: 83.3%
UNC	Rebounds: 13-27-40	A/TO: 17/12	
NCSU	Rebounds: 16-22-38	A/TO: 7/9	

- The Tar Heels improved to 20-6 vs. NC State in the Lenovo Center and 70-48 vs. NC State in Raleigh.
- Carolina has not lost consecutive games against the Pack since 2003.
- The Tar Heels have won 23 straight games when allowing fewer than 70 points.
- Washington scored the game-winning basket, blocked a last-second shot to preserve the win, grabbed a career-high 12 rebounds and posted his first career-double with 11 points and 12 rebounds (and a game-high three blocks).
- Washington has 12 blocks in the last three games, the most by a Tar Heel in three games since Brice Johnson had 13 against Florida Gulf Coast, Providence and Indiana in the 2016 NCAA Tournament.
- Washington had six offensive rebounds (two more than his previous high), the most by a Tar Heel this season.
- Washington's go-ahead and winning dunk with 25 seconds to play came off Cadeau's 11th assist.
- It was UNC's first game-winning field goal with under 30 seconds to play since Pete Nance scored with 17.7 seconds remaining to beat Syracuse, 1/24/2023.
- Washington's 12 rebounds were the most by a Tar Heel this season.
- Cadeau is the first Tar Heel to have multiple games with at least 10 assists in the same season since Theo Pinson in 2017-18.
- Cadeau's 11 assists were the most by a Tar Heel vs. NC State since Kendall Marshall had 13 on 2/11/2012.
- Jackson led all scorers with 21 points, 16 of which came in the second half. He has 31 points in the second halves of the last two games (15 vs. SMU).
- It was Jackson's fifth 20-point game in the last six games and his sixth 20-point game of the season. He has the most 20-point games by a UNC freshman since Cole Anthony had nine in 2019-20.
- Jackson made a season-high five threes, the most by a Tar Heel freshman since Kerwin Walton hit five vs. Louisville on 2/20/21.
- Jackson is the first Tar Heel freshman to make multiple threes in six straight games since Walton's nine-game stretch in 2020-21. Jackson has made at least one 3FG in each game he has played this season (the only Tar Heel to do that).
- Jackson has scored 139 points in the last six games, the second most ever by a Tar Heel freshman in any six-game stretch (Harrison Barnes scored 140 over six games in 2010-11).

- Davis handed out his 500th career assist, becoming the 13th Tar Heel and first since Marcus Paige with 500 or more assists.
- Carolina was 4 for 8 from the free throw line. The four free throws were the fewest in a win since UNC made two vs. Michigan on 12/1/21.
- Carolina's 63 points were its fewest this season and the fewest in any game and a win since beating Virginia, 54-44, on 2/24/2024.
- The 63 points were Carolina's fewest in beating NC State since a 60-52 win in Raleigh on 1/28/2001.
- The Tar Heels led, 26-20, at the half. The 46 combined points were the fewest in a first half between UNC and NC State since the teams combined for 41 in the first half of the 1998 ACC Tournament quarterfinals in Greensboro.
- The 26 points were the fewest UNC has scored in any half this season.
- NC State's 20 points were the fewest allowed by the Tar Heels in any half this season and were the fewest scored by the Wolfpack in any half this season.
- The two-point win is Carolina's narrowest over NC State since defeating the Wolfpack, 81-79, on 1/14/2015.
- UNC held NC State to 22.5% shooting from the floor in the first half, the second-lowest shooting percentage in a half this season by an opponent (American shot 14.7% in the second half).
- UNC shot 38.7% from the floor in the first half and 48.3% in the second. It was the 16th time in 17 games the Tar Heels shot a better percentage in the second half than the first.
- UNC scored 11 more points in the second half than it did in the first (26/37). It was the 15th time in 17 games UNC has scored more points in the second half than the first.
- NC State shot 15.8% from three, the lowest 3FG percentage by an opponent this season.
- NC State grabbed 16 offensive rebounds, equaling the most by an opponent this season (Florida).

GAME 18: UNC 79, CAL 53
1/15/25 IN CHAPEL HILL

UNC	FG: 47.7%	3FG: 35.7%	FT: 92.3%
CAL	FG: 34.8%	3FG: 12.0%	FT: 40.0%
UNC	Rebounds: 11-34-45	A/TO: 9/10	
CAL	Rebounds: 11-22-33	A/TO: 12/13	

- Carolina won its fourth in a row for the first time this season.
- Cal's 53 points were the fewest allowed by UNC this season.
- It was Carolina's 24th straight win when holding its opponent below 70 points and 24th in a row when holding its opponent to below 60.
- Carolina shot 56.7% from the floor in the first half, its highest shooting percentage in a first half this season.
- Carolina's largest lead was 27. The Tar Heels are 8-0 this season when they build a double-digit lead.
- It was the third time in the last four games UNC built a double-digit lead in the first half (Notre Dame, SMU and Cal).
- Carolina shot 56.7% from the floor and held Cal to 29 points in the first half,.
- Cal shot 34.8% from the floor for the game. UNC improved to 7-0 this season, 41-4 in four seasons under Hubert Davis and has won 12 straight games when holding opponents below

40% from the floor.

- UNC shot 92.3% from the free throw line (made 12 of 13), a season-high percentage.
- Cal shot 12% (3x25) from three, the lowest percentage by an opponent with a minimum of 20 attempts since NC State shot 10% (2x20) on 1/10/24. It tied the worst three-point percentage for with 25 or more attempts (UAB also shot 3 for 25 in 2014-15).
- Carolina scored 44 point points, most in an ACC game since scoring 50 vs. Georgia Tech on December 7.
- Jackson led all scorers with 20 points. He has scored 159 points in the last seven games, one shy of the UNC freshman scoring record over seven straight games. Tyler Hansbrough scored 160 in a seven-game stretch in 2005-06.
- It was Jackson's seventh 20-point game this season, the most by any Tar Heel.
- Davis played in his 156th game as a Tar Heel, passing Leaky Black for the second-most games in UNC history.
- Davis (2,397 points) passed Duke's Kyle Singler for seventh on the ACC's all-time scoring list.
- Trimble scored 12 points, reaching double figures for the 12th time this season and the first time since returning from a three-game absence due to an upper-body injury.
- Cadeau scored 15 points, the 11th time he scored in double figures this season.
- Lubin tied his career high with three blocks and led UNC with eight rebounds.
- Cal's Andrej Stojakovic entered the game leading the ACC in scoring in conference play (24.2 ppg). UNC held Stojakovic to six points on 3 of 13 shooting. It was the first time this season Stojakovic was held below double figures.
- UNC is 5-1 all-time against Cal, including 3-0 in Chapel Hill and 2-0 in the Smith Center. Carolina faced Cal for the first time since losing to the Bears in Oakland on 12/29/98.
- The 26-point victory is UNC's largest over Cal (previous was a 24-point margin in the Smith Center on 11/22/97).

**GAME 19: STANFORD 72, UNC 71
1/18/25 IN CHAPEL HILL**

UNC	FG: 42.6%	3FG: 27.8%	FT: 83.3%
Stanford	FG: 43.3%	3FG: 31.8%	FT: 92.9%
UNC	Rebounds: 5-26-31	A/TO: 14/5	
Stanford	Rebounds: 7-25-32	A/TO: 15/8	

- Stanford ended UNC's four-game win streak and defeated UNC for the first time in 14 games all-time.
- Jaylen Blakes' basket with 1.5 seconds left was the first time an opponent hit a game-winning shot with under than five seconds to play since Matt Coleman III of Texas on 12/2/20.
- It was the first one-point loss since 1/30/24 at Georgia Tech.
- UNC lost by one point at the Smith Center for the first time since losing to Pittsburgh, 65-64, on 2/1/23.
- UNC lost at the Smith Center when leading at halftime for the first time since losing to Duke on 2/8/20. It was the 19th time Carolina lost at the Smith Center when leading at halftime.
- Carolina tied its season low with five turnovers (also vs. American). It was the fewest turnovers by the Tar Heels in a loss since losing to Duke, 86-78, on 2/9/17.
- UNC lost for the first time when leading at the

half this season. The Tar Heels dropped to 10-1 when leading at halftime this season.

- Carolina led 24-17. The seven-point lead was the largest in a loss this season (previous was five at Kansas).
- Davis moved past 2,400 points (2,416), the eighth player in ACC history to do so.
- Jackson did not make a three-pointer for the first time and it was first time he didn't score in double figures in nine games since he scored five points vs. La Salle.
- Lubin scored a season-high 13 points, the fourth time this season he scored in double figures.
- Lubin and Washington (season-high nine field goal attempts) combined for 21 points, the second time the two combined for 20 or more points (26 against American).
- Stanford shot 92.9% from the free throw line (13 of 14), the best percentage by an opponent this season.
- Carolina matched its season low with five offensive rebounds.
- Stanford blocked seven shots, which tied the season high by an opponent (Auburn).
- Blakes' winning shot was the 14th lead change, the third most in a game this season (17 at Notre Dame, 10 vs. Dayton). There were also a dozen ties, which equaled the most in any game (Georgia Tech).

**GAME 20: WAKE FOREST 67, UNC 66
1/21/25 IN WINSTON-SALEM**

UNC	FG: 40.0%	3FG: 25.0%	FT: 60.0%
WF	FG: 40.0%	3FG: 13.3%	FT: 77.8%
UNC	Rebounds: 8-25-33	A/TO: 18/12	
WF	Rebounds: 10-31-41	A/TO: 7/14	

- Carolina lost by a point in consecutive games for the first time since 87-86 losses to South Carolina and Duke (in triple overtime) in 1968.
- It was UNC's fourth straight loss at Wake Forest, the first time the Tar Heels have dropped four in a row to the Demon Deacons in Winston-Salem since 1962-65.
- Carolina led 31-29 at the half. UNC has lost back-to-back games after leading at halftime for the first time since 2020.
- Wake Forest's 67 points ended a 25-game streak in which the Tar Heels won when allowing fewer than 70 points.
- It was the ninth time this season a game was decided by one possession (three or fewer points). Carolina is 5-4 in those games.
- The nine one-possession games equal UNC's most in the three-point era (since the start of the 1986-87 season). Carolina went 8-1 in one-possession games in 2010-11.
- Carolina led 16-7. The nine-point lead was UNC's largest in a loss this season (previous high was seven in the previous game vs. Stanford).
- UNC attempted a season-high 32 three-pointers and made eight (25%). The Tar Heels are 1-4 when shooting 25% or lower from three.
- Wake Forest shot 29.6% from the floor and had no assists in the first half but made 13 of 16 free throws. The Deacs shot 50% from the floor in the second half and made their only two three-pointers in the midst of a 12-0 run that gave Wake Forest a 49-39 lead.
- The two 3FGs were the fewest by any opponent in a win over UNC since Wake Forest went 2 for 12 in a 73-67 win on 1/5/2014.
- Cadeau had 14 points and a career-high 13

assists for his second career double-double.

The 13 assists were the most by a Tar Heel since Kendall Marshall had 13 at NC State on 2/22/2012.

- Cadeau made or assisted on 18 of Carolina's 26 field goals (69.2%). That was the second-highest percentage of field goals scored and assisted ever by a Tar Heel. Phil Ford (11 FGs, 10 assists) accounted for 72.4% against Seton Hall on 12/4/1975.
- Cadeau's 13 assists equaled the most by a Tar Heel vs. Wake Forest (Ed Cota had 13 on 2/12/2000).
- Davis led UNC in scoring with 21 points, his 51st career 20-point game.

**GAME 21: UNC 102, BOSTON COLLEGE 96 (OT)
1/25/25 IN CHAPEL HILL**

UNC	FG: 55.6%	3FG: 37.5%	FT: 78.8%
BC	FG: 54.5%	3FG: 58.3%	FT: 71.4%
UNC	Rebounds: 12-24-36	A/TO: 16/8	
BC	Rebounds: 6-17-23	A/TO: 20/9	

- Carolina is 1-1 this season in overtime games and 69-63 all-time in OT games.
- Trimble sent the game to overtime with a left-handed shot from inside the lane to tie the game at 89 with 12.9 seconds to play.
- It was the ninth time UNC scored 100 or more points in an overtime game and the first time since a 4OT loss to Alabama on 11/27/2022.
- Carolina improved to 11-10 in OT games in the Smith Center, winning for the first time since beating Syracuse on 2/28/2022.
- Carolina's adjusted points per possession was 135.7, its second-highest of the season (American) and highest in an ACC game.
- Boston College's offensive efficiency was 127.7, the highest by an opponent this season.
- BC's 127.7 was the fourth-highest offensive efficiency by an opponent in a Tar Heel victory since the start of the 1986-87 season, when offensive rebounds became official. The only higher offensive efficiencies in a Carolina win were by Fairfield in the 1997 NCAA first round (130), Pitt in 2016-17 (129) and Notre Dame in the 2016 NCAA Sweet 16 (128).
- BC made 14 of 24 three-pointers. The Eagles' percentage (.583) was the sixth highest by an opponent in Smith Center history and the best since Pitt shot 58.8% in beating Carolina on 2/16/2022.
- The Eagles' 14 three-pointers tied the most by an opponent this season (also Dayton).
- It was the third time ever the Tar Heels won when the opponent made 14 or more three-pointers on at least 50% from three-point range (Iowa in 2004-05 and Tennessee in 2006-07). Carolina scored 100-plus points in all three of those wins.
- Washington tied career highs with 18 points (also vs. American this season), seven field goals (American) and three assists (SMU).
- Washington scored 12 first-half points. His previous high point total for a half this season was 10 in the second vs. American. He tied his career best for points in a half – also 12 in the first half against Charleston Southern on 12/29/2023 and first half at Virginia on 1/10/2023.
- Trimble had his second career double-double with 18 points and a career-high 12 rebounds. He grabbed a career-high and game-high five offensive rebounds.
- Davis led UNC with 22 points and had five

assists, five rebounds and zero turnovers.

- Davis joins Marcus Paige as the only Tar Heels with multiple games with 20 points, five assists, five rebounds and zero turnovers. Paige did it three times; this was Davis' second (this year vs. Elon).

- Carolina improved to 16-2 over the last five seasons when Davis has at least 20 points and five assists.

- Carolina scored a season-high 58 points in the paint (which does not include free throws).

- Carolina shot 55.6% from the floor, its third-best percentage this season (59.0% vs. American and 57.1% vs. Campbell).

- Carolina improved to 7-1 this season and 30-1 under Hubert Davis when it shoots 50% from the floor.

- Carolina made 26 of 33 from the free throw line. The 26 made free throws were the most since making 27 against Dayton.

- Carolina improved to 5-2 this season when it makes 20 or more free throws.

- The teams combined for 91 first-half points, which equaled the most in any game this season with Kansas on November 8 (the Jayhawks led 53-38).

- Carolina shot 58.1% in the first half, its highest percentage in a first half this season, and its highest since 2/26/2022, when it shot 60% in the first half vs. NC State.

- Carolina led 46-45 at half. It was the third straight game UNC led by one or two points at the half.

- Carolina has led at halftime in eight of its nine ACC games.

- Powell did not start for the first time since Maui but was a team-best plus 13 and forced a key five-second call on a baseline out of bounds play that led to Carolina tying the game at the end of regulation.

- Lubin started for the fifth time and first game since UCLA.

- The lineup of Cadeau-Davis-Jackson-Trimble-Lubin started for the first time this season.

- Carolina improved to 24-6 overall vs. Boston College, including 22-5 against the Eagles in ACC play. Carolina is 9-3 against Boston College in the Smith Center.

- This was the first the teams played an overtime game.

- The Eagles shot 54.5% from the floor (3 for 7 in overtime), the highest percentage vs. the Tar Heels this season.

- BC had 20 assists, most against Carolina this season.

GAME 22: PITT 73, UNC 65 1/28/25 IN PITTSBURGH

UNC	FG: 44.1%	3FG: 29.2%	FT: 66.7%
PITT	FG: 43.6%	3FG: 34.6%	FT: 80.0%
UNC	Rebounds: 10-28-38	A/TO: 15/14	
PITT	Rebounds: 6-22-28	A/TO: 12/6	

- The Tar Heels led, 63-59, with 6:32 to play, but scored only two points the rest of the game, missing 10 of their final 11 shots from the floor.

- Carolina led 44-34, its largest lead in a loss this season and the third time in the last four games it lost when leading by seven or more points (seven vs. Stanford, nine at Wake Forest and 10 at Pitt).

- The Tar Heels scored 44 first-half points based on shooting 56.7% from the floor, including 46.2% from three (6 of 13).

- In the second half, UNC made 1 of 11 from three, shot 31.0% from the floor and scored 21 points.

- UNC's 21 second-half points were its fewest in any half this season and fewest since Carolina scored 19 in the first half at Notre Dame on 2/22/2023.

- It was the fewest points in a second half since scoring 21 at Virginia on 1/6/2018.

- Pitt outscored Carolina, 31-21, in the second half. It was the eighth time in the last nine games Carolina has been outscored in the second half (all except Cal).

- Carolina shot 56.7% in the first half, which tied its second-highest shooting percentage in a first half this season (58.1% vs. Boston College in the previous game and 56.7% vs. Cal on January 15).

- It was the first time Carolina shot at least 55% in consecutive first halves since shooting 60% against Stanford on 11/12/2018 and 55.6% against Tennessee Tech on 11/16/2018.

- Carolina turned the ball over 14 times that led to 22 Pitt points. The Panthers committed only six turnovers that UNC converted into four points. The 18-point margin in points off turnovers was the largest by an opponent this season. The previous high was by UCLA, who outscored the Tar Heels, 24-13, in points off turnovers.

- Carolina is 4-5 when the opponents score more points off turnovers.

- Pitt also outscored the Tar Heels by 10 at the free throw line (16-6) and attempted 11 more free throws. Carolina is 5-7 this season when it makes an equal or fewer number of free throws.

- It was second time this season (and the second straight loss) an opponent scored at least 10 more free throws than the Tar Heels (Wake Forest outscored UNC, 21-6, from the stripe).

- Despite playing without Washington, who was out with a sprained left knee, Carolina outrebounded the Panthers, 38-28. It was the first time UNC lost when it had a double-digit advantage on the boards since 2/19/2023 at NC State (outrebounded NCSU by 14).

- Trimble scored 10 points and grabbed 12 rebounds. It was the second consecutive game Trimble had a career-high 12 boards.

- Trimble is the first Tar Heel guard with double-doubles in points/rebounds in consecutive games since Cole Anthony in 2019-20.

- Davis led UNC with 16 points, the fourth straight game he led the Tar Heels in scoring.

- Davis passed Duke's Christian Laettner for seventh all-time in ACC scoring. Davis has 2,475 points, while Laettner scored 2,460.

- Davis made three 3FGs and passed Wake Forest's Justin Gray for 10th in ACC history with 320 in his career.

- Cadeau had seven assists and led UNC with a plus 8, but was limited to 28 minutes due to foul trouble. Carolina led by eight when he picked up his second foul with 4:16 to play in the first half; the Panthers cut the lead to just two at the break.

GAME 23: DUKE 87, UNC 70 2/1/25 IN DURHAM

UNC	FG: 47.3%	3FG: 36.8%	FT: 78.6%
DUKE	FG: 52.8%	3FG: 50.0%	FT: 84.0%
UNC	Rebounds: 12-29-31	A/TO: 11/14	
DUKE	Rebounds: 7-19-26	A/TO: 20/8	

- The 17-point loss was Carolina's largest margin of defeat this season.

- Duke led by 22 at the half, UNC's largest halftime deficit of the season.

- UNC shot 29.6% from the floor and scored 25 points in the first half, both season lows for the first half.

- The Tar Heels shot 64.3% from the floor and outscored Duke, 45-40, in the second half.

- Duke led for 38:05. UNC did not lead.

- Carolina committed 14 turnovers that led to 19 points (41 points off turnovers by Pitt and Duke in the last two games).

- Davis and Powell led UNC with 12 points apiece, the fewest by the Tar Heels' leading scorer in a game this season. The previous low was 16 by Davis in the previous game at Pitt.

- The Blue Devils went on a 16-0 run in the first half to lead 23-6. The 16-point run was the largest allowed by Carolina this season.

- Duke shot 55.6% from the floor in the first half, 50% in the second and 52.8% for the game.

- It was the fourth straight game an opponent shot 50% from the floor in at least one half.

- The opponents have shot 50% from the floor in six of the last eight halves.

- The Blue Devils made 10 for 20 from three-point range and outscored the Tar Heels by 10 (21-11) at the free throw line.

- Duke's largest lead was 32 (77-45). It was the Tar Heels' largest deficit since trailing by 33 at Miami in 2022.

GAME 24: UNC 67, PITT 66 2/8/25 IN CHAPEL HILL

UNC	FG: 48.1%	3FG: 46.7%	FT: 53.3%
PITT	FG: 42.3%	3FG: 47.1%	FT: 77.8%
UNC	Rebounds: 5-22-27	A/TO: 15/6	
PITT	Rebounds: 6-27-33	A/TO: 13/9	

- It was the first time UNC won multiple games in a season by a point since 2007-08. Carolina also beat Notre Dame, 74-73, on January 4.

- It was Carolina's 10th one-possession game of the season, the most in any season in the three-point era (beginning in 1986-87).

- UNC improved to 6-4 in one-possession games, its second-most one-possession wins in that period (Carolina won eight in 2010-11).

- The game was within five points at the 5:00 mark in the second half for the 12th time in 24 games.

- Two games ago at Pitt, the Tar Heels committed 14 turnovers that led to 22 Pitt points. Today, the Tar Heels committed only six turnovers that led to six Pitt points.

- UNC led at halftime for the ninth time in the last 10 games (6-3 in those games). The Tar Heels improved to 12-3 when leading at the half.

- UNC shot 46.7% from three (made 7 of 15), the fourth time UNC shot at least 40% from three. It was the first time the Tar Heels shot better than 40% since shooting 50% against SMU on January 7.

- Lubin made a season-high eight field goals and

scored a season-high 17 points (previous highs were five FGs and 13 points vs. Stanford).

- Davis (18 points) led the Tar Heels in scoring for the 11th time this season and 55th time in his career.

- Davis became the seventh ACC player to score 2,500 points (has 2,505).

- Davis made three 3FGs, the ninth time this season and fourth time in the last six games he made at least three.

- Davis passed NC State's Rodney Monroe for ninth in three-pointers in ACC history. Davis has 325 (Monroe made 322).

- Powell (10 points) scored in double figures for the sixth time this season and second straight game.

- Powell made multiple three-pointers for the fifth time this season and first time since making four against SMU on January 7. UNC improved to 4-1 when Powell makes multiple threes.

- Cadeau had a game-high seven assists. He made both of his field goals less than a minute apart to tie the game at 58 and 60.

- Trimble made multiple three-pointers for the first time since making three against Auburn on November 26. It was the fourth time this season and sixth time in Trimble's career he made multiple threes. UNC improved to 3-1 this season and 4-2 overall when Trimble makes multiple threes.

- The game featured 11 ties and 13 lead changes (third most all season behind 17 lead changes in the win over Notre Dame and 13 in the loss to Stanford).

- It was the first time in four games the Tar Heels defeated the Panthers in the Smith Center. Pitt's three consecutive victories (in 2020, 2022 and 2023) equaled the second-longest streak by an opponent in the Smith Center.

- On January 28 at Pitt, Cadeau scored with 3:21 to play to give Carolina a 65-64 lead. The Panthers scored the game's final nine points for a 73-65 Pitt victory.

- Here, Lubin scored with 2:57 to play to give Carolina a 65-64 lead. Pitt regained the lead, 66-65, on a Jaland Lowe basket with 2:03 to play, but Davis hit the go-ahead and game-winning shot with 51 seconds to play for the final points of the game.



2024-25 GAME-BY-GAME TEAM STATS



	PTS	FG	FG%	1st	2nd	3FG	3FG%	FT	FT%	O-D-REB	PF	A	TO	B	ST	OT FG%
Carolina, W	90	32-80	.400	.391	.412	13-32	.406	13-16	.813	18-25-43	13	22	6	7	11	
Elon	76	26-61	.426	.371	.500	13-29	.448	11-14	.786	10-30-40	12	11	16	5	4	
Carolina, L	89	27-63	.429	.355	.500	7-23	.304	28-31	.903	10-30-40	21	13	11	5	2	
at Kansas	92	37-76	.487	.595	.385	6-21	.286	12-17	.706	12-27-39	21	18	4	4	3	
Carolina, W	107	36-61	.590	.538	.629	7-22	.318	28-34	.824	10-36-46	15	16	9	4	8	
American	55	19-61	.311	.519	.147	7-31	.226	10-11	.909	7-16-23	23	6	13	1	3	
Carolina, W	87	28-54	.519	.464	.577	5-15	.333	26-34	.765	5-22-27	23	16	5	3	8	
at Hawai'i	69	22-57	.386	.364	.417	8-23	.348	17-24	.708	15-25-40	20	11	13	3	1	
Carolina, W	92	28-54	.519	.409	.594	9-23	.391	27-34	.794	8-29-37	20	11	15	4	6	
vs. Dayton	90	32-74	.432	.514	.351	12-15	.800	12-15	.800	13-22-35	27	19	10	1	6	
Carolina, L	72	27-62	.435	.433	.438	6-16	.375	12-19	.632	7-29-36	16	7	10	2	3	
vs. Auburn	85	30-69	.435	.432	.438	11-30	.367	14-17	.824	11-31-42	22	15	8	7	7	
Carolina, L (ot)	91	32-64	.500	.519	.552	11-23	.478	16-21	.762	5-24-29	23	17	11	4	8	.250
vs. Michigan State	94	33-61	.541	.552	.500	4-16	.250	24-31	.774	8-29-37	19	16	12	4	7	.750
Carolina, L	79	32-78	.410	.361	.452	5-28	.179	10-16	.625	15-27-42	14	12	13	2	10	
Alabama	94	35-71	.493	.459	.529	12-33	.364	12-13	.923	8-32-40	16	18	14	5	8	
Carolina, W	68	23-59	.390	.444	.344	5-24	.208	17-21	.810	13-35-48	18	10	18	2	11	
Georgia Tech	65	20-64	.313	.343	.276	8-27	.296	17-24	.708	11-26-37	20	8	14	4	5	
Carolina, W	93	36-67	.537	.500	.576	10-31	.323	11-23	.478	12-35-47	16	22	11	6	8	
La Salle	67	26-73	.356	.323	.381	10-29	.345	5-11	.455	14-22-36	16	15	12	0	7	
Carolina, L	84	33-72	.458	.297	.629	5-28	.179	13-19	.684	13-23-36	23	10	10	2	11	
vs. Florida	90	30-65	.462	.529	.387	11-32	.344	19-27	.704	16-30-46	20	14	17	3	7	
Carolina, W	76	22-47	.468	.375	.565	8-23	.348	24-35	.686	9-25-34	22	11	18	4	4	
vs. UCLA	74	26-53	.491	.533	.435	9-18	.500	13-22	.591	7-21-28	25	17	15	1	10	
Carolina, W	97	36-63	.571	.516	.625	10-28	.357	15-20	.750	8-29-37	18	20	7	3	3	
Campbell	81	28-63	.444	.314	.607	10-25	.400	15-20	.750	9-16-25	18	15	7	2	2	
Carolina, L	70	24-60	.400	.324	.500	4-16	.250	18-23	.783	7-30-37	29	11	11	3	4	
at Louisville	83	26-58	.448	.400	.500	6-26	.231	25-39	.641	10-33-43	20	14	7	4	4	
Carolina, W	74	27-51	.529	.481	.583	6-21	.286	14-18	.778	5-25-30	19	14	13	8	4	
at Notre Dame	73	25-57	.439	.406	.480	7-23	.304	16-21	.762	12-20-32	15	7	13	0	10	
Carolina, W	82	27-57	.474	.419	.538	11-22	.500	17-24	.708	7-32-39	18	17	14	7	8	
SMU	67	23-69	.333	.250	.405	4-18	.222	17-21	.810	15-26-41	16	7	11	4	11	
Carolina, W	63	26-60	.433	.387	.483	7-19	.368	4-8	.500	13-27-40	10	17	12	5	5	
at NC State	61	24-65	.369	.225	.600	3-19	.158	10-12	.833	16-22-38	10	7	9	6	8	
Carolina, W	79	31-65	.477	.567	.400	5-14	.357	12-13	.923	11-34-45	10	9	10	4	7	
Cal	53	24-69	.348	.382	.314	3-25	.120	2-5	.400	11-22-33	9	12	13	3	7	
Carolina, L	71	23-54	.426	.448	.400	5-18	.278	20-24	.833	5-26-31	15	14	5	2	3	
Stanford	72	26-60	.433	.448	.419	7-22	.318	13-14	.929	7-25-32	17	15	8	7	3	
Carolina, L	66	26-65	.400	.355	.441	8-32	.250	6-10	.600	8-25-33	23	18	12	3	8	
at Wake Forest	67	22-55	.400	.296	.500	2-15	.133	21-27	.778	10-31-41	17	7	14	7	4	
Carolina, W (ot)	102	35-63	.556	.581	.464	6-16	.375	26-33	.788	12-24-36	13	16	8	2	4	1.000
Boston College	96	36-66	.545	.552	.567	14-24	.583	10-14	.714	6-17-23	22	20	9	6	6	.429
Carolina, L	65	26-59	.441	.567	.310	7-24	.292	6-9	.667	10-28-38	19	15	14	2	3	
at Pitt	73	24-55	.436	.516	.333	9-26	.346	16-20	.800	6-22-28	11	12	6	9	8	
Carolina, L	70	26-55	.473	.296	.643	7-19	.368	11-14	.786	12-19-31	15	11	14	6	4	
at Duke	87	28-53	.528	.556	.500	10-20	.500	21-25	.840	7-19-26	13	20	8	3	10	
Carolina, W	67	26-54	.481	.483	.480	7-15	.467	8-15	.533	5-22-27	16	15	6	4	4	
Pitt	66	22-52	.423	.458	.393	8-17	.471	14-18	.778	6-27-33	17	13	9	4	5	
Carolina																
at Clemson																
Carolina																
at Syracuse																
Carolina																
NC State																
Carolina																
Virginia																
Carolina																
at Florida State																
Carolina																
Miami																
Carolina																
at Virginia Tech																
Carolina																
Duke																



2024-25 SINGLE-GAME HIGHS/LOWS



CAROLINA	High	Low
Field Goals	36 vs. American, La Salle, Campbell	22 vs. UCLA
Field Goal Attempts	80 vs. Elon	47 vs. UCLA
FG Percentage	.590 vs. American (36x61)	.390 vs. Georgia Tech (23x59)
FG Percentage in First Half	.581 vs. Boston College (18x31)	.296 at Duke (8x27)
FG Percentage in Second Half	.643 at Duke (18x28)	.344 vs. Georgia Tech (11x32)
FG Percentage in Overtime	1.000 vs. Boston College (4x4)	.250 vs. Michigan State (2x8)
3-Point Field Goals	13 vs. Elon	4 at Louisville
3-Point Attempts	32 vs. Elon, at Wake Forest	14 vs. Cal
3-Point Percentage (min. 10 att.)	.500 vs. SMU (11x22)	.179 vs. Alabama (5x28), Florida (5x28)
Free Throws Made	28 at Kansas, vs. American	4 at NC State
Free Throw Attempts	35 vs. UCLA	8 at NC State
FT Pct. (min. 10 att.)	.923 vs. Cal (12x13)	.478 vs. La Salle (11x23)
Offensive Rebounds	18 vs. Elon	5 five times (latest vs. Pitt (H))
Defensive Rebounds	36 vs. American	19 at Duke
Total Rebounds	48 vs. Georgia Tech	27 at Hawai'i, vs. Pitt (H)
Rebound Margin	+23 vs. American (46-23)	-13 at Hawai'i (27-40)
Assists	22 vs. Elon, La Salle	7 vs. Auburn
Turnovers	18 vs. Georgia Tech, UCLA	5 at Hawai'i, vs. Stanford
Blocked Shots	8 at Notre Dame	2 seven times (latest at Pitt)
Steals	11 vs. Elon, Georgia Tech, Florida	2 at Kansas
Points	107 vs. American	63 at NC State
Points in a First Half	51 vs. Elon	25 at Duke
Points in a Second Half	64 vs. American	21 at Pitt
Points in Overtime	13 vs. Boston College	9 vs. Michigan State
Scoring Margin	+52 vs. American (107-55)	-17 at Duke (70-87)
OPPONENTS	High	Low
Field Goals	37 at Kansas	19 by American
Field Goal Attempts	76 at Kansas	52 by Pitt (H)
FG Percentage	.545 by Boston College (36x66)	.311 by American (19x61)
FG Percentage in First Half	.595 at Kansas (22x37)	.225 at NC State (9x40)
FG Percentage in Second Half	.607 by Campbell (17x28)	.147 by American (5x34)
FG Percentage in Overtime	.429 by Boston College (3x7)	.750 by Michigan State (3x4)
3-Point Field Goals	14 by Dayton, Boston College	2 at Wake Forest
3-Point Attempts	33 by Alabama	15 at Wake Forest
3-Point Percentage (min. 10 attempts)	.583 by Boston College (14x24)	.120 by Cal (3x25)
Free Throws Made	25 at Louisville	2 by Cal
Free Throw Attempts	39 at Louisville	5 by Cal
FT Pct. (min. 10 att.)	.929 by Stanford (13x14)	.455 by La Salle (5x11)
Offensive Rebounds	16 by Florida, at NC State	6 by Boston College, at Pitt, by Pitt (H)
Defensive Rebounds	33 at Louisville	16 by American, Campbell
Total Rebounds	46 by Florida	23 by American, Boston College
Assists	20 by Boston College, at Duke	6 by American
Turnovers	17 by Florida	4 at Kansas
Blocked Shots	9 at Pitt	0 by La Salle, at Notre Dame
Steals	11 by SMU	1 at Hawai'i
Points	94 by Michigan State, Alabama	53 by Cal
Points in a First Half	53 at Kansas	20 at NC State
Points in a Second Half	52 by Campbell	21 by American
Points in Overtime	7 by Boston College	12 by Michigan State
INDIVIDUAL BESTS	CAROLINA	OPPONENTS
Points	30 by RJ Davis vs. Dayton	32 by Colby Duggan, Campbell
Field Goals	11 by Ian Jackson at Notre Dame	11 by Colby Duggan, Campbell
Field Goal Attempts	24 by RJ Davis vs. Alabama	24 by Maxime Raynaud, Stanford
Field Goal Percentage (min. 10 att.)	.714 by Seth Trimble vs. Dayton (10x14)	.800 by Will Richard, Florida (8x10)
3-Point Field Goals	5 by Cade Tyson vs. La Salle 5 by RJ Davis vs. Campbell 5 by Ian Jackson at NC State	5 by Nick Dorn, Elon; Aden Holloway, Alabama; Lance Terry, Georgia Tech; Tyler Bilodeau, UCLA; Colby Duggan, Campbell; Donald Hand Jr., Boston College
3-Field Goal Attempts	11 by RJ Davis vs. Elon, Alabama, Florida	13 by Lance Terry, Georgia Tech
3-Point Field Goal Pct (min. 5 made)	.625 by Ian Jackson at NC State (5x8)	.833 by Tyler Bilodeau, UCLA (5x6)
Free Throws Made	10 by RJ Davis vs. Dayton	16 by Chucky Hepburn at Louisville
Free Throw Attempts	11 by RJ Davis at Kansas, vs. Dayton 11 by Ian Jackson at Louisville	20 by Chucky Hepburn at Louisville
Free Throw Percentage (min. 5 made)	1.000 by Seth Trimble at Kansas (8x8) 1.000 by RJ Davis vs. Boston College (8x8)	1.000 by Tre Holloman, Michigan State (6x6) 1.000 by Maxime Raynaud, Stanford (6x6) 1.000 by Jaylen Blakes, Stanford (6x6) 1.000 by Efton Reid at Wake Forest (6x6) 1.000 by Ishmael Leggett at Pitt (6x6)
Offensive Rebounds	6 by Jalen Washington at NC State	7 by Ben Middlebrooks at NC State
Defensive Rebounds	10 by Drake Powell vs. American	13 by Johni Broome, Auburn
Total Rebounds	12 by Jalen Washington at NC State 12 by Seth Trimble vs. Boston College, at Pitt	19 by Johni Broome, Auburn
Assists	13 by Elliot Cadeau at Wake Forest	7 by Tre Holloman, Michigan State; Mark Sears, Alabama Chucky Hepburn at Louisville; Jaylen Blakes, Stanford Jaland Lowe at Pitt; Cooper Flagg at Duke
Turnovers	7 by Elliot Cadeau vs. Georgia Tech	5 by Sam Sherry, Elon 5 by Aden Holloway, Alabama 5 by Naithan George, Georgia Tech 5 by Ty-Laur Johnson at Wake Forest
Blocked Shots	5 by Jalen Washington at Notre Dame	5 by Zack Austin at Pitt
Steals	4 by Elliot Cadeau vs. American 4 by Seth Trimble vs. Michigan State, Georgia Tech 4 by RJ Davis vs. Alabama, Florida	3 by eight players
Minutes Played in 40-Minute Game	39:02 by RJ Davis at Pitt	40:00 by Cameron Hildreth at Wake Forest
Minutes Played in an Overtime Game	42:44 by Seth Trimble vs. Boston College	42:45 by Donald Hand Jr., Boston College



HUBERT DAVIS ERA HIGHS & LOWS



CAROLINA	High	Low
Field Goals	41 vs. Charleston Southern (12/29/23)	16 vs. Boston College (H) (1/26/22), at Virginia (2/24/24)
Field Goal Attempts	91 vs. Alabama (11/27/22, 4 OT)	47 vs. UCLA (12/21/24)
FG Percentage	.603 vs. Charleston (35x58) (11/11/22)	.291 vs. Boston College (H) (16x55) (1/26/22)
FG Percentage in First Half	.742 vs. Florida State (23x31) (2/12/22)	.185 at Notre Dame (5x27) (2/22/23)
FG Percentage in Second Half	.714 vs. Charleston (20x28) (11/11/22)	.250 vs. Alabama (10x40) (3/28/24)
3-Point Field Goals	15 vs. NC State (1/29/22), vs. The Citadel (12/13/22) vs. Clemson (2/11/23)	1 vs. Kentucky (12/18/21)
3-Point Attempts	36 vs. Syracuse (UNC record) (2/28/22)	10 vs. UNCW (11/7/22)
3-Point Percentage (min. 10 att.)	.588 at Georgia Tech (10x17) (12/5/21)	.077 vs. Kentucky (1x13) (12/18/21)
Free Throws Made	36 vs. NC State (1/21/23)	2 vs. Michigan (12/1/21), at Duke (2/4/23)
Free Throw Attempts	39 vs. NC State (1/21/23)	3 vs. Michigan (12/1/21), at Duke (2/4/23)
FT Pct. (min. 10 att.)	.923 vs. NC State (36x39) (1/21/23) .923 vs. Cal (12x13) (1/15/25)	.478 vs. La Salle (11x23) (12/14/24)
Offensive Rebounds	24 vs. Kansas (4/4/22)	3 vs. Virginia (H) (2x25/23)
Defensive Rebounds	42 at Charleston (11/16/21)	18 vs. Duke (H) (2/5/22), Pitt (2/16/22), at Syracuse (2/13/24)
Total Rebounds	55 vs. Kansas (4/4/22)	24 vs. Duke (H) (2/5/22)
Rebound Margin	+26 (48-22) vs. Florida State (ACC)	-18 vs. Kentucky (26-44) (12/18/21)
Assists	29 vs. Marquette (3/17/22)	4 vs. UNCW (11/7/22)
Turnovers	21 vs. Baylor (3/19/22)	5 five times, latest 1/18/25 vs. Stanford
Blocked Shots	10 vs. Alabama (11/27/22, 4 OT), at Virginia (2/24/24)	0 vs. Arkansas (11/24/23), at Georgia Tech (1/30/24)
Steals	13 vs. Syracuse (1/13/24)	1 four times, latest vs. Virginia (H) (2/25/23)
Points	107 vs. American (11/15/24)	54 at Virginia (2/24/24)
Points in a First Half	62 vs. Florida State (2/12/22)	19 at Notre Dame (2/22/23)
Points in a Second Half	64 vs. American (11/15/24)	25 vs. Boston College (1/26/22), at Duke (2/4/23)
Points in Overtime	24 vs. Alabama (11/27/22, 4 OT, 4-8-7-5)	9 vs. Michigan State (11/27/24)
Scoring Margin	+52 vs. American (107-55)	-29 vs. Kentucky (69-98) (12/18/21)
OPPONENTS	High	Low
Field Goals	39 by Kentucky (12/18/21)	16 at Virginia (2/24/24)
Field Goal Attempts	90 by Alabama (11/27/22, 4 OT)	47 by Pittsburgh (2/16/22)
FG Percentage	.625 at Syracuse (2/13/24)	.265 by UNC Asheville (18x68) (11/23/21)
FG Percentage in First Half	.630 at Syracuse (2/13/24)	.167 at Boston College (6x36) (1/2/22)
FG Percentage in Second Half	.667 by Kentucky (24x36) (12/18/21)	.167 at Virginia (5x30) (2/24/24)
3-Point Field Goals	16 by Alabama (11/27/22, 4 OT)	.147 by American (5x34) (11/15/24)
3-Point Attempts	38 by Alabama (11/27/22, 4 OT)	0 by Boston College (1/17/23)
3-Point Percentage (min. 10 attempts)	.588 by Pittsburgh (10x17) (2/16/22)	6 by Boston College (1/17/23)
Free Throws Made	33 at Wake Forest (2/7/23)	.056 at Clemson (1x18) (1/6/24)
Free Throw Attempts	42 at Wake Forest (2/7/23)	1 by The Citadel (12/13/22)
FT Pct. (min. 10 att.)	1.000 by NC State (12x12) (1/21/23)	3 by Furman (12/14/21), at Syracuse (1/24/23)
Offensive Rebounds	21 by Alabama (11/27/22, 4 OT)	.455 at Florida State (5x11) (1/27/24)
Defensive Rebounds	37 by Alabama (11/27/22, 4 OT)	1 by Georgia Tech (12/10/22)
Total Rebounds	58 by Alabama (11/27/22, 4 OT)	14 by UNC Asheville (11/23/21)
Assists	28 by Tennessee (11/21/21)	21 at Georgia Tech (12/5/21)
Turnovers	22 by Alabama (11/27/22, 4 OT)	3 by UNCW (11/7/22), Wake Forest (1/22/24)
Blocked Shots	11 at Duke (2/4/23)	2 at NC State (2/19/23)
Steals	12 at Charleston (11/16/21)	0 four times
Points	103 by Alabama (11/27/22, 4 OT)	1 by Charleston Southern (12/29/23), at Hawai'i (11/22/24)
Points in a First Half	53 at Kansas (11/8/24)	43 by Virginia (ACC) (3/10/22)
Points in a Second Half	58 by Kentucky (12/18/21)	13 by Virginia (ACC) (3/10/22)
Points in Overtime	26 by Alabama (11/27/22, 4 OT, 4-8-7-7)	16 by Boston College (H) (1/26/22)
		5 by Ohio State (12/17/22)
INDIVIDUAL BESTS	NORTH CAROLINA	OPPONENTS
Points	42 by RJ Davis vs. Miami (2/26/24)	37 by Dalton Knecht, Tennessee (11/29/23)
Field Goals	14 by RJ Davis vs. Wake Forest (1/22/24), vs. Miami (2/26/24)	14 by Cole Swider, Syracuse (2/28/22)
Field Goal Attempts	36 by Caleb Love vs. Alabama (11/27/22, 4 OT)	14 by Jamarius Burton at Pittsburgh (12/30/22)
Field Goal Percentage (min. 10 att.)	.909 by Armando Bacot vs. Brown (10x11) (11/12/21) .909 by Bacot at Duke (10x11) (3/5/22)	26 by Paolo Banchemo at Duke (3/5/22)
3-Point Field Goals	7 by RJ Davis vs. Miami (2/26/24)	26 by Jahvon Quinerly, Alabama (11/27/22, 4 OT)
3-Field Goal Attempts	13 by Caleb Love vs. Marquette (3/17/22), UCLA (3/25/22), Ohio State (12/17/22); by RJ Davis vs. NC State (3/16/24)	.824 by Jamarius Burton at Pittsburgh (12/30/22) (14x17)
3-Point Field Goal Pct (min. 5 made)	.750 by Caleb Love vs. Florida State (6x8) (2/12/22) .750 by Cormac Ryan at Duke (6x8) (3/9/24)	7 by Cole Swider, Syracuse (2/28/22)
Free Throws Made	14 by RJ Davis vs. NC State (1/21/23)	7 by Caleb Grill, Iowa State (11/25/22)
Free Throw Attempts	15 by Armando Bacot vs. Baylor (3/19/22) 15 by Bacot vs. Pittsburgh (H) (2/1/23)	7 by Mark Sears, Alabama (11/27/22, 4 OT)
Free Throw Percentage (min. 5 made)	1.000 by RJ Davis vs. NC State (14x14) (1/21/23)	23 by Tyree Appleby at Wake Forest (2/7/23)
Offensive Rebounds	9 by Armando Bacot vs. Virginia (1/8/22), Syracuse (2/28/22)	28 by Tyree Appleby at Wake Forest (2/7/23)
Defensive Rebounds	16 by Armando Bacot at Louisville (2/1/22)	1.000 by El Ellis at Louisville (9x9) (1/14/23)
Total Rebounds	23 by Armando Bacot vs. James Madison (11/20/22)	8 by Charles Bediako, Alabama, 4 OT
Assists	12 by RJ Davis vs. Marquette (3/17/22) 12 by Elliot Cadeau vs. Campbell (12/29/24)	14 by T.J. Bickerstaff, Boston College (H) (1/26/22)
Turnovers	7 by Caleb Love vs. Louisville (H) (2/21/22)	19 by Johni Broome, Auburn (11/26/24)
Blocked Shots	6 by Bacot at Charleston (11/16/21), vs. NC State (H) (1/29/22) vs. Florida State (12/2/23)	11 by Tyree Appleby at Wake Forest (2/7/23)
Steals	5 by Caleb Love at Louisville (1/14/23); RJ Davis vs. Charleston Southern (12/29/23) and Syracuse (1/13/24); Harrison Ingram vs. Miami (2/26/24)	7 by Femi Odukale, Pittsburgh (2/16/22)
Minutes Played	57:24 by Caleb Love vs. Alabama (11/27/22, 4 OT)	8 by Dereck Lively II at Duke (2/4/23)
		5 by Reece Beekman at Virginia (1/10/23)
		5 by Beekman, Virginia (ACC) (3/9/23)
		5 by Ian Schieffelin at Clemson (1/6/24)
		55:03 by Mark Sears, Alabama (11/27/22, 4 OT)



MISCELLANEOUS STATS



Games as UNC's Leading Scorer

	Season/Career
RJ Davis	11/56
Ian Jackson	7/7
Seth Trimble	3/3
Drake Powell	2/2
Elliot Cadeau	1/1
Cade Tyson	1/1
Jalen Washington	1/1

Games as UNC's Leading Rebounder

	Season/Career
Ven-Allen Lubin	6/6
Jalen Washington	5/6
Seth Trimble	5/5
RJ Davis	1/5
Jae'Lyn Withers	3/4
Elliot Cadeau	2/2
Ian Jackson	2/2
Drake Powell	2/2

Games as UNC's Leader in Assists

	Season/Career
RJ Davis	9/65
Elliot Cadeau	20/39
Seth Trimble	1/3
Jae'Lyn Withers	0/1
Jalen Washington	0/1

Double-Figure Scoring Games

	Season/Career
RJ Davis	22/128
Cade Tyson	2/52 (50 times at Belmont)
Jae'Lyn Withers	3/37 (30 times at Louisville)
Ven-Allen Lubin	5/31 (26 times at Notre Dame/Vanderbilt)
Seth Trimble	16/23
Elliot Cadeau	15/22
Ian Jackson	14/14
Jalen Washington	4/9
Drake Powell	6/6

40-Point Games

	Season/Career
RJ Davis	0/1

30-Point Games

	Season/Career
RJ Davis	1/6

20-Point Games

	Season/Career
RJ Davis	7/42
Cade Tyson	1/12 (11 times at Belmont)
Ian Jackson	7/7
Ty Claude	0/5
Ven-Allen Lubin	0/3 (3 times at Vanderbilt)
Jae'Lyn Withers	0/2 (2 times at Louisville)
Seth Trimble	1/1

10-Rebound Games

	Season/Career
Ty Claude	0/19
Jae'Lyn Withers	1/11 (8 times at Louisville)
Ven-Allen Lubin	0/6 (6 times at Notre Dame/Vanderbilt)
RJ Davis	0/4
Seth Trimble	3/3
Jalen Washington	1/1
Cade Tyson	0/1 (1 at Belmont)

10-Assist Games

	Season/Career
Elliot Cadeau	3/4
RJ Davis	0/2

Double-Doubles (points and rebounds except noted)

	Season/Career
Ty Claude	0/15
Jae'Lyn Withers	1/8 (5 times at Louisville)
Ven-Allen Lubin	0/6 (6 times at Notre Dame/Vanderbilt)
RJ Davis	0/5 (4 points/rebounds, 1 points/assists)
Seth Trimble	3/3
Elliot Cadeau	2/2 (points and assists)
Jalen Washington	1/1
Cade Tyson	0/1 (1 at Belmont)

CAROLINA'S...

Largest Win: 52 vs. American (107-55)
Largest Loss: 17 at Duke (70-87)
Largest Lead in a Win: 52 vs. American (107-55)
Largest Lead in a Loss: 10 at Pitt (led 44-34, lost 65-73)
Largest Deficit: 32 at Duke (trailed 45-77, lost 70-87)
Largest Deficit Overcome to Win: 21 vs. Dayton (trailed 35-56, won 92-90)
Largest Halftime Lead: 17 vs. La Salle (42-25)
Largest Halftime Deficit: 22 at Duke (trailed 25-47, lost 70-87)
Largest Halftime Deficit Overcome to Win: 18 vs. Dayton (trailed 33-51, won 92-90)
Largest Halftime Lead in a Loss: 2 at Wake Forest (led 31-29, lost 66-67) and 2 at Pitt (led 44-42, lost 65-73)

Game	Largest UNC Lead	Largest UNC Deficit	Time Led	Time Trailed	Ties	Lead Changes	Largest UNC Run	Largest Opponent Run
Elon, W, 90-76	16	2	36:28	2:16	3	8	11	14
at Kansas, L, 89-92	5	20	7:25	30:33	5	6	9	10
American, W, 107-55	52	5	32:07	4:27	4	4	15	5
at Hawai'i, W, 87-69	21	0	37:28	0:00	0	0	11	6
vs. Dayton, W, 92-90	4	21	8:04	30:37	4	10	8	11
vs. Auburn, L, 72-85	0	19	0:00	39:36	0	0	11	9
vs. Michigan State, L, 91-94 (ot)	1	14	1:08	42:36	3	5	7	8
Alabama, L, 79-94	2	18	2:01	36:32	2	1	7	9
Georgia Tech, W, 68-65	7	8	22:17	13:57	12	9	13	6
La Salle, W, 93-67	33	6	33:48	3:43	1	1	16	6
vs. Florida, L, 84-90	4	17	5:46	31:10	6	5	15	10
vs. UCLA, W, 76-74	2	16	0:50	36:33	5	2	9	9
Campbell, W, 97-81	29	2	37:31	0:51	3	4	8	6
at Louisville, L, 70-83	1	13	0:24	35:27	4	2	8	12
at Notre Dame, W, 74-73	12	4	23:37	13:36	9	17	8	12
SMU, W, 82-67	25	0	39:13	0:00	1	0	9	7
at NC State, W, 63-61	9	3	28:26	5:34	8	11	10	9
Cal, W, 79-53	27	2	38:20	0:49	1	1	15	5
Stanford, L, 71-72	7	5	24:54	10:05	12	14	6	6
at Wake Forest, L, 66-67	9	10	22:16	13:49	6	7	7	12
Boston College, W, 102-96 (ot)	9	5	22:18	14:58	16	10	8	6
at Pitt, L, 65-73	10	8	28:40	9:56	1	11	7	9
at Duke, L, 70-87	0	32	0:00	38:05	1	0	11	16
Pitt, W, 67-66	11	3	27:26	6:43	11	13	12	10
at Clemson								
at Syracuse								
NC State								
Virginia								
at Florida State								
Miami								
at Virginia Tech								
Duke								

season highs in bold; (season lows in parentheses)



PLUS/MINUS



Game	#0 Claude	#2 Brown	#3 Cadeau	#4 Davis	#5 Tyson	#7 Trimble	#9 Powell
Elon	DNP	DNP	+28 (1)	+16	+10	+19	+2
at Kansas	-6	+3	+5	-2	-1	+5	-16
American	+11	DNP inj	+38 (2)	+27	+37	+28	+27
at Hawai'i	+1	+1	+17	+19	+4	+16	-6
vs. Dayton	Even	-1	-10	+9	-1	+11 (1)	+6
vs. Auburn	DNP	DNP	-16	-14	-4	-8	+9 (1)
vs. Michigan State	+4	DNP	-10	+1	+3	-1	+1
Alabama	-2	DNP	-5	-8	-7	-19	-4 (2)
Georgia Tech	DNP inj	DNP	+8	+2	+9	+9 (2)	-7
La Salle	+7	+2	+12	+25	+19	+18	+2
vs. Florida	-6	DNP	-10	+4 (1)	+5	-6	Even
vs. UCLA	-1	DNP	+10 (3)	-7	+6	+2	-12
Campbell	+5	-8	+10	+15	+10	DNP inj	+13
at Louisville	-3	DNP	-16	-13	-6	DNP inj	+3 (3)
at Notre Dame	DNP	-3	+1	+4	-1	DNP inj	+6 (4)
SMU	DNP	+3	-1	+18 (2)	DNP	+11	+12
at NC State	DNP	DNP	+3	Even	DNP	+3	+8 (5)
Cal	DNP	+1	+19	+26 (3)	+3	+16	+13
Stanford	DNP	DNP	+2 (4)	-2	-2	-3	-3
at Wake Forest	-3	+1	+2	+1	-2	+5	-9
Boston College	+2	DNP	+4	+9	-4	+7	+13 (6)
at Pitt	-6	-2	+8 (5)	-6	DNP	-10	-13
at Duke	DNP	+1	-13	-26	+12	-13	-6 (7)
Pitt	DNP	-1	+2	+1	+2	-5	-1
Totals	+3	-3	+88	+99	+92	+85	+38

at Clemson
 at Syracuse
 NC State
 Virginia
 at Florida State
 Miami
 at Virginia Tech
 Duke

Game	#11 Jackson	#13 Washington	#14 Hawkins	#15 Holbrook	#22 Lubin	#24 Withers	#30 Mayo
Elon	-14	+7	DNP	DNP	+1	+1	DNP
at Kansas	-10	+6	DNP	DNP	-8	+9 (1)	DNP
American	DNP inj	+29	+9	+5	+12	+28	+9
at Hawai'i	-1	+12	+1	DNP	+6	+20 (2)	DNP
vs. Dayton	-5	+2	DNP	DNP	+7	-8	DNP
vs. Auburn	Even	-15	DNP	DNP	+2	-19	DNP
vs. Michigan State	-7	-8	DNP	DNP	-2	+4 (3)	DNP
Alabama	-7	-7	DNP	DNP	-6	-10	DNP
Georgia Tech	-2	+6	DNP	DNP	+3	-9	DNP
La Salle	+30 (1)	+10	-3	-2	+7	+8	-5
vs. Florida	-12	Even	DNP	DNP	Even	-5	DNP
vs. UCLA	+9	+1	DNP	DNP	-6	+8	DNP
Campbell	+17 (2)	+14	-2	-2	+6	+4	-2
at Louisville	-9	-14	DNP	DNP	+2	-9	DNP
at Notre Dame	+4	-1	DNP	DNP	+4	-4	DNP
SMU	+14	-1	DNP	DNP	+13	+6	DNP
at NC State	-4	Even	DNP	DNP	+2	-2	DNP
Cal	+16	+6	+2	+2	+19	+5	+2
Stanford	+1	Even	DNP	DNP	-1	+3	DNP
at Wake Forest	Even	-4	DNP	DNP	+5 (1)	-1	DNP
Boston College	-2	-2	DNP	DNP	+6	-3	DNP
at Pitt	-11	DNP	DNP	DNP	+1	-1	DNP
at Duke	-20	-7	DNP	DNP	-11	-2	DNP
Pitt	-3	-4	DNP	DNP	+6 (2)	+8	DNP
Totals	-16	+31	+7	+3	+68	+31	+4

at Clemson
 at Syracuse
 NC State
 Virginia
 at Florida State
 Miami
 at Virginia Tech
 Duke

plus/minus game leaders must have played at least half the game (times led UNC in plus/minus in parentheses)

Games with UNC's Best +/-

- Powell 7 (vs. Auburn, Alabama, at Louisville, at Notre Dame, at NC State, Boston College, at Duke)
- Cadeau 5 (Elon, American, vs. UCLA, Stanford, at Pitt)
- Davis 3 (vs. Florida, SMU, Cal)
- Withers 3 (at Kansas, at Hawai'i, vs. Michigan State)
- Jackson 2 (La Salle, Campbell)
- Lubin 2 (at Wake Forest, vs. Pitt)
- Trimble 2 (vs. Dayton, Georgia Tech)



SPECIALTY STATS/STARTERS



GAME	UNC Leading Scorer	UNC Leading Rebounder	UNC Leader in Assists	2nd Chance Points	Pts Off Turnovers	Fastbreak Points	Points in the Paint	Bench Points
Elon	Davis 24	Withers 10	Cadeau 8	22-8	13-9	18-7	34-22	16-27
at Kansas	Trimble 19	Withers 9	Cadeau 7	14-8	16-2	17-13	32-50	24-42
American	Cadeau, Washington 18	Powell 11	Cadeau 8	15-10	22-6	23-0	56-16	38-26
at Hawai'i	Davis 18	Washington 5	Cadeau, Davis, Trimble 4	5-14	17-5	19-1	44-26	29-41
vs. Dayton	Davis 30	Trimble 10	Cadeau, Davis 5	18-16	13-21	15-13	36-32	13-33
vs. Auburn	Trimble 17	Lubin 9	Cadeau 3	12-12	6-15	15-11	36-32	21-21
vs. Michigan State	Powell 18	Washington 7	Davis 7	3-11	14-11	14-11	30-50	41-45
Alabama	Jackson 23	Cadeau 6	Cadeau, Davis 4	15-8	17-9	18-15	50-44	39-32
Georgia Tech	Trimble 19	Lubin 8	Cadeau 4	11-15	17-15	16-5	34-22	19-9
La Salle	Tyson 23	Trimble 8	Cadeau 7	11-7	16-5	16-6	50-20	49-36
vs. Florida	Davis 29	Davis 8	Cadeau 7	14-23	24-9	16-9	48-38	24-24
vs. UCLA	Jackson 24	Powell 5	Cadeau 5	13-2	13-24	16-17	24-24	29-35
Campbell	Jackson 26	Withers 7	Cadeau 12	7-8	7-12	7-7	48-30	14-11
at Louisville	Jackson 23	Lubin 9	Cadeau 5	2-11	8-14	7-7	36-38	10-22
at Notre Dame	Jackson 27	Jackson, Washington 6	Davis 6	2-7	16-10	10-13	32-24	13-26
SMU	Davis 26	Jackson 7	Davis 4	10-10	18-14	15-7	26-26	14-23
at NC State	Jackson 21	Washington 12	Cadeau 11	6-9	12-15	16-10	34-28	8-8
Cal	Jackson 20	Lubin 8	Cadeau, Davis 3	9-16	10-4	16-2	44-38	26-17
Stanford	Davis 19	Cadeau 6	Cadeau, Davis 5	9-10	8-11	11-6	30-24	23-1
at Wake Forest	Davis 21	Lubin 7	Cadeau 13	7-13	18-11	12-0	32-26	14-2
Boston College	Davis 22	Trimble 12	Davis 5	11-7	13-12	12-2	58-42	27-19
at Pitt	Davis 16	Trimble 12	Cadeau 7	8-10	4-22	11-16	34-24	13-6
at Duke	Davis, Powell 12	Lubin 6	Cadeau 3	5-9	7-19	10-10	30-32	25-8
Pitt	Davis 18	Trimble 7	Cadeau 7	8-3	13-6	5-0	32-24	12-10
at Clemson								
at Syracuse								
NC State								
Virginia								
at Florida State								
Miami								
at Virginia Tech								
Duke								
Totals				237-247	322-281	335-188	910-732	541-524
Averages				9.9-10.3	13.4-11.7	14.0-7.8	37.9-30.5	22.5-21.8

GAME-BY-GAME STARTERS

Game	Guard	Guard	Guard	Forward	Forward	Record w/Lineup
Elon	Cadeau	Davis	Trimble	Withers	Washington	(a) 1-0
at Kansas	Cadeau	Davis	Trimble	Withers	Washington	(a) 1-1
American	Cadeau	Davis	Trimble	Withers	Washington	(a) 2-1
at Hawai'i	Cadeau	Davis	Trimble	Withers	Washington	(a) 3-1
vs. Dayton	Cadeau	Davis	Trimble	Withers	Washington	(a) 4-1
vs. Auburn	Cadeau	Davis	Trimble	Withers	Washington	(a) 4-2
vs. Michigan State	Cadeau	Davis	Trimble	Withers (7/74)	Washington	(a) 4-3
Alabama	Cadeau	Davis	Trimble	Powell	Washington	(b) 0-1
Georgia Tech	Cadeau	Davis	Trimble	Powell	Lubin	(c) 1-0
La Salle	Cadeau	Davis	Trimble	Powell	Lubin	(c) 2-0
vs. Florida	Cadeau	Davis	Trimble	Powell	Lubin	(c) 2-1
vs. UCLA	Cadeau	Davis	Trimble	Powell	Lubin	(c) 3-1
Campbell	Cadeau	Davis	Jackson	Powell	Washington	(d) 1-0
at Louisville	Cadeau	Davis	Jackson	Powell	Washington	(d) 1-1
at Notre Dame	Cadeau	Davis	Jackson	Powell	Washington	(d) 2-1
SMU	Cadeau	Davis	Jackson	Powell	Washington	(d) 3-1
at NC State	Cadeau	Davis	Jackson	Powell	Washington	(d) 4-1
Cal	Cadeau	Davis	Jackson	Powell	Washington	(d) 5-1
Stanford	Cadeau	Davis	Jackson	Powell	Washington	(d) 5-2
at Wake Forest	Cadeau	Davis	Jackson	Powell (13/13)	Washington (15/15)	(d) 5-3
Boston College	Cadeau	Davis	Jackson	Trimble	Lubin	(e) 1-0
at Pitt	Cadeau	Davis	Jackson	Trimble	Lubin	(e) 1-1
at Duke	Cadeau	Davis	Jackson	Trimble	Lubin	(e) 1-2
Pitt	Cadeau (24/55)	Davis (24/142)	Jackson (12/12)	Trimble (16/19)	Lubin (8/42)	(e) 2-2
at Clemson						
at Syracuse						
NC State						
Virginia						
at Florida State						
Miami						
at Virginia Tech						
Duke						

number of season/career starts in parentheses

- Withers started 64 games at Louisville from 2020-23

- Lubin started seven games at Notre Dame in 2022-23 and 26 games at Vanderbilt in 2023-24



LAST TIME IT HAPPENED...UNC



Won by one point: 67-66 vs. Pitt, 2/8/25
Lost by one point: 71-72 vs. Stanford, 1/18/25 and 66-67 at Wake Forest, 1/21/25
Won consecutive games by two points or less: 66-65 vs. Notre Dame, 1/2/21; 67-65 at Miami, 1/5/21
Lost by one point: 71-72 vs. Stanford, 1/18/25
Won by 15 on the road: 19- UNC 87, Hawai'i 69, 11/22/24
Won by 20 on the road: 21- UNC 80, Louisville 59, 1/14/23
Won by 30 on the road: 38- UNC 95, Wake Forest 57, 2/16/19
Won by 30 at a neutral site: ^32- UNC 95, Marquette 63, 3/17/22 in Fort Worth, Texas
Won by 40 on the road: 49- UNC 116, Elon 67, 11/9/18
Won by 40 at a neutral site: *42- UNC 101, Notre Dame 59, 3/10/16 in Greensboro
Won by 40 or 50: 52- UNC 107, American 55, 11/15/24
Won by more than 52: 68- UNC 116, UNC Asheville 48, 11/30/08
Lost consecutive games by 20 or more: 28- at Miami 85, UNC 57, 1/18/22; 22- at Wake Forest, 1/22/22
Lost by 15 or more at home: 15- Alabama 94, UNC 79, 12/4/24
Lost by 25 or more: 28- at Miami 85, UNC 57, 1/18/22
Lost by 25 at home: 25- Ohio State, UNC 49, 12/4/19
Lost by more than 25 at home: 29- Duke 87, UNC 58, 1/31/02
Lost by 30 or more: 33- Florida State 90, UNC 57, 1/14/12
Lost by 30 or more at home: 35- Duke 104, UNC 69, 2/29/64
Never trailed: 1/7/25 vs. SMU, won 82-67 (led for 39:13)
Never trailed/consecutive games: 3/5/24 vs. Notre Dame and 3/9/24 at Duke
Never led: 2/1/25 at Duke, lost 70-87 (trailed for 38:05)
Played a 1 OT game: beat Boston College, 102-96, 1/25/25
Played a 2 OT game: lost at Virginia Tech, 77-79, 1/22/20
Played a 3 OT game: lost to Wake Forest, 114-119, 12/20/03
Played a 4 OT game: lost to Alabama, 101-103, 11/27/22 in Portland, Ore.

CAROLINA SCORING

Led UNC in scoring in 8 straight games: RJ Davis, 2023-24 (Clemson-Georgia Tech)
Led UNC in scoring in 9, 10, 11, 12 or 13 straight games: 13 by Tyler Hansbrough, 2007-08 (Nicholls State-Florida State)
Led UNC in scoring in 14 straight games: Lennie Rosenbluth, 1955-56 into 1956-57
Led UNC in scoring in 15, 16 or 17 straight games: 17 by George Glamack, 1939-40 into 1940-41
Different freshmen led in consecutive games: Drake Powell (18) vs. Michigan State, 11/27/24 in Maui and Ian Jackson (23) vs. Alabama, 12/4/24
Double figures in more than 25 consecutive games: 27 by RJ Davis, 2023-24
Double figures in 26, 27 or 28 consecutive games: 28 by Armando Bacot, last 13 games in 2021-22 through first 15 games in 2022-23
Double figures in more than 28 consecutive games: 55 by Tyler Hansbrough, final game in 2006-07 through his first 15 games in 2008-09
Double figures in 60 consecutive games: 64 by Larry Miller, all 32 games in 1966-67 and 1967-68 (UNC record)
20 in 8 consecutive games: RJ Davis, 2023-24 (23 vs. Villanova, 30 vs. Arkansas, 27 vs. Tennessee, 27 vs. Florida State, 26 vs. UConn, 27 vs. Kentucky, 23 vs. Oklahoma, 20 vs. Charleston Southern)
20 in 9 consecutive games: 9 by Tyler Hansbrough, 2008-09
20 in 10, 11, 12 or 13 consecutive games: 13 by Charlie Scott, 1969-70
Three scored 20: RJ Davis (27), Armando Bacot (22), Harrison Ingram (20) vs. Tennessee, 11/29/23
Four scored 20: Armando Bacot (23), Caleb Love (22), RJ Davis (21), Brady Manek (20) at Duke, 3/5/22 (first time in UNC history)
20/1st half: 21 by RJ Davis vs. Miami, 2/26/24
20/2nd half: 20 by RJ Davis vs. Dayton, 11/25/24 in Maui
20/both halves: 21 in 1st and 21 in 2nd by RJ Davis vs. Miami, 2/26/24
20 in first 10 minutes: Kenny Williams in first 9:03 at Stanford, 11/20/17
Non-starter scored 20: 24 by Ian Jackson vs. UCLA, 12/21/24 in New York
Consecutive games w/25: *RJ Davis (25 vs. Pitt, 3/15/24, and 30 vs. NC State, 3/16/24) in Washington, D.C.
25/five straight games: RJ Davis, 2023-24 (30 vs. Arkansas, 27 vs. Tennessee, 27 vs. Florida State, 26 vs. UConn, 26 vs. Kentucky)
25/more than five straight games: 12 by Charlie Scott, 1970
25/three consecutive road games: Garrison Brooks (28 at Virginia Tech, 1/22/20; 27 at NC State, 1/27/20; 26 at Duke 3/7/20)
Two players scored 25: RJ Davis (30), Seth Trimble (27) vs. Dayton, 11/25/24 in Maui
Two scored 25 in consecutive games: Garrison Brooks (26), Cole Anthony (25) at Syracuse, 2/29/20; Anthony (28), Brooks (25) vs. Wake Forest, 3/3/20
Scored 25 or more on fewer than 10 FG attempts: 26 points by RJ Davis vs. NC State, 1/21/23 (5x8 FG, 2x4 3FG, 14x14 FT)
More than 25/half: 27 in 2nd by Armando Bacot vs. Charleston, 11/11/22
Consecutive games w/30: Antawn Jamison (35 vs. Duke, 2/5/98; 31 at Georgia Tech, 2/8/98)
30/consecutive games by different players: ^30 by RJ Davis vs. Baylor, 3/19/22 in Fort Worth Texas; ^30 by Caleb Love vs. UCLA, 3/25/22 in Philadelphia
Two players scored 30: Brice Johnson (39), Marcus Paige (30) at Florida State, 1/4/16
Players on both teams scored 30: RJ Davis (30) and Tramon Mack of Arkansas (34), 11/24/23 in the Bahamas
30 after halftime: Marcus Paige (31- 21 in 2nd, 10 in OT) at NC State, 2/26/14
30: 30 by RJ Davis vs. Dayton, 11/25/24 in Maui
More than 30: 31 by Cormac Ryan at Duke, 3/9/24
More than 31: 42 by RJ Davis vs. Miami, 2/26/24

43: Charlie Scott vs. Wake Forest, 1/17/70
More than 43: 49 by Bobby Lewis vs. Florida State, 12/16/65 (UNC record)
10 or more in OT: 11 by Marcus Paige at NC State, 2/26/14
Non-starter led UNC in scoring: Drake Powell (12) at Duke, 2/1/25
Non-starters led UNC in scoring/consecutive games: Drake Powell (18) vs. Michigan State, 11/27/24 in Maui and Ian Jackson (23) vs. Alabama, 12/4/24
Out-scored opponents/half: *Brady Manek (19-13) 1st vs. Virginia, 3/10/22 in Brooklyn
Out-scored rest of UNC/half and both halves: RJ Davis vs. Miami, 2/26/24 (21-16 in 1st and 21-17 in 2nd)
Out-scored rest of UNC/game: RJ Davis vs. Miami, 2/26/24 (Davis 42 of 75 points)
10 straight UNC points: Elliot Cadeau at Wake Forest, 1/21/25
15 straight UNC points: RJ Davis vs. Miami, 2/26/24
UNC's first 14 points: Kenny Williams at Stanford, 11/20/17
No player in double figures: at Virginia, 2/13/21
One player in double figures/win: RJ Davis (42) vs. Miami, 2/26/24
Two players in double figures/win: Ian Jackson (27) and Elliot Cadeau (10) at Notre Dame, 1/4/25
50% of UNC's points: RJ Davis 42 of 75 (56%) vs. Miami, 2/26/24
Zero bench points: vs. Duke, 3/4/23
Six in double figures: at Kansas, 11/8/24 (in a loss)
Eight in double figures: vs. Saint Francis, 1/2/11
Nine in double figures: Kevin Madden (17), Ranzino Smith (17), Warren Martin (15), Steve Bucknall (12), Joe Wolf (10), Steve Hale (10), Brad Daugherty (10), Jeff Lebo (10) & Kenny Smith (10) vs. Manhattan, 12/27/85, in Miami (UNC record)
Bench outscored the starters (not including Senior Night): 49-44 vs. La Salle, 12/14/24
100/ACC game: 102 vs. Boston College, 1/25/25 (ot)
100/road game: 116 at Elon, 11/9/18
100/ACC road game: 106 at Florida State, 1/4/16
100/consecutive ACC: 114 vs. Wake Forest, 12/20/03; 103 vs. Georgia Tech, 1/11/04
100/3 consecutive games: 107 vs. Cleveland State, 12/30/04; 105 vs. William & Mary, 1/2/05; 109 vs. Maryland, 1/8/05
100/loss (40-minute game): 100 vs. Kentucky, 12/17/16 in Las Vegas
100/loss (OT game): 101 vs. Alabama, 101-103, 11/27/22 in Portland, Ore. (4 OT)
100 vs. top 5 AP-ranked team: 103 vs. No. 4 Gonzaga, 12/15/18
100 vs. top 10 AP-ranked team: 100 vs. No. 10 Tennessee, 11/29/23
Both scored 100 (40:00 game): Kentucky 103, UNC 100, 12/17/16 in Las Vegas
Both scored 100 (OT game): Alabama 103, UNC 101, 11/27/22, Portland, Ore. (4 OT)
50/both halves: vs. Syracuse, 1/13/24 (52 and 51)
50/half in a loss: 50, 2nd half vs. Florida, 12/17/24 in Charlotte
60/half: 64, 2nd half vs. American, 11/15/24
60/half in a loss: 60, 2nd half at Wake Forest, 2/7/23
65/half: 65, 2nd half at Florida State, 1/4/16
70/half: 77, 1st half vs. VMI, 12/17/94 (UNC record)
Fewer than 50/game: 48 at Virginia, 2/13/21
Fewer than 60/game: 54 at Virginia (2/24/24)
Fewer than 60/win: 54 at Virginia (2/24/24, won 54-44)
Fewer than 20/half: 19 (1st) at Notre Dame, 2/22/23
Fewer than 20/half in a win: 19 (1st) at Notre Dame, 2/22/23
Fewer than 25/both halves: 23 & 22 vs. Michigan State, 11/26/17 in Portland, Ore.
Fewer than 30/half in a win: 26 (1st) at NC State, 1/11/25
Fewer than 30/both halves in a win: 26 and 28 at Virginia, 2/24/24
Fewer than 20 in one half, 40 in the other: 19 (1st), 44 (2nd) at Notre Dame, 2/22/23
Fewer than 20 in one half, 50 in the other: 18 (1st), 53 (2nd) vs. Butler, 11/20/12, in Maui
Fewer than 30 in one half, 60 in the other: 25 (1st), 60 (2nd) at Wake Forest, 2/7/23
More than 20 straight: 22 vs. Florida State, 12/2/23
25 straight: vs. NC State, 1/12/08
15 or more points to begin game: 18-0 vs. Florida State, 2/12/22
15 or more points to begin a half: 16-0 in 2nd half vs. Notre Dame, 3/5/24
10 or more points to end the game: *13-0 vs. Miami in Brooklyn, 3/8/18
Two 17-point runs: 17-0 in first half, 19-0 in second vs. UC Riverside, 11/17/23
Went from trailing by 10 to leading by 10 in the same half: 3/2/24 vs. NC State
Went from trailing by 10 to leading by 10 in the same game: ^3/23/24 vs. Michigan State in Charlotte
No field goals in last 5:00 in a win: none in the last 6:56 in a 100-92 win over Tennessee, 11/29/23

CAROLINA FIELD GOAL SHOOTING

Made every FG att. (min. 10): Jeff McInnis, 10x10 vs. Cincinnati, 12/3/94, in Charlotte
Missed every FG att. (min. 10): RJ Davis, 0x10 vs. Virginia, 1/8/22
Missed every FG att. (more than 10): Harrison Barnes, 0x12 vs. Minnesota, 11/19/10, in San Juan
Made 10 or more/consecutive games: Armando Bacot (11 vs. Ohio State, 12/17/22 in New York; 11 vs. Michigan, 12/21/22 in Charlotte)
Made 10 or 11: 11 by Ian Jackson at Notre Dame, 1/4/25
Made 12, 13 or 14: 14 by RJ Davis vs. Miami, 2/26/24
Made 15: Luke Maye at NC State, 2/10/18
Made 16: Antawn Jamison vs. Maryland, Feb. 14, 1998
Made 17, 18 or 19: 19 by Charlie Scott vs. Wake Forest, Jan. 17, 1970
Made 20 or 21: 21 by Billy Cunningham vs. Tulane, Dec. 10, 1964 (UNC record)
Made 15 or more consecutive field goal attempts: 16 by Brice Johnson - 11 vs. UCLA, 12/19/15 in Brooklyn; 5 vs. Appalachian State, 12/21/15 (tied UNC record)
Attempted 20 or more: 24 by RJ Davis vs. Alabama, 12/4/24

Attempted 25 or more: *26 by RJ Davis vs. NC State, 3/16/24 in Washington, D.C.
Attempted 30 or more: 36 by Caleb Love vs. Alabama, 11/27/22 in Portland, Ore. (4 OT)
Two players attempted 20 or more: 36 by Caleb Love and 24 by RJ Davis, 11/27/22 in Portland, Ore. (4 OT)
Two players combined for 60 attempts: 36 by Caleb Love and 24 by RJ Davis, 11/27/22 in Portland, Ore. (4 OT)

Made 40: 41 vs. Charleston Southern, 12/29/23
Made fewer than 20: 16 at Virginia, 2/24/24
Attempted 90: 91 vs. Alabama, 101-103, 11/27/22 in Portland, Ore. (4 OT)
50 percent/game or better and lost: 50.0 (32x64) vs. Michigan State, 11/27/24 in Maui
50 percent/both halves and lost: 51.9 (14x27) and 55.2 (16x29) vs. Michigan State, 11/27/24 in Maui
60 percent/half: 64.3 (18x28) 2nd half at Duke, 2/1/25
60 percent/half and lost: 64.3 (18x28) 2nd half at Duke, 2/1/25 (lost 70-87)
60 percent/both halves: 67.9 (19x28), 63.3 (19x30) vs. Tulane, 12/3/17
60 percent/game: 60.3 (35x58) vs. Charleston, 11/11/22
60 percent/game and lost: 64.2 at Duke, 3/2/86 (lost 74-82)
60 percent/consecutive games: ^60.6 (43x71) vs. Mount St. Mary's, 3/21/08, and 67.7 (44x65) vs. Arkansas, 3/23/08, both in Raleigh
70 percent/half: 71.4 (20x28), 2nd half vs. Charleston, 11/11/22
70 percent/both halves: ^78.1 (25x32) & 80.0 (24x30) vs. Loyola Marymount, 3/19/88 in Salt Lake City, Utah
70 percent/game: 70.9 (39x55) vs. ODU, 11/23/07 in Las Vegas
75 percent/half: 78.1 (25x32) 2nd half at NC State, 2/10/18
80 percent/half: 85.7 (24x28), 2nd half vs. Old Dominion, 12/1/92 (UNC record)
Under 20 percent/half: 18.5 (5x27) 1st half at Notre Dame, 2/22/23
Under 20 percent/half in a win: 18.5 (5x27) 1st half at Notre Dame, 2/22/23
Under 25 percent/game: 24.6 (15x61) vs. Michigan State, 11/26/17 in Portland, Ore.
Shot 25 percent/half: ^25.0 (10x40) 2nd half vs. Alabama, 3/28/24 in Los Angeles
Under 30 percent/half in a win: 26.1% (6x23) at Virginia, 2/24/24
Under 30 percent/both halves: 28.6 (10x35) & 25.9 (7x27) vs. Ohio State, 12/4/19
Under 30 percent/game: 29.1 (16x55) vs. Boston College, 1/26/22
Under 30 percent/game and won: 29.1 (16x55) vs. Boston College, 1/26/22
Under 35 percent/game and won consecutive games: 34.8 (24x69) vs. Notre Dame, 1/2/21; 34.4 (21x61) at Miami, 1/5/21
Under 40 percent/both halves and won: 37.0 (10x27) & 26.1 (6x23) at Virginia, 2/24/24
Under 40 percent/game and won: 39.0 (23x59) vs. Georgia Tech, 12/7/24
Made nine or more to begin a half: 9 in 2nd half at Portland, 11/23/17
Missed 11 consecutive: ^*11 vs. Alabama, 3/28/24 in Los Angeles
Missed 12 consecutive: *12 vs. NC State, 3/16/24 in Washington, D.C.
Missed 15 or more consecutive: 17 at Florida State, 2/3/20
Missed 10 or more to begin a half: ^11 in 2nd half vs. Alabama, 3/28/24 in L.A.
Missed 15 to begin a half: vs. Georgia Tech, 1/4/20 (first field goal by Garrison Brooks with 6:50 to play in 1st half)
50% in the first half and 25% in the second: ^52.6 in 1st and 25.0 in 2nd vs. Alabama, 3/28/24 in Los Angeles
Under 30% in the first half and over 60% in the second: 29.6% (8x27) in 1st and 64.3% (18x28) in 2nd at Duke, 2/1/25
Both teams made fewer than 20 field goals: 16 by UNC, 16 by Virginia, 2/24/24
Both teams shot under 40 percent/game: UNC (39.0, 23x59) and Georgia Tech (31.3, 20x64), 12/7/24
Both teams shot 60 percent in the second half: UNC (62.5, 20x32) and Campbell (60.7, 17x28), 12/29/24

CAROLINA THREE-POINTERS

100 percent (min. 5 att.): Joel Berry II (5x5) vs. Duke, 3/4/17
Made 6 consecutive attempts: Cameron Johnson at Wake Forest, 2/16/19
Made 5/half: Cormac Ryan (1st half) at Virginia, 2/24/24
Made 6/half: ^Caleb Love (1st half) vs. Marquette, 3/17/22 in Fort Worth, Texas
Made 7/half: Wayne Ellington (2nd half) vs. Miami, 1/17/09 (UNC record)
Two players made 6/game: Cameron Johnson and Coby White at Clemson, 3/2/19
Made 5/game: Ian Jackson at NC State, 1/11/25
Made 6/game: Cormac Ryan at Duke, 3/9/24
Made 7/game: RJ Davis vs. Miami, 2/26/24
Made 8/game: Rashad McCants vs. Clemson, 3/2/04 (tied UNC record)
5 or more/consecutive games: RJ Davis-5 vs. Clemson, 2/6/24, and at Miami, 2/10/24
6 or more/consecutive games: Coby White-6 vs. Syracuse, 2/26/19; 6 at Clemson, 3/2/19
Four players made 3 or more: Leaky Black (3), RJ Davis (3), Caleb Love (3), Pete Nance (3) at Florida State, 2/27/23 (only time in UNC history)
Missed every attempt (5 or more): Seth Trimble (0x5) at Pitt, 1/28/25
Missed every attempt (more than 5): ^ RJ Davis (0x9) vs. Alabama, 3/28/24 in Los Angeles
Made 3FGs/30 or more consecutive games: 41 by RJ Davis, 2022-23 through 2023-24
Multiple 3FGs/20 or more consecutive games: 23 by RJ Davis, Northern Iowa through Virginia Tech, 2023-24 (UNC record)
Eight players made a 3FG: at Wake Forest, 2/16/19
Made 10 in a half: ^1st half vs. Alabama, 3/28/24 in Los Angeles
Made 11 in a half: at Florida State, 1st half, 2/27/23 (tied UNC record)
Made 10 or 11: 11 vs. SMU, 1/7/25
Made 12 or 13: 13 vs. Elon, 11/4/24
Made 14: at Florida State, 2/27/23
Made 15: vs. Clemson, 2/11/23
Made 16: at Wake Forest, 2/16/19
Made 17: vs. Florida State, 1/25/95 (UNC record)
Made 10/3 consecutive games: ^10 vs. Michigan State, 3/23/24 in Charlotte; 12 vs. Alabama, 3/28/24 in Los Angeles; 13 vs. Elon, 11/4/24

Missed its first 10 or more attempts: 11 vs. Florida, 12/17/24 in Charlotte
Missed 10 or more consecutive attempts: 11 at Wake Forest, 1/21/25
Missed 15 or more consecutive attempts: 16 vs. Alabama, 12/4/24
Attempted 30 or more: 32 at Wake Forest, 1/21/25
Attempted 30 or more/consecutive games: ^32 vs. Alabama, 3/28/24 in Los Angeles; 32 vs. Elon, 11/4/24
Attempted 35 or more: ^35 vs. Marquette, 3/17/22 in Fort Worth, Texas
Did not make a three-pointer: 0 vs. Princeton, 12/13/97 (975 consecutive games with at least one three-pointer through Pitt)
No starter made a 3FG: vs. Kentucky, 12/18/21 in Las Vegas (Brady Manek made one)
70 percent (min. 20 att.): 72.7 (16x22) vs. Western Carolina, 12/6/17
60 percent and lost: ^64.7 (11x17) vs. Villanova, 4/4/16 in Houston
50 percent (min. 20 att.): 50.0 (11x22) vs. SMU, 1/7/25
Under 10 percent: 8.7 (2x23) at Notre Dame, 2/22/23
Made more 3FGs than 2FGs: at Florida State, 2/27/23 (made 14 3FG and nine 2FG)
Attempted more 3FGs than 2FGs: at Miami, 2/10/24 (28 2FGA, 31 3FGA)
Scored more points from 3FGs than 2FGs and FTs: at Florida State, 2/27/23 (42 points on 3FG, 18 points on 2FG and 17 FT)
Made less than five and won: 2 at Notre Dame, 2/22/23
Made 10 or more and lost: 11 vs. Michigan State, 11/27/24 in Maui
Made 12 or more and lost: ^12 vs. Alabama, 3/28/24 in Los Angeles

CAROLINA FREE THROWS

Made 10 or more: 10 by RJ Davis vs. Dayton, 11/25/24 in Maui (11 attempts)
Made 15 or more: 17 by Garrison Brooks vs. Georgia Tech, 1/4/20 (18 attempts)
Made 20 or more: 20 by Tyler Zeller vs. Maryland, 2/29/12 (23 attempts)
Made 21: York Larese vs. Duke, 12/29/59 in Raleigh (UNC record)
Attempted 20 or more: 23 by Tyler Zeller vs. Maryland, 2/29/12
10 for 10: RJ Davis vs. Arkansas, 11/24/23 in the Bahamas
12 for 12 on the road: Caleb Love at Duke, 3/5/22
14 for 14: RJ Davis vs. NC State, 1/21/23
Made 40 or more in a row: 41 by RJ Davis from 11/23/23-12/16/23 (tied UNC record)
Missed every attempt (more than 5): Garrison Brooks (0x7) vs. Boston College, 2/1/20
100 percent (min. 10 att.): vs. Wisconsin, 11/23/16 in Maui (12x12)
90 percent (min. 30 att.): 90.3 (28x31) at Kansas, 11/8/24
Under 50 percent: 47.8 (11x23) vs. La Salle, 12/14/24
Under 40 percent: 38.9 (7x18) vs. Louisville, 2/20/21
Under 30 percent: 27.3 (3x11) at Wake Forest, 2/16/19
Made 30 or more: 32 (attempted 38) vs. Tennessee, 11/29/23
Made 40 or more: 41 (attempted 59) vs. Clemson, 1/28/98
Made fewer than five: 4 at NC State, 1/11/25
Made 20 or more in a loss: 20 vs. Stanford, 1/18/25
Made 25 or more in a loss: 28 at Kansas, 11/8/24
Missed 20 or more: 23 (24x47) vs. Texas, 12/18/13
Missed 25 or more: 26 (22x48) vs. Belmont, 11/17/13
Attempted 50: 50 (made 36) vs. Maryland, 2/15/04
Attempted fewer than five: 3 at Duke, 2/4/23
Did not attempt a free throw in a half: 2nd half at Wake Forest, 1/21/25
Made more free throws than field goals: vs. UCLA, 12/21/24 in New York (22 FGs, 24 FTs)
No starter made a free throw: at Wake Forest, 2/16/19
Only one player made a free throw: Armando Bacot at Duke, 2/4/23 (2x2)

CAROLINA REBOUNDS

10 more by a guard: 12 by Seth Trimble at Pitt, 1/28/25
10 or more in consecutive games by a guard: Seth Trimble- 12 vs. Boston College, 1/25/25, and 12 at Pitt, 1/28/25
10 or more by a non-starter: 11 by Drake Powell vs. American, 11/15/24
10 or more in 5 or more straight games: 7 by Armando Bacot, 2023-24
10 or more in 13 straight games: Armando Bacot, 2021-22
10 or more in 15 straight games: John Henson, 2010-11
15: ^Armando Bacot vs. Wagner, 3/21/24 in Charlotte
16 or 17: 17 by Harrison Ingram vs. Virginia Tech, 2/17/24
15 or more/consecutive games: 3 in a row by Armando Bacot (16 at Louisville, 16 vs. Boston College, 18 vs. NC State, 2022-23)
15 or more/5 consecutive games: Armando Bacot (^16 vs. Baylor, ^15 vs. UCLA, ^22 vs. Saint Peter's, ^21 vs. Duke, ^15 vs. Kansas, 2022 NCAA Tournament)
18 or 19: 19 by Harrison Ingram at NC State, 1/10/24
20: Armando Bacot vs. Lehigh, 11/2/23
20 or more/consecutive games: Armando Bacot (^22 vs. Saint Peter's, 3/27/22 in Philadelphia, ^21 vs. Duke, 4/2/22 in New Orleans)
21, 22 or 23: 23 by Armando Bacot vs. James Madison, 11/20/22
24: Sean May vs. Duke, 3/6/05
25 or more: 30 by Rusty Clark vs. Maryland, 2/21/68 (UNC record)
10 offensive: Kennedy Meeks at Clemson, 1/3/17
more than 10 offensive: 12 by Brice Johnson at Duke, March 5, 2016
10 or more in both halves: 11 and 12 by Armando Bacot vs. James Madison, 11/20/22
15 or more/half: ^15 in 1st by Bacot vs. Saint Peter's, 3/27/22 in Philadelphia
40 or more over 3 consecutive games: 43 by Harrison Ingram (17 at Florida State, 13 at Georgia Tech, 13 vs. Duke), 1/22-2/3/2024
50 or more over 3 consecutive games: 50 by Armando Bacot (16 at Louisville, 16 vs. Boston College, 18 vs. NC State) 1/14-21/2022
70 or more over 4 consecutive games: 73 by Armando Bacot (^15 vs. UCLA, ^22 vs. Saint Peter's, ^21 vs. Duke, ^15 vs. Kansas, 2022 NCAA Tournament)
85 or more over 5 consecutive games: 89 by Armando Bacot (^16 vs. Baylor, ^15 vs. UCLA, ^22 vs. Saint Peter's, ^21 vs. Duke, ^15 vs. Kansas, 2022 NCAA Tournament)

LAST TIME BY TAR HEEL FRESHMEN

Three starters: *Caleb Love, Day'Ron Sharpe and Kerwin Walton vs. Notre Dame, 3/10/21 in Greensboro
Four starters: *Raymond Felton, Rashad McCants, David Noel and Byron Sanders vs. Duke, 3/15/03 in Greensboro
Led UNC in scoring: Ian Jackson (20) vs. Cal, 1/15/25
Led UNC in scoring/four consecutive games: Ian Jackson vs. UCLA (24), Campbell (26), at Louisville (23), at Notre Dame (27), 2024-25
20 points/half: 20 (2nd) by Cole Anthony vs. Boston College, 2/1/20
20 points/four consecutive games: Ian Jackson vs. UCLA (24), Campbell (26), at Louisville (23), at Notre Dame (27), 2024-25
20 points/five consecutive games: Phil Ford vs. NC State (22), Duke (22), Wake Forest (25), Clemson (29), NC State (24), 1974-75
20 or more points/non-starter: 23 by Ian Jackson vs. Alabama, 12/4/24
20 points/two freshmen: Coby White (7), Nassir Little (23) vs. Virginia Tech, 1/21/19
25 or more points: Ian Jackson (27) at Notre Dame, 1/4/25
25 points/consecutive games: Cole Anthony– 25 at Syracuse, 2/29/20, and 28 vs. Wake Forest, 3/3/20
More than 27 points: 28 by Cole Anthony vs. Wake Forest, 3/3/20
30 points: 34 by Cole Anthony vs. Notre Dame, 11/6/19
30 points in college debut: 34 by Cole Anthony vs. Notre Dame, 11/6/19 (ACC record)
40 points: *40 by Harrison Barnes vs. Clemson, 3/12/11 in Greensboro
70 combined points/all freshmen: *70 by Walker Kessler (16), Caleb Love (15), RJ Davis (14), Day'Ron Sharpe (14), Anthony Harris (8) and Kerwin Walton (3) vs. Notre Dame, 3/10/21 in Greensboro
50 combined points/two freshmen: Coby White (27) and Nassir Little (23) vs. Virginia Tech, 1/21/19
Only four Tar Heels in double figures: Walker Kessler (20), Kerwin Walton (13), RJ Davis (10), Caleb Love (10) vs. Florida State, 2/27/21
Four in double figures: *Walker Kessler (16), Caleb Love (15), RJ Davis (14) and Day'Ron Sharpe (14) vs. Notre Dame, 3/10/21 in Greensboro
Led UNC in points, rebounds, assists: Cole Anthony (16/8/3) at FSU, 2/3/20
Led UNC in points, rebounds, blocks: Walker Kessler (20/8/4) vs. FSU, 2/27/21
Led UNC in points, rebounds, assists, steals: Cole Anthony (34/11/5/1) vs. Notre Dame, 11/6/19
Led UNC in points, rebounds, blocks, steals: Armando Bacot vs. Elon (22/14/3/2), 11/20/19
10 or 11 field goals: 11 by Ian Jackson at Notre Dame, 1/4/25
12 field goals: Cole Anthony vs. Notre Dame, 11/6/19
13 field goals: Tyler Hansbrough vs. Georgia Tech, 2/15/06
14 field goals: Antawn Jamison at Maryland, 1/6/96
15 field goals: ^J.R. Reid vs. Notre Dame, 3/19/87 in East Rutherford, N.J.
5 three-pointers: Ian Jackson at NC State, 1/11/25
Made 5 or more three-pointers in consecutive games: Coby White– 6 vs. Syracuse, 2/26/19; 6 at Clemson, 3/2/19
6 or 7 three-pointers: 7 by Cole Anthony at Syracuse, 2/29/20
8 three-pointers: Raymond Felton at NC State, 1/26/03
10 or more free throws: 14 by Cole Anthony vs. Boston College, 2/1/20
14 free throws: Cole Anthony vs. Boston College, 2/1/20
15 free throws: *Phil Ford vs. Clemson, 3/7/75 in Greensboro
100% free throws (more than 10 attempts): 14x14 by Cole Anthony vs. Boston College, 2/1/20
10 or more rebounds: 11 by Drake Powell vs. American, 11/15/24
10 or more rebounds by a guard: 11 by Cole Anthony vs. Duke, 2/8/20
10 or more rebounds by a guard, consecutive games: Cole Anthony– 11 vs. Notre Dame, Nov. 6, 2019; 10 at UNCW, 11/8/19
10 or more rebounds, three consecutive games: Armando Bacot– 12 vs. Miami, 1/25/20; 11 at NC State, 1/27/20; 10 vs. Boston College, 2/1/20
More than 15 rebounds: 16 by Day'Ron Sharpe at Miami, 1/5/21
20 rebounds: by Antawn Jamison at Virginia, 1/17/96
10 assists: Elliot Cadeau vs. Tennessee, 11/29/23
10 or more assists/zero turnovers: Elliot Cadeau vs. Tennessee, 11/29/23 (10/0)
More than 10 assists: ^14 by Kendall Marshall vs. Washington, 3/20/11 in Charlotte
15 or more assists: 16 by Kendall Marshall vs. Florida State, 2/6/11
Points/rebounds double-double three consecutive games: Armando Bacot – 19/12 vs. Miami, 1/25/20; 11/11 at NC State, 1/27/20; 11/10 vs. Boston College, 2/1/20
Points/rebounds double-double in consecutive games by a guard: Cole Anthony– 34/11 vs. Notre Dame, 11/6/19; 20/10 at UNCW, 11/8/19 (first time a UNC freshman had consecutive 20/10 games)
20 points/10 rebounds/5 blocks: by Armando Bacot (23/12/5) vs. Oregon, 11/29/19 in The Bahamas
15 points/10 rebounds/8 blocks: *Walker Kessler vs. Notre Dame, 3/10/21 in Greensboro (16/12/8)
25 points/7 assists: 25/7 by Caleb Love at Duke, 2/6/21
25 points/10 rebounds: 25/10 by Day'Ron Sharpe vs. Notre Dame, 1/2/21
30 points/10 rebounds: 34/11 by Cole Anthony vs. Notre Dame, 11/6/19
40 points/10 rebounds: 40/10 by Tyler Hansbrough vs. Georgia Tech, 2/15/06
Points/assists double-double: ^13 points/14 assists by Kendall Marshall vs. Washington, 3/20/11 in Charlotte
Double-double in points & rebounds with 7 or more assists: Armando Bacot (19/12/7) vs. Miami, 1/25/20
5 or more blocked shots: *8, Walker Kessler vs. Notre Dame, 3/10/21 in Greensboro
5 steals: ^Marcus Paige vs. Kansas, 3/24/13 in Kansas City, Mo.
More than 5 steals: 8 by Tyler Hansbrough vs. UNC Asheville, 12/28/05

* ACC Tournament, ^ NCAA Tournament, ~ NIT

Three in double-figures: Armando Bacot (11), Leaky Black (11), Pete Nance (10) at Notre Dame, 2/22/23

Three w/5 or more offensive: Bacot (6), Black (6), Nance (5) at Notre Dame, 2/22/23

50 rebounds in a loss: 50 at Wake Forest, 2/7/23

60 rebounds: vs. Alabama, 11/27/19 in the Bahamas

70 rebounds: 72 vs. Nicholls, 12/19/11

30 offensive rebounds: 31 vs. Nicholls, 12/19/11

One offensive rebound: vs. Pitt, 2/14/16

Fewer than five offensive rebounds: 3 vs. Virginia, 2/25/23

30 second-chance points: vs. Charleston, 11/25/20

35 or more second-chance points: 36 vs. Nicholls, 12/19/11

One second-chance point: at Georgia Tech, 1/29/19

Two second-chance points: at Notre Dame, 1/4/25

Three second-chance points: vs. Michigan State, 11/27/24 in Maui

Margin of 25 or more: *+26, 48-22 vs. Florida State, 3/14/24 in Washington, D.C.

Margin of 30 or more: +31, 56-25 vs. Elon, 11/20/19

Margin of 35 or more: +35, 58-23 vs. Boston College, 1/9/18

Margin of 10 or more in a loss: +10, 38-28 at Pitt, 1/28/25

CAROLINA DOUBLE-DOUBLES

In a Half: ^Armando Bacot (14 pts/11 reb) 1st half vs. Wagner, 3/21/24 in Charlotte

In a Half/Consecutive Games: Armando Bacot (11 pts/10 reb) 1st half at Louisville, 1/14/23; (10 pts/12 reb) 1st half vs. Boston College, 1/17/23

Both halves: Brice Johnson at Florida State, 1/4/16 (11/11 in 1st, 28/12 in 2nd)

Three in a game (points/rebounds): ^Armando Bacot (15/15), Brady Manek (13/13), RJ Davis (15/12) vs. Kansas, 4/4/22 in New Orleans

Four in a game (points/rebounds): Larry Miller (29/10), Charlie Scott (18/14), Rusty Clark (13/13), Bill Bunting (10/11) vs. Clemson, 2/16/68 in Charlotte

Points & rebounds/10 consecutive games: Armando Bacot vs. Furman, Kentucky, App State, Boston College, Notre Dame, Virginia, Georgia Tech, Miami, Wake Forest, Virginia Tech, 12/14/21-1/24/22

40 points/20 rebounds: Billy Cunningham (48/25) vs. Tulane, 12/10/64

35 points/10 rebounds: Garrison Brooks (35/11) vs. Georgia Tech, 1/4/20

30 points/20 rebounds: Brice Johnson (39/23) at Florida State, 1/4/16

30 points/15 rebounds: Luke Maye (30/15) at Duke, 2/20/19

30 points/10 rebounds: Garrison Brooks (35/11) vs. Georgia Tech, 1/4/20

30 points/10 rebounds/5 assists: Cole Anthony (34/11/5) vs. Notre Dame, Nov. 6, 2019

25 points/20 rebounds: Armando Bacot (29/22) vs. Virginia, 1/8/22

25 points/15 rebounds/5 blocks: Armando Bacot at NC State, 2/26/22 (28/18/5)

25 points/10 rebounds/5 assists: Armando Bacot vs. Duke, 2/3/24 (25/10/5)

25 points/10 rebounds/5 3FG: ^Brady Manek vs. Marquette, 3/17/22 in Fort Worth, Texas (28/11/5)

20 points/20 rebounds: Armando Bacot (22/20) vs. Lehigh, 11/12/23

20 points/10 assists/5 steals/0 turnovers: RJ Davis (20/10/5/0) vs. Char. Southern, 12/29/23

First game in career: Day'Ron Sharpe (13 pts/10 reb) vs. Charleston, 11/25/20

By a non-starter: ^Jae'Lyn Withers (16 pts/10 reb) vs. Wagner, 3/21/24 in Charlotte

Points & rebounds/consecutive games by a guard: Seth Trimble– 18 pts/12 reb vs. Boston College, 1/25/25, and 10 pts/12 reb at Pitt, 1/28/25

Points & rebounds/consecutive games by a point guard: Cole Anthony (34/11 vs. Notre Dame, 11/6/19; 20/10 at UNCW, 11/8/19)

Points & rebounds with 6 or more assists: Harrison Ingram vs. Arkansas, 11/24/23 in the Bahamas (13/10/6)

Points & rebounds with 7 or more assists: Armando Bacot vs. Miami, 1/25/20 (19/12/7)

Points & assists: Elliot Cadeau (14/13) at Wake Forest, 1/21/25

Points & assists/consecutive games: ^Kendall Marshall (11/10) vs. Vermont, 3/16/12, and (18/11) vs. Creighton, 3/18/12, in Greensboro

Points & assists/3 consecutive games: Kendall Marshall (20/10) at Duke, 3/3/12; (13/12) vs. Maryland, 3/9/12*; and (12/10) vs. NC State, 3/10/12* in Atlanta

Points & assists/3 consecutive games: Kendall Marshall (20/10) at Duke, 3/3/12; (13/12) vs. Maryland, 3/9/12*; and (12/10) vs. NC State, 3/10/12* in Atlanta

Points & assists/3 consecutive games: Kendall Marshall (20/10) at Duke, 3/3/12; (13/12) vs. Maryland, 3/9/12*; and (12/10) vs. NC State, 3/10/12* in Atlanta

Points & assists/3 consecutive games: Kendall Marshall (20/10) at Duke, 3/3/12; (13/12) vs. Maryland, 3/9/12*; and (12/10) vs. NC State, 3/10/12* in Atlanta

Points & assists/3 consecutive games: Kendall Marshall (20/10) at Duke, 3/3/12; (13/12) vs. Maryland, 3/9/12*; and (12/10) vs. NC State, 3/10/12* in Atlanta

Points & assists/3 consecutive games: Kendall Marshall (20/10) at Duke, 3/3/12; (13/12) vs. Maryland, 3/9/12*; and (12/10) vs. NC State, 3/10/12* in Atlanta

Points & assists/3 consecutive games: Kendall Marshall (20/10) at Duke, 3/3/12; (13/12) vs. Maryland, 3/9/12*; and (12/10) vs. NC State, 3/10/12* in Atlanta

Points & assists/3 consecutive games: Kendall Marshall (20/10) at Duke, 3/3/12; (13/12) vs. Maryland, 3/9/12*; and (12/10) vs. NC State, 3/10/12* in Atlanta

Points & assists/3 consecutive games: Kendall Marshall (20/10) at Duke, 3/3/12; (13/12) vs. Maryland, 3/9/12*; and (12/10) vs. NC State, 3/10/12* in Atlanta

Points & assists/3 consecutive games: Kendall Marshall (20/10) at Duke, 3/3/12; (13/12) vs. Maryland, 3/9/12*; and (12/10) vs. NC State, 3/10/12* in Atlanta

Points & assists/3 consecutive games: Kendall Marshall (20/10) at Duke, 3/3/12; (13/12) vs. Maryland, 3/9/12*; and (12/10) vs. NC State, 3/10/12* in Atlanta

Points & assists/3 consecutive games: Kendall Marshall (20/10) at Duke, 3/3/12; (13/12) vs. Maryland, 3/9/12*; and (12/10) vs. NC State, 3/10/12* in Atlanta

Points & assists/3 consecutive games: Kendall Marshall (20/10) at Duke, 3/3/12; (13/12) vs. Maryland, 3/9/12*; and (12/10) vs. NC State, 3/10/12* in Atlanta

Points & assists/3 consecutive games: Kendall Marshall (20/10) at Duke, 3/3/12; (13/12) vs. Maryland, 3/9/12*; and (12/10) vs. NC State, 3/10/12* in Atlanta

Points & assists/3 consecutive games: Kendall Marshall (20/10) at Duke, 3/3/12; (13/12) vs. Maryland, 3/9/12*; and (12/10) vs. NC State, 3/10/12* in Atlanta

Points & assists/3 consecutive games: Kendall Marshall (20/10) at Duke, 3/3/12; (13/12) vs. Maryland, 3/9/12*; and (12/10) vs. NC State, 3/10/12* in Atlanta

Points & assists/3 consecutive games: Kendall Marshall (20/10) at Duke, 3/3/12; (13/12) vs. Maryland, 3/9/12*; and (12/10) vs. NC State, 3/10/12* in Atlanta

Points & assists/3 consecutive games: Kendall Marshall (20/10) at Duke, 3/3/12; (13/12) vs. Maryland, 3/9/12*; and (12/10) vs. NC State, 3/10/12* in Atlanta

Points & assists/3 consecutive games: Kendall Marshall (20/10) at Duke, 3/3/12; (13/12) vs. Maryland, 3/9/12*; and (12/10) vs. NC State, 3/10/12* in Atlanta

Points & assists/3 consecutive games: Kendall Marshall (20/10) at Duke, 3/3/12; (13/12) vs. Maryland, 3/9/12*; and (12/10) vs. NC State, 3/10/12* in Atlanta

Points & assists/3 consecutive games: Kendall Marshall (20/10) at Duke, 3/3/12; (13/12) vs. Maryland, 3/9/12*; and (12/10) vs. NC State, 3/10/12* in Atlanta

Points & assists/3 consecutive games: Kendall Marshall (20/10) at Duke, 3/3/12; (13/12) vs. Maryland, 3/9/12*; and (12/10) vs. NC State, 3/10/12* in Atlanta

Points & assists/3 consecutive games: Kendall Marshall (20/10) at Duke, 3/3/12; (13/12) vs. Maryland, 3/9/12*; and (12/10) vs. NC State, 3/10/12* in Atlanta

Points & assists/3 consecutive games: Kendall Marshall (20/10) at Duke, 3/3/12; (13/12) vs. Maryland, 3/9/12*; and (12/10) vs. NC State, 3/10/12* in Atlanta

Points & assists/3 consecutive games: Kendall Marshall (20/10) at Duke, 3/3/12; (13/12) vs. Maryland, 3/9/12*; and (12/10) vs. NC State, 3/10/12* in Atlanta

Points & assists/3 consecutive games: Kendall Marshall (20/10) at Duke, 3/3/12; (13/12) vs. Maryland, 3/9/12*; and (12/10) vs. NC State, 3/10/12* in Atlanta

Points & assists/3 consecutive games: Kendall Marshall (20/10) at Duke, 3/3/12; (13/12) vs. Maryland, 3/9/12*; and (12/10) vs. NC State, 3/10/12* in Atlanta

Points & assists/3 consecutive games: Kendall Marshall (20/10) at Duke, 3/3/12; (13/12) vs. Maryland, 3/9/12*; and (12/10) vs. NC State, 3/10/12* in Atlanta

Points & assists/3 consecutive games: Kendall Marshall (20/10) at Duke, 3/3/12; (13/12) vs. Maryland, 3/9/12*; and (12/10) vs. NC State, 3/10/12* in Atlanta

Points & assists/3 consecutive games: Kendall Marshall (20/10) at Duke, 3/3/12; (13/12) vs. Maryland, 3/9/12*; and (12/10) vs. NC State, 3/10/12* in Atlanta

Points & assists/3 consecutive games: Kendall Marshall (20/10) at Duke, 3/3/12; (13/12) vs. Maryland, 3/9/12*; and (12/10) vs. NC State, 3/10/12* in Atlanta

Points & assists/3 consecutive games: Kendall Marshall (20/10) at Duke, 3/3/12; (13/12) vs. Maryland, 3/9/12*; and (12/10) vs. NC State, 3/10/12* in Atlanta

Points & assists/3 consecutive games: Kendall Marshall (20/10) at Duke, 3/3/12; (13/12) vs. Maryland, 3/9/12*; and (12/10) vs. NC State, 3/10/12* in Atlanta

Points & assists/3 consecutive games: Kendall Marshall (20/10) at Duke, 3/3/12; (13/12) vs. Maryland, 3/9/12*; and (12/10) vs. NC State, 3/10/12* in Atlanta

Points & assists/3 consecutive games: Kendall Marshall (20/10) at Duke, 3/3/12; (13/12) vs. Maryland, 3/9/12*; and (12/10) vs. NC State, 3/10/12* in Atlanta

Points & assists/3 consecutive games: Kendall Marshall (20/10) at Duke, 3/3/12; (13/12) vs. Maryland, 3/9/12*; and (12/10) vs. NC State, 3/10/12* in Atlanta

Points & assists/3 consecutive games: Kendall Marshall (20/10) at Duke, 3/3/12; (13/12) vs. Maryland, 3/9/12*; and (12/10) vs. NC State, 3/10/12* in Atlanta

Points & assists/3 consecutive games: Kendall Marshall (20/10) at Duke, 3/3/12; (13/12) vs. Maryland, 3/9/12*; and (12/10) vs. NC State, 3/10/12* in Atlanta

Points & assists/3 consecutive games: Kendall Marshall (20/10) at Duke, 3/3/12; (13/12) vs. Maryland, 3/9/12*; and (12/10) vs. NC State, 3/10/12* in Atlanta

Points & assists/3 consecutive games: Kendall Marshall (20/10) at Duke, 3/3/12; (13/12) vs. Maryland, 3/9/12*; and (12/10) vs. NC State, 3/10/12* in Atlanta

Points & assists/3 consecutive games: Kendall Marshall (20/10) at Duke, 3/3/12; (13/12) vs. Maryland, 3/9/12*; and (12/10) vs. NC State, 3/10/12* in Atlanta

Points & assists/3 consecutive games: Kendall Marshall (20/10) at Duke, 3/3/12; (13/12) vs. Maryland, 3/9/12*; and (12/10) vs. NC State, 3/10/12* in Atlanta

Points & assists/3 consecutive games: Kendall Marshall (20/10) at Duke, 3/3/12; (13/12) vs. Maryland, 3/9/12*; and (12/10) vs. NC State, 3/10/12* in Atlanta

Points & assists/3 consecutive games: Kendall Marshall (20/10) at Duke, 3/3/12; (13/12) vs. Maryland, 3/9/12*; and (12/10) vs. NC State, 3/10/12* in Atlanta

CAROLINA TURNOVERS

7: Elliot Cadeau vs. Georgia Tech, 12/7/24
8: Marcus Paige at Maryland, 3/6/13
15 or more/half: 15 (1st) at Georgia Tech, 2/16/10
20 and won: ^21 vs. Baylor, 3/19/22 in Fort Worth, Texas
20 and won on the road: at Miami, 1/5/21
More than 20 and won on the road: 23 at NC State, 1/8/19
25 or more/game: 26 at Clemson, 1/13/10
Fewer than 5: 2 vs. Duke, 2/8/18 (tied school record)
5 or fewer in a loss: 5 vs. Stanford, 1/18/25
Fewer than 10 in 6 consecutive games: *vs. Pitt (9), *vs. NC State (8), ^vs. Wagner (9), ^vs. Michigan State (5), ^vs. Alabama (8), 2023-24; vs. Elon (6), 11/4/24
Opponent scored 0 points off UNC turnovers: Fairfield, 11/15/15 (10 UNC turnovers)
Opponent scored 1 point off UNC turnovers: Duke, 2/8/18 (2 UNC turnovers)
Opponent scored 30 points off UNC turnovers: 30 at Miami, 1/18/22 (14 UNC turnovers)
Opponent scored more than 30 points off UNC turnovers: 31 by Texas, 11/22/18 in Las Vegas (17 UNC turnovers)

CAROLINA BLOCKED SHOTS

Two Tar Heels w/4 or more: Leaky Black (4) and Pete Nance (4) vs. Virginia, 2/25/23
5: Jalen Washington at Notre Dame, 1/4/25
6: Armando Bacot vs. Florida State, 12/2/23
7 or 8: *8 by Walker Kessler vs. Notre Dame, 3/10/21 in Greensboro
9: John Henson vs. Michigan State, 11/11/2011 on USS Carl Vinson in San Diego
10: Brendan Haywood vs. Miami, 12/4/00 (UNC record)
Tar Heel blocked a last-second shot to win: Jalen Washington at NC State, 1/11/25
UNC blocked 10: at Virginia, 2/24/24
More than 10: *12 vs. Notre Dame, 3/10/21 in Greensboro
15: vs. Northern Kentucky, 12/27/13

CAROLINA STEALS

5: RJ Davis vs. Syracuse, 1/13/24
6: Marcus Paige at Georgia Tech, 3/3/15
7 or 8: ^8 by Ty Lawson vs. Michigan State, 4/6/09 in Detroit
9: Derrick Phelps at Georgia Tech, 2/2/1992 (UNC record)
UNC made 10 or more: 11 vs. Florida, 12/17/24 in Charlotte
UNC made more than 11: 13 vs. Syracuse, 1/13/24
UNC made 15 or more: 16 vs. Tennessee Tech, 11/16/18
UNC made 20: vs. UNC Asheville, 12/28/05

CAROLINA MISCELLANEOUS (UNC scores listed first)

Led UNC in points, rebounds and assists: RJ Davis vs. Kentucky, 12/16/23 in Atlanta (27 points, 7 rebounds, 4 assists)
Led UNC in points, rebounds, assists and blocks: Armando Bacot vs. Boston College, 1/17/23 (20 points, 16 rebounds, 3 assists, 1 blocks)
Led UNC in points, rebounds, assists and steals: ^Armando Bacot vs. Kansas, 4/4/22 in New Orleans (15 points, 15 rebounds, 2 assists, 1 steal)
Game-tying shot w/0.00 on the clock to force overtime: Pete Nance vs. Ohio State, 12/17/22 in New York, N.Y. (UNC won 89-84 in overtime)
Game-winning shot w/0.00 on the clock: *Tyler Zeller vs. Miami, 3/11/11 in Greensboro (UNC won 61-59)
Game-winning shot w/less than a second: ^Luke Maye (0.3) vs. Kentucky, 3/24/17 in Memphis (UNC won 75-73)
Game-winning shot w/less than five seconds: Brady Manek (3.1) at Clemson 2/8/22
Game-winning shot w/less than 20 seconds: Pete Nance (17.7) at Syracuse, 1/24/23
Game-winning shot w/less than 30 seconds: Jalen Washington (0:25) at NC State, 1/11/25
Game-winning shot w/less than a minute: RJ Davis (0:51) vs. Pitt, 2/8/25
Game-winning shots w/under 10 seconds in consecutive wins: Leaky Black (9.1) vs. Notre Dame, 1/2/21; Andrew Platek (3.6) at Miami, 1/5/21
Free throw w/less than 10 seconds to win: Elliot Cadeau with 4.8 seconds left to win, 74-73, at Notre Dame, 1/4/25
Two free throws w/less than 10 seconds to win: Joel Berry II with 7.1 seconds left to win, 69-68, at Notre Dame, 1/13/18
Four-point play to win: Elliot Cadeau with 4.8 seconds left to win, 74-73, at Notre Dame, 1/4/25
Sent game to overtime with less than 30 seconds to play: Seth Trimble field goal with 12.9 seconds to play to tie Boston College at 89, 1/25/25
Hit a shot from beyond halfcourt: P.J. Hairston vs. Mississippi St, 11/19/12 in Maui
Played the entire game: Cormac Ryan at Syracuse, 2/13/24
Played all 45 minutes/OT game: ^RJ Davis, 45:00 vs. Baylor, 3/19/22 in Fort Worth
Played all 55 minutes/triple overtime game: Larry Miller vs. Duke, 3/2/68
Five players played an entire half: Armando Bacot, Leaky Black, RJ Davis, Caleb Love, Brady Manek, 2nd half at Duke, 3/5/22
Four players played at least 45 minutes: Caleb Love (57:24), Leaky Black (53:52), RJ Davis (50:36), Puff Johnson (48:07) vs. Alabama, 11/27/22 in Portland, Ore. (4 OT)
Played 50 minutes: Caleb Love (57:24), Leaky Black (53:52), RJ Davis (50:36), vs. Alabama, 11/27/22 in Portland, Ore. (4 OT)
UNC rallied from halftime deficit to win: trailed UCLA, 32-40, 12/21/24 in New York, and won, 76-74
UNC rallied from double-figure deficit at halftime to win: trailed Dayton by 18 (33-51) and won 92-90, 11/25/24 in Maui
UNC rallied from double-figure deficit w/less 10:00 to play and win: trailed UCLA, 50-61 with 9:49 to play and won, 76-74, 12/21/24 in New York
UNC rallied from 20 points down to win: trailed Dayton by 21 (35-56) with 17:36 to play and won 92-90, 11/25/24 in Maui

UNC rallied from double-figure deficits in the 2nd half to win consecutive games: trailed Miami 34-53 (-19) w/9:51 to play and won, 61-59, 3/11/11* in Greensboro; trailed Clemson 30-41 (-11) w/17:23 to play and won, 92-87, in overtime, 3/12/11* in Greensboro
UNC rallied from multiple possessions behind with fewer than 30 seconds: trailed Boston College 85-89 with 18.6 seconds to play, won 102-96 in overtime, 1/25/25
Four-point play (individual): Ian Jackson at Duke, 2/1/25
Four-point play (individual) to win the game: Elliot Cadeau with 4.8 seconds to play at Notre Dame, 1/4/25
UNC did not score a fastbreak point: at Clemson, 1/6/24
UNC scored 25 fastbreak points: *26 vs. Florida State, 3/14/24 in Washington, D.C.
UNC trailed by double-digits in the first half in four consecutive games: 2024-25 (vs. Dayton, Auburn, Michigan State and Alabama)
UNC trailed by double-digits at halftime in four consecutive games: 2024-25 (vs. Dayton, Auburn, Michigan State and Alabama)
UNC led an AP Top-10 team by 20 or more at half: 22 vs. No. 10 Tennessee, 11/29/23 (led 61-29, won 100-92)
UNC led by 25 or more at half: ^28 vs. Marquette, 3/17/22 in Fort Worth (led 53-25)
UNC led by 30 or more at the half: 38 vs. Florida State, 2/12/22 (led 62-24)
UNC out-scored the opponent by 10 points in second half and lost: 51-39 in 2nd half and lost 89-92 at Kansas, 11/8/24
UNC out-scored the opponent by 15 points in a half and lost: 60-45 in 2nd half and lost 85-92 at Wake Forest, 2/7/23
UNC led ACC opponent by 35 or more: led Notre Dame, 84-46, won 84-51, 3/5/24
UNC led by 50: led and defeated American by 52, 107-55, 11/15/24
Committed 30 personal fouls: 30 vs. Villanova, 11/23/23 in the Bahamas
Committed more than 30 personal fouls: 33 at Louisville, 1/31/15
Drew 10 or more personal fouls: 11 by Armando Bacot vs. Pittsburgh, 2/1/23
UNC scored more points off turnovers, second chance points, fastbreak points, paint points and bench points: vs. Pitt, 2/8/25
UNC scored more points off turnovers, second chance points, fastbreak points, paint points and bench points in a loss: vs. Alabama, 12/4/24

OPPONENTS

SCORING

40: 47 by Malik Monk, Kentucky, 12/17/16 in Las Vegas
35 or more: 37 by Dalton Knecht, Tennessee, 11/29/23 (tied Smith Center oppt. record)
30: 32 by Colby Duggan, Campbell, 12/29/24
30 by different players in three consecutive games: 34 by Eric Dixon, Villanova, 11/23/23; 34 by Tramon Mark, Arkansas, 11/24/23 (both games in the Bahamas); 37 by Dalton Knecht, Tennessee, 11/29/23
Freshman scored 30: 34 by Terquavion Smith, NC State, 1/29/22
30/consecutive games: Xavier Rathan-Mayes, Florida State (35 at UNC, 1/24/15, and 30 in Tallahassee, 1/4/16)
30/twice in a season: Nolan Smith, Duke (34 at Duke, 2/9/11; 30 at UNC, 3/5/11)
20/three times in one season: Luke Kennard, Duke (20, 28 and 20), 2017
One w/30, one w/25: 34 by Terquavion Smith, 25 by Jericole Hellems, NC State, 1/29/22
Two w/20: Kon Knueppel (22), Cooper Flagg (21) at Duke, 2/1/25
Three w/20: Jared McCain (23), Kyle Filipowski (22), Jeremy Roach (20), Duke, 2/3/24
Four w/20: Damion James (25), Dexter Pittman (23), J'Covan Brown (21) and Avery Bradley (20), Texas, 12/19/09 in Arlington, Texas
More than 25/half: 27 in first half by Malik Monk, Kentucky, 12/17/16 in Las Vegas
20/1st half: 20 by Tramon Mark, Arkansas, 11/24/23 in the Bahamas
20/2nd half: 22 by Dalton Knecht, Tennessee, 11/29/23
25/half: 25 in 2nd half by Tyree Appleby at Wake Forest, 2/7/23
20/both halves: 27 and 20 by Malik Monk, Kentucky, 12/17/16 in Las Vegas
Non-starter scored 30: 33 by Brent Arrington, Mississippi Valley State, 11/20/11
Non-starter scored 25: 25 by El Ellis at Louisville, 2/1/22
Non-starter scored 20: 23 by Marcus Burton at Notre Dame, 1/4/25
Non-starter was leading scorer: 18 by Chuck Harris, SMU, 1/7/25
Scored 30+ points on fewer than 10 field goals: 35 by Tyree Appleby at Wake Forest, 2/7/23 (6x20 FG, 0x6 3FG, 23x28 FT)
Scored 10 straight points for his team: the first 10 by Marcus Hill at NC State, 1/11/25
Scored 11 straight points for his team: the first 11 by Tyler Bilodeau, UCLA, 12/21/24 in New York
Scored 15 straight points for his team: Tre Jones, Duke, 2/8/20
Scored 11 straight points for his team by free throws: Tyree Appleby at Wake Forest, 2/7/23 (in 1:34)
No player in double figures: at Evansville, 12/8/10
No starter in double figures: Boston College, 1/26/22
One player in double figures: 11 by Tae Davis, Notre Dame, 3/5/24
Only two players in double figures in a win over UNC: 31 by Jamarius Burton and 16 by Blake Hinson at Pitt, 12/30/22
Six players in double figures: Alabama, 12/4/24
Six players in double figures/4 consecutive games: 2024-25 (Dayton, Auburn, Michigan State and Alabama)
Six players in double figures in a UNC win: Dayton, 11/25/24 in Maui (92-90 UNC)
Seven players in double figures: Wake Forest, 12/20/03 (3 OT)
Only four players scored: *Duke in Brooklyn, 3/9/18
Bench scored zero: Pitt, 1/8/20
Bench scored 50 or more: 55 by Charleston, 11/11/22
Bench out-scored the starters: La Salle, 12/14/24 (36-31)
Scored 90 in a UNC win: UNC 102, Boston College 96, 1/25/25 (ot)
100 points in a 40-minute game: 103 by Kentucky, 12/17/16 in Las Vegas
100 points in an overtime game: 103 by Alabama, 11/27/22 in Portland, Ore. (4 OT)

Fewer than 45: *43 by Virginia, 3/10/22 in Brooklyn
Fewer than 50: 44 at Virginia, 2/24/24
Fewer than 60 in a win over UNC: 56 at Virginia, 12/8/19
50/half: 52, 2nd by Campbell, 12/29/24
50/half in a UNC win: 52, 2nd half by Campbell, 12/29/24
60/half: 61, 2nd by East Carolina, 12/15/12
12/half: 12 (1st half) by East Tennessee State, 12/8/12
13/half: *13 (1st half) by Virginia, 3/10/22 in Brooklyn
14, 15 or 16/half: 16 (1st half) at Virginia, 2/24/24
Fewer than 25/both halves: 22 and 19 by Virginia, 2/18/17
Fewer than 25/half in a win over UNC: 23, 2nd half at Pitt, 1/18/20
Fewer than 30/both halves: 29 and 24 by Cal, 1/15/25
Fewer than 30/both halves in a win over UNC: 27 and 26 at Virginia, 2/27/17

OPPONENTS FIELD GOAL SHOOTING

Made 10: Marcus Hill at NC State, 1/11/25
Made 11: Colby Duggan, Campbell, 12/29/24
Made 12 or 13: 13 by Dalton Knecht, Tennessee, 11/29/23 (13x17)
Made 14: Jamarius Burton at Pitt, 12/30/22 (14x17)
Two players made 10: 11 by RJ Barrett, 10 by Cam Reddish at Duke, 2/20/19
Missed every shot (min. 10 FGA): Noah Freidel, James Madison, 11/20/22 (0x11)
Two players attempted 20: 26 by Jahvan Quinerly and 21 by Brandon Miller, Alabama, 11/27/22 in Portland, Ore. (4 OT)
Attempted more than 25: 26 by Jahvan Quinerly, Alabama, 11/27/22 in Portland, Ore. (4 OT)
Attempted more than 25 in a 40-minute game: 26 by Paolo Banchemo at Duke, 3/5/22
Made 15 or fewer: 15 by Virginia, 2/18/17
Made fewer than 20 in a win over UNC: 19 at Virginia, 2/13/21
Made its first six attempts to begin a game: Syracuse, 2/28/22
Made its first seven attempts to begin a game: Louisville, 1/12/19
Made its first eight attempts to begin a game: Michigan, 11/29/17
Made 10 consecutive FG: Duke, 2/8/18
Made 15 consecutive FG: Clemson, 1/16/18
Attempted 90 or more: 90 by Alabama, 11/27/22 in Portland, Ore. (4 OT)
Missed 10 attempts to begin a game: 10 by Florida State, 2/12/22
Missed more than 10 attempts to begin a game: 11 by Charleston, 11/25/20
Missed 10 or more consecutive FG: 10 by American (last 10), 11/15/24
Missed 15 consecutive FG: NC State, 3/2/24
50 percent/game in UNC win: 54.5 (36x66) by Boston College, 1/25/25
50 percent/both halves: 55.6 (15x27) and 50.0 (13x26) at Duke, 2/1/25
50 percent/both halves and overtime: 55.2 (16x29) and 50.0 (14x28) by Michigan State, 11/27/24 in Maui (and 75.0 in overtime)
50 percent/both halves in UNC win: 55.2 (16x29) and 56.7 (17x30) by Boston College, 1/25/25
Better than 55 percent/game in UNC win: 55.6 (35x63) by Tennessee, 11/29/23
60 percent/half in UNC win: 60.7 (17x28), 2nd by Campbell, 12/29/24
60 percent/both halves: 63.0 (17x27) and 61.9 (13x21) at Syracuse, 2/13/24
60 percent/game: 62. (30x48) at Syracuse, 2/13/24
65 percent/half: 66.7 2nd half (24x36), Kentucky, 12/18/21 in Las Vegas
70 percent/half: 72.0 (18x25) 2nd half at Gonzaga, 12/18/19
70 percent/game: *71.7 (33x46) by Duke, 2/29/80, in Greensboro
75 percent/half: 76.5 (13x17) 2nd half at NC State, 2/3/07
Under 20 percent/half: 14.7 (5x34) by American, 11/15/24
Under 25 percent/half and won: 22.7 (5x22) 2nd half at Pitt, 1/18/20
Under 30 percent/both halves: 28.1 (9x32) and 26.5 (9x34) at NC State, 1/10/24
Under 30 percent/game: 27.6 (16x58) at Virginia, 2/24/24
Under 35 percent/game and won: 34.5 (10x29) 1st half by Clemson, 1/11/20
Under 40 percent/game and won: 39.7 (27x6) by Clemson, 2/6/24
Under 40 percent/both halves and won: 36.0 (9x25) & 36.7 (11x30), Villanova, 11/23/23 in the Bahamas
50 percent in first half and under 20 percent in second half: 51.9 (14x27) 1st half and 14.7 (5x34) 2nd half by American, 11/15/24
Under 30 percent in first half and 50 percent in second half: 29.6 (8x27) and 50.0 (14x28) at Wake Forest, 1/21/25
Under 30 percent in first half and 60 percent in second half: 22.5 (9x40) and 60.0 (15x25) at NC State, 1/11/25
Under 20 percent in first half and 50 percent in second half: *18.5 (5x27) 1st half and 52.0 (13x25) 2nd half by Virginia, 3/10/22 in Brooklyn

OPPONENTS THREE-POINTERS

5: Donald Hand Jr., Boston College, 1/25/25
6 or 7: 7 by Mark Sears, Alabama, 11/27/22 in Portland, Ore. (4 OT)
8: Malik Monk, Kentucky, 12/17/16 in Las Vegas
9: Grayson Fittner, Gardner-Webb, 11/23/09
10: Kyle McAlarney, Notre Dame, 11/26/08 in Maui
7 of 7: Allerik Freeman, NC State, 1/27/18 (7x7)
Made every att. (min. 5): Ithiel Horton, Pitt, 2/16/22 (5x5)
Missed every att. (5 or more): Hunter Sallis at Wake Forest, 1/21/25 (0x6)
Missed every att. (9 or more): Noah Freidel, James Madison, 11/20/22 (0x9)
Two players made at least 5: 5 by Sam Waardenburg & Isaiah Wong at Miami, 1/18/22
Three players made at least 5: 7 by Jordan Bohannon, 5 by CJ Fredick, 5 by Joe Wieskamp at Iowa, 12/8/20
5 in a half: Cole Swider, 1st half, Syracuse, 2/28/22
Attempted 15 3FGs: 16 by Jordan Bohannon at Iowa, 12/8/20
Nine different players made a 3FG: Lehigh, 11/12/23
Did not make a three-pointer: Boston College (6 attempts), 1/17/23
Made 10: at Duke, 2/1/25

Made 11, 12, 13 or 14: 14 by Boston College, 1/25/25 (ot)
Made 15 or 16: 16 by Alabama, 11/27/22 in Portland, Ore. (4 OT)
Made 17: at Iowa, 12/8/20 (record by an opponent)
Made 10 or more/half: 11, 1st half at Iowa, 12/8/20 (22 attempts)
15 or more/consecutive games: 15 by NC State, 1/27/18, and 15 at Clemson, 1/30/18
Attempted 40 or more: 43 at Iowa, 12/8/20
60 percent (min. 10 att.): 62.5 (10x16) at Duke, 2/18/15
65 percent (min. 10 att.): 66.7 (8x12) at Illinois, 11/30/10
Less than 10 percent (min. 10 att.): 5.6 (1x18) at Clemson, 1/6/24
Made 14 and lost: Boston College, 1/25/25 (ot)
Made 15 or more and lost: 15 at Louisville, 2/1/22
Made less than five and won: 2 at Wake Forest, 1/21/25
Made more 3FG than two-pointers: Miami, 2/26/24 (14 3FGs, 10 2FGs)
Attempted more 3FG than two-pointers: American (11/15/24) (31 3FGA, 30 2FGA)

OPPONENTS FREE THROWS

Made 15: 16 by Chucky Hepburn at Louisville, 1/1/25
Made 20: 23 by Tyree Appleby at Wake Forest, 2/7/23 (ACC record)
Attempted 20: Chucky Hepburn at Louisville, 1/1/25
Attempted 25: 28 by Tyree Appleby at Wake Forest, 2/7/23 (ACC record)
Made & Attempted 20/Half: 21x26 in 2nd by Tyree Appleby at Wake Forest, 2/7/23
10x10: Tre Jones at Duke, 3/7/20
Better than 10x10: ^12x12 by Tyler Dorsey, Oregon, 4/1/17 in Phoenix
100 percent (min. 10): 100.0 (12x12) by NC State, 1/21/23
100 percent (min. 30): 100.0 (32x32) at Wake Forest, 1/15/05
At least 95 percent, 20 or more attempts: 96.3 (26x27) at Florida State, 1/16/21
At least 85 percent, 30 or more attempts: 88.9 (32x36), Villanova, 11/23/23 in Bahamas
Under 30 percent: 27.3 (3x11) by NC State, 1/8/17
Under 40 percent: 30.8 (4x13) by Louisville, 2/22/17
Under 50 percent and won: ^47.1 (8x17) by Auburn, 3/29/19 in Kansas City, Mo.
Made 30 or more: 32 by Villanova, 11/23/23 in the Bahamas
Made 25 or more in a UNC win: 25 at Boston College, 1/20/24 (25x29)
Made one: The Citadel, 12/13/22
Made fewer than five: 2 by Cal, 1/15/25
Made five or fewer and won: 4 by Tennessee, 11/21/21 in Uncasville, Conn.
Attempted 40 or more: 42 at Wake Forest, 2/7/23
Attempted fewer than five: 4 by Lehigh, 11/12/23
Missed 20 or more: *20 (21x41) by Pitt, 3/14/14 in Greensboro
Only one player attempted: Jordan Taylor, Wisconsin (3x6), 11/30/11
Made more free throws than field goals: at Boston College, 1/20/24 (25 FTs, 19 FGs)

OPPONENTS REBOUNDS

10 by a guard: 11 by Matthew Cleveland, Miami, 2/26/24
19: Johni Broome, Auburn, 11/26/24 in Maui
20 or more: *21 by Talib Zanna, Pitt, 3/14/14 in Greensboro
10 offensive: 10 by Kerry Blackshear, Virginia Tech, 1/21/19
Two players with 15 or more: 15 by Damion James and 15 by Dexter Pittman, Texas, 12/19/09 in Arlington, Texas
Three players in double-figures: ^Joey Lynch-Flohr (11), Artsiom Parakhouski (10) and Eric Hall (10), Radford, 3/19/09 in Greensboro
50 rebounds: 58 by Alabama, 11/27/22 in Portland, Ore. (4 OT)
50 rebounds in a 40-minute game: ^50 by Texas A&M, 3/18/18 in Charlotte
60 rebounds: 60 by Texas, 12/19/09 in Arlington, Texas
Fewer than 20 rebounds: ^15 by Notre Dame, 3/27/16 in Philadelphia
25 offensive rebounds: 29 by Butler, 11/26/14 in the Bahamas
20 second-chance points: 23 by Florida, 12/17/24 in Charlotte
One offensive rebound: Georgia Tech, 12/10/22
Zero second-chance points: Georgia Tech, 12/10/22
One second-chance point: at Pitt, 1/2/24
Outrebounded UNC/3consecutive games: UConn (33-43), 12/5/23 in New York; Kentucky (32-42), 12/16/23 in Atlanta; Oklahoma (34-41), 12/20/23 in Charlotte
Outrebounded UNC by 10 or more/consecutive games: UConn (33-43), 12/5/23 in New York; Kentucky (32-42), 12/16/23 in Atlanta
Outrebounded UNC by 15 or more: 16 (24-40) by Duke, 2/5/22
More offensive rebounds than UNC had defensive: Butler in The Bahamas, 11/26/14 (Butler 29 offensive, UNC 26 defensive)

OPPONENTS DOUBLE-DOUBLES

20 points/15 rebounds: 23/19, Johni Broome, Auburn, 11/26/24 in Maui
30 points/10 rebounds: 34/10, Eric Dixon, Villanova, 11/23/23 in the Bahamas
Points & rebounds w/5 or more assists: 23/19/5, Johni Broome, Auburn, 11/26/24 in Maui
Points & rebounds w/7 or more assists: 17/10/7 by Dwayne Sutton, Louisville, 1/12/19
Points & rebounds w/5 or more blocks: ^24/12/5 by Grant Nelson, 3/28/24 in Los Angeles
Points & rebounds w/5 or more steals: 16/11/5 by Ian Schieffelin at Clemson, 1/6/24
30 points/10 assists: Tyree Appleby at Wake Forest, 2/7/23 (33 points/11 assists)
Three players: Lorenzo Brown (12 pts/12 assists), Richard Howell (13 pts/17 reb) and TJ Warren (10 pts, 10 reb), NC State, 2/23/13
Player had three in one season: Marvin Bagley III, Duke, 2018

OPPONENTS TRIPLE DOUBLE

Greivis Vasquez at Maryland, 2/21/09 (35 pts/11 reb/10 assists) (first in ACC game)

OPPONENTS ASSISTS

11: Tyree Appleby at Wake Forest, 2/7/23
12: by Melo Trimble, Maryland, 12/1/15
13: *by Luke Loucks, Florida State, 3/11/12 in Atlanta
15 or more: 17 by Kenny Anderson at Georgia Tech, 2/1/90
10 or more assists and no turnovers: Cameron Wright (10 assists) at Pitt, 2/14/15
20 or more and lost: 20 by Boston College, 1/25/25 in 102-96 UNC win (ot)
25 or more: 25 by UConn, 12/5/23 in New York
30 or more: 30 at Pitt, 2/14/15
Fewer than 5: 3 by Wake Forest, 1/22/24
Assists on 80% of its field goals: 84.2% at Virginia, 2/13/21 (16 assists on 19 FGs)

OPPONENTS TURNOVERS

7: Femi Odukale, Pitt, 2/16/22
8: Ky Bowman at Boston College, 1/21/17
10: Evan Turner, Ohio State, 11/19/09 in New York, N.Y.
20 or more and won: 22 by Alabama, 11/27/22 in Portland, Ore. (4 OT)
25: UNCW, 12/5/18
30 or more: 32 by South Carolina State, 11/20/07
2: at NC State, 2/19/23
5 or fewer in a UNC win: *5 by Pitt, 3/15/24 in Washington, D.C. (UNC won 72-65)
Fewer than 5: 4 at Kansas, 11/8/24
Fewer than 5 in a UNC win: 4 at Boston College, 1/20/24 (UNC won 76-66)
UNC scored 0 points off oppt. turnovers: 0 vs. Virginia, 2/25/23 (UNC won 71-63)
UNC scored 25 or more points off oppt. turnovers: 25 vs. Northern Iowa, 11/22/23 in the Bahamas (17 turnovers)
UNC scored 30 or more points off oppt. turnovers: 32 vs. Wake Forest (1/4/23) (15 turnovers)
UNC scored 35 points off oppt. turnovers: 37 vs. NC State, 1/8/17 (off 26 turnovers)

OPPONENTS BLOCKS

5: Grant Nelson, 3/28/24 in Los Angeles
6, 7 or 8: 8 by Dereck Lively II at Duke, 2/4/23
10 or more: 11 at Duke, 2/4/23

OPPONENTS STEALS

5: Zack Austin at Pitt, 1/28/25
6: Scottie Barnes, Florida State, 2/27/21
7 or 8: 8 by Ashton Hagans, Kentucky, 12/22/18 in Chicago
10 or more: 11 by SMU, 1/7/25
15 or more: 15 at Syracuse, 3/1/21
20 or more: 20 at Clemson, 1/17/07

OPPONENTS MISCELLANEOUS (UNC scores listed first)

Led team in scoring, rebounds and assists: Jaland Lowe at Pitt, 1/28/25 (18 points/6-rebounds/7 assists)
Led team in scoring, rebounds, assists and blocks: Johni Broome, Auburn, 11/26/24 in Maui (23 points/19 rebounds/5 assists/3 blocks)
Led team in scoring, rebounds, assists and steals: Jaland Lowe at Pitt, 1/28/25 (18 points/6-rebounds/7 assists/3 steals)
Led team in scoring, rebounds, assists, blocks and steals: Amir Simms, Clemson, 1/11/20 (20 points/8 rebounds/6 assists/4 blocks/3 steals)
Four-point play: Eric Dixon, Villanova, 11/23/23 in the Bahamas
Game-winning shot with no time left: Wendell Moore, Duke, 2/8/20 (in OT)
Game-winning shot less than a second left: Matt Coleman III, Texas, 12/2/20 in Asheville (0.1 second to play)
Game-winning shot less than five seconds left: Jaylen Blakes, Stanford, 1/18/25 (1.5 seconds to play)
Game-tying shot w/0:00 on the clock to force overtime: Tre Jones, Duke, 2/8/20
Hit a shot from other side of halfcourt: Louis Dabney, Tulane, 12/16/15, to end first half
Winning free throws with less than 30 seconds to play: Pitt's Jamarius Burton made two with 3.6 seconds to play, won 64-65, 2/1/23
Trailed at the half and won: at Pitt, 1/28/25 (UNC led 44-42, Pitt won 65-73)
Trailed by 10 or more and won: at Pitt, 1/28/25 (UNC led 44-34 with 1:51 to play in the first half, won 65-73)
Trailed by 10 or more with less than four minutes to play and won: Duke, 2/8/20 (Duke trailed 77-64 with 3:55 to play, won 96-98 in OT)
Trailed by 10 or more with less than two minutes to play and won: Clemson, 1/11/20 (Clemson trailed 68-58 with 1:56 to play, won 76-79 in overtime)
Trailed by more than 15 and won: ^16 by Kansas, 4/4/22 in New Orleans (KU trailed 38-22, won 69-72)
Trailed by 20 or more and won: 24 at Florida State, 1/22/04 (FSU trailed 42-18 in first half, won 81-90 in overtime)
Trailed by 20 and took the lead: at Virginia Tech, 1/24/16 (UNC led 36-16; VT took a 59-61 lead but UNC won 75-70)
Trailed by 25 and forced overtime: ^UNC led Baylor, 67-42, with 10:09 to play; game went to overtime tied at 80 and UNC won, 93-86, 3/19/22 in Fort Worth, Texas
Led Carolina by 20 or more at halftime: 22 at Duke (25-47), 2/1/25
Led Carolina by 20 or more at halftime in Chapel Hill: 20 by Georgia Tech (27-47), 1/4/20
Led Carolina by 25 or more at halftime: 27 at Miami (22-49), 1/18/22
Led Carolina by 35: Kentucky (63-98), 12/18/21 in Las Vegas
Led Carolina by more than 30: 32 at Duke (45-77), 2/1/25
Led Carolina by more than 35: 36 at Duke (37-73), 3/6/10
Scored more than 15 straight: 16-0 run at Duke, 2/1/25
Scored 17 straight: 17-0 run at Louisville, 2/22/20
Scored 19 straight: 19-0 run by Michigan, 11/28/19 in The Bahamas
Scored first 10 points: UNLV led 0-13, 11/30/20 in Asheville (UNC won, 78-51)

Scored first 14 points: *Miami led 0-14 in Brooklyn, 3/8/18 (UNC won, 82-65)
Outscored UNC by more than 20 in a half: 22 at Duke, 2/1/25 (25-47, 1st half)
Outscored UNC by more than 20 in a half in Chapel Hill: 23 by Ohio State, 12/4/19 (22-45, 2nd half)
Outscored UNC by more than 25 in a half: 27 at Miami, 1/18/22 (22-49, 1st half)
25 fastbreak points: at NC State, 2/19/23
30 fastbreak points: at Wake Forest, 1/22/22
Zero fastbreak points: Pitt, 2/8/25
Committed 30 fouls: Kentucky, 12/19/20 in Cleveland
Player drew 10 fouls: 11 by Chucky Hepburn at Louisville, 1/1/25
Played 50 minutes: 55:03 by Mark Sears, Alabama, 11/27/22 in Portland, Ore. (4 OT)

* ACC Tournament, ^ NCAA Tournament



BOX SCORES: GAMES 1-4



Elon vs North Carolina Game Totals -- Final Statistics November 05, 2024 at Dean Smith Center



Elon 76

No.	Player	S	Pts	FG	3FG	FT	OR	DR	TR	PF	A	TO	Blk	Stl	Min	+	-
00	DORN, NICK	G	17	6-12	5-10	0-1	1	4	5	2	1	0	0	0	30	4	0
03	SIMPKINS, TK	G	14	4-12	2-8	4-4	1	2	1	3	0	1	2	31	-24		
04	SHERRY, SAM	F	15	6-11	2-4	1-2	2	6	8	2	0	5	0	0	25	-20	
10	KING, ANDREW	G	3	1-7	0-1	1-2	1	2	3	1	4	1	0	1	30	-18	
22	VAN KOMEN, MATTHEW	C	0	0-0	0-0	0-0	1	6	7	1	0	2	0	0	18	-6	
01	CAMPBELL, KENDALL	F	0	0-2	0-0	0-0	0	0	1	0	0	0	0	0	0	-14	
02	SIMPKINS, TJ	G	18	6-12	1-3	5-5	2	3	5	1	3	4	1	1	22	8	
12	HARRELL, ISAAC	F	6	2-4	2-2	0-0	0	6	6	1	0	3	0	0	23	-14	
14	CRUMP, BRAYDEN	F	3	1-1	1-1	0-0	1	0	1	2	0	0	1	0	16	14	
	TEAM						1	2	3	0	1						
TOTALS			76	26-61	13-29	11-14	10	30	40	12	11	16	5	4	200		

Shooting By Period

Period	FG	FG%	3FG	3FG%	FT	FT%
1st Half	13-35	37%	8-17	47%	5-6	83%
2nd Half	13-26	50%	5-12	42%	6-8	75%
Game	26-61	42.6%	13-29	44.8%	11-14	78.6%

Last FG: 2nd-00:34
Largest lead: By 2 at
Technical Fouls: None.

North Carolina 90

No.	Player	S	Pts	FG	3FG	FT	OR	DR	TR	PF	A	TO	Blk	Stl	Min	+	-
03	CADEAU, ELLIOT	G	17	4-7	3-4	6-8	1	3	4	1	8	3	2	3	32	28	
04	DAVIS, RJ	G	24	7-19	3-11	7-7	2	5	7	1	7	0	0	2	33	16	
07	TRIMBLE, SETH	G	15	6-12	3-4	0-1	0	2	2	1	3	1	1	2	30	17	
13	WASHINGTON, JALEN	F	8	4-7	0-1	0-0	2	2	4	3	1	1	1	1	21	7	
24	WITHERS, JAE'LYN	F	10	4-10	2-3	0-0	4	6	10	2	1	1	0	1	22	1	
05	TYSON, CADE	F	2	1-6	0-3	0-0	1	1	2	2	0	0	0	0	16	10	
09	POWELL, DRAKE	G	5	2-8	1-2	0-0	0	2	2	1	2	0	1	1	17	2	
11	JACKSON, IAN	G	5	2-7	1-4	0-0	1	0	1	0	0	0	0	0	12	-12	
22	LUBIN, VEN-ALLEN	F	4	2-4	0-0	0-0	4	3	7	2	0	0	2	1	17	1	
	TEAM						3	1	4	0	0						
TOTALS			90	32-80	13-32	13-16	18	25	43	13	22	6	7	11	200		

Shooting By Period

Period	FG	FG%	3FG	3FG%	FT	FT%
1st Half	18-46	39%	8-18	44%	7-9	78%
2nd Half	14-34	41%	5-14	36%	6-7	86%
Game	32-80	40.0%	13-32	40.6%	13-16	81.3%

Last FG: 2nd-00:07
Largest lead: By 16 at
Technical Fouls: None.

Game Notes:
Officials: Roger Ayers, Trey Styons, Michael Kirts
Attendance: 17242

Start Time: 02:00 AM

Score	1st	2nd	TOT	Points	EU	UNC
UNC	39	37	76	In the Paint	22	34
UNC	51	39	90	Off Turns	9	13
				2nd Chance	8	22
				Fast Break	7	18
				Bench	27	16
				Per Poss	1.041	1.216
					32/73	39/74

EU led for 2:16. UNC led for 36:28.
Game was tied for 0:0.
Times tied: 3
Lead Changes: 8



North Carolina at Kansas 11/05/24 Allen Fieldhouse, Lawrence, 2024-25 Men's Basketball

Game Duration: 2:13
Attendance: 15,300

Officials: Kipp Kissingir, Doug Simons, Marques Pettigrew

North Carolina - 89

No.	Name	S	Pts	FG	3P	FT	Rebounds	Fouls	TP	AS	TO	ST	Blocks	BS	BA	+	-		
13	Jalen Washington	F	17	3-9	0-1	1-2	3	6	9	4	1	7	1	1	0	1	0	6	
24	Jae'Lyn Wilhens	F	23	4-6	3-5	0-0	0	9	9	3	1	11	0	1	1	0	0	9	
3	Elliott Cadeau	G	32	3-11	0-3	6-6	0	2	2	3	4	12	7	2	1	0	1	5	
4	RJ Davis	G	36	5-15	1-7	9-11	0	1	1	0	7	16	4	1	0	1	0	-2	
7	Seth Trimble	G	32	4-9	1-1	1-3	8-8	1	3	4	1	6	19	0	1	0	0	2	5
9	Drake Powell	G	20	0-6	0-2	0-0	0	4	4	0	0	2	0	0	0	0	1	0	-16
11	Ian Jackson	G	15	2-6	3-4	2-2	2	2	2	1	1	1	0	1	1	0	1	0	-10
22	Ven-Allen Lubin	G	14	2-3	4-4	0-0	2	2	1	2	3	5	2	1	0	1	0	0	-8
5	Cade Tyson	F	01	0-3	0-1	0-0	0	0	0	0	0	0	0	0	0	0	0	0	-1
0	Ty'haun Claude	F	03	0-1	0-0	0-0	1	2	3	3	0	0	0	0	1	0	0	0	-1
2	James Brown	F	01	0-1	0-0	0-0	2	0	2	0	2	0	0	0	0	0	0	0	3
	TEAM						1	0	1	0	0	0	0	2					
TOTALS			27-63	7-23	28-31	10	30	40	21	21	89	13	11	2	5	4	-3		

Shooting By Period	1st FG%	11-31	35.5%
3PT%	3-11	27.3%	
FT%	13-14	92.9%	
2nd FG%	16-32	50.0%	
3PT%	4-12	33.3%	
FT%	15-17	88.2%	
GM FG%	27-63	42.9%	
3PT%	7-23	30.4%	
FT%	28-31	90.3%	

Dead Ball Rebounds: 2.1

Kansas - 92

No.	Name	S	Pts	FG	3P	FT	Rebounds	Fouls	TP	AS	TO	ST	Blocks	BS	BA	+	-		
24	KJ Adams, Jr.	F	37	10-20	7-13	0-0	0	2	0	2	2	1	14	2	0	0	1	5	
1	Hunter Dickinson	C	29	0-4	7-15	0-2	6-9	1	9	10	4	8	20	3	0	0	1	0	-3
3	Dajuan Harris Jr.	G	29	11-11	5-8	0-0	0	0	2	0	2	4	10	3	2	2	0	2	7
6	Rylan Griffen	G	16	3-3	2-5	2-4	0-0	1	1	2	2	6	0	0	0	2	0	0	0
8	David Coit	G	19	3-4	0-4	0-3	0-0	0	4	4	3	0	3	1	0	0	0	0	-9
8	Zekie Mayo	F	29	5-9	7-14	3-9	4-4	0	5	5	2	4	21	4	1	0	0	0	6
2	AJ Storr	F	27	4-9	1-3	0-0	0	2	2	2	1	13	3	0	1	0	1	5	
40	Floxy Bidunga	G	10	5-6	3-4	0-0	2-4	4	4	8	1	2	8	0	0	0	1	1	8
4	Rakease Passmore	G	00	0-0	0-0	0-0	0	0	0	0	0	0	0	0	0	0	0	0	-2
	TEAM						3	2	5	0	0	0	0	0					
TOTALS			37-76	6-21	12-17	12	27	39	21	21	92	18	4	3	4	5	3		

Shooting By Period	1st FG%	22-37	59.5%
3PT%	4-10	40.0%	
FT%	5-9	55.6%	
2nd FG%	15-39	38.5%	
3PT%	2-11	18.2%	
FT%	7-8	87.5%	
GM FG%	37-76	48.7%	
3PT%	6-21	28.6%	
FT%	12-17	70.6%	

Dead Ball Rebounds: 1.0

UNC KAN

Biggest lead	5 (1st 17:31)	20 (1st 1:43)	Points from	UNC	KAN	Period	1st	2nd	TOT
Best Scoring Run	9 (2nd 8:51)	10 (1st 1:43)	Turnovers	2	16				
Lead Changes	6		Paint	32	50	UNC	38	51	89
Times Tied	5		Second Chance	8	14				
Time with Lead	07:25	30:33	Fast Breaks	17	13	KAN	53	39	92
			Bench	24	42				

American vs North Carolina Game Totals -- Final Statistics November 16, 2024 at Dean Smith Center



American 55

No.	Player	S	Pts	FG	3FG	FT	OR	DR	TR	PF	A	TO	Blk	Stl	Min	+	-	
03	SMALLS, COLIN	G	3	1-6	1-3	0-0	0	0	0	3	0	0	0	0	26	-25		
12	SPOUSE, GEOFF	G	2	1-7	0-5	0-0	0	2	4	2	0	3	0	1	19	-32		
15	ROGERS, MATT	F	15	5-13	2-6	3-4	2	5	7	3	0	1	0	1	25	-26		
23	JONES, GREG	F	6	3-5	0-2	0-0	0	1	1	4	0	3	1	0	22	-30		
33	MAYOCK, MATT	F	3	1-6	1-6	0-0	0	3	3	1	0	0	0	0	24	-40		
01	STEPHENS, ELIJAH	G	12	5-13	2-4	0-0	1	2	3	2	2	4	0	1	26	-14		
04	BALL, LINCOLN	G	4	1-1	0-0	2-2	1	1	2	2	2	0	0	0	18	-12		
05	DANIELS, ALEX	G	0	0-2	0-0	0-0	0	0	0	0	0	0	0	0	0	0	0	-9
07	NAUSADIS, WYATT	G	2	0-3	0-2	2-2	0	0	0	3	1	0	0	0	14	-32		
10	SAMUELS, ADRIAN	G	2	0-1	0-1	2-2	0	2	2	0	0	0	0	0	3	-5		
21	JONES, NOAH	F	0	0-0	0-0	0-0	0	0	0	0	0	0	0	0	0	0	0	-5
25	MICHAELS, ERIC	F	3	1-2	0-0	1-1	0	0	0	1	0	0	0	0	8	-2		
32	ITURBE, JULEN	F	3	1-3	1-2	0-0	0	0	0	0	0	0	0	0	1	0	0	-20
45	WHITTAKER, MASON	F	0	0-1	0-0	0-0	0	0	0	0	0	0	0	0	0	2	-5	
	TEAM						1	0	1									



BOX SCORES: GAMES 5-8



Dayton at North Carolina
11/25/24 Lahaina Civic Center, Lahaina
2024-25 Men's Basketball

Game Duration: 2:22
Attendance: 2,400

Dayton - 90

Record: 5-1

NO.	Name	Min	FG	3P	FT	Rebounds	Fouls	TP	AS	TO	ST	Blocks	+	-
			M/A	M/A	M/A	OR DR TOT	PF FD					BS BA		
2	Nate Santos	F 32:59	5-12	2-6	3-3	0 5 5	4 2 15	2	3	0	0	1	3	-
23	Zed Key	F 20:23	4-8	0-1	2-2	1 1 2	5 4 10	1	1	1	0	0	0	-19
0	Javon Bennett	G 34:07	3-9	3-6	0-0	4 4 4	5 4 9	4	0	1	0	0	0	4
6	Enoch Cheeks	G 30:52	4-11	3-8	0-0	4 4 8	3 0 11	1	0	2	1	0	0	-18
11	Malachi Smith	G 21:47	4-12	2-2	2-5	0 1 1	4 5 12	2	2	1	0	0	3	-22
5	Posh Alexander	23:47	4-9	0-2	3-3	1 0 1	2 2 11	6	2	1	0	0	0	16
10	Hamad Mousa	09:49	1-1	1-1	0-0	0 1 1	1 0 3	2	0	1	0	0	0	13
29	Amal L'Etiang	12:05	4-8	3-6	2-2	0 2 2	3 1 13	0	1	0	0	0	0	9
3	Jaiun Simon	07:01	1-2	0-0	0-0	1 1 2	0 2 4	2	1	0	0	0	0	1
13	Isaac Jack	07:10	2-2	0-0	0-0	1 2 3	0 2 4	0	0	0	0	0	0	9
Team						5 1 6	0 1 1	0	1	0	0	0	0	0
Totals			32-74	14-32	12-15	13 22 35	27 20 90	19	10	6	1	4	-2	

Officials: Eric Curry, Jermel Spearman, Brent Hampton

Shooting By Period	
1st	2nd
FG% 19-37 51.4%	FG% 7-18 38.9%
3PT% 7-18 38.9%	3PT% 6-8 75%
FT% 6-8 75%	FT% 13-37 35.1%
GM FG% 32-74 43.2%	GM FG% 7-14 50.0%
FT% 6-7 85.7%	FT% 14-32 43.8%
GM FT% 12-15 80.0%	GM FT% 14-32 43.8%

Dead Ball Rebounds: 2 0

Technical Fouls: NONE

North Carolina - 92

Record: 4-1

NO.	Name	Min	FG	3P	FT	Rebounds	Fouls	TP	AS	TO	ST	Blocks	+	-
			M/A	M/A	M/A	OR DR TOT	PF FD					BS BA		
13	Jalen Washington	F 23:50	4-6	0-0	1-3	2 3 5	2 2 9	0	2	0	2	0	2	2
24	JaeLyn Withers	F 19:08	0-2	0-1	3-5	0 3 3	1 4 3	0	1	1	0	0	0	-8
3	Eliot Cadeau	G 32:14	2-4	0-1	6-8	0 3 3	4 6 10	5	6	1	1	0	0	-10
4	RJ Davis	G 35:58	8-19	4-10	10-11	2 5 7	4 9 30	5	4	1	0	0	0	9
7	Soth Trimble	G 33:22	10-14	2-5	5-5	3 7 10	4 5 27	1	1	0	1	1	1	11
22	Ven-Allen Lubin	08:18	0-0	0-0	0-0	0 1 1	1 0 0	0	1	0	0	0	0	7
9	Drake Powell	22:38	2-2	2-2	0-0	0 4 4	1 0 6	0	0	2	0	0	0	-1
11	Ian Jackson	18:24	2-6	1-3	0-0	0 1 1	0 0 5	0	0	0	0	0	0	-5
2	James Brown	02:59	0-0	0-0	0-0	1 1 2	0 0 0	0	0	0	0	0	0	-1
5	Cade Tyson	03:07	0-1	0-1	2-2	1 0 1	1 1 2	0	0	1	0	0	0	-1
0	Tyzaun Claude	00:02	0-0	0-0	0-0	0 0 0	0 0 0	0	0	0	0	0	0	0
Team						0 1 1	0 0 0	0	0	0	0	0	0	0
Totals			28-54	9-23	27-34	8 29 37	20 27 92	11	15	6	4	1	2	

Technical Fouls: NONE

Shooting By Period	
1st	2nd
FG% 9-22 40.9%	FG% 2-11 18.2%
3PT% 1-11 9.1%	3PT% 13-18 72.2%
FT% 10-11 90.9%	FT% 19-32 59.4%
GM FG% 28-54 51.9%	GM FG% 7-12 58.3%
FT% 14-16 87.5%	FT% 14-16 87.5%
GM FT% 28-54 51.9%	GM FT% 9-23 39.1%
FT% 27-34 79.4%	FT% 27-34 79.4%

Dead Ball Rebounds: 3 1

DAY		UNC		Points from Turnovers		DAY		UNC		Period by Period Scoring		
1st	2nd	1st	2nd	1st	2nd	1st	2nd	1st	2nd	TOT	TOT	TOT
21 (2 nd 17:46)	4 (1 st 15:42)	32	36	51	39	90	33	59	92			
11 (1 st 6:30)	8 (2 nd 9:52)	16	18	33	13	33	13	33	13	51	39	90
4	10	13	15	33	13	33	13	33	13	51	39	90
30:37	08:04	13	15	33	13	33	13	33	13	51	39	90

Auburn vs North Carolina
Game Totals -- Final Statistics
November 26, 2024 at Lahaina Civic Center - Lahaina, HI



Auburn 85

No.	Player	S	Pts	FG	3FG	FT	OR	DR	TR	PF	A	TO	Blk	Stl	Min	+	-
02	JONES, DENVER	G	10	2-9	2-5	4-6	0	0	0	4	3	3	0	2	29	3	3
04	BROOME, JOHNI	C	23	9-18	2-4	3-4	6	13	19	1	5	2	3	0	34	17	15
10	BAKER-MAZARA, CHAD	F	14	4-8	2-6	4-4	1	6	7	3	0	0	0	1	28	15	17
13	KELLY, MILES	G	15	5-10	3-7	2-2	0	2	2	3	0	0	0	0	21	13	13
44	CARDWELL, DYLAN	C	2	1-2	0-0	0-0	0	1	1	4	0	0	0	2	10	6	10
00	PETTIFORD, TAHAAD	G	10	4-10	2-5	0-0	0	2	2	2	3	1	0	1	20	3	3
01	PEGUES, JAP	G	0	0-2	0-2	0-0	0	1	1	2	1	0	0	0	12	3	0
05	MOORE, CHRIS	F	0	0-0	0-0	0-0	1	1	2	1	0	0	0	0	2	12	0
31	JOHNSON, CHANEY	F	11	5-10	0-1	1-1	3	5	8	3	3	1	2	0	33	5	3
TEAM							0	0	0	0	0	0	0	1			
TOTALS			85	30-69	11-30	14-17	11	31	42	22	15	8	7	7	199		

Shooting By Period		FG		FG%		3FG		3FG%		FT		FT%		Deadball Rebounds: 1 0	
1st	2nd	FG	FG%	3FG	3FG%	FT	FT%	FG	FG%	3FG	3FG%	FT	FT%	1st	2nd
1st Half	16-37	43%	5-15	33%	3-4	75%	Biggest Run: 9-0								
2nd Half	14-32	44%	6-15	40%	11-13	85%	Largest lead: By 19 at 2nd-08:05								
Game	30-69	43.5%	11-30	36.7%	14-17	82.4%	Technical Fouls: None.								

North Carolina 72

No.	Player	S	Pts	FG	3FG	FT	OR	DR	TR	PF	A	TO	Blk	Stl	Min	+	-
03	CADEAU, ELLIOT	G	10	5-15	0-0	0-1	2	4	6	4	3	2	0	1	30	-16	10
04	DAVIS, RJ	G	12	5-11	1-4	1-1	0	5	5	1	1	1	0	0	36	-14	14
07	TRIMBLE, SETH	G	17	7-13	3-6	0-2	0	1	1	3	1	3	0	1	34	-8	8
13	WASHINGTON, JALEN	F	2	1-4	0-0	0-2	0	2	2	2	0	3	1	0	17	-15	15
24	WITHERS, JAE'LYN	F	10	4-14	1-2	7-8	1	6	7	1	0	0	0	0	19	-19	19
05	TYSON, CADE	F	0	0-0	0-0	0-1	0	1	1	2	0	0	0	0	1	-4	4
09	POWELL, DRAKE	G	2	1-2	0-1	0-0	0	1	1	0	2	0	0	0	1	20	9
11	JACKSON, IAN	G	9	3-7	1-3	2-2	0	3	3	1	0	0	0	0	17	0	0
22	LUBIN, VEN-ALLEN	F	10	4-6	0-0	2-2	4	5	9	2	0	1	1	0	23	2	2
TEAM							0	1	1	0	0	0	0	0			
TOTALS			72	27-62	6-16	12-19	7	29	36	16	7	10	2	3	199		

Shooting By Period		FG		FG%		3FG		3FG%		FT		FT%		Deadball Rebounds: 4 1	
1st	2nd	FG	FG%	3FG	3FG%	FT	FT%	FG	FG%	3FG	3FG%	FT	FT%	1st	2nd
1st Half	13-30	43%	2-5	33%	4-6	67%	Biggest Run: 11-0								
2nd Half	14-32	44%	4-10	40%	8-13	62%	Largest lead: By 0 at -								
Game	27-62	43.5%	6-16	37.5%	12-19	63.2%	Technical Fouls: None.								

Game Notes:		Score		1st		2nd		TOT		Points		AUB		UNC	
Officials:	Marquis Pettigrew, Steven Anderson, Scott Brown	AUB	UNC	40	45	85	32	40	72	In the Paint	32	36	Off Turns	15	6
Attendance:	2400	UNC	32	40	72	2nd Chance	12	12	Fast Break	11	15	Bench	21	21	
Start Time:	11:35 PM ET	Game was tied for 0:24.	AUB led for 39:15. UNC led for 0:00.	Game was tied for 0:24.	Game was tied for 0:24.	Technical Fouls: None.	11:07	13:03	Per Poss	37/71	34/70				
End Time:	01:41 AM ET	Game was tied for 0:24.	Game was tied for 0:24.	Game was tied for 0:24.	Game was tied for 0:24.	Technical Fouls: None.									
Game Duration:	2:05	Game was tied for 0:24.	Game was tied for 0:24.	Game was tied for 0:24.	Game was tied for 0:24.	Technical Fouls: None.									
Neutral Court:		Game was tied for 0:24.	Game was tied for 0:24.	Game was tied for 0:24.	Game was tied for 0:24.	Technical Fouls: None.									

Michigan St. vs North Carolina

Game Totals -- Final Statistics
November 27, 2024 at Lahaina Civic Center - Lahaina, HI



Michigan St. 94

No.	Player	S	Pts	FG	3FG	FT	OR	DR	TR	PF	A	TO	Blk	Stl	Min	+	-
00	KOHLER, JAXON	F	3	1-7	0-2	1-2	0	5	5	1	0	0	0	0	13		
01	FEARS JR., JEREMY	G	13	2-6	0-0	9-11	0	4	4	2	6	2	0	2	32		
03	AKINS, JADEN	G	14	6-13	0-3	2-2	0	3	3	5	1	2	1	0	35		
05	HOLLOMAN, TRE	G	19	5-9	3-6	6-6	0	2	2	3	7	2	0	3	36		
10	ZAPALA, SZYMON	C	0	0-0	0-0	0-0	1	1	2	0	0	1	0	0	8		
02	TENG, KUR	G	0	0-2	0-2	0-0	0	0	0	1	0	0	0	0	3		
08	FIDLER, FRANKIE	F	13	5-6	1-2	2-2	0	3	3	2	1	1	0	1	27		
15	COOPER, CARSON	F	6	3-3	0-0	0-1	1	1	2	1	1	0	1	0	16		
34	BOOKER, XAVIER	F	12	5-7	0-1	2-2	3	4	7	2	2	1	0	1	25		
55	CARR, COEN	F	14	6-8	0-0	2-5	2	5	7	2	0	0	1	1	32		
TEAM							1	1	2	0	0	0	0	0			
TOTALS			94	33-61	4-16	24-31	8	29	37	19	16	12	4	7	225		

Shooting By Period		FG		FG%		3FG		3FG%		FT		FT%		Deadball Rebounds: 3 0	
1st	2nd	FG	FG%	3FG	3FG%	FT	FT%	FG	FG%	3FG	3FG%	FT	FT%	1st	2nd</



BOX SCORES: GAMES 9-12



Georgia Tech vs North Carolina Game Totals -- Final Statistics December 07, 2024 at Dean Smith Center



Georgia Tech 65

No.	Player	S	Pts	FG	3FG	FT	OR	DR	TR	PF	A	TO	Blk	Stl	Min	+	-
00	TERRY, LANCE	G	22	5-19	5-13	7-8	1	3	4	2	2	0	1	38	-2		
01	GEORGE, NAITHAN	G	12	4-14	2-6	2-2	1	7	8	1	3	5	1	2	39	-4	
09	O'BRIEN, LUKE	G	0	0-2	0-2	0-0	0	0	0	3	0	1	0	0	13	-7	
11	NDONGO, BAYE	F	19	7-13	0-1	5-10	3	9	12	2	1	1	1	0	35	1	
45	ONWUCHEKWA, DORYAN	C	3	1-5	1-2	0-0	1	3	4	4	1	0	1	0	19	5	
03	MUSTAF, JAEDEN	G	6	2-7	0-1	2-2	2	2	4	4	1	4	0	0	32	3	
30	SQUARE, IBRAHIM	F	0	0-0	0-0	0-0	0	0	0	0	0	0	0	0	3	-4	
31	POWELL, DUNCAN	F	3	1-4	0-2	1-2	1	1	2	2	0	1	1	2	21	-8	
	TEAM						2	1	3	0							
	TOTALS		65	20-64	8-27	17-24	11	26	37	20	8	14	4	5	200		

Shooting By Period	FG	FG%	3FG	3FG%	FT	FT%	Deadball Rebounds: 2.0
1st Half	12-35	34%	4-11	36%	2-4	50%	2-2
2nd Half	8-29	28%	4-16	25%	15-20	75%	2-2
Game	20-64	31.3%	8-27	29.6%	17-24	70.8%	4-4

North Carolina 68

No.	Player	S	Pts	FG	3FG	FT	OR	DR	TR	PF	A	TO	Blk	Stl	Min	+	-
03	CADEAU, ELLIOT	G	9	4-13	1-6	0-0	1	5	6	2	4	7	1	3	28	8	
04	DAVIS, RJ	G	16	5-15	2-8	4-5	1	6	7	3	3	2	0	2	38	2	
07	TRIMBLE, SETH	G	19	5-6	1-1	8-9	3	4	7	2	0	0	0	4	34	9	
09	POWELL, DRAKE	G	0	0-2	0-2	0-0	0	1	1	2	1	2	0	0	15	-7	
22	LUBIN, VEN-ALLEN	F	5	2-2	0-0	1-3	2	6	8	5	0	1	1	1	16	3	
02	BROWN, JAMES	F	0	0-0	0-0	0-0	0	0	0	0	0	0	0	0	1	-4	
05	TYSON, CADE	F	0	0-0	0-1	0-0	0	0	0	0	0	0	0	0	5	9	
11	JACKSON, IAN	G	15	5-14	1-4	4-4	1	1	2	1	1	1	0	0	27	-2	
13	WASHINGTON, JALEN	F	2	1-2	0-0	0-0	1	5	6	1	0	2	0	1	10	6	
24	WITHERS, JAE'LYN	F	2	1-4	0-2	0-0	0	6	6	2	1	3	0	0	12	-9	
	TEAM						4	1	5	0							
	TOTALS		68	23-59	5-24	17-21	13	35	48	18	10	18	2	11	200		

Shooting By Period	FG	FG%	3FG	3FG%	FT	FT%	Deadball Rebounds: 2.0
1st Half	12-27	44%	3-13	23%	4-6	67%	2-2
2nd Half	11-32	34%	2-11	18%	13-15	87%	2-2
Game	23-59	39.0%	5-24	20.8%	17-21	81.0%	4-4

Game Notes:	Score	1st	2nd	TOT	Points	GT	UNC
Officials: Ron Groover, Jeffery Clark, Jemel Spearman Attendance: 19020	GT	30	35	65	In the Paint	22	34
Start Time: 07:00 PM Conference Game	UNC	31	37	68	Off Turns	15	17
					2nd Chance	15	11
					Fast Break	5	16
					Bench	9	19
					Per Poss	0.844	0.844
						29/77	32/72

Game Notes:	Score	1st	2nd	TOT	Points	LAS	UNC
Officials: Ron Groover, Jeffery Clark, Jemel Spearman Attendance: 19020	LAS	25	42	67	In the Paint	20	50
Start Time: 07:00 PM Conference Game	UNC	42	51	93	Off Turns	5	16
					2nd Chance	7	11
					Fast Break	6	16
					Bench	36	49
					Per Poss	0.893	1.240
						28/75	42/75

Florida vs North Carolina Game Totals -- Final Statistics December 17, 2024 at Spectrum Center - Charlotte, NC



Florida 90

No.	Player	S	Pts	FG	3FG	FT	OR	DR	TR	PF	A	TO	Blk	Stl	Min	+	-
01	CLAYTON JR., WALTER	G	12	4-15	1-7	3-4	1	5	6	3	2	4	0	0	33	4	
05	RICHARD, WILL	G	22	8-10	3-5	3-4	2	4	6	3	1	2	0	2	36	10	
09	CHINYELU, RUEBEN	C	4	2-6	0-0	0-0	4	5	9	2	0	1	0	2	22	-17	
15	MARTIN, ALIJAH	G	19	5-17	2-12	7-9	2	3	5	2	4	4	0	1	36	6	
21	CONDON, ALEX	F	9	2-4	2-3	3-4	3	7	10	2	5	3	3	0	30	4	
04	ALEXIS, SAM	F	3	1-2	0-1	1-2	0	0	0	2	0	1	0	1	6	2	
10	HAUGH, THOMAS	F	9	3-5	1-2	2-4	2	4	6	4	0	0	0	1	20	22	
11	ABERDEEN, DENZEL	G	12	5-6	2-2	0-0	0	1	1	2	2	2	0	0	16	-1	
	TEAM						2	1	3	0							
	TOTALS		90	30-65	11-32	19-27	16	30	46	20	14	17	3	7	200		

Shooting By Period	FG	FG%	3FG	3FG%	FT	FT%	Deadball Rebounds: 3.0
1st Half	18-34	53%	7-17	41%	3-7	43%	2-2
2nd Half	12-31	39%	4-15	27%	16-20	80%	2-2
Game	30-65	46.2%	11-32	34.4%	19-27	70.4%	4-4

North Carolina 84

No.	Player	S	Pts	FG	3FG	FT	OR	DR	TR	PF	A	TO	Blk	Stl	Min	+	-
03	CADEAU, ELLIOT	G	11	5-12	1-5	0-1	0	1	1	4	7	4	0	1	31	-10	
04	DAVIS, RJ	G	29	10-19	3-11	6-7	0	8	8	1	2	0	0	4	36	4	
07	TRIMBLE, SETH	G	11	4-10	0-2	3-3	4	3	7	4	0	0	0	3	34	-6	
09	POWELL, DRAKE	G	2	1-5	0-2	0-0	0	1	1	1	0	1	1	2	13	0	
22	LUBIN, VEN-ALLEN	F	7	3-4	0-0	1-3	1	3	4	3	0	0	1	1	23	0	
00	CLAUDE, TYZHAUN	F	1	0-0	0-0	1-2	1	0	1	1	0	0	0	0	2	-6	
05	TYSON, CADE	F	0	0-3	0-2	0-0	0	2	2	1	0	0	0	0	15	5	
11	JACKSON, IAN	G	11	5-9	1-4	0-0	0	1	1	3	0	2	0	0	22	-12	
13	WASHINGTON, JALEN	F	7	3-6	0-0	1-2	1	2	3	2	0	0	0	0	15	0	
24	WITHERS, JAE'LYN	F	5	2-4	0-2	1-1	1	1	2	2	1	1	0	0	10	-5	
	TEAM						5	1	6	0							
	TOTALS		84	33-72	5-28	13-19	13	23	36	23	10	10	2	11	200		

Shooting By Period	FG	FG%	3FG	3FG%	FT	FT%	Deadball Rebounds: 2.1
1st Half	11-37	30%	2-16	13%	10-13	77%	2-2
2nd Half	22-35	63%	3-12	25%	3-6	50%	2-2
Game	33-72	45.8%	5-28	17.9%	13-19	68.4%	4-4

Game Notes:	Score	1st	2nd	TOT	Points	UF	UNC
Officials: Ron Groover, Doug Shows, Matt Potter	UF	46	44	90	In the Paint	38	48
Start Time: 07:02 PM ET End Time: 09:59 PM ET Game Duration: 2:07 Neutral Court	UNC	34	50	84	Off Turns	9	24
					2nd Chance	23	14
					Fast Break	9	16
					Bench	24	24
					Per Poss	1.169	1.063
						40/77	40/79

La Salle vs North Carolina Game Totals -- Final Statistics December 14, 2024 at Dean Smith Center



La Salle 67

No.	Player	S	Pts	FG	3FG	FT	OR	DR	TR	PF	A	TO	Blk	Stl	Min	+	-
00	MARRERO, ANDRES	G	0	0-4	0-3	0-0	0	4	4	1	3	1	0	1	21	-8	
01	WHITE, JAHILIL	G	5	2-7	1-2	0-0	0	4	5	4	2	2	0	0	19	-15	
02	MCKEITHAN, COREY	G	8	3-10	0-4	2-2	0	1	1	3	3	1	0	0	25	-17	
13	SHEPHERD, DASHON	G	2	0-7	0-0	2-2	0	2	1	3	1	0	1	0	0	26	-22
14	LILLEY, DEMETRIUS	F	16	6-12	4-8	0-2	1	5	6	2	0	1	0	0	22	-21	
03	ACKER, ERIC	G	13	5-10	3-6	0-2	1	1	2	0	1	2	0	1	22	-10	
07	ZAN, RYAN	F	3	1-2	1-1	0-0	2	0	2	0	2	0	0	0	0	4	2
21	ETIEN																



BOX SCORES: GAMES 13-16



Campbell vs North Carolina Game Totals -- Final Statistics December 30, 2024 at Dean Smith Center



Campbell 81

No.	Player	S	Pts	FG	3FG	FT	OR	DR	TR	PF	A	TO	Bk	Stl	Min	±
02	DUGGAN, COLBY	F	32	11-18	5-9	5-7	3	0	3	3	4	3	0	0	33	-8
07	GREGORY, CAM	G	14	6-13	1-3	1-2	0	4	4	3	1	2	0	1	35	-8
13	SINANI, JASIN	G	15	4-8	2-5	5-5	0	0	0	4	2	1	0	0	30	-8
14	ZURLIENE, CALEB	F	7	3-12	1-4	0-0	1	4	5	3	2	0	0	0	12	-8
21	DORSEY, NOLAN	G	2	1-4	0-2	0-2	2	4	6	2	4	0	1	0	30	-28
00	MOKSECKAS, GEDIMINAS	G	0	0-0	0-0	0-0	0	0	0	0	0	0	0	0	7	-3
01	COOK, TASSOS	G	0	0-2	0-0	0-0	0	2	2	1	1	0	0	0	13	-9
06	GUDMUNDSSON, BRAGI	G	9	2-2	1-1	4-4	0	0	0	1	1	0	1	0	11	8
12	YAW, ISRAEL	F	2	1-1	0-0	0-0	0	0	0	0	0	1	0	0	6	-6
23	VAN DER HEIJDEN, ERIC	F	0	0-3	0-1	0-0	2	1	3	1	0	0	0	0	6	-10
	TEAM						1	2	2	0	0					
TOTALS			81	28-63	10-25	15-20	9	16	25	18	15	7	2	2	200	

Shooting By Period	FG	FG%	3FG	3FG%	FT	FT%	Last FG: 2nd-00:07
1st Half	11-35	31%	4-16	25%	3-3	100%	Largest lead: By 2 at
2nd Half	17-28	61%	6-9	67%	12-17	71%	Technical Fouls: None.
Game	28-63	44.4%	10-25	40.0%	15-20	75.0%	

North Carolina 97

No.	Player	S	Pts	FG	3FG	FT	OR	DR	TR	PF	A	TO	Bk	Stl	Min	±
03	CADEAU, ELLIOT	G	12	6-11	0-2	0-0	1	2	3	3	12	3	0	1	34	10
04	DAVIS, RJ	G	23	7-13	5-10	4-5	0	4	4	1	5	2	0	0	35	15
09	POWELL, DRAKE	F	12	4-5	2-3	2-2	0	3	3	4	2	0	0	0	30	13
11	JACKSON, IAN	G	26	9-16	3-8	5-7	0	5	5	1	1	0	0	0	36	17
13	WASHINGTON, JALEN	F	10	5-7	0-0	0-0	2	3	5	2	0	1	1	0	14	14
00	CLAUDE, TYZHAUN	F	2	1-1	0-0	0-0	0	1	1	0	0	0	0	0	10	5
02	BROWN, JAMES	F	3	1-1	0-0	1-2	2	0	2	3	0	0	0	0	4	-8
05	TYSON, CADE	F	3	1-5	0-4	1-2	1	2	3	2	0	0	0	0	18	10
14	HAWKINS, RUSSELL	G	0	0-0	0-0	0-0	0	0	0	0	0	0	0	0	0	-2
15	HOLBROOK, JOHN	F	0	0-0	0-0	0-0	0	0	0	0	0	0	0	0	0	-2
22	LUBIN, VEN-ALLEN	F	2	1-1	0-0	0-0	0	1	1	0	0	0	0	2	7	6
24	WITHERS, JAE'LYN	F	4	1-3	0-1	2-2	2	5	7	1	0	0	0	1	10	4
30	MAYO JR., DANTE	G	0	0-0	0-0	0-0	0	0	0	0	0	0	0	0	1	-2
	TEAM						0	3	3	0	1					
TOTALS			97	36-63	10-28	15-20	8	29	37	18	20	7	3	3	200	

Shooting By Period	FG	FG%	3FG	3FG%	FT	FT%	Last FG: 2nd-01:19
1st Half	16-31	52%	4-17	24%	4-8	50%	Largest lead: By 29 at
2nd Half	20-32	63%	6-11	55%	11-12	92%	Technical Fouls: None.
Game	36-63	57.1%	10-28	35.7%	15-20	75.0%	

Game Notes:	Score	1st	2nd	TOT	Points	CU	UNC
Officials: Lee Cassell, Bert Smith, Brent Hampton Attendance: 19999 Start Time: 01:00 AM	UNC	29	52	81	In the Paint	30	48
	UNC	40	57	97	Off Turns	12	7
					2nd Chance	8	7
					Fast Break	7	7
					Bench	11	14
					Per Poss	1.174	1.386
						3669	4470

Start Time: 01:00 AM

Game was tied for 0:0.

Times tied: 3

Lead Changes: 4

CU led for 0:51. UNC led for 37:31.

Game was tied for 0:0.

Times tied: 3

Lead Changes: 4

Per Poss

1.174 1.386

3669 4470

Per Poss

1.174 1.386

3669 4470

Per Poss

1.174 1.386

3669 4470

Per Poss

1.174 1.386

3669 4470

Per Poss

1.174 1.386

3669 4470

Per Poss

1.174 1.386

3669 4470

Per Poss

1.174 1.386

3669 4470

Per Poss

1.174 1.386

3669 4470

Per Poss

1.174 1.386

3669 4470

Per Poss

1.174 1.386

3669 4470

Per Poss

1.174 1.386

3669 4470

Per Poss

1.174 1.386

3669 4470

Per Poss

1.174 1.386

3669 4470

Per Poss

1.174 1.386

3669 4470

Per Poss

1.174 1.386

3669 4470

Per Poss

1.174 1.386

3669 4470

Per Poss

1.174 1.386

3669 4470

Per Poss

1.174 1.386

3669 4470

Per Poss

1.174 1.386

3669 4470

Per Poss

1.174 1.386

3669 4470

Per Poss

1.174 1.386

3669 4470

Per Poss

1.174 1.386

3669 4470

Per Poss

1.174 1.386

3669 4470

Per Poss

1.174 1.386

3669 4470

Per Poss

1.174 1.386

3669 4470

Per Poss

1.174 1.386

3669 4470

Per Poss

1.174 1.386

3669 4470

Per Poss

1.174 1.386

3669 4470

Per Poss

1.174 1.386

3669 4470

Per Poss

1.174 1.386

3669 4470

Per Poss

1.174 1.386

3669 4470

Per Poss

1.174 1.386

3669 4470

Per Poss

1.174 1.386

3669 4470

Per Poss

1.174 1.386

3669 4470

Per Poss

1.174 1.386

3669 4470

Per Poss

1.174 1.386

3669 4470

Per Poss

1.174 1.386

3669 4470

Per Poss

1.174 1.386

3669 4470

Per Poss

1.174 1.386

3669 4470

Per Poss

1.174 1.386

3669 4470

Per Poss

1.174 1.386

3669 4470

Per Poss

1.174 1.386

3669 4470

Per Poss

1.174 1.386

3669 4470

Per Poss

1.174 1.386

3669 4470

Per Poss

1.174 1.386

3669 4470

Per Poss

1.174 1.386

3669 4470

Per Poss

1.174 1.386

3669 4470

Per Poss

1.174 1.386

3669 4470

Per Poss

1.174 1.386

3669 4470

Per Poss

1.174 1.386

3669 4470

Per Poss

1.174 1.386

3669 4470



BOX SCORES: GAMES 17-20



North Carolina vs NC State Game Totals -- Final Statistics January 11, 2025 at Lenovo Center



North Carolina 63

No.	Player	S	Pts	FG	3FG	FT	OR	DR	TR	PF	A	TO	Blk	Stl	Min	+/
03	CADEAU, ELLIOT	G	4	2-9	0-3	0-0	0	2	2	2	11	3	0	1	29	3
04	DAVIS, RJ	G	11	5-13	1-3	0-0	0	2	2	1	2	3	0	0	36	0
09	POWELL, DRAKE	G	8	3-7	1-3	1-2	1	2	3	2	1	0	1	1	34	8
11	JACKSON, IAN	G	21	8-15	5-8	0-0	1	1	2	3	1	1	0	1	32	-4
13	WASHINGTON, JALEN	F	11	4-6	0-1	3-4	6	6	12	2	1	2	3	0	27	0
07	TRIMBLE, SETH	G	4	2-6	0-1	0-0	1	4	5	0	1	2	0	2	25	3
22	LUBIN, VEN-ALLEN	F	4	2-4	0-0	0-2	2	7	9	0	0	1	1	0	13	2
24	WITHERS, JAE'LYN	F	0	0-0	0-0	0-0	0	2	2	0	0	0	0	0	4	-2
TEAM							2	1	3	0	0					
TOTALS			63	26-60	7-19	4-8	13	27	40	10	17	12	5	5	200	

Shooting By Period	FG	FG%	3FG	3FG%	FT	FT%	Last FG: 2nd-00:24
1st Half	12-31	39%	2-9	22%	0-2	00%	Largest lead: By 3 at
2nd Half	14-29	48%	5-10	50%	4-6	67%	Technical Fouls: None.
Game	26-60	43.3%	7-19	36.8%	4-8	50.0%	

NC State 61

No.	Player	S	Pts	FG	3FG	FT	OR	DR	TR	PF	A	TO	Blk	Stl	Min	+/
03	STYLE, DONTREZ	G	7	3-8	0-3	1-3	3	2	5	1	1	1	1	2	23	4
08	TAYLOR, JAYDEN	G	12	4-10	2-5	2-2	0	3	3	3	0	0	2	0	30	3
10	HILL, MARCUS	G	20	10-19	0-2	0-0	6	3	9	1	1	1	0	2	34	-1
12	O'CONNELL, MICHAEL	G	9	3-9	1-3	2-2	0	1	1	1	4	1	0	1	35	3
34	MIDDLEBROOKS, BEN	C	5	2-9	0-2	1-1	7	7	14	3	0	3	2	1	32	3
04	PASS, BREON	G	0	0-2	0-1	0-0	0	1	1	0	1	2	0	0	16	-13
07	HEARD, BRYCE	G	0	0-1	0-0	0-0	0	1	1	0	0	0	0	0	4	2
11	PARKER, JR, DENNIS	G	4	1-4	0-2	2-2	0	2	2	0	0	0	3	0	18	-6
33	DIOUF, ISMAEL	F	4	1-3	0-1	2-2	0	0	0	0	0	0	0	0	8	-5
TEAM							0	2	2	0	0					
TOTALS			61	24-65	3-19	10-12	16	22	38	10	7	9	6	8	200	

Shooting By Period	FG	FG%	3FG	3FG%	FT	FT%	Last FG: 2nd-01:29
1st Half	9-40	23%	1-12	08%	1-1	100%	Largest lead: By 3 at
2nd Half	15-25	60%	2-7	29%	9-11	82%	Technical Fouls: None.
Game	24-65	36.9%	3-19	15.8%	10-12	83.3%	

Game Notes:	Score	1st	2nd	TOT	Points	NC	ST
Officials: Ron Groover, Jeffery Clark, Tim Clougherty	NC	26	37	63	In the Paint	34	28
Attendance:	ST	20	41	61	Off Turns	12	15
Start Time: 09:00 PM	NC led for 28:25. ST led for 5:34.		Game was tied for 0:0.		2nd Chance	6	9
Conference Game:	Times tied: 8		Lead Changes: 11		Fast Break	16	10
					Bench	8	8
					Per Poss	1.015	0.968
						28%	28%

California vs North Carolina Game Totals -- Final Statistics January 16, 2025 at Dean Smith Center



California 53

No.	Player	S	Pts	FG	3FG	FT	OR	DR	TR	PF	A	TO	Blk	Stl	Min	+/
02	STOJAKOVIC, ANDREJ	G	6	3-13	0-5	0-0	2	3	5	1	4	1	0	2	32	-20
03	CAMPBELL, DJ	G	6	3-8	0-1	0-0	0	2	2	0	0	1	1	2	26	-13
10	BLACKSHER JR., JOVAN	G	5	2-12	1-7	0-0	0	3	3	0	1	0	0	0	29	-7
12	SISSOKO, MADY	C	16	8-9	0-0	0-0	4	4	8	4	2	3	0	0	24	-7
31	PETRAITIS, RYTIS	F	3	1-5	0-2	1-4	3	3	6	0	1	0	1	0	18	-15
00	WILKINSON, JEREMIAH	G	0	0-8	0-4	0-0	0	1	1	1	0	3	0	0	18	-25
01	OLA-JOSEPH, JOSHUA	F	10	4-8	1-4	1-1	1	2	3	0	0	2	0	0	22	-11
07	MAHONEY, SPENCER	F	0	0-0	0-0	0-0	0	0	0	0	0	0	0	0	1	1
13	CURTIS, DEVIN	F	0	0-0	0-0	0-0	1	0	1	0	1	0	0	0	1	1
14	MCCLOSKEY, JACK	G	0	0-1	0-1	0-0	0	0	0	0	0	0	0	0	1	-2
22	TUCKER, CHRISTIAN	G	5	2-2	1-1	0-0	0	3	3	2	1	1	0	0	10	-8
23	DESLER, MATT	G	0	0-0	0-0	0-0	0	0	0	0	0	0	0	0	1	-2
33	PAVLOVIC, VLADIMIR	G	0	0-0	0-0	0-0	0	0	0	0	0	0	0	0	1	-2
34	DORT, LEE	F	2	1-3	0-0	0-0	0	1	1	1	2	2	2	2	14	-20
TEAM							0	0	0	0	0					
TOTALS			53	24-69	3-25	2-5	11	22	33	9	12	13	3	7	198	

Shooting By Period	FG	FG%	3FG	3FG%	FT	FT%	Last FG: 2nd-00:56
1st Half	13-34	38%	1-11	09%	2-3	67%	Largest lead: By 2 at
2nd Half	11-35	31%	2-14	14%	0-2	00%	Technical Fouls: None.
Game	24-69	34.8%	3-25	12.0%	2-5	40.0%	

North Carolina 79

No.	Player	S	Pts	FG	3FG	FT	OR	DR	TR	PF	A	TO	Blk	Stl	Min	+/
03	CADEAU, ELLIOT	G	15	7-15	1-2	0-0	1	2	3	3	3	4	0	1	30	19
04	DAVIS, RJ	G	7	2-9	1-4	2-2	0	5	5	0	3	2	0	0	30	26
09	POWELL, DRAKE	F	5	2-5	1-1	0-0	1	3	4	0	1	1	0	1	21	13
11	JACKSON, IAN	G	20	8-15	1-4	3-3	2	5	7	1	1	2	0	1	33	16
13	WASHINGTON, JALEN	F	6	2-7	0-0	0-0	1	3	4	0	1	0	1	1	20	6
02	BROWN, JAMES	F	0	0-0	0-0	0-0	0	1	1	0	0	0	0	0	4	1
05	TYSON, CADE	F	2	1-1	0-0	0-0	0	0	0	0	1	0	0	0	6	3
07	TRIMBLE, SETH	G	12	3-8	0-2	6-6	0	6	6	1	0	0	0	0	32	16
14	HAWKINS, RUSSELL	G	0	0-0	0-0	0-0	0	0	0	0	0	0	0	0	0	2
15	HOLBROOK, JOHN	F	0	0-0	0-0	0-0	0	0	0	0	0	0	0	0	1	2
22	LUBIN, VEN-ALLEN	F	7	3-3	0-0	1-2	2	6	8	2	0	0	3	0	15	19
24	WITHERS, JAE'LYN	F	5	2-2	1-1	0-0	2	2	4	2	0	1	0	0	12	5
30	MAYO JR., DANTE	G	0	0-0	0-0	0-0	0	0	0	0	0	0	0	0	1	2
TEAM							2	1	3	0	0					
TOTALS			79	31-65	5-14	12-13	11	34	45	10	9	10	4	7	198	

Shooting By Period	FG	FG%	3FG	3FG%	FT	FT%	Last FG: 2nd-00:39
1st Half	17-30	57%	3-8	38%	2-2	100%	Largest lead: By 27 at
2nd Half	14-35	40%	2-6	33%	10-11	91%	Technical Fouls: None.
Game	31-65	47.7%	5-14	35.7%	12-13	92.3%	

Stanford vs North Carolina Game Totals -- Final Statistics January 18, 2025 at Dean Smith Center



Stanford 72

No.	Player	S	Pts	FG	3FG	FT	OR	DR	TR	PF	A	TO	Blk	Stl	Min	+/
02	YOUNG, DONAVIN	F	9	3-4	3-3	0-0	1	3	4	1	1	3	1	3	24	2
04	SELLERS, OZIVAH	G	11	5-11	1-3	0-0	0	3	3	3	1	0	1	0	36	4
11	AGARWAL, RYAN	G	6	3-7	0-2	0-0	1	5	6	3	2	2	0	0	34	-1
21	BLAKES, JAYLEN	G	20	7-13	0-2	6-6	0	4	4	2	7	1	0	0	38	0
42	RAYNAUD, MAXIME	F	25	8-24	3-12	6-6	4	9	13	2	0	2	4	0	37	3
05	GEALER, BENNY	G	0	0-1	0-0	0-0	0	0	0	3	1	0	0	0	13	0
10	OKPAPA, CHISOM	F	1	0-0	0-0	1-2	0	0	0	0	1	0	0	0	3	-5
52	CAMMANN, AIDAN	F	0	0-0	0-0	0-0	0	0	0	2	0	1	0	0	5	2
TEAM							1	1	2	0	0					
TOTALS			72	26-60	7-22	13-14	7	25	32	17	15	<				



BOX SCORES: GAMES 21-24



Boston College vs North Carolina Game Totals -- Final Statistics January 25, 2025 at Dean Smith Center



Boston College 96

No.	Player	S	Pts	FG	3FG	FT	OR	DR	TR	PF	A	TO	Blk	Stl	Min	+/
01	BROWN, DION	G	20	8-11	4-5	0-0	3	0	3	5	3	0	0	0	36	8
03	MC FARLANE, ROGER	G	0	0-4	0-1	0-0	2	2	4	1	0	2	0	0	21	-8
07	BEADLE, JOSHUA	G	14	6-6	2-2	0-0	0	5	5	3	6	2	1	0	32	-2
13	HAND JR., DONALD	G	26	8-17	5-8	5-6	0	6	6	1	3	2	0	1	42	-8
32	VENNING, CHAD	F	17	7-12	0-0	3-6	0	1	1	5	3	1	2	1	30	2
00	KELLEY III, CHAS	G	3	1-2	1-2	0-0	0	0	0	2	1	2	0	0	14	-4
10	PAYNE, FRED	G	8	2-8	2-5	2-2	0	0	0	1	2	1	0	2	29	-6
05	TOEWS, LUKA	G	0	0-1	0-1	0-0	0	0	0	0	1	0	0	1	4	-4
22	HASTINGS, JAYDEN	F	8	4-5	0-0	0-0	0	1	1	4	1	0	1	0	15	-8
	TEAM						1	2	3	0						
	TOTALS		96	36-66	14-24	10-14	6	17	23	22	20	9	6	6	223	

Shooting By Period

Period	FG	FG%	3FG	3FG%	FT	FT%
1st Half	16-29	55%	5-9	56%	8-10	80%
2nd Half	17-30	57%	8-12	67%	2-2	100%
3rd Half	3-7	43%	1-3	33%	0-2	00%
Game	36-66	54.5%	14-24	58.3%	10-14	71.4%

Last FG: 3rd-02:10
Largest lead: By 5 at
Technical Fouls: None.

North Carolina 102

No.	Player	S	Pts	FG	3FG	FT	OR	DR	TR	PF	A	TO	Blk	Stl	Min	+/
03	CADEAU, ELLIOT	G	13	4-6	0-0	5-8	0	3	3	1	4	4	1	1	38	4
04	DAVIS, RJ	G	22	6-11	2-5	8-8	0	5	5	1	5	0	0	1	39	9
07	TRIMBLE, SETH	G	18	5-13	1-4	7-8	5	7	12	1	2	1	0	0	42	7
11	JACKSON, IAN	G	19	8-13	2-3	1-3	0	0	0	1	0	0	0	0	27	-2
22	LUBIN, VEN-ALLEN	F	3	1-1	0-0	1-2	0	2	2	4	0	1	1	0	13	6
00	CLAUDE, TYZHAUN	F	2	1-2	0-0	0-0	1	1	2	1	0	0	0	0	6	2
05	TYSON, CADE	F	0	0-1	0-1	0-0	1	0	1	0	0	0	0	0	2	-4
09	POWELL, DRAKE	F	5	2-5	1-3	0-0	0	3	2	3	1	1	0	1	27	11
13	WASHINGTON, JALEN	F	18	7-10	0-0	4-4	4	2	6	3	3	1	0	0	26	3
24	WITHERS, JAE'LYN	F	2	1-1	0-0	0-0	0	0	0	0	0	0	0	0	3	-3
	TEAM						1	1	2	0						
	TOTALS		102	35-63	6-16	26-33	12	24	36	13	16	8	2	4	223	

Shooting By Period

Period	FG	FG%	3FG	3FG%	FT	FT%
1st Half	18-31	58%	2-6	33%	8-12	67%
2nd Half	13-28	46%	3-9	33%	14-17	82%
3rd Half	4-4	100%	1-1	100%	4-4	100%
Game	35-63	55.6%	6-16	37.5%	26-33	78.8%

Last FG: 3rd-00:28
Largest lead: By 9 at
Technical Fouls: None.

Game Notes:
Officials: Lee Cassell, Jemel Spearman, Trey Stoyan
Attendance: 21750

Start Time: 07:15 PM
Conference Game.

Score	1st	2nd	3rd	TOT	Points	BC	UNC
UNC	45	44	7	96	In the Paint	42	58
BC	46	43	13	102	Off Turns	12	13
					2nd Chance	7	11
					Fast Break	2	12
					Bench	19	27
					Per Poss	1.280	1.417
						41/75	48/72

BC led for 14:57. UNC led for 15:57.
Game was tied for 0:0.
Times tied: 16 Lead Changes: 10

North Carolina vs Pitt Game Totals -- Final Statistics January 28, 2025 at Petersen Events Center - Pittsburgh



North Carolina 65

No.	Player	S	Pts	FG	3FG	FT	OR	DR	TR	PF	A	TO	Blk	Stl	Min	+/	
03	CADEAU, ELLIOT	G	11	5-10	1-6	0-0	0	3	3	5	7	4	0	0	1	28	8
04	DAVIS, RJ	G	16	6-12	3-6	1-2	0	4	4	2	5	3	0	0	29	-6	
07	TRIMBLE, SETH	G	10	3-14	0-5	4-5	4	8	12	2	2	0	0	1	36	-10	
11	JACKSON, IAN	G	9	4-10	1-3	0-0	2	2	4	2	0	2	0	0	33	-11	
22	LUBIN, VEN-ALLEN	F	6	3-5	0-0	0-0	0	7	7	2	1	4	1	0	32	1	
00	CLAUDE, TYZHAUN	F	0	0-1	0-0	0-0	0	1	1	2	0	0	0	1	1	4	-6
02	BROWN, JAMES	F	0	0-0	0-0	0-0	0	0	0	2	0	0	0	0	0	1	-2
09	POWELL, DRAKE	G	8	3-5	1-3	1-2	3	3	6	2	0	0	0	0	24	-13	
24	WITHERS, JAE'LYN	F	5	2-2	1-1	0-0	0	0	0	0	0	0	0	0	3	-1	
	TEAM						1	0	1	0							
	TOTALS		65	26-59	7-24	6-9	10	28	38	19	15	14	2	3	200		

Shooting By Period

Period	FG	FG%	3FG	3FG%	FT	FT%
1st Half	17-30	57%	6-13	46%	4-5	80%
2nd Half	9-29	31%	1-11	09%	2-4	50%
Game	26-59	44.1%	7-24	29.2%	6-9	66.7%

Deadball Rebounds: 4.0
Last FG: 2nd-03:21
Largest lead: By 10 at 1st-02:11
Technical Fouls: None.

Pitt 73

No.	Player	S	Pts	FG	3FG	FT	OR	DR	TR	PF	A	TO	Blk	Stl	Min	+/	
01	DUNN, DAMIAN	G	5	2-9	1-6	0-0	0	2	2	1	1	0	1	2	35	6	
02	CORHEN, CAMERON	F	14	5-6	0-0	4-5	2	3	5	3	0	1	2	1	28	2	
05	LEGGETT, ISHMAEL	G	15	4-12	1-5	6-6	0	6	6	3	3	1	1	2	38	10	
15	LOWE, JALAND	G	18	6-15	3-6	3-5	0	6	6	1	7	3	0	3	38	8	
55	AUSTIN, ZACK	F	15	5-7	3-5	2-2	1	2	3	2	0	0	0	5	0	39	10
25	DIAZ GRAHAM, GUILLERMO	F	6	2-6	1-4	1-2	2	2	4	1	1	1	0	0	18	10	
31	DIAZ GRAHAM, JORGE	F	0	0-0	0-0	0-0	0	0	0	0	0	0	0	0	4	-6	
	TEAM						1	1	2	0							
	TOTALS		73	24-55	9-26	16-20	6	22	28	11	12	6	9	8	200		

Shooting By Period

Period	FG	FG%	3FG	3FG%	FT	FT%
1st Half	16-31	52%	5-13	38%	5-7	71%
2nd Half	8-24	33%	4-13	31%	11-13	85%
Game	24-55	43.6%	9-26	34.6%	16-20	80.0%

Deadball Rebounds: 1.0
Last FG: 2nd-03:04
Biggest Run: 9-0
Largest lead: By 8 at 2nd-00:11
Technical Fouls: None.

Game Notes:
Officials: Ted Valentine, Tony Henderson, Brian O'Connell
Attendance: 11277

Start Time: 09:10 PM ET
End Time: 11:15 PM ET
Game Duration: 2:05
Conference Game.

Score	1st	2nd	TOT	Points	UNC	PGH
UNC	44	21	65	In the Paint	34	24
PGH	42	31	73	Off Turns	4	22
				2nd Chance	8	10
				Fast Break	11	16
				Bench	13	6
				Per Poss	1.000	1.177
					29/65	32/62

UNC led for 28:40. PGH led for 9:56.
Game was tied for 1:24.
Times tied: 1 Lead Changes: 11

North Carolina vs Duke Game Totals -- Final Statistics February 01, 2025 at Cameron Indoor Stadium



North Carolina 70

No.	Player	S	Pts	FG	3FG	FT	OR	DR	TR	PF	A	TO	Blk	Stl	Min	+/
03	CADEAU, ELLIOT	G	8	3-10	2-2	0-1	2	2	4	2	3	5	1	0	26	-13
04	DAVIS, RJ	G	12	4-11	2-4	2-2	1	4	5	1	2	0	0	0	30	-26
07	TRIMBLE, SETH	G	10	4-8	0-3	2-3	1	4	5	1	2	2	0	1	30	-12
11	JACKSON, IAN	G	8	2-6	1-4	3-3	1	1	2	3	2	1	0	1	30	-20
22	LUBIN, VEN-ALLEN	F	7	3-5	0-0	1-2	5	1	6	3	1	1	3	1	21	-11
02	BROWN, JAMES	F	2	1-1	0-0	0-0	0	0	0	0	0	0	0	0	2	1
05	TYSON, CADE	F	0	0-1	0-1	0-0	1	1	2	1	0	0	0	0	10	12
09	POWELL, DRAKE	G	12	5-8	1-3	1-1	0	1	1	1	1	3	0	1	22	-6
13	WASHINGTON, JALEN	F	6	2-2	0-0	2-2	1	3	4	2	0	1	0	0	17	-7
24	WITHERS, JAE'LYN	F	5	2-3	1-2	0-0	0	1	1	1	1	0	1	0	12	-3
	TEAM						0	1	1	0						
	TOTALS		70	26-55	7-19	11-14	12	19	31	15	11	14	6	4	200	

Shooting By Period

Period	FG	FG%	3FG	3FG%	FT	FT%
1st Half	8-27	30%	3-11	27%	6-6	100%
2nd Half	18-28	64%	4-8	50%	5-8	63%
Game	26-55	47.3%	7-19	36.8%	11-14	78.6%

Last FG: 2nd-00:00
Largest lead: By 0 at
Technical Fouls: None.

Duke 87

No.	Player	S	Pts	FG	3FG	FT	OR	DR	TR	PF	A	TO	Blk	Stl	Min	+/
02	FLAGG, COOPER	F	21	6-14	3-5	6-9	1	7	8	2	7	3	2	3	38	19
05	PROCTOR, TYRESE	G	17	5-10	2-5	5-5	0	2								

CAROLINA BASKETBALL HISTORICAL FACTS & FIGURES

ACC Regular-Season Titles (33)

1956, 1957, 1959, 1960, 1961, 1967, 1968, 1969, 1971, 1972, 1976, 1977, 1978, 1979, 1982, 1983, 1984, 1985, 1987, 1988, 1993, 1995, 2001, 2005, 2007, 2008, 2009, 2011, 2012, 2016, 2017, 2019, 2024

ACC Tournament Record: 108-52 (.675)

ACC Tournament Titles (18)

1957, 1967, 1968, 1969, 1972, 1975, 1977, 1979, 1981, 1982, 1989, 1991, 1994, 1997, 1998, 2007, 2008, 2016

NCAA Tournament Record: 133-50 (.727)

NCAA Tournament Appearances (53)

1941, 1946, 1957, 1959, 1967, 1968, 1969, 1972, 1975, 1976, 1977, 1978, 1979, 1980, 1981, 1982, 1983, 1984, 1985, 1986, 1987, 1988, 1989, 1990, 1991, 1992, 1993, 1994, 1995, 1996, 1997, 1998, 1999, 2000, 2001, 2004, 2005, 2006, 2007, 2008, 2009, 2011, 2012, 2013, 2014, 2015, 2016, 2017, 2018, 2019, 2021, 2022, 2024

NCAA Championships (6)

1957, 1982, 1993, 2005, 2009, 2017

NCAA Championship Game Appearances (12)

1946, 1957, 1968, 1977, 1981, 1982, 1993, 2005, 2009, 2016, 2017, 2022

NCAA Final Fours (21)

1946, 1957, 1967, 1968, 1969, 1972, 1977, 1981, 1982, 1991, 1993, 1995, 1997, 1998, 2000, 2005, 2008, 2009, 2016, 2017, 2022

NCAA Regional Final or Elite Eights (29)

1941, 1946, 1957, 1967, 1968, 1969, 1972, 1977, 1981, 1982, 1983, 1985, 1987, 1988, 1991, 1993, 1995, 1997, 1998, 2000, 2005, 2007, 2008, 2009, 2011, 2012, 2016, 2017, 2022

NCAA Regional Semifinals or Sweet 16s (38)

1941, 1946, 1957, 1967, 1968, 1969, 1972, 1975, 1977, 1981, 1982, 1983, 1984, 1985, 1986, 1987, 1988, 1989, 1990, 1991, 1992, 1993, 1995, 1997, 1998, 2000, 2005, 2007, 2008, 2009, 2011, 2012, 2015, 2016, 2017, 2019, 2022, 2024

Helms Foundation National Champions: 1924

NIT Champions: 1971

National Players of the Year (11 players, 13 seasons)

Jack Cobb 1924, George Glamack 1940-41, Lennie Rosenbluth 1957, Phil Ford 1978, James Worthy 1982, Michael Jordan 1983-84, Kenny Smith 1987, Jerry Stackhouse 1995, Antawn Jamison 1998, Sean May 2005, Tyler Hansbrough 2009

Naismith Hall of Fame (14)

Ben Carnevale 1970, Frank McGuire 1977, Dean Smith 1983, Billy Cunningham 1986, Bob McAdoo 2000, Larry Brown 2002, James Worthy 2003, Roy Williams 2007, Michael Jordan 2009, Charlie Scott 2018, Bobby Jones 2019, George Karl 2022, Vince Carter 2024, Walter Davis 2024

First-Team All-Americans 40 players, 64 times Most Recent: RJ Davis, 2024

Consensus First-Team All-Americans (19 players, 28 times)

Cartwright Carmichael 1923-24, Jack Cobb 1924-25-26, George Glamack 1940-41, Lennie Rosenbluth 1957, Larry Miller 1968, Robert McAdoo 1972, Phil Ford 1977-78, James Worthy 1982, Sam Perkins 1983-84, Michael Jordan 1983-84, Kenny Smith 1987, J.R. Reid 1988, Jerry Stackhouse 1995, Antawn Jamison 1998, Joseph Forte 2001, Tyler Hansbrough 2007-08-09, Brice Johnson 2016, Justin Jackson 2017, **RJ Davis 2024**

Final Four MVPs (5)

James Worthy 1982, Donald Williams 1993, Sean May 2005, Wayne Ellington 2009, Joel Berry II 2017

National Coaches of the Year (13 times)

Frank McGuire 1957, Dean Smith 1977-79-82-83, Bill Guthridge 1998, Matt Doherty 2001, Roy Williams 2005-06-09-17-19, **Hubert Davis 2022**

First-Team All-ACC (53 players, 81 times) Most Recent: RJ Davis 2024

ACC Players of the Year (16 times)

Lennie Rosenbluth 1957, Pete Brennan 1958, Lee Shaffer 1960, Billy Cunningham 1965, Larry Miller 1967-68, Mitch Kupchak 1976, Phil Ford 1978, Michael Jordan 1984, Antawn Jamison 1998, Joseph Forte co-winner 2001, Tyler Hansbrough 2008, Ty Lawson 2009, Tyler Zeller 2012, Justin Jackson 2017, **RJ Davis 2024**

ACC Rookies of the Year (9)

Sam Perkins 1981, Michael Jordan 1982, J.R. Reid 1987, Ed Cota 1997, Joseph Forte 2000, Marvin Williams 2005, Tyler Hansbrough 2006, Brandan Wright 2007, Harrison Barnes 2011

ACC Tournament MVPs (19 times)

Lennie Rosenbluth 1957, Larry Miller 1967-68, Charles Scott 1969, Lee Dedmon 1971, Robert McAdoo 1972, Phil Ford 1975, John Kuester 1977, Dudley Bradley 1979, Sam Perkins 1981, James Worthy 1982, J.R. Reid 1989, Rick Fox 1991, Jerry Stackhouse 1994, Shammond Williams 1997, Antawn Jamison 1998, Brandan Wright 2007, Tyler Hansbrough 2008, Joel Berry II 2016

CAROLINA'S 1,000-POINT SCORERS

Rank	Pts	Player
1.	2,872	Tyler Hansbrough, 2005-09 (ACC record)
2.	2,505	RJ Davis, 2020-
3.	2,347	Armando Bacot, 2019-24
4.	2,290	Phil Ford, 1974-78
5.	2,145	Sam Perkins, 1980-84
6.	2,047	Lennie Rosenbluth, 1954-57
7.	2,015	Al Wood, 1977-81
8.	2,007	Charlie Scott, 1967-70
9.	1,982	Larry Miller, 1965-68
10.	1,974	Antawn Jamison, 1995-98
11.	1,912	Brad Daugherty, 1982-86
12.	1,863	Walter Davis, 1973-77
13.	1,844	Marcus Paige, 2012-16
14.	1,836	Bobby Lewis, 1964-67
15.	1,813	Joel Berry II, 2014-18
16.	1,788	Michael Jordan, 1981-84
17.	1,765	Mike O'Koren, 1976-80
18.	1,747	George Lynch, 1989-93
19.	1,721	Rashad McCants, 2002-05
20.	1,716	Brice Johnson, 2012-16
21.	1,709	Billy Cunningham, 1962-65
22.	1,703	Rick Fox, 1987-91
23.	1,694	Wayne Ellington, 2006-09
24.	1,636	Kenny Smith, 1983-87
25.	1,627	Eric Montross, 1990-94
26.	1,626	Justin Jackson, 2014-17
	1,626	Jawad Williams, 2001-05
28.	1,615	Hubert Davis, 1988-92
29.	1,611	Mitch Kupchak, 1972-76
30.	1,567	Jeff Lebo, 1985-89
31.	1,552	J.R. Reid, 1986-89
32.	1,508	Scott Williams, 1986-90
33.	1,501	Tyler Zeller, 2008-12
34.	1,492	Donald Williams, 1991-95
35.	1,482	Kennedy Meeks, 2013-17
36.	1,476	Caleb Love, 2020-23
37.	1,469	Dennis Wuycik, 1969-72
38.	1,447	Jason Capel, 1998-2002
39.	1,444	Shammond Williams, 1994-98
40.	1,414	Deon Thompson, 2006-10
41.	1,411	Brendan Haywood, 1998-01
42.	1,392	Luke Maye, 2015-19
	1,392	Kris Lang, 1998-02
44.	1,375	Ty Lawson, 2006-09
45.	1,368	Danny Green, 2005-09
46.	1,339	Rusty Clark, 1966-69
47.	1,334	Pete Brennan, 1955-58
48.	1,316	Al Lifson, 1952-55
49.	1,296	Kevin Madden, 1985-90
50.	1,293	George Karl, 1970-73
51.	1,290	Joseph Forte, 1999-01
52.	1,287	York Larese, 1958-61
53.	1,276	Garrison Brooks, 2017-21
54.	1,267	Vince Carter, 1995-98
55.	1,264	Bobby Jones, 1971-74
56.	1,262	Ed Cota, 1996-2000
57.	1,260	Raymond Felton, 2002-05
58.	1,254	Ademola Okulaja, 1995-99
59.	1,232	James M McAdoo, 2011-14
60.	1,231	Joe Wolf, 1983-87
61.	1,228	Harrison Barnes, 2010-12
62.	1,219	James Worthy, 1979-82
63.	1,213	Sean May, 2002-05
64.	1,191	George Glamack, 1938-41
65.	1,187	Jerry Vayda, 1952-56
66.	1,165	Matt Doherty, 1980-84
67.	1,150	Pete Chilcutt, 1987-91
68.	1,128	Jeff McInnis, 1993-96
69.	1,124	John Henson, 2009-12
70.	1,113	Brian Reese, 1990-94
71.	1,112	Isaiah Hicks, 2013-17
72.	1,098	Dante Calabria, 1992-96
73.	1,080	Jerry Stackhouse, 1993-95
74.	1,069	Bill Bunting, 1966-69
75.	1,060	John "Hook" Dillon, 1944-48
76.	1,053	Lee Shaffer, 1957-60
77.	1,019	Lee Dedmon, 1968-71
	1,019	Cartwright Carmichael, 1920-24
79.	1,018	Vince Grimaldi, 1950-53
80.	1,008	Bob Paxton, 1944-48
81.	1,007	Tom LaGarde, 1973-77



CAROLINA: BY THE NUMBERS



- 1** Carolina has been ranked **No. 1 in the final Associated Press poll** six times, the fourth most in college basketball history (1957, 1982, 1984, 1994, 1998 and 2008).
- 1** **First overall selection** in NBA Drafts (James Worthy 1982 and Brad Daugherty 1986).
- 1** Marvin Williams was the first player to leave college after one year, play in the NBA and **return to college to earn his degree**.
- 2** Hubert Davis is the second individual to **play in a Final Four and be the head coach of the same school in the Final Four** (Dick Harp of Kansas is the other; Harp was also an administrative assistant to Dean Smith when Davis was a freshman at UNC in 1988-89).
- 2** Danny Green and LeBron James are the only two players in NBA history to **start for three different teams that won NBA championships** (Green in 2014 San Antonio, 2019 Toronto and 2020 Los Angeles Lakers).
- 2.4** **Average ACC regular-season finish**, best all-time.
- 3** **Bob Cousy Award** winners (Raymond Felton 2005, Ty Lawson 2008, Kendall Marshall 2012). UNC is the only school with three.
- 3&5** Roy Williams won the **third-most games by a Division I coach** in NCAA history (903). Dean Smith is fifth (879).
- 4** Tar Heel players with **NCAA and NBA championships** (James Worthy, Michael Jordan, Danny Green, Justin Jackson).
- 4** **Hubert Davis** is the fourth former Carolina player to be head coach of the Tar Heels (Reynolds Cuthbertson, Monk McDonald, Matt Doherty and Davis).
- 4** Tyler Hansbrough is the only player in ACC history to earn **first-team All-America honors four times**.
- 4** Luke Maye, Marcus Paige, Tyler Zeller and Henrik Rodl won **Academic All-ACC honors four times** among the 69 occasions Tar Heels have earned that distinction.
- 5** **Most Outstanding Players in the Final Four** (James Worthy in 1982, Donald Williams in 1993, Sean May in 2005, Wayne Ellington in 2009, Joel Berry II in 2017).
- 5** **NBA Rookies of the Year** (Bob McAdoo, Walter Davis, Phil Ford, Michael Jordan, Vince Carter).
- 6** Tyler Zeller (2011, 2012), Marcus Paige (2015, 2016) and Luke Maye (2018, 2019) won six **Skip Prosser Awards**, given to the ACC's top scholar-athlete.
- 6** **National Coaches of the Year** (Frank McGuire in 1957, Dean Smith four times, Bill Guthridge in 1998, Matt Doherty in 2001, Roy Williams five times, Hubert Davis in 2022).
- 6** **Armando Bacot** (2022) & Purdue's Zach Edey (2024) are the only players with double-doubles in all six games in an NCAA Tournament.
- 7** **National Championships** (NCAA Tournament titles won in 1957, 1982, 1993, 2005, 2009 and 2017 and the 1924 team that was selected by the Helms Foundation)
- 7** Carolina is 7-0 in games matching the **No. 1 vs. No. 2** teams in the Associated Press poll (most recently, 2005 NCAA final when No. 2 UNC beat No. 1 Illinois).
- 8** James Worthy is one of eight to win **Final Four & NBA Finals MVP honors** w/Jerry West, Kareem Abdul-Jabbar, Wilt Chamberlain, Magic Johnson, Hakeem Olajuwon, Isiah Thomas and Bill Walton.
- 8** **Retired jerseys/numbers:** 10 Lennie Rosenbluth, 12 Phil Ford, 20 George Glamack, 23 Michael Jordan, 33 Antawn Jamison, 50 Tyler Hansbrough, 52 James Worthy and Jack Cobb (no number).
- 8** **ACC Player-of-the-Week** awards won by Tyler Hansbrough in 2007-08, most in a season in league history.
- 8** Ty Lawson set the **NCAA championship game record** with eight steals in 2009 vs. Michigan State.
- 9** **NCAA Tournament wins over No. 1 seeds** (including Baylor in 2022), the second most in NCAA Tournament history.
- 9** **ACC Rookies of the Year** (Sam Perkins 1981, Michael Jordan 1982, J.R. Reid 1987, Ed Cota 1997, Joseph Forte 2000, Marvin Williams 2005, Tyler Hansbrough 2006, Brandan Wright 2007, Harrison Barnes 2011).
- 9** **Nine consecutive decades** with at least one appearance in the Final Four (1940s through 2020s) and championship game.
- 10** **Gold medals** won by Tar Heels in the Summer Olympics.
- 10** **First-team Academic All-Americans**, including Tyler Zeller in 2011 and 2012, when he was the National Academic All-America of the Year. That's the sixth-most in college basketball history.
- 10** School records (assists, free throw shooting and three-point shooting) held by assistant coach **Jeff Lebo** when he concluded his Tar Heel playing career in 1989.
- 11** **Final Fours** by Dean Smith, third most all-time.
- 12** **NCAA championship games**, second most all-time.
- 12** **ACC Player-of-the-Week** honors won by Antawn Jamison, which equals the ACC record.
- 13** **National Players of the Year** (Jack Cobb 1926, George Glamack 1940 and 1941, Lennie Rosenbluth 1957, Phil Ford 1978, James Worthy 1982, Michael Jordan 1983 and 1984, Kenny Smith 1987, Jerry Stackhouse 1995, Antawn Jamison 1998, Sean May 2005, Tyler Hansbrough 2008).
- 14** **Naismith Basketball Hall of Famers** (Ben Carnevale, Frank McGuire, Dean Smith, Billy Cunningham, Bob McAdoo, Larry Brown, James Worthy, Roy Williams, Michael Jordan, Charlie Scott, Bobby Jones, George Karl, Vince Carter and Walter Davis). UNC is second to Kansas with the most players/coaches in the Hall of Fame. Eight of the inductees went in as players, more than any other program.
- 14** **Summer Olympians**, including two-time gold medalist Michael Jordan.
- 14** **Wins over the No. 1** team in the Associated Press poll, most in college basketball history.
- 16** **ACC Players of the Year** (Lennie Rosenbluth 1957, Pete Brennan 1958, Lee Shaffer 1960, Billy Cunningham 1965, Larry Miller 1967 and 1968, Mitch Kupchak 1976, Phil Ford 1978, Michael Jordan 1984, Antawn Jamison 1998, Joseph Forte 2001, Tyler Hansbrough 2008, Ty Lawson 2009, Tyler Zeller 2012, Justin Jackson 2017, **RJ Davis 2024**).
- 17** **Record number of regular-season ACC titles** won by Dean Smith.
- 18** **NCAA Tournament No. 1 seeds**, the most in college basketball history (1979, 1982, 1984, 1987, 1991, 1993, 1994, 1997, 1998, 2005, 2007, 2008, 2009, 2012, 2016, 2017, 2019, 2024).

- 18** **ACC Tournament championships**, second most in ACC history.
- 19** Tar Heels have won **multiple first-team All-ACC** honors, including Armando Bacot in 2022, 2023 and 2024 (AP).
- 20** Joel Berry II became the first player since UCLA's Bill Walton (in 1972 and 1973) to **score 20 points in consecutive NCAA title games** (20 vs. Villanova in 2016 and 22 vs. Gonzaga in 2017).
- 21** **Final Fours**, most all-time (1946, 1957, 1967, 1968, 1969, 1972, 1977, 1981, 1982, 1991, 1993, 1995, 1997, 1998, 2000, 2005, 2008, 2009, 2016, 2017, 2022).
- 21** Carolina's halftime lead over Michigan State in the 2009 NCAA title game, the **largest halftime margin in NCAA finals** history.
- 22** **NBA-record seasons played** by Hall of Famer Vince Carter.
- 23** **Michael Jordan**: six-time NBA champion and NBA Finals MVP, five-time MVP, ESPN's Greatest Athlete of the 20th Century
- 24** **AP poll finishes in the top five**, tied for the second most all-time.
- 25** Carolina has **won 25** or more games an NCAA-record 41 times.
- 25** Donald Williams is the last player to score **25 points in the national semifinal** (1993 vs. Kansas) **and championship** (vs. Michigan).
- 28** **Consensus first-team All-America** seasons, the second most all-time (most recent **RJ Davis** in 2024).
- 31** **Sweet 16s**, most in NCAA history (NCAA began calling the regional semifinals Sweet 16s in 1975; UNC played in its 31st Sweet 16 and 38th regional semifinal in 2024).
- 31** **Armando Bacot's double-doubles** in 2021-22, an ACC record which tied Navy's David Robinson's NCAA single-season record.
- 32** The 1956-57 Tar Heels went 32-0 to win the first of UNC's six NCAA championships. The 32 wins ties the **NCAA record for wins in a perfect season** (with Indiana 1975-76).
- 33** **ACC regular-season championships**, 13 more than any other school.
- 34** Cole Anthony's points in his 2019-20 debut vs. Notre Dame, the **ACC record for a player's first collegiate game**.
- 34** **Bill Guthridge**, in his first season as head coach after 30 as an assistant to Dean Smith, won 34 games in 1997-98, the **NCAA record for wins by a first-year head coach**.
- 35** **Consecutive post-season appearances** from 1967-2001, most all-time.
- 36** **ACC Tournament championship game** appearances, the most all-time.
- 36** **NBA championships** won by 18 former Tar Heel players (24 more than any other ACC school).
- 39** **AP poll finishes in the top 10**, third most all-time.
- 39** Al Wood's points vs. Virginia in 1981 Final Four, the **NCAA record for the national semifinals**.
- 40** Tar Heels have earned **first-team All-America** honors 64 times, including **RJ Davis** in 2024. Davis also won the Jerry West Award.
- 40** **Regular-season conference championships** (33 ACC, seven Southern Conference), the third most all-time.
- 40** **Consecutive double-doubles** by Billy Cunningham, the ACC record and second-longest streak in college basketball history.
- 42** **Smith Center-record points by RJ Davis** vs. Miami on 2/26/2024.
- 52** **Seasons ranked in the final AP poll**, tied for the second most all-time.
- 53** **NCAA Tournament appearances**, second most all-time.
- 53** **Jerseys of former players that hang in the rafters** of the Dean E. Smith Center. Eight numbers are retired, 45 are honored.
- 54** **First-round NBA Draft picks**, third most all-time.
- 59** **Consecutive home wins** over Clemson before a loss, the longest streak in college basketball history.
- 72.7** **NCAA Tournament winning percentage**, second highest all-time.
- 73.3** **Winning percentage**, second highest all-time.
- 79** **NCAA Tournament wins for Roy Williams**, second-most in college basketball history. Dean Smith is third with 65.
- 81** Record number of **first-team All-ACC** selections by 53 Tar Heels.
- 81** **1,000-point scorers**, most in college basketball history.
- 87** UNC-record **double-doubles** by Armando Bacot, tied for the most in ACC history and second most in NCAA history.
- 108** **ACC Tournament wins**, second most all-time.
- 113** **Weeks ranked No. 1** in the AP poll, the fourth-most all-time.
- 123** **Wins in games played** by Danny Green from 2005-09, most by a Tar Heel.
- 133** **NCAA Tournament wins**, the most in college basketball history. Only Duke, Kansas, Kentucky and UCLA have even played as many NCAA Tournament games than UNC has won.
- 133** **Double-figure scoring games** by Tyler Hansbrough, the all-time ACC record.
- 169** ACC-record **games** by Armando Bacot (also a record 168 starts).
- 179** Tar Heel **players in the Final Four**, more than any other school in NCAA history.
- 183** **NCAA Tournament games**, second most all-time.
- 511** Rebounds by **Armando Bacot** in 2021-22, the UNC single-season record and fourth-most in ACC history (most since 1956).
- 708** Weeks in **AP top 10**, third most in college basketball history.
- 765** **ACC regular-season wins**, No. 1 all-time.
- 879** Wins by **Dean Smith**, which set the NCAA record in 1997 (since broken).
- 903** Wins by **Roy Williams**, third-most by a Division I coach in college basketball history.
- 962** **Weeks in the AP poll**, second most in college basketball history.
- 982** **NCAA record free throws made** by Tyler Hansbrough.
- 1000** Ed Cota is the **only player in college basketball history** with 1,000 points, 1,000 assists and 500 rebounds.
- 1715** UNC-record for **career rebounds by Armando Bacot**, the second-most in ACC history and eighth most in NCAA history.
- 2386** **Wins**, ACC best and third most in college basketball history.
- 2505** **RJ Davis' points, most by a guard and No. 2 overall in UNC history**.
- 2872** Points by Tyler Hansbrough, the **all-time UNC and ACC scoring records**.



ASSOCIATED PRESS RANKINGS



through the February 3, 2025 poll

Total Polls Ranked	962 (of 1,294)
Current Streak of Weeks in AP Poll	-
Weeks at No. 1	113
Weeks at No. 2	81
Weeks at No. 3	87
Weeks at No. 4	89
Weeks at No. 5	72
Weeks at No. 6	58
Weeks at No. 7	56
Weeks at No. 8	55
Weeks at No. 9	59
Weeks at No. 10	38
Top 5 Rankings	442
Top 10 Rankings	708
Longest Streak of Weeks Ranked	172 from 1989-90 to 1999-2000
Most Consecutive Weeks No. 1	15 in 1983-84
Seasons Ranked	68 of 77
Seasons Ranked in the Top 10	60 of 77
Seasons in Final Top 10	39 of 76 through 2023-24

2024-25 WEEKLY POLLS

Preseason	9
November 11-18-25	10-10-12
December 2-9-16-23-30	20-NR-NR-NR-NR
January 6-13-20-27	NR-NR-NR-NR
February 4	NR
March	
April	

FINAL ASSOCIATED PRESS POLLS (charts researched at collegepollarchive.com)

MOST TIMES RANKED NO. 1 IN THE FINAL AP POLL

- 10 – Kentucky
- 8 – Duke
- 8 – UCLA
- 6 – North Carolina**
- 4 – Kansas
- 4 – Ohio State

MOST TIMES RANKED IN THE TOP 5 IN THE FINAL AP POLL

- 30 – Kentucky
- 24 – North Carolina**
- 24 – Kansas
- 18 – UCLA
- 17 – Duke

MOST TIMES RANKED IN THE TOP 10 IN THE FINAL AP POLL

- 46 – Kentucky
- 40 – Duke
- 39 – North Carolina**
- 33 – Kansas
- 27 – UCLA

MOST TIMES RANKED IN THE FINAL AP POLL

- 55 – Kentucky
- 52 – North Carolina**
- 52 – Duke
- 49 – Kansas
- 43 – UCLA

ALL ASSOCIATED PRESS POLLS (through the 2/3/2025 poll)

MOST WEEKS RANKED IN THE AP POLL (OUT OF 1,294 TOTAL POLLS)

- 984 – Kentucky
- 962 – North Carolina (74.3 percent)**
- 907 – Duke
- 873 – Kansas
- 743 – UCLA

MOST CONSECUTIVE WEEKS RANKED IN THE AP POLL

- 172 – 1989-90 to 1999-2000 (No. 4 in college basketball history)
- 171 – 1972-73 to 1982-83 (No. 5 all-time)
- 106 – 2013-14 to 2019-20 (No. 16 all-time)
- 87 – 1984-85 to 1989-90 (No. 25 all-time)
- 75 – 2005-06 to 2009-10 (No. 32 all-time)

MOST TIMES RANKED NO. 1 IN ALL AP POLLS

- 145 – Duke
- 134 – UCLA
- 125 – Kentucky
- 113 – North Carolina**
- 81 – Kansas

THE LAST TIME ... in the AP POLLS

Played as the No. 1 team: lost to Alabama, 101-103, 11/27/22 in Portland, Ore. (4 OT)

Beat No. 1: at Duke, 88-72, 2/20/19

Played/Lost to No. 1: at Kansas, 89-92, 11/8/24

Won a top-10 matchup: 3/9/24, No. 7 UNC beat No. 9 Duke, 84-79, in Durham

Unranked UNC beat Top-5: beat No. 4 Baylor, 93-86 (ot) in Fort Worth, 3/19/22^

Unranked UNC beat consecutive Top-5 opponents: beat No. 4 Duke, 94-81, in Durham, 3/5/22; beat No. 4 Baylor, 93-86 (ot) in Fort Worth, Texas, 3/19/22^

Unranked UNC beat Top-10 oppt: beat No. 6 Virginia, 71-63, 2/25/23

Unranked UNC beat Top-10 oppt: beat No. 18 UCLA, 76-74, 12/21/24 in New York

Beat Top-10 oppt by 20 points: beat No. 10 Virginia Tech, 103-82, 1/21/19

Beat Top-25 oppt by 20 points: beat No. 24 Michigan, 72-51, 12/1/21

Lost to unranked oppt as Top-5 team: No. 4 UNC lost to NC State, 76-84, 3/16/24

in Washington, D.C.*

* ACC Tournament, ^ NCAA Tournament

MOST CONSECUTIVE WEEKS RANKED NO. 1 IN THE AP POLL

- 15 – 1983-84 (No. 11 all-time)
- 13 – 1985-86 (No. 15 all-time)
- 11 – 2007-08 to 2008-09 (No. 18 all-time)
- 11 – 2007-08 (No. 18 all-time)
- 10 – 1956-67 to 1957-58 (No. 23 all-time)

MOST TIMES RANKED NO. 1 IN PRESEASON AP POLL

- 10 – North Carolina**
- 9 – Duke
- 8 – UCLA
- 6 – Kentucky
- 4 – Kansas

MOST TIMES RANKED IN THE TOP 5 IN ALL AP POLLS

- 472 – Kentucky
- 443 – Duke
- 442 – North Carolina**
- 411 – Kansas
- 327 – UCLA

MOST TIMES RANKED IN THE TOP 10 IN ALL AP POLLS

- 744 – Kentucky
- 743 – Duke
- 708 – North Carolina**
- 650 – Kansas
- 487 – UCLA

MOST CONSECUTIVE WEEKS RANKED IN THE TOP 10 IN THE AP POLL

- 62 – 2005-06 to 2009-10 (No. 11 all-time)
- 62 – 1984-85 to 1988-89 (No. 11 all-time)
- 57 – 1966-67 to 1969-70 (No. 13 all-time)
- 54 – 1992-93 to 1994-95 (No. 14 all-time)
- 25 – 1990-91 to 1991-92 (No. 87 all-time)

NUMBER 1 VERSUS NUMBER 2 (UNC is 7-0 in 1 vs. 2 games)

Date	Result
3/23/57	No. 1 UNC 54, No. 2 Kansas 53 (3 OT) – NCAA championship
12/26/81	No. 1 UNC 82, No. 2 Kentucky 69
1/9/82	No. 1 UNC 65, No. 2 Virginia 60
2/4/86	No. 1 UNC 78, No. 2 Georgia Tech 77 (OT)
2/3/94	No. 2 UNC 89, No. 1 Duke 78
2/5/98	No. 2 UNC 97, No. 1 Duke, 73
4/4/05	No. 2 UNC 75, No. 1 Illinois 70 – NCAA championship

MOST WINS OVER THE NO. 1 TEAM IN THE ASSOCIATED PRESS POLL

North Carolina	14
UCLA	12
Duke	10
Maryland	10
Ohio State	10
Kansas	9
Kentucky	9
Indiana	8
Georgia Tech	8
Notre Dame	8
Vanderbilt	8



SINGLE-GAME UNC RECORDS



CATEGORY	ALL-TIME	ACC (REGULAR SEASON OR TOURNAMENT)	SMITH CENTER
Field Goals	57 vs. Manhattan 12/27/1985 in Miami	51 vs. Virginia 2/6/1968	53 vs. VMI 12/17/1994
Field Goal Attempts	102 vs. Clemson 12/4/1954	102 vs. Clemson 12/4/1954	90 vs. Wake Forest 12/20/2003 (3 OT)
FG Percentage	.790 vs. Loyola Marymount 3/19/1988 (49x62) in Salt Lake City	.767 at Virginia 1/7/1978 (33x43)	.754 vs. Old Dominion 12/1/1992 (43x57)
FG Pct. in a Half	.941 at Virginia, 2nd half 1/7/1978	.941 at Virginia, 2nd half 1/7/1978 (16x17)	.857 vs. Old Dominion, 2nd half 12/1/1992 (24x28)
3-Point Field Goals	17 vs. Florida State 1/25/1995	17 vs. Florida State 1/25/1995	17 vs. Florida State 1/25/1995
3-Point Attempts	36 vs. Syracuse 2/28/2022 (OT)	36 vs. Syracuse 2/28/22 (OT)	36 vs. Syracuse 2/28/22 (OT)
3-Point Pct. (min. 5 made)	.889 vs. Stetson 12/3/1986 (8x9)	.857 at Virginia 1/14/1987 (6x7)	.889 vs. Stetson 12/3/1986 (8x9)
3-Point Pct. (min. 10 made)	.800 at Duke 3/5/1983 (12x15)	.800 at Duke 3/5/1983 (12x15)	.733 vs. Wake Forest 2/22/2014 (11x15)
3-Point Pct. (min. 10 att.)	.800 at Duke 3/5/1983 (12x15)	.800 at Duke 3/5/1983 (12x15)	.733 vs. Wake Forest 2/22/2014 (11x15)
3-Point Pct. (min. 20 att.)	.727 vs. Western Carolina 12/6/2017 (16x22)	.680 vs. Florida State 1/25/1995 (17x25)	.727 vs. Western Carolina 12/6/2017 (16x22)
Free Throws Made	43 vs. South Carolina 12/5/1959 43 at NC State 1/15/1957	43 vs. South Carolina 12/5/1959 43 at NC State 1/15/1957	41 vs. Clemson 1/28/1998
Free Throw Attempts	59 vs. Clemson 1/28/1998 59 at Clemson 1/14/1956	59 vs. Clemson 1/28/1998 59 at Clemson 1/14/1956	59 vs. Clemson 1/28/1998
Free Throw Pct. (min. 10 att.)	1.000 vs. Duke 3/7/2015 (13x13) 1.000 vs. LSU 2/10/1985 (13x13)	1.000 vs. Duke 3/7/2015 (13x13)	1.000 vs. Duke 3/7/2015 (13x13)
Free Throw Pct. (min. 20 att.)	.964 vs. Niagara 12/30/78 (27x28) in Rochester	*.958 vs. NC State 3/11/2007 (23x24) in Tampa	.950 vs. Maryland 2/10/2001 (19x20)
Free Throw Pct. (min. 30 att.)	.923 vs. NC State 1/21/23 (36x39)	.923 vs. NC State 1/21/23 (36x39)	.923 vs. NC State 1/21/23 (36x39)
Offensive Rebs.(since 1986-87)	32 at Pittsburgh 12/20/1993	28 vs. Boston College 1/4/2009	28 vs. Boston College 1/4/2009
Defensive Rebs. (since 1986-87)	47 vs. Loyola Marymount ^3/19/1988 in Salt Lake City, Utah	41 vs. Virginia 1/21/1999	41 vs. Virginia 1/21/1999
Total Rebounds	78 vs. Furman 12/4/1956	74 vs. Clemson 2/16/1968 in Charlotte	72 vs. Nicholls 12/19/2011
Assists (since 1968-69)	41 vs. Manhattan 12/27/85 in Miami 41 vs. Rice 12/2/1971	33 vs. Virginia 2/23/1974	37 vs. VMI 12/17/1994
Turnovers	39 at Indiana 12/12/1964	34 at NC State 2/15/1966	29 vs. Miami 12/4/2000
Fewest Turnovers (since 1981-82)	2 vs. Duke 2/8/2018 ^2 vs. Fairfield 3/13/1997 in Winston-Salem	2 vs. Duke 2/8/2018	2 vs. Duke 2/8/2018
Blocked Shots (since 1975-76)	18 vs. Stanford 12/20/1985	15 at Duke 3/8/2008	15 vs. Northern Kentucky 12/27/2013
Steals	23 at Tulane 2/14/1976	21 vs. Clemson 1/5/1977 in Greensboro	21 vs. The Citadel 11/24/1991
Points	129 vs. VMI 12/17/1994 129 vs. Manhattan 12/27/1985 in Miami	115, three times last: at Clemson, 1/13/1968	129 vs. VMI 12/17/1994
Points in a Half	77 vs. VMI, 2nd half 12/17/1994	70 vs. Clemson, 2nd half 1/28/1987 70 vs. South Carolina, 2nd half 2/7/1966	77 vs. VMI, 2nd half 12/17/1994
Scoring Margin	84 vs. Manhattan (129-45) 12/27/1985 in Miami	51 vs. NC State (107-56) 1/8/2017	68 vs. The Citadel (118-50) 2/18/1991
Halftime Lead	47 vs. Florida Atlantic 12/19/2006 (65-18, UNC)		47 vs. Florida Atlantic 12/19/2006 (65-18, UNC)

^ NCAA Tournament

* ACC Tournament



SINGLE-GAME PLAYER RECORDS



CATEGORY	ALL-TIME	ACC (REGULAR SEASON OR TOURNAMENT)	SMITH CENTER
Points	49 by Bobby Lewis vs. Florida State 12/16/1965	*45 by Lennie Rosenbluth 3/7/1957 in Raleigh 45 by Lennie Rosenbluth at Clemson 1/14/1956	42 by RJ Davis vs. Miami, 2/26/24
Field Goals	21 by Billy Cunningham vs. Tulane 12/10/1964	19 by Charlie Scott vs. Wake Forest 1/17/1970 *19 by Lennie Rosenbluth vs. Clemson 3/7/1957 in Raleigh	16 by Antawn Jamison vs. Maryland 2/14/1998
Field Goal Attempts	^43 by Lennie Rosenbluth vs. Michigan State, 3/22/1957 in Kansas City	34 by Billy Cunningham, at Wake Forest 1/6/65	24 three times last: Cole Anthony vs. Notre Dame, 11/6/19
FG Percentage (min. 10 att.)	1.000 by three players most attempts: 13x13 by Brad Daugherty vs. UCLA 11/24/1985	1.000 by two players most attempts: 12x12 by Scott Williams vs. Virginia 1/13/1990	1.000 by Scott Williams vs. Virginia 12x12, 1/13/1990
3-Point Field Goals	8 by six players last: Rashad McCants vs. Clemson 3/2/2004	8 by five players last: Rashad McCants vs. Clemson 3/2/2004	8 by Rashad McCants vs. Clemson 3/2/2004 8 by Dante Calabria vs. Florida State, 1/25/1995
3-Point Attempts	14 six times last: Rashad McCants at Florida State 1/22/2004	14 three times last: Rashad McCants at Florida State 1/22/2004	14 four times last: Shammond Williams vs. Maryland 1/8/1997
3-Point Pct. (min. 5 made)	1.000 five times most attempts: 6x6 *Jason Capel vs. Clemson 3/9/2001 in Atlanta	1.000 three times most attempts: 6x6 *Jason Capel vs. Clemson 3/9/2001 in Atlanta	1.000 by Joel Berry II vs. Duke 3/4/2017 (5x5)
Free Throws Made	21 by York Larese vs. Duke 12/29/1959 in Raleigh	20 by Tyler Zeller vs. Maryland 2/29/2012	20 by Tyler Zeller vs. Maryland 2/29/2012
Free Throw Attempts	24 by Billy Cunningham vs. Maryland 1/13/1964 24 by Lennie Rosenbluth at Clemson, 1/14/1965	24 by Billy Cunningham vs. Maryland 1/13/1964 24 by Lennie Rosenbluth at Clemson, 1/14/1965	23 by Tyler Zeller vs. Maryland 2/29/2012
Free Throw Pct. (min. 10 att.)	1.000 by York Larese vs. Duke (21x21) 12/29/1959 in Raleigh	1.000 by Phil Ford at NC State (16x16) 2/24/1976	1.000 by Cole Anthony vs. Boston College (14x14), 2/1/2020 1.000 by Tyler Hansbrough vs. NC State (14x14), 1/7/2006 1.000 by RJ Davis vs. NC State (14x14) 1/21/2023)
Offensive Rebs.(since 1986-87)	12 by Brice Johnson at Duke 3/5/2016 12 by Sean May vs. Duke 3/6/2005	12 by Brice Johnson at Duke 3/5/2016 12 by Sean May vs. Duke 3/6/2005	12 by Sean May vs. Duke 3/6/2005
Rebounds	30 by Rusty Clark vs. Maryland 2/21/1968	30 by Rusty Clark vs. Maryland 2/21/1968	24 by Sean May vs. Duke 3/6/2005
Assists	18 by Raymond Felton vs. George Mason 12/7/2003	16 by Kendall Marshall at Maryland 2/4/2012 16 by Kendall Marshall vs. Florida State 2/6/2011	18 by Raymond Felton vs. George Mason 12/7/2003
Blocked Shots	10 by Brendan Haywood vs. Miami 12/4/2000	*8 by Walker Kessler vs. Notre Dame 3/10/2021 in Greensboro	10 by Brendan Haywood vs. Miami 12/4/2000
Steals	9 by Derrick Phelps vs. Georgia Tech 2/2/1992	9 by Derrick Phelps vs. Georgia Tech 2/2/1992	9 by Derrick Phelps vs. Georgia Tech 2/2/1992

^ NCAA Tournament

* ACC Tournament

note: York Larese made 21 of 21 free throws vs. Duke on 12/29/1959. The game was played in the Dixie Classic in Raleigh and was not an ACC regular-season game.



2024-25 PHOTO ROSTER



0 – TY CLAUDE
6-7, 230, Gr., F
Goldsboro, N.C.




2 – JAMES BROWN
6-10, 215, Fr., F
Aurora, Ill.



3 – ELLIOT CADEAU
6-1, 180, So., G
West Orange, N.J.



4 – R.J. DAVIS
6-0, 180, Gr., G
White Plains, N.Y.



5 – CADE TYSON
6-7, 200, Jr., G/F
Monroe, N.C.



6 – ELIJAH DAVIS
6-3, 215, Sr., G
Chapel Hill, N.C.



7 – SETH TRIMBLE
6-3, 195, So., G
Menomonee Falls, Wis.



9 – DRAKE POWELL
6-6, 195, Fr., G/F
Pittsboro, N.C.



11 – IAN JACKSON
6-4, 190, Fr., G
The Bronx, N.Y.



13 – JALEN WASHINGTON
6-10, 235, Jr., F
Gary, Ind.



14 – RUSSELL HAWKINS
6-1, 175, So., G
Charlotte, N.C.



15 – JOHN HOLBROOK
6-8, 230, Fr., F
Hickory, N.C.




22 – VEN-ALLEN LUBIN
6-8, 230, Jr., F
Orlando, Fla.



24 – JAE'LYN WITHERS
6-9, 220, Gr., F
Charlotte, N.C.



30 – DANTE MAYO JR.
6-1, 175, Fr., G
Gaithersburg, Md.



HUBERT DAVIS
Head Coach



BRAD FREDERICK
Assistant Coach



JEFF LEBO
Assistant Coach



SEAN MAY
Assistant Coach



MARCUS PAIGE
Assistant Coach



PAT SULLIVAN
Assistant Coach



ERIC HOOPS
Director of Operations



KIERSTEN STEINBACHER
Asst. to the Director
of Operations



JONAS SAHRATIAN
Director of Strength
& Conditioning



DOUG HALVERSON
Athletics Trainer



MEDIA INFORMATION



CREDENTIALS: Media seating in the Smith Center is located in section 212. Seats will be prioritized for media who regularly cover Carolina Basketball, the visiting team and national media.

Credential requests may be made online. Click on the QR code at the bottom of this page or email Steve Kirschner at stevekirschner@unc.edu for the link where you may submit your request.

Single-game requests should be made at least seven days prior to a scheduled game.

All photo/TV passes will be issued on a game-by-game basis. There are no season photo/TV passes.

Approved credentials can be picked up at media will call at Smith Center Entrance D, which will open 90 minutes before the scheduled starting time.

MEDIA WORK ROOM: The media work room is located on the ground floor adjacent to the visiting team's locker room. Seats are assigned. Overflow seats are available in the hall outside the media room. Media may also choose to work from their seat in section 212.

MEALS: A light meal is provided at most games. Soft drinks and water are available while supplies last. There is a beverage cooler located just outside the media workroom.

PHOTO SPOTS: Photo spots are assigned by half. Note your assigned seat may change by half. Credentials for photographers and videographers will be issued on a game-by-game basis and will be numbered to match the space on the baseline where they are assigned to shoot.

ARENA WiFi: Wireless Internet access is available in the arena. Instructions for logging on will be emailed to credentialed media. Please do not publicize the network or password for WiFi access. Live stats are available at UNC.statbroadcast.com.

MEDIA PARKING: Located in the Bowles Lot on Skipper Bowles Drive. You must have a parking pass to enter the media lot on the day of a game. You can't park first and then get your parking pass at our office.

GPS Directions: Skipper Bowles Lot, S-11, UNC campus (there is no street address number for this lot).

POSTGAME INTERVIEWS: Hubert Davis will conduct a postgame press conference in the media workroom. UNC players will be available for interviews in the team dining room just off the home tunnel.

Interviews with the visiting team at the Smith Center will be handled on a per-game basis. The visiting team may use the press room for an interview with the head coach, but it may choose to do so via Zoom or make its coach and players available for questions outside their locker room.

NON-GAMEDAY INTERVIEWS: Throughout the season, Davis and players will be available a day or two before select games. Interview requests should be made through the athletic communications office. Contact Kirschner with interview requests for Coach Davis. Due to contractual obligations, Davis is unable to participate in live radio call-in shows.

Media should direct player interview requests to Matt Bowers (mattbowers@unc.edu, 919-619-7021). Player interviews typically occur before practice. Players are not available for interviews on game day or on non-practice days.

ACC COACHES ZOOM: Beginning in January, Coach Davis will be available most Mondays for 10 minutes on the ACC media Zoom. Coaches do not participate if their teams play that evening.

ONLINE & SOCIAL MEDIA: Carolina's official website is GoHeels.com, which features the media guide, record book, statistics, game notes, roster, schedule, archives and other information. Archived recordings of the weekly and postgame press conferences will be posted to the site. Follow the Tar Heels on X and Instagram at [@UNC_Basketball](https://www.instagram.com/UNC_Basketball). A stats and notes X feed is available at [@UNCMBBStats](https://www.instagram.com/UNCMBBStats).

VISITING & NATIONAL RADIO LOCATIONS: Radio rights-holders for opposing teams and national radio will broadcast from booth 110 at the back of the lower grandstand in the Smith Center.

2024-25 PRESS CONFERENCE SCHEDULE (subject to change)

Day	Date	Game/Event	Time	Place
Mon	Feb 17	two days before NC State	9:50 a.m.	ACC Zoom
Fri	Feb 21	day before Virginia	2:30 p.m.	Smith Center press room
Fri	Feb 28	day before Miami	2:30 p.m.	Smith Center press room
Mon	Mar 3	day before at Virginia Tech	9:50 a.m.	ACC Zoom
Thu	Mar 6	two days before Duke	2:30 p.m.	Smith Center press room

HUBERT DAVIS LIVE: Most weeks Hubert Davis and Jones Angell will host a one-hour radio show Mondays from 7-8 p.m. at Top of the Hill restaurant on Franklin Street. Remaining Mondays include: February 17, March 10 and 17. The show moves in-studio on March 3 due to the team's schedule. The show will air live from Top of the Hill on two Wednesdays: February 12 and 26.



**STEVE
KIRSCHNER**



**MATT
BOWERS**

ATHLETIC COMMUNICATIONS: Office is located on the second level of the Woody Durham Media and Communications Center, which is adjacent to the Dean E. Smith Center. The mailing address is 380 Skipper Bowles Drive, Chapel Hill NC 27514.

Steve Kirschner, Senior Associate AD for Sports Information & Media Relations
(contact for Hubert Davis interviews)

Office/Cell (919) 962-7258/(919) 475-2695
Email stevekirschner@unc.edu

Director of Website Management/Media Relations Matt Bowers

(contact for player interviews)

Cell Phone (919) 619-7021
Email mattbowers@unc.edu

To Apply for Credentials SportsSystems.com/UNCBasketball
Web Site GoHeels.com

Carolina Basketball X [@UNC_Basketball](https://www.instagram.com/UNC_Basketball)

Stats and Notes X [@UNCMBBStats](https://www.instagram.com/UNCMBBStats)

Instagram [UNC_Basketball](https://www.instagram.com/UNC_Basketball)

YouTube [UNC_Basketball](https://www.youtube.com/UNC_Basketball)



**To access credential
application**



**To access the media central
landing page on GoHeels.com**



2024-25 North Carolina Men's Basketball 24-Game Stats



Game Records

Record	Overall	Home	Away	Neutral
ALL GAMES	14-10	9-2	3-5	2-3
CONFERENCE	7-5	5-1	2-4	0-0
NON-CONFERENCE	7-5	4-1	1-1	2-3

Score by Periods

Team	1st	2nd	OT	TOT
North Carolina	876	1036	22	1934
Opponents	879	932	19	1830

Team Box Score

No.	Player				Total		3-Point		F-Throw		Rebounds								PTS	AVG		
		GP-GS	MIN	AVG	FG-FGA	FG%	3FG-3FGA	3FG%	FT-FTA	FT%	OFF	DEF	TOT	AVG	PF	DQ	A	TO			BLK	STL
4	DAVIS, RJ	24-24	838:10	34.9	136-340	.400	51-161	.317	94-108	.870	8	83	91	3.8	45	0	92	38	1	26	417	17.4
11	JACKSON, Ian	23-12	622:50	27.1	113-237	.477	38-102	.373	52-69	.754	12	65	77	3.3	37	0	24	26	4	14	316	13.7
7	TRIMBLE, Seth	21-16	646:44	30.8	85-199	.427	19-65	.292	70-84	.833	30	84	114	5.4	34	0	33	25	8	29	259	12.3
3	CADEAU, Elliot	24-24	701:06	29.2	89-197	.452	18-60	.300	53-76	.697	12	65	77	3.2	74	3	145	76	7	27	249	10.4
9	POWELL, Drake	24-13	576:36	24.0	65-136	.478	24-62	.387	19-28	.679	12	70	82	3.4	43	1	20	20	15	18	173	7.2
13	WASHINGTON, Jalen	23-16	403:03	17.5	61-108	.565	1-12	.083	29-44	.659	37	76	113	4.9	52	0	11	28	25	6	152	6.6
22	LUBIN, Ven-Allen	24-8	414:35	17.3	65-93	.699	0-0	.000	28-45	.622	35	80	115	4.8	49	2	5	17	25	10	158	6.6
24	WITHERS, Jae'Lyn	24-7	333:54	13.9	38-77	.494	12-32	.375	22-31	.710	17	66	83	3.5	36	1	10	18	7	10	110	4.6
5	TYSON, Cade	21-0	184:04	8.8	20-52	.385	10-36	.278	8-14	.571	6	19	25	1.2	28	1	2	3	1	3	58	2.8
0	CLAUDE, Tyzhaun	14-0	74:51	5.3	8-13	.615	0-0	.000	6-13	.462	12	13	25	1.8	20	0	1	2	1	3	22	1.6
2	BROWN, James	13-0	35:01	2.7	6-9	.667	0-0	.000	1-2	.500	5	2	7	0.5	9	0	0	2	0	1	13	1.0
30	MAYO JR., Dante	4-0	06:02	1.5	1-2	.500	1-2	.500	0-0	.000	0	0	0	0.0	0	0	0	0	0	0	3	0.8
15	HOLBROOK, John	4-0	04:27	1.1	1-2	.500	0-0	.000	0-0	.000	1	1	2	0.5	0	0	0	0	0	0	2	0.5
14	HAWKINS, Russell	5-0	08:37	1.7	1-2	.500	0-0	.000	0-0	.000	0	0	0	0.0	1	0	1	1	0	0	2	0.4
Team											41	37	78				7					
Total		24	4850		689-1467	.470	174-532	.327	382-514	.743	228	661	889	37.0	428	8	344	263	94	147	1934	80.6
Opponents		24	4850		644-1507	.427	196-581	.337	346-462	.749	247	591	838	34.9	426	7	318	262	93	146	1830	76.3

Team Statistics

	UNC	OPP
Scoring	1934	1830
Points per game	80.6	76.3
Scoring margin	+4.3	-
Field goals-att	689-1467	644-1507
Field goal pct	.470	.427
3 point fg-att	174-532	196-581
3-point FG pct	.327	.337
3-pt FG made per game	7.3	8.2
Free throws-att	382-514	346-462
Free throw pct	.743	.749
F-Throws made per game	15.9	14.4
Rebounds	889	838
Rebounds per game	37.0	34.9
Rebounding margin	+2.1	-
Assists	344	318
Assists per game	14.3	13.3
Turnovers	263	262
Turnovers per game	11.0	10.9
Turnover margin	0.0	-
Assist/turnover ratio	1.3	1.2
Steals	147	146
Steals per game	6.1	6.1
Blocks	94	93
Blocks per game	3.9	3.9
Winning streak	1	-
Home win streak	2	-
Attendance	220821	100535
Home games-Avg/Game	11-20075	8-12567
Neutral site-Avg/Game	-	5-8614

Team Results

Date	Opponent		Score	Att.
11/04/2024	Elon	W	90-76	17242
11/08/2024	at Kansas	L	89-92	15300
11/15/2024	American	W	107-55	19555
11/22/2024	at Hawaii	W	87-69	8948
11/25/2024	vs Dayton	W	92-90	2400
11/26/2024	vs Auburn	L	72-85	2400
11/27/2024	vs Michigan St.	Lot	91-94	2400
12/04/2024	Alabama	L	79-94	21750
12/07/2024	Georgia Tech	W	68-65	19020
12/14/2024	La Salle	W	93-67	18420
12/17/2024	vs Florida	L	84-90	16058
12/21/2024	vs UCLA	W	76-74	19812
12/29/2024	Campbell	W	97-81	19959
01/01/2025	at Louisville	L	70-83	14248
01/04/2025	at Notre Dame	W	74-73	9149
01/07/2025	SMU	W	82-67	19594
01/11/2025	at NC State	W	63-61	19500
01/15/2025	California	W	79-53	20031
01/18/2025	Stanford	L	71-72	21750
01/21/2025	at Wake Forest	L	66-67	12799
01/25/2025	Boston College	Wot	102-96	21750
01/28/2025	at Pittsburgh	L	65-73	11277
02/01/2025	at Duke	L	70-87	9314
02/08/2025	Pittsburgh	W	67-66	21750



2024-25 North Carolina Men's Basketball ACC Games



Game Records

Record	Overall	Home	Away	Neutral
ALL GAMES	7-5	5-1	2-4	0-0
CONFERENCE	7-5	5-1	2-4	0-0
NON-CONFERENCE	0-0	0-0	0-0	0-0

Score by Periods

Team	1st	2nd	OT	TOT
North Carolina	422	442	13	877
Opponents	402	454	7	863

Team Box Score

No.	Player				Total			3-Point			F-Throw		Rebounds									
		GP-GS	MIN	AVG	FG-FGA	FG%	3FG-3FGA	3FG%	FT-FTA	FT%	OFF	DEF	TOT	AVG	PF	DQ	A	TO	BLK	STL	PTS	AVG
4	DAVIS, RJ	12-12	431:13	35.9	63-152	.414	24-65	.369	38-43	.884	2	40	42	3.5	25	0	44	18	0	10	188	15.7
11	JACKSON, Ian	12-11	378:13	31.5	62-139	.446	19-58	.328	30-39	.769	9	33	42	3.5	21	0	17	17	3	9	173	14.4
7	TRIMBLE, Seth	10-5	300:11	30.0	33-86	.384	5-27	.185	30-36	.833	17	46	63	6.3	15	0	13	9	0	12	101	10.1
3	CADEAU, Elliot	12-12	346:20	28.9	42-96	.438	10-30	.333	18-27	.667	6	34	40	3.3	38	2	69	40	4	11	112	9.3
9	POWELL, Drake	12-8	309:02	25.8	37-83	.446	13-38	.342	7-12	.583	7	31	38	3.2	25	1	9	13	5	9	94	7.8
22	LUBIN, Ven-Allen	12-5	234:06	19.5	35-54	.648	0-0	.000	14-26	.538	18	52	70	5.8	27	1	5	11	15	5	84	7.0
13	WASHINGTON, Jalen	11-7	209:25	19.0	29-52	.558	1-5	.200	15-19	.789	19	38	57	5.2	23	0	8	14	16	4	74	6.7
24	WITHERS, Jae'Lyn	12-0	122:25	10.2	15-25	.600	5-11	.455	4-5	.800	5	24	29	2.4	12	0	2	10	4	3	39	3.3
5	TYSON, Cade	9-0	55:13	6.1	2-9	.222	1-6	.167	3-4	.750	2	4	6	0.7	9	1	0	0	0	0	8	0.9
0	CLAUDE, Tyzhaun	4-0	16:38	4.2	1-3	.333	0-0	.000	0-1	.000	2	2	4	1.0	7	0	0	0	1	1	2	0.5
2	BROWN, James	8-0	19:30	2.4	1-3	.333	0-0	.000	0-0	.000	1	1	2	0.3	3	0	0	2	0	1	2	0.3
14	HAWKINS, Russell	1-0	00:54	0.9	0-0	.000	0-0	.000	0-0	.000	0	0	0	0.0	0	0	0	0	0	0	0	0.0
15	HOLBROOK, John	1-0	00:54	0.9	0-0	.000	0-0	.000	0-0	.000	0	0	0	0.0	0	0	0	0	0	0	0	0.0
30	MAYO JR., Dante	1-0	00:54	0.9	0-0	.000	0-0	.000	0-0	.000	0	0	0	0.0	0	0	0	0	0	0	0	0.0
Team											20	22	42				3					
Total		12	2425		320-702	.456	78-240	.325	159-212	.750	108	327	435	36.3	205	5	167	137	48	65	877	73.1
Opponents		12	2425		300-723	.415	81-262	.309	182-240	.758	117	290	407	33.9	187	3	143	121	57	81	863	71.9

Team Statistics

	UNC	OPP
Scoring	877	863
Points per game	73.1	71.9
Scoring margin	+1.2	-
Field goals-att	320-702	300-723
Field goal pct	.456	.415
3 point fg-att	78-240	81-262
3-point FG pct	.325	.309
3-pt FG made per game	6.5	6.8
Free throws-att	159-212	182-240
Free throw pct	.750	.758
F-Throws made per game	13.3	15.2
Rebounds	435	407
Rebounds per game	36.3	33.9
Rebounding margin	+2.3	-
Assists	167	143
Assists per game	13.9	11.9
Turnovers	137	121
Turnovers per game	11.4	10.1
Turnover margin	-1.3	-
Assist/turnover ratio	1.2	1.2
Steals	65	81
Steals per game	5.4	6.8
Blocks	48	57
Blocks per game	4.0	4.8
Winning streak	1	-
Home win streak	2	-
Attendance	123895	76287
Home games-Avg/Game	6-20649	6-12715
Neutral site-Avg/Game	-	0-0

Team Results

Date	Opponent		Score	Att.
12/07/2024	Georgia Tech	W	68-65	19020
01/01/2025	at Louisville	L	70-83	14248
01/04/2025	at Notre Dame	W	74-73	9149
01/07/2025	SMU	W	82-67	19594
01/11/2025	at NC State	W	63-61	19500
01/15/2025	California	W	79-53	20031
01/18/2025	Stanford	L	71-72	21750
01/21/2025	at Wake Forest	L	66-67	12799
01/25/2025	Boston College	Wot	102-96	21750
01/28/2025	at Pittsburgh	L	65-73	11277
02/01/2025	at Duke	L	70-87	9314
02/08/2025	Pittsburgh	W	67-66	21750