



McNEESE BASKETBALL

SLC TITLES 1975, '78, '97, '01, '02, '11, '24, '25 | SLC TOURNAMENT TITLES 1989, '02, '24, '25 | NCAA TOURNAMENT '89, '02, '24, '25

Record		Other Rankings	
Overall: 27-6	SLC: 19-1	KenPom: 59th	
Home: 15-1	Home: 10-0	ESPN BPI: 67th	
Away: 10-2	Away: 9-1	NCAA NET: 58th	
Neutral: 2-3	in OT: 0-0	vs. Quad 1: 0-2	
in OT: 0-0		vs. Quad 2: 1-2	
vs. Ranked: 0-2		vs. Quad 3: 6-2	
		vs. Quad 4: 18-0	
Rankings		McNeese in NCAA Tournament	
AP: RV (4)		Appearance: 4th	
CollegiateInsider: 7th		Record: 0-3	
		Highest Seed: 12 (in 2025 & 2024)	



McNEESE COWBOYS

2024-25 Record: 27-6 | SLC Record: 19-1 | Finish: 1st
 Ranking: AP (RV) | CollegiateInsider Mid-Major (7th)
 Head Coach: Will Wade (Clemson, 2005)
 Record at McNeese: 49-8 (2nd season)
 Career Record: 245-104 (11th season)
 Wade in NCAA Tournament: 4-5



CLEMSON TIGERS

2024-25 Record: 27-6 | ACC Record: 18-2 | Finish: 2nd
 Ranking: AP (12) | USA Today Coaches (13)
 Head Coach: Brad Brownell (DePauw University, 1991)
 Record at Clemson: 292-195 (15th season)
 Career Record: 459-280 (23rd season)
 Brownell in NCAA Tournament: 6-7



2024-2025 SCHEDULE/RESULTS

OPONENT	TV	SCORE
NOVEMBER		
4 vs. South Dakota State	YouTube	L, 80-73
7 COLL. OF BIBLICAL STUDIES		W, 111-57
11 at #2 Alabama	SECN	L, 72-64
18 NORTH TEXAS	ESPN+	W, 68-61

Paradise Jam • US Virgin Islands

22 vs. Illinois State (1st Round)	ESPN+	W, 76-68
24 vs. Longwood (Semifinals)	ESPN+	W, 84-69
25 vs. Liberty (Championship)	ESPN+	L, 62-58

DECEMBER

3 SANTA CLARA	ESPN+	L, 74-67
7 LeTOURNEAU	ESPN+	W, 103-69

Magnolia Madness • Tupelo, Mississippi

14 vs. #25 Mississippi State	ESPNU	L, 66-63
------------------------------	-------	----------

22 at Louisiana-Lafayette	ESPN+	W, 64-56
28 *NEW ORLEANS	ESPN+	W, 86-61
30 *SOUTHEASTERN	ESPN+	W, 79-51

JANUARY

4 *at East Texas A&M	ESPN+	W, 75-56
6 *at Northwestern State	ESPN+	W, 92-69
11 *NICHOLLS	ESPN+	W, 80-71
13 *at HCU	ESPN+	W, 75-59
18 *LAMAR	ESPN+	W, 75-64
20 *STEPHEN F. AUSTIN	ESPN+	W, 79-59
25 *at UTRGV	ESPN+	W, 93-63
27 *at A&M-Corpus Christi	ESPN+	W, 74-73

FEBRUARY

1 *at Nicholls	ESPN+	L, 71-63
3 *INCARNATE WORD	ESPN+	W, 67-65
8 *NORTHWESTERN STATE	ESPN+	W, 65-50
10 *EAST TEXAS A&M	ESPN+	W, 67-51
15 *at New Orleans	ESPN+	W, 78-64
17 *at Southeastern	ESPN+	W, 88-82
22 *A&M-CORPUS CHRISTI	ESPN+	W, 73-57
24 *UTRGV	ESPN+	W, 100-65

MARCH

1 *at Lamar	ESPN+	W, 68-66
3 *at Stephen F. Austin	ESPNU	W, 95-64
11 *NORTHWESTERN STATE	ESPNU	W, 83-64
12 *LAMAR	ESPN2	W, 63-54
20 #5 Clemson	TruTV	2:15 p.m. CT

BOLD CAPS denotes home games at Legacy Center
 * SLC game
 1 Field of 68 Season Opener (Sanford Pentagon, Sioux Falls, S.D.)
 ^ SLC Tournament (Legacy Center, Lake Charles, La.)
 2 NCAA Midwest Region (Amica Mutual Pavilion, Providence, R.I.)

GAME 34 • 2025 NCAA TOURNAMENT | FIRST ROUND

Thursday, March 20, 2025 | 2:15 p.m. CT

Location: Providence, R.I. | Arena: Amica Mutual Pavilion (11,648)

TV: TruTV | Talent: Andrew Catalon (PxP), Steve Lappas (Analyst), Evan Washburn (Reporter)

Westwood One Radio: Sirius: 209 | XM: 202 | Talent: Chris Carrino (PxP), Jordan Cornette (Analyst)

McNEESE RETURNS TO THE DANCE FOR SECOND STRAIGHT YEAR; WILL FACE CLEMSON IN 1ST ROUND

- McNeese will be making its second-straight appearance in the NCAA Tournament, the fourth in school history, and back-to-back appearances for the first time, when it takes on Clemson in the first round of the Midwest Region in Providence on Thursday.
- With 27 wins on the year, McNeese is one of 16 teams in the nation with 27 or more wins.
- The Cowboys are a No. 12 seed for the second straight year while Clemson will enter at No. 5.
- McNeese is 0-3 all-time in the NCAA Tournament.
- Three of the Cowboys' opponents this season are in the NCAA Tournament - Alabama, Mississippi State and Liberty.
- Two other opponents are playing in the NIT - Santa Clara and North Texas
- McNeese's non-conference strength of schedule is ranked 24th.
- McNeese and Clemson will be playing for the first time.
- This week Clemson is ranked No. 12 in the AP poll and 13th in the Coaches Poll... McNeese received 4 votes in the AP poll.
- The Tigers will be the third nationally-ranked opponent for McNeese this season (L, 72-64 at #2 Alabama; L, 66-63 vs. #25 Mississippi State).
- McNeese is one of just four teams in the NCAA (Duke, Houston, St. John's) with only one loss since January 1 (19-1).
- The Cowboys have won 22 of their last 23 games going back to December 22.
- McNeese head coach Will Wade is a 2005 graduate of Clemson and assistant coach Vernon Hamilton was a standout player for the Tigers from 2003-07 and still holds the school's single-season and career steals record.
- McNeese has never beaten a ranked team (0-34 all-time).
- McNeese will enter the game on an 11-game winning streak, tied as the fourth-longest current streak in the NCAA and the second double-digit winning streak on the season.
- The Cowboys set a new school record and tied a conference mark with its 19 Southland Conference victories.
- The Cowboys' .950 conference winning percentage this season ranked No. 1 in the NCAA.

PROJECTED STARTING LINEUP

-----2024-25 Season Stats-----

Pos.	No.	Name	Yr.	Ht.	Wt.	Pts.	Reb.	Asst.	Stl.	Fg%	3Fg%	Ft%	Hometown
G	11	Quadir Copeland	Jr.	6-6	200	9.0	3.3	4.5	1.3	.482	.143	.708	Philadelphia, Pa.
G	2	DJ Richards Jr.	Jr.	6-4	185	10.1	2.2	0.8	1.1	.455	.450	.887	Houston, Texas
G	6	Javohn Garcia	Sr.	6-3	183	12.9	3.5	1.9	1.6	.436	.333	.810	Columbus, Ohio
F	24	Christian Shumate	Sr.	6-6	213	10.5	6.3	1.3 (bpg)	0.7	.619	.302	.431	Chicago, Ill.
F	5	Joe Charles	Sr.	6-9	215	8.7	7.1	0.9	1.3	.435	.366	.800	Carencro, La.

OFF THE BENCH

G	0	T'Johnn Brown	So.	5-11	164	4.3	1.0	1.8	1.0	.397	.350	.688	Dallas, Texas
G	21	Sincere Parker	Jr.	6-3	195	12.1	2.5	0.6	0.8	.440	.292	.833	Rockford, Ill.
G	23	Brandon Murray	Sr.	6-5	210	7.1	3.1	2.1	0.9	.500	.349	.708	Germantown, Md.
F	9	Bryant Selebangue	Sr.	6-8	225	3.9	4.5	0.5	0.6	.640	0-1	.452	Central Republic of Africa



WADE, HAMILTON FACE ALMA MATER

McNeese head coach Will Wade and assistant coach Vernon Hamilton are both graduates of Clemson, Wade in 2005 and Hamilton in 2007. Wade spent his undergrad as a team manager then as a graduate assistant coach (2005-06) and Director of Operations (2006-07). Hamilton played for the Tigers from 2003-07 and earned All-ACC Defensive Team honors in 2006 while leading the conference with 2.68 steals per game that season. He continues to hold the school record for most steals in a season (83 in 2005-06) and in a career (271 (2003-07) and is tied for the school record for most games started in a season (36 in 2006-07).

GARCIA NAMED SLC PLAYER OF THE YEAR; SLC TOURNAMENT MVP; NABC ALL-GULF REGION; LOU HENSON AWARD FINALIST AS MID-MAJOR'S TOP PLAYER

Javohn Garcia earned several major awards by the Southland Conference and Region this year by being named the league's Player of the Year, SLC Tournament MVP and 1st team All-SLC. He was also named to the NABC All-Gulf Region 2nd team. In addition, he has been named a finalist for the Lou Henson Award, which names the top player in Mid-Major Basketball. Garcia will head into the NCAA Tournament as the team leader in scoring with a 12.9 per game clip. Also the team leader with 23 double-digit scoring games and had a team-high six contests when scoring 20 or more. He's started all 33 games on the season so far and has played 951 minutes while turning the ball over only 31 times and carries a league-best 25.1 efficiency, ranking as one of the top 200 players in all of Division I basketball. Garcia becomes the second consecutive Cowboy player to earn SLC Player of the Year honors and named a Lou Henson Award finalist (Shahada Wells in 2024).

McNeese SLC Players of the Year

Table with 2 columns: Year, Player Name. Includes Javohn Garcia (2025), Shahada Wells (2024), Patrick Richard (2012), Demond Mallet (2001), Rosell Ellis (1997), Anthony Pullard (1990), Jerome Batiste (1987), Joe Dumars (1985), David Lawrence (1979), Henry Ray (1975).

SHUMATE SLC'S TOP DEFENSIVE PLAYER FOR 2ND STRAIGHT YEAR

Christian Shumate became the Southland Conference's first-ever repeat selection as the league's Defensive Player of the Year while also marking the first-ever two-time winner of the award. In addition, he earned 2nd team All-Conference and was named to the All-Defensive team for the second year-in-a-row. He's been named All-Conference all four seasons at McNeese, becoming only the fourth player in school history to earn all-conference honors all four years, earning 1st team in 2024, 2nd team in 2023 and 2025, and 3rd team in 2022 (Joe Dumars, four 1st team selections; Edmond Lawrence, two 1st team and two 2nd team selections; John Rudd, two 1st team and two 2nd team selections).

McNeese SLC Defensive Players of the Year

Table with 2 columns: Year, Player Name. Includes Christian Shumate (2025, 2024), Sha'Markus Kennedy (2020).

Team Comparison table comparing McNeese and Clemson statistics across various categories like Scoring, FG Shooting, 3FG Shooting, FT Shooting, Rebounding, Assists, Steals, Blocks, Turnovers, and Turnover Margin.

WILL WADE EARNS SLC COACH OF YEAR AWARD AGAIN; FINALIST FOR HUGH DURHAM AWARD

Head Coach Will Wade garnered Coach of the Year honors for the second consecutive season, becoming the first Cowboy coach to earn the honor in back-to-back years and the fifth selection for the Cowboys all-time. Wade has been named one of 25 finalists for the 2024-25 Hugh Durham Award for the nation's top head coach in mid-major basketball. A 2023-24 Hugh Durham Award finalist, Wade guided McNeese to its second-consecutive Southland Conference regular season championship and No. 1 overall seed in the postseason tournament this season. The Cowboys' 27-6 overall record marks the second-straight season of winning 27 games or more while their 19-1 league record tied a conference record for most wins in a season. In 2024-25, he became the fastest coach to reach 40 wins in school history, doing it in 49 games, and has guided the Cowboys to back-to-back 20-win seasons for the first time since 2001-2002 and just the fifth time in school history. His current record at McNeese is 49-8 overall and 40-2 against conference competition, the winningest coach in conference history in league games only. In addition, McNeese's current total wins of 57 over a two-year span under Wade are the most in the 82-year history of the program.

McNeese SLC Coaches of the Year

Table with 2 columns: Year, Coach Name. Includes Will Wade (2025, 2024), Dave Simmons (2011), Tic Price (2002), Ron Everhart (2001).

TWO-YEAR SPAN RECORD SETTING FOR COWBOYS

McNeese has compiled an overall record of 55-10 over the last two seasons, setting a new school record for the most win over a two-year span... the old mark was 54 set by the 1956 NAIA national championship team, and the squad in 1957. The 55 wins over a two-year span are tied as the 2nd-most in Southland Conference history with Louisiana Tech's 55 wins in 1984 and 1985 when it had Karl Malone, and are 4 away from SFA's record of 59 set in 2013 and 2014. The Cowboys won their 400th all-time Southland Conference game at UNO on Feb. 15 to become the first team in league history, past or present, to win 400 conference games... McNeese now sits at 404 all-time league wins.

RECORD BOOK LOOK-IN

1,000 Points/1,000 Rebounds Club

- Edmond Lawrence (1973-76) 1,986 points/1,212 rebounds
David Lawrence (1977-80) 1,938 points/1,026 rebounds
Christian Shumate (2021-now) 1,675 points/1,082 rebounds

CAREER RECORD BOOK

Career Rebounds

- 1. 1,212 Edmond Lawrence 1973-76 102 gms
2. 1,181 John Rudd 1975-78 102 gms
3. 1,082 Christian Shumate 2022-pres. 134 gms
4. 1,026 David Lawrence 1977-80 109 gms

Career Points

- 1. 2,607 Joe Dumars 1982-85 117 gms
2. 1,986 Edmond Lawrence 1973-76 102 gms
10. 1,687 Stan Kernan 1957-61 88 gms
11. 1,675 Christian Shumate 2022-pres. 134 gms

Career Field Goal Percentage

- 1. .572 Jerome Batiste 1984-87 99 gms
2. .566 Christian Shumate 2022-pres. 134 gms
3. .553 David Lawrence 1977-80 109 gms

Career 3-Point Field Goals Made

- 1. 331 Demond Mallet 1997-01 117 gms
6. 199 Dru Kuxhausen 2019-21 56 gms
7. 168 DJ Richards, Jr. 2023-now 67 gms

Career 3-Point Field Goal Percentage

- 1. .450 DJ Richards Jr. 2023-now 67 gms
2. .434 Dru Kuxhausen 2020-21 56 gms
3. .398 Edward Garriet 2002-05 108 gms

Career Games Played

- 1. 134 Christian Shumate 2021-25
2. 125 Kevin Hardy 2011-15

Career Games Started

- 1. 116 Fred Gentry 1998-02
2. 113 Demond Mallet 1996-01
3. 108 Christian Shumate 2021-25

SINGLE-SEASON RECORD BOOK

Single-Season 3-Point Field Goals Made

- 1. 125 Dru Kuxhausen 2019-20 32 gms
2. 107 Demond Mallet 2000-01 31 gms
3. 94 Demond Mallet 1997-98 26 gms
4. 89 Edward Garriet 2003-04 27 gms
5. 87 Jason Coleman 2002-03 29 gms
87 Damon Wordlaw 1994-95 27 gms
6. 86 Diego Kapelan 2009-10 30 gms
86 Diego Kapelan 2010-11 32 gms
7. 85 DJ Richards Jr. 2024-25 33 gms

Single-Season 3FG Percentage (min. 35 made)

- 1. .458 (125-273) Dru Kuxhausen 2019-20
2. .455 (50-110) Demond Mallet 1996-97
3. .451 (83-184) D.J. Richards Jr. 2023-24
4. .450 (85-189) D.J. Richards Jr. 2024-25
.450 (50-111) Edward Garriet 2002-03
6. .444 (40-90) Javohn Garcia 2023-24
7. .441 (71-161) Jason Coleman 1999-00

Single-Season Assists

- 1. 243 Girard Harmon 1985-86
2. 218 David Green 1980-81
3. 200 Pointer Williams 1995-96
4. 184 Girard Harmon 1984-85
5. 162 David Green 1983-84
6. 155 Paul Curtis 1994-95
155 Shahada Wells 2023-24
8. 152 Chauncey Bryant 2001-02
9. 147 Quadir Copeland 2024-25

Triple Doubles

John Pichon vs. Wiley 2008-09 (19 pts, 12 reb, 10 assts)
Tony Johnson vs. Grambling, 1989-90 (10 pts, 12 reb, 10 assts)
Edmond Lawrence vs. OK Coll. of Arts, 1973-74 (25 pts, 20 reb, 10 blks)

SLC Career Double-Double Leaders

Table with 3 columns: Player, Years, No. Includes B.B. Davis, Lamar (1977-81, 56), Clarence Kea, Lamar (1976-80, 54), Christian Shumate, McN (2021-Now, 39).



MORE NOTES ON THE POKES

- McNeese is 40-2 against Southland Conference competition under head coach Will Wade over the last two seasons which is the best conference record over a two-year span in the NCAA.
- Ranked 12th in the nation with a +13.2 scoring margin.
- McNeese is 21-1 when leading at half and 13-0 when leading at half in conference games.
- 100 points scored in the win over UTRGV on Feb. 24 are the most scored against a D1 opponent this season and the 3rd-most under Will Wade over the last two seasons (102 vs. UNO, 1/27/24; 105 at HCU, 2/12/25) against a D1 opponent.
- 15-1 when shooting 50% or better in 2nd half for the season; 6-0 at 60% or better in 2nd half.
- Shot 50% or better in 2nd half in 14 of 20 SLC games.
- McNeese is outscored its conference opponents by 15.6 points and has posted 14 of its 19 wins by 10 points or more.
- **Brandon Murray** has scored 997 points in his career, 3 from 1,000.
- **Quadir Copeland** has dished out 4 or more assists in 11 straight games and 3 or more in 15 consecutive.
- **Richards Jr.** has made 168 threes in his McNeese career, ranking 7th all-time in school history.
- **Richards Jr.** has connected on 35 of 58 (.603) from long range the last 10 games.
- **Christian Shumate** extended his school record with his 39th double-double against UTRGV on Feb. 24, which also ranks him 3rd all-time in conference history.
- Eight different Cowboys have led the team in game scoring at least once this season and seven in rebounding.

MILESTONE MAKERS

- McNeese's **Christian Shumate** made McNeese history at Texas A&M-Corpus Christi where he pulled down his 1,000th career rebound as a Cowboy.
- He's the first player in school history to record 1,000 points, 1,000 rebounds, 100 assists, 100 blocked shots and 100 steals in a career.
- **Javohn Garcia** scored the 1,000th point of his career on Feb. 8 against Northwestern State.
- **DJ Richards Jr.** scored his 1,000th career point against UTRGV on Feb. 24 and popped the 200th three-pointer of his career against NSU on Feb. 8.
- **Joe Charles** recorded his 700th career rebound on 2/24 vs. UTRGV.
- **Bryant Selebangu** pulled down the 500th rebound of his career at UTRGV on 1/25.
- McNeese has won 405 Southland Conference games, extending its own league record.

BORN TO RUN

- McNeese is ranked No. 1 in the nation in "kill shots" which are scoring runs of 10 points are more, with 35, one more than UC San Diego, Iowa State and Duke.
- Recorded at least one kill shot in 16 of 20 conference games and 9 times on the season posted multiple kill shots in a game.
- Season-high three kill shots twice - at SFA in a 95-64 win (Mar. 3) and in a 100-65 win over UTRGV (Feb. 24).
- Four times has started a game with a kill shot - 12-0 vs. Biblical Studies (Nov. 7), 10-0 vs. UNO (Dec. 28), 10-0 vs. Southeastern (Dec. 30), and 10-0 at HCU (Jan. 13).
- The Cowboys have conceded just 10 kill shots to opponents, the eighth-fewest in the nation.

THE WRATH OF KHAN... OR AURA

- McNeese senior manager Amir "Aura" Khan has taken the social media world by storm with his hyped-up entrance when leading the team out onto the court with a boom-box strapped over his shoulder.
- The Lake Charles, La. native and Barbe High School product, had a video go ultra-viral when leading the team onto the court for its Feb. 22 home game against Texas A&M-Corpus Christi.
- Since then, he's become the first known team manager to ink NIL deals, three to be exact, and will lead the Cowboys into Thursday's game with a brand new boom-box supplied by one of his NILers... Buffalo Wild Wings.

McNeese Career Totals

Double-Digit Scoring Games		
Name 2024-25	Career	
Javohn Garcia	23	58
Christian Shumate	20	92
DJ Richards Jr.	20	58
Sincere Parker	19	38
Quadir Copeland	17	34
Joe Charles	14	39
Brandon Murray	10	45
Bryant Selebangu	4	23
Alyn Breed	2	11
T'Johnn Brown	2	2
Omar Cooper	0	4

20 + Point Games		
Name 2024-25	Career	
Javohn Garcia	6	9
Sincere Parker	5	12
DJ Richards	3	6
Quadir Copeland	2	4
Christian Shumate	1	17
Joe Charles	0	4
Brandon Murray	0	4
Bryant Selebangu	0	4

30 + Point Games		
Name 2024-25	Career	
Sincere Parker	1	4
Christian Shumate	0	2

5+ 3-point FG Games		
Name 2024-25	Career	
D.J. Richards Jr.	4	9
Joe Charles	1	2
Sincere Parker	1	1
Brandon Murray	0	1

10 + Rebound Games		
Name 2024-25	Career	
Christian Shumate	5	47
Joe Charles	5	26
Bryant Selebangu	2	20
DJ Richards Jr.	0	2

20 + Rebound Games		
Name 2024-25	Career	
Christian Shumate	0	1

5 + Assist Games		
Name 2024-25	Career	
Quadir Copeland	15	15
Omar Cooper	2	7
Brandon Murray	1	12
Javohn Garcia	0	4
Christian Shumate	0	1
Joe Charles	0	1
Alyn Breed	0	1

10 + Assist Games		
Name 2024-25	Career	
Quadir Copeland	3	3
Omar Cooper	1	2

Double-Doubles		
Name 2024-25	Career	
Christian Shumate	5	39
Quadir Copeland	3	4
Joe Charles	3	14
Bryant Selebangu	0	11
DJ Richards, Jr.	0	2
Alyn Breed	0	1

Starts		
Name 2024-25	Career	
Christian Shumate	33	108
Javohn Garcia	33	75
Joe Charles	31	68
DJ Richards Jr.	22	56
Quadir Copeland	22	22
Brandon Murray	11	73
Omar Cooper	9	36
Alyn Breed	2	32
Bryant Selebangu	1	36
T'Johnn Brown	1	1
Sincere Parker	0	6

The Southland Conference - Final Standings

Team	SLC	Pct.	Overall	Pct.
¹ McNeese	19-1	.950	27-6	.818
² Lamar	14-6	.700	20-13	.606
³ Nicholls	13-7	.650	20-13	.606
⁴ Northwestern State	12-8	.600	16-16	.500
⁵ A&M-Corpus Christi	12-8	.600	20-14	.588
⁶ Southeastern	12-8	.600	18-14	.562
⁷ UIW	9-11	.450	17-16	.515
⁸ HCU	9-11	.450	12-20	.375
UTRGV	8-12	.400	16-15	.516
Stephen F. Austin	7-13	.350	14-17	.452
East Texas A&M	3-17	.150	5-26	.161
New Orleans	2-18	.100	4-27	.129

Team Rankings (Last Updated by NCAA 3/17)

CATEGORY	STAT	SLC (NCAA TOP 100)
Scoring Offense	77.2	1 (81)
Scoring Defense	64.0	1 (16)
Scoring Margin	13.2	1 (12)
FG %	47.9	2 (34)
FG Def. %	40.2	1 (23)
3-Point FG%	35.9	2 (73)
3-Point FG Def.%	32.0	3 (89)
3-Point FG/Game	7.6	4
Free Throw %	71.0	3
Rebounds/Game	36.2	6
Rebounding Margin	3.7	2 (77)
Off. Rebs/Game	11.7	7 (94)
Def. Rebs/Game	24.6	6
Steals/Game	9.0	1 (23)
Assists/Game	14.1	4
Blocks/Game	3.4	8
Turnover Margin	3.7	1 (17)
Turnovers Forced/Game	14.6	1 (31)
Assist-TO Ratio	1.30	1 (93)
Bench Points/Game	24.9	2 (47)

NCAA Individual Rankings (Top 100)

RANK	PLAYER	STAT	VALUE
6	DJ Richards Jr.	3FG%	.450
74	Quadir Copeland	Total Assists	147
74	DJ Richards Jr.	3FG Made	85
84	Quadir Copeland	Assists/G	4.5
97	DJ Richards Jr.	3FG/G	2.6

COWBOYS IN NCAA TEAM AND STAT RANKINGS

- McNeese is ranked in the top 25 in the NCAA in six different stat categories.
- *12th in scoring margin (+13.2)*
- *15th in winning percentage (.818)*
- *16th in scoring defense (.640)*
- *17th in turnover margin (3.7)*
- *23rd in steals per game (9.0)*
- *23rd in FG defense (.402)*



2024-25 McNeese Cowboys Basketball Roster

No.	Player	Pos.	Ht.	Wt.	Cl.	Hometown/HS/Previous
0	T'Johnn Brown	G	5-11	164	So.	Dallas, Texas/Kimball HS
1	Omar Cooper	G	6-0	179	Sr.	Atlanta, Ga./The Walker School/Clarendon College
2	DJ Richards Jr.	G	6-4	185	Jr.	Houston, Texas/Cypress Creek HS/UTSA
5	Joe Charles	F	6-9	215	Sr.	Carencro, La./Carencro HS/ULL
6	Javohn Garcia	G	6-3	183	Sr.	Columbus, Ohio/Brewster Academy/UMass/College of Sequoias
9	Bryant Selebangué	F	6-8	225	Sr.	Bangui, Central Republic of Africa/Rise Prep at TRC Academy/Tulsa/Florida SW CC/Arizona State
11	Quadir Copeland	G	6-6	203	Jr.	Philadelphia, Pa./Gettysburg HS/Life Center Academy/IMG/Syracuse
13	Howard Gaskins	G	6-2	185	Fr.	Baton Rouge, La./Liberty Magnet
14	Erik Villarreal	G	6-2	180	Fr.	Houston, Texas/Clear Lake HS
21	Sincere Parker	G	6-3	195	Sr.	Rockford, Ill./Rockford East HS/Saint Louis
23	Brandon Murray	G	6-5	210	Sr.	Georgetown, Md./IMG Academy/Georgetown/Ole Miss
24	Christian Shumate	F	6-6	213	Sr.	Chicago, Ill./Bloom HS/Tulsa
33	Lamont Evans	G	6-0	155	Jr.	Hollywood, Fla./Blanche Ely HS/Saint Louis

Coaching Staff

Head Coach: Will Wade (2nd season at McNeese; 11th season overall)
 Assistant Coach: Brandon Chambers (2nd season)
 Assistant Coach: Vernon Hamilton (2nd season)
 Assistant Coach: Shawn Forrest (2nd season)
 Director of Operations: Nick Flory
 Special Assistant to Head Coach: Reed Vial
 Graduate Assistants: Joseph Anderson, Issac Stansbury
 Video & Analytics: Brady Jones
 Athletic Trainer: DeVante Frazier
 Strength & Conditioning: Steven Soltysiak
 Managers: Amir "Aura" Khan, Landry Donham, Mitchel Eder, Jake Forbes, Jordan Romero

Pronunciations

0	T'Johnn Brown	tuh-john
6	Javohn Garcia	juh-von
7	Alyn Breed	allen
9	Bryant Selebangué	sell-uh-bahn-gay
11	Quadir Copeland	qwah-deer

McNEESE BASKETBALL FACTS

GENERAL

Location:..... Lake Charles, La.
 Founded: 1939
 Nickname: Cowboys
 Colors: Blue & Gold
 Conference: Southland
 Arena:..... Legacy Center (4,200)
 President: Dr. Wade Rousse
 Vice President/Director of Athletics: Heath Schroyer
 Deputy AD/SWA/Compliance: Bridget Martin
 Sr. Assoc. AD/Communications: Matthew Bonnette
 Sr. Assoc. AD/External: Matt Fontenot
 Asst. AD/Business Ops and Compliance: John Lemke
 Faculty Athletic Representative: Dr. Jeff Lemke
 Ticket Office Phone: 337-475-4678
 Web Site: McNeeseSports.com

COACHING STAFF

Head Coach: Will Wade
 Alma Mater: Clemson, 2005
 Record at McNeese: 49-8 (2nd Season)
 Career Record: 245-104 (11th Season)
 Assistant Coach: Brandon Chambers (2nd Season)
 Alma Mater: VCU, 2011
 Assistant Coach: Vernon Hamilton (2nd Season)
 Alma Mater: Clemson, 2007
 Assistant Coach: Shawn Forrest (2nd Season)
 Alma Mater: Arkansas-Pine Bluff, 1998
 Dir. of Basketball Ops: Nick Flory (2nd Season)
 Special Assistant to Head Coach: Reed Vial (2nd Season)
 Graduate Assistants: Joseph Anderson, Isaac Stansbury
 Video & Analytics Coordinator: Brady Jones (2nd Season)
 Athletic Trainer: DeVante Frazier
 Strength & Conditioning: Steven Soltysiak
 Managers: Landry Donham, Jake Forbes,
 Amir Khan, Jordan Romero, Mitchell Eder
 Basketball Office Phone: 337-475-5480

TEAM INFORMATION

2024-25 Record: 27-6
 Home: 15-1 Away: 10-2 Neutral: 2-3
 Southland Conference Record: 19-1/1st
 Home: 10-0 Away: 9-1

BASKETBALL HISTORY

First Year: 1943-44 (82nd Year)
 All-Time Record: 1,148-1,035
 All-Time SLC Record: 405-391 (52nd Year)
 Regular Season Titles: 6
 Last Regular Season Title: 2011
 SLC Tournament Appearances: 34
 SLC Tournament Titles: 3
 Years Won: 2024, 2002, 1989
 SLC Tournament Record: 31-32
 GSC Titles: 6
 National Titles: 1 (1956 NAIA)
 NCAA Tournament Appearances: 3
 Last NCAA Appearance: 2024
 NCAA Tournament Record: 0-3
 NIT Appearances: 3
 Last NIT Appearance: 2011
 NIT Record: 1-3
 CIT Appearances: 1
 Last CIT Appearance: 2012
 CIT Record: 0-1



TV | RADIO ROSTER



0 T'Johnn Brown
G | 5-11 | 164 | So.
Dallas, Texas




1 Omar Cooper
G | 6-0 | 179 | Sr.
Atlanta, Ga.



2 DJ Richards Jr.
G | 6-4 | 185 | Jr.
Houston, Texas



5 Joe Charles
F | 6-9 | 215 | Sr.
Carencro, La.



6 Javohn Garcia
G | 6-3 | 183 | Sr.
Columbus, Ohio



7 Alyn Breed
G | 6-3 | 190 | Jr.
Powder Springs, Ga.



8 Jerome Brewer Jr.
F | 6-9 | 216 | Jr.
Camden, N.J.



9 Bryant Selebangue
F | 6-8 | 225 | Sr.
Bangui, Central Republic of Africa



11 Quadir Copeland
G | 6-6 | 200 | Jr.
Philadelphia, Pa.



13 Howard Gaskins Jr.
G | 6-2 | 185 | Fr.
Baton Rouge, La.



14 Erik Villarreal
G | 6-3 | 190 | Fr.
Houston, Texas



21 Sincere Parker
G | 6-3 | 195 | Jr.
Rockford, Ill.



23 Brandon Murray
G | 6-5 | 210 | Sr.
Germantown, Md.



24 Christian Shumate
F | 6-6 | 213 | Sr.
Chicago, Ill.



33 Lamont Evans
G | 6-0 | 155 | Sr.
Hollywood, Fla.



Will Wade | Head Coach
2nd Season at McNeese
11th Season Overall



Brandon Chambers
Assistant Coach
2nd Season at McNeese



Vernon Hamilton
Assistant Coach
2nd Season at McNeese



Shawn Forrest
Assistant Coach
2nd Season at McNeese

**2024-25 McNeese Cowboys Schedule**

Date	Opponent	Location	Time	TV
Nov. 4	!vs. South Dakota State	Sioux Falls, S.D.	L, 80-73	YouTube
Nov. 7	College of Biblical Studies	Legacy Center	W, 111-57	
Nov. 11	at Alabama	Tuscaloosa, Ala.	L, 72-64	SEC Network
Nov. 18	North Texas	Legacy Center	W, 68-61	ESPN+
Nov. 22	#vs. Illinois State	US Virgin Islands	W, 76-68	ESPN+
Nov. 24	#vs. Longwood	US Virgin Islands	W, 84-59	ESPN+
Nov. 25	#vs. Liberty	US Virgin Islands	L, 62-58	ESPN+
Dec. 3	Santa Clara	Legacy Center	L, 74-67	ESPN+
Dec. 7	LeTourneau	Legacy Center	W, 103-69	ESPN+
Dec. 14	vs. Mississippi State	Tupelo, Miss.	L, 66-63	ESPNU
Dec. 22	at Louisiana-Lafayette	Lafayette, La.	W, 64-56	ESPN+
Dec. 28	*New Orleans	Legacy Center	W, 86-61	ESPN+
Dec. 30	*Southeastern	Legacy Center	W, 79-51	ESPN+
Jan. 4	*at A&M-Commerce	Commerce, Texas	W, 75-56	ESPN+
Jan. 6	*at Northwestern State	Natchitoches, La.	W, 92-69	ESPN+
Jan. 11	*Nicholls	Legacy Center	W, 80-71	ESPN+
Jan. 13	*at HCU	Houston, Texas	W, 75-59	ESPN+
Jan. 18	*Lamar	Legacy Center	W, 75-64	ESPN+
Jan. 20	*Stephen F. Austin	Legacy Center	W, 79-59	ESPN+
Jan. 25	*at UTRGV	Edinburg, Texas	W, 93-63	ESPN+
Jan. 27	*at A&M-Corpus Christi	Corpus Christi, Texas	W, 74-73	ESPN+
Feb. 1	*at Nicholls	Thibodaux, La.	L, 71-63	ESPN+
Feb. 3	*Incarnate Word	Legacy Center	W, 67-65	ESPN+
Feb. 8	*Northwestern State	Legacy Center	W, 65-50	ESPN+
Feb. 10	*A&M-Commerce	Legacy Center	W, 67-51	ESPN+
Feb. 15	*at New Orleans	New Orleans, La.	W, 78-64	ESPN+
Feb. 17	*at Southeastern	Hammond, La.	W, 88-82	ESPN+
Feb. 22	*A&M-Corpus Christi	Legacy Center	W, 73-57	ESPN+
Feb. 24	*UTRGV	Legacy Center	W, 100-65	ESPN+
Mar. 1	*at Lamar	Beaumont, Texas	W, 68-66	ESPN+
Mar. 3	*at Stephen F. Austin	Nacogdoches, Texas	W, 95-64	ESPNU
Mar. 11	^Northwestern State	Legacy Center	W, 83-64	ESPNU
Mar. 12	^Lamar	Legacy Center	W, 63-54	ESPN2

Home Games in **Bold** | All Times Central Time Zone

! - Field of 68 Season Opener

- Paradise Jam (US Virgin Islands)

* - Southland Conference Games

^ - Southland Conference Tournament





McNEESE VS. NATIONALLY RANKED TEAMS

• McNeese has played two nationally ranked teams this season, falling 72-64 at then-No. 2 Alabama (Nov. 11) and dropping a 66-63 decision against No. 25 Mississippi State in Tupelo on Dec. 14.

• McNeese has never beaten a ranked team and is 0-34 all-time against ranked opponents.

• The first loss against a ranked opponent came in the 1975-76 season when the Cowboys dropped an 87-70 game to No. 19 Centenary who was led by Hall of Famer Robert Parish.

• In the 1984-85 season, McNeese had Hall of Famer Joe Dumar while Louisiana Tech's roster had Hall of Famer Karl Malone... McNeese came up just short against the No. 7 Bulldogs late in the season.

Results vs. Ranked Opponents

Year	Opponent	Score
1975-76	#19 Centenary	L, 87-70
1984-85	#12 Louisiana Tech	L, 88-69
	at #7 Louisiana Tech	L, 59-58
1986-87	at #6 Oklahoma	L, 68-63
	#16 New Orleans	L, 90-77
1988-89	at #7 Iowa	L, 77-56
	+vs. #3 Illinois	L, 77-71
1989-90	at #9 LSU	L, 85-49
1993-94	at #25 LSU	L, 93-72
1995-96	at #8 Cincinnati	L, 103-69
1989-99	at #11 New Mexico	L, 90-46
2001-02	+ vs. Mississippi St.	L, 70-58
2002-03	at #23 Mississippi St.	L, 81-65
	at #2 Texas	L, 97-59
2005-06	at #25 LSU	L, 90-70
2006-07	at #9 LSU	L, 91-57
2007-08	at #16 Texas A&M	L, 73-50
2009-10	at #20 Texas Tech	L, 76-75
2010-11	at #18 Washington	L, 118-64
	at #18 Texas A&M	L, 66-57
2012-13	at #22 North Carolina	L, 97-63
2013-14	at #2 Michigan State	L, 98-56
	at #23 San Diego State	L, 65-36
2015-16	at #19 LSU	L, 81-70
	at #8 Oklahoma	L, 85-56
2016-17	at #15 Purdue	L, 109-65
2018-19	at #22 Mississippi St.	L, 90-77
2022-23	at #7 Baylor	L, 89-60
	at #13 Tennessee	L, 76-40
	at #20 Iowa State	L, 77-40
	at #3 Houston	L, 83-44
2023-24	+vs. #5 Gonzaga	L, 86-65
2024-25	at #2 Alabama	L, 72-64
	vs. #25 Mississippi State	L, 66-63

+ NCAA Tournament

COLLEGEINSIDER MID-MAJOR TOP 25 (Mar. 17)

Rk	Team (1st Place)	W-L	Pts	Prev
1	UC San Diego (20)	30-4	753	2
2	Drake (1)	30-3	722	3
3	Gonzaga (4)	25-8	715	4
4	Saint Mary's (5)	28-5	713	1
5	Yale	22-7	602	5
6	Liberty	28-6	593	7
7	McNeese	27-6	589	8
8	High Point	29-5	536	9
9	UC Irvine	28-6	520	6
10	Akron	28-6	512	11
11	UNCW	27-7	420	16
12	San Francisco	24-9	417	10
13	Lipscomb	25-9	389	14
14	Grand Canyon	26-7	388	19
15	Robert Morris	26-8	319	17
16	Bradley	26-8	275	12
17	Towson	22-11	226	13
18	Troy	23-10	221	NR (29)
19	Utah Valley	25-8	191	18
20	Chattanooga	24-9	167	20
21	Montana	25-9	143	NR (32)
22	Omaha	22-12	104	NR (30)
23	Miami OH	25-9	88	22
24	Bryant	23-11	70	NR (39)
25	Norfolk State	24-10	58	NR (34)

OTHERS RECEIVING VOTES: Arkansas State 54, Furman 50, Charleston 35, Middle Tennessee 34, Jacksonville State 33, **Santa Clara 23**, Samford 22, Northern Colorado 14, Wofford 12, American 10, Kent State 10, SIU Edwardsville 9, Belmont 8, Milwaukee 8, North Alabama 7, Cleveland State 6, Northern Iowa 5, St Thomas (MN) 3, CSUN 1.

Bold - 2024-25 Opponents

AP TOP 25 (Mar. 17)

Rk	Team (1st Place)	W-L	Pts	Prev
1	Duke	31-3	1463	1
2	Houston	30-4	1394	2
3	Florida	30-4	1370	4
4	Auburn	28-5	1291	3
5	St. John's	30-4	1225	6
6	Tennessee	27-7	1174	8
7	Alabama	25-8	1120	5
8	Michigan State	27-6	1080	7
9	Texas Tech	25-8	926	9
10	Louisville	27-7	809	13
11	Maryland	25-8	764	11
12	Clemson	27-6	746	10
13	Wisconsin	26-9	732	18
14	Michigan	25-9	681	22
15	Iowa State	24-9	641	12
16	Memphis	29-5	636	16
17	BYU	24-9	563	17
18	Kentucky	22-11	511	15
19	Texas A&M	22-10	457	14
20	Saint Mary's	28-5	306	20
21	Arizona	22-12	253	21
22	Purdue	22-11	227	22
23	Missouri	22-11	159	23
24	Gonzaga	25-8	151	NR
25	Oregon	24-9	115	24

OTHERS RECEIVING VOTES: Drake 107, Marquette 69, UC San Diego 57, Illinois 55, VCU 28, Creighton 28, Mississippi 13, **McNeese St. 4**, UConn 4, Colorado St. 4, Kansas 3, High Point 3, UCLA 3, Akron 3.

Bold - 2024-25 Opponents



WILL WADE

2nd Season at McNeese (49-8)

11th Season Overall (245-104)

PERSONAL

Born: Nov. 26, 1982
Hometown: Nashville, Tennessee
High School: Franklin Road Academy
College: Clemson, 2005
Wife: Lauren Deason
Child: Caroline Elizabeth

- 2025 Southland Conference Coach of the Year**
- 2025 Hugh Durham Award Coach of the Year Finalist**
- 2024 Southland Conference Coach of the Year**
- 2024 Louisiana Coach of the Year**
- 2024 NABC District 22 Coach of the Year**
- 2024 Jim Phelan Award Coach of the Year Finalist**
- 2024 Hugh Durham Award Coach of the Year Finalist**

Will Wade is in his second season as head coach of the McNeese Cowboys and in just two seasons, is placing his name as one of the greatest coaches in school history.

In 2024-25, he became the fastest coach to reach 40 wins in school history, doing it in 49 games, and has guided the Cowboys to back-to-back 20-win seasons for the first time since 2001-2002 and just the fifth time in school history. His current record at McNeese is 49-8 and is the Southland Conference's winningest coach in league history in terms of winning percentage (36-2, .947; 40-2 when adding in SLC tournament games).

In addition, McNeese's current total wins of 57 over a two-year span under Wade are the most in school history in the 82-year existence of the program, exceeding the previous record of 54 wins compiled by the 1955 and 1956 seasons, the 1955 being the NAIA National Championship year.

McNeese set a school record with its 19th Southland Conference at Stephen F. Austin on March 3 while also tying the league record for most conference wins in a season that was set by the 2019-20 Stephen F. Austin Lumberjacks.

In his first season in 2023-24, he guided the Cowboys to the Southland Conference regular season and tournament championships while leading the team to its first NCAA Tournament in 22 years.

Along the way, Wade, nicknamed "The American Gangster," led the Cowboys to their most cherished season in school history as a Division I program, posting a 30-4 record and a perfect 18-0 mark in home games at the Legacy Center.

Named the Southland Conference Coach of the Year and the NABC District 22 Coach of the Year, Wade was named a finalist for the Jim Phelan and Hugh Durham National Coach of the Year Awards and earned a vote as the AP Coach of the Year.

His 2023-24 season got started after serving a 10-game suspension and we went on to win his first 11 games that included a statement win at Michigan, the program's first-ever victory over a Big Ten school. The Nashville native notched his 200th-career win on January 6 against Texas A&M-Commerce and ended the season at 22-2, his best record in a season as a head coach.

Two of his players this past season, Shahada Wells and Christian Shumate, earned top honors from the Southland Conference – Wells the league's Player and Newcomer of the Year while Shumate garnered Defensive Player of the Year accolades. Both were named to the All-Defensive team as well.

As a team, the Cowboys ranked in the top five in the nation in five different categories – 2nd in scoring margin (17.7), 3rd in turnover margin (6.7) and winning percentage (88.2), 4th in field goal percent defense (38.9) and 5th in steals per game (10.3).

McNeese was one of just seven teams in the nation to finish with at least 30 wins (NCAA champion UConn 37, NCAA runner-up Purdue 34, Houston 32, Indiana State 32, James Madison 32, and Grandy Canyon 30).

The Cowboys also garnered votes in the AP and Coaches Top 25 polls for the first time in school history and were named the nation's team of the week three different times.

Now in his 11th season in his career, Wade has compiled a 239-104 overall record and 142-50 conference mark with stops at Chattanooga, VCU and LSU before coming to McNeese. He's appeared in the NCAA Tournament six times.

At LSU, Wade's five-year tenure is noted for consistent winning and a return to interest in the basketball program.

COACHING EXPERIENCE

- 2005-06 – Clemson, Graduate Assistant
- 2006-07 – Clemson, Director of Operations
- 2007-09 – Harvard, Assistant Coach
- 2009-13 – VCU, Assistant Coach
- 2013-15 – UT-Chattanooga, Head Coach
- 2015-17 – VCU, Head Coach
- 2017-22 – LSU, Head Coach
- 2023- – McNeese, Head Coach

YEAR-BY-YEAR RESULTS

Year	School	Overall Conference			Postseason
		W-L	W-L	Finish	
2013-14	Chattanooga	18-15	12-4	2nd	CIT 1st Round
2014-15	Chattanooga	22-10	15-3	2nd	
2015-16	VCU	25-11	14-4	t-1st	A-10 Co-Champs; NCAA Round of 32
2016-17	VCU	26-9	14-4	2nd	NCAA Round of 64
2017-18	LSU	18-15	8-10	t-9th	NIT Round of 16
2018-19	LSU	25-5	15-2	1st	SEC Champions; NCAA Sweet 16; (did not coach final 5 games of season)
2019-20	LSU	21-10	12-6	t-2nd	Postseason canceled by pandemic
2020-21	LSU	19-10	11-6	3rd	NCAA Round of 32
2021-22	LSU	22-11	9-9	t-5th	NCAA Round of 64; did not coach NCAA
2023-24	McNeese	22-2	17-1	1st	SLC Champions; NCAA Tournament
2024-25	McNeese	27-6	19-1		SLC Champions; NCAA Tournament
11th Season		245-104	146-50		NCAA Tournament



During his time in Baton Rouge, the Tigers won a Southeastern Conference regular season championship in 2019, advanced to four post-season tournaments (including consecutive NCAA Tournaments in 2019, 2021 and 2022) and advanced to an SEC Tournament championship game for the first time since 1993.

LSU in his last four seasons (2019-22) won 48 regular season SEC games, tied for the second most of any team over that period.

LSU won 20 games or more in three-of-his-five seasons and finished his time at LSU with a record of 105-51 with 196 career wins for his nine years as a head coach. He finished 55-33 in the SEC over that time. His 105 wins made him the fourth winningest coach in LSU Basketball history.

He worked hard to put together a program with good players that produced consistent winning, regular post-season tournament appearances and playing an exciting brand of basketball that would see the Tigers contend for a top spot yearly in the Southeastern Conference.

Coach Wade was able to check many of those boxes of program building and program stability that he set out to accomplish when he was named the 22nd head coach of the LSU program prior to the 2017-18 season.

The Tigers advanced to the round of 16 in the NIT in 2018, to the Sweet 16 in the 2019 NCAA Championship, to the second round of the NCAAs in 2021 and a tournament appearance in 2022.

In 2019, Coach Wade, his staff and players put together a team that posted a 16-2 record in the Southeastern Conference, winning the 11th regular season title in school history.

Wade has also brought analytics and trends to his coaching practices at LSU and his ability to quickly know situations and tendencies proved beneficial to the Tigers in his five seasons.

The highlight of Wade's five years came in 2019 when the Tigers won their first SEC title in 10 years and won two games in the NCAA Tournament to advance to the Sweet 16 for the first time since 2006.

The native of Nashville, Tennessee, directed VCU to a 51-20 record and two NCAA Tournament appearances in 2015-2016 and 2016-2017. The 2016 Rams advanced to the second round of the tournament, defeating seventh-seed Oregon State before losing to Oklahoma. Wade was the youngest head coach in

the NCAA Tournament in 2016. In 2017, VCU lost to St. Mary's in the first round of the NCAA tourney.

The Rams were 28-8 over his two years in the Atlantic 10 Conference, posting 14-4 records both years. The team was 25-11 in 2016 and earned a share of the Atlantic 10 Conference regular season crown. The 2017 team won 26 games and finished second in the league.

Wade previously served at VCU as an assistant with the Rams under Shaka Smart from 2009-13. VCU was 113-37 during that time, reached three NCAA Tournaments and won the 2012 Colonial Athletic Association Championship. He was part of the staff in 2011 when VCU advanced from the NCAA "First Four" all the way to the Final Four in Houston.

Wade is credited with being a key figure in four top non-power five recruiting classes in his four seasons at VCU.

Prior to becoming the head coach at VCU, Wade served as the head coach at Chattanooga for the 2013-14 and 2014-15 seasons.

His first Mocs squad went 18-15 in 2014, finishing 12-6 and second in regular season Southern Conference play. The 18 wins overall were the most by the program since 2008-09 and the 12 wins in league games was the highest total since 2010-11. The team made the school's first postseason appearance since 2009 in the CIT.

Wade was honored with the Anton Foy Southern Conference Coach of the Year award for his efforts in 2014.

The Mocs won 22 games in 2015 and finished 15-3 in the league as Wade guided Chattanooga to its first 20-win season since 2004-05. He finished his two seasons there at 40-25 and 27-7 in league play. In the two seasons prior to his arrival, Chattanooga was 24-40 overall and 13-23 in SoCon play.

Wade was VCU Head Coach Shaka Smart's first hire upon being named the head VCU coach in 2009.

That reputation was cemented prior to his arrival on the VCU campus. He served as an assistant to Tommy Amaker at Harvard in 2007-08 and 2008-09. Much like at VCU, he was Amaker's first hire.

Wade's coaching start came at Clemson where he served as Director of Basketball Operations (2006-07) and Graduate Assistant (2005-06) after four seasons as a student manager (2002-05). There he worked for coaches Larry Shyatt (2002-03) and Oliver Purnell (2004-07).

In eight years on coaching staffs at Clemson, Harvard and VCU, the teams had a record of 177-97 with six postseason appearances (2005-13).

Wade is married to the former Lauren Deason, and the couple has one daughter, Caroline Elizabeth.



McNeese NCAA Tournament History & Records

McNeese Individual Single Game Records

- **Points:** 28, Michael Cutright vs. Illinois, March 16, 1989
- **Field Goals:** 12, Michael Cutright vs. Illinois, March 16, 1989
- **Field Goal Attempts:** 27, Michael Cutright vs. Illinois, March 16, 1989
- **3-Pt Field Goals:** 5, Tab Harris vs. Illinois, March 16, 1989
- **3-Pt Field Goal Att:** 8, Michael Cutright vs. Illinois, March 16, 1989; Tab Harris vs. Illinois, March 16, 1989; 12, Jason Coleman vs. Mississippi State, March 15, 2002; Shahada Wells vs. Gonzaga, March 21, 2024
- **Free Throws:** 6, Shahada Wells vs. Gonzaga, March 21, 2024
- **Free Throw Attempts:** 7, *Christian Shumate vs. Gonzaga, March 21, 2024*; Raynell Brewer vs. Mississippi State, March 15, 2002,
- **Rebounds:** 11, *Christian Shumate vs. Gonzaga, March 21, 2024*; Mark Thompson vs. Illinois, March 16, 1989,
- **Assists:** 5, Dwayne Davis vs. Illinois, March 16, 1989; Damond Williams vs. Mississippi State, March 15, 2002
- **Turnovers:** 8, Chauncey Bryant vs. Mississippi State, March 15, 2002
- **Blocks:** 3, Fred Gentry vs. Mississippi State, March 15, 2002
- **Steals:** 3, Michael Cutright vs. Illinois, March 16, 1989; Eldridge Lewis vs. Mississippi State, March 15, 2002; Shahada Wells vs. Gonzaga, March 21, 2024

McNeese Team Single Game Records

- **Points:** 71 vs. Illinois, March 16, 1989
- **Field Goals:** 30 vs. Illinois, March 16, 1989
- **Field Goal Attempts:** 69 vs. *Gonzaga, March 21, 2024*
- **Field Goal Percentage:** 45.5% vs. Illinois, March 16, 1989
- **3-Pt Field Goals:** 7 vs. Illinois, March 16, 1989
- **3-Pt Field Goal Att:** 22 vs. *Gonzaga, March 21, 2024*
- **3-Pt FG Percentage (min. 10 attempt):** 41.2% vs. Illinois, March 16, 1989
- **Free Throws:** 14 vs. *Gonzaga, March 21, 2024*
- **Free Throw Attempts:** 20 vs. Mississippi State, March 15, 2002
- **Free Throw Pct (min. 10 attempt):** 73.7% vs. *Gonzaga, March 21, 2024*
- **Rebounds:** 39 vs. Illinois, March 16, 1989
- **Assists:** 14 vs. Illinois, March 16, 1989
- **Blocks:** 4 vs. Mississippi State, March 15, 2002
- **Steals:** 10 vs. Mississippi State, March 15, 2002
- **Fouls:** 20 vs. Illinois, March 16, 1989; vs. Mississippi State, March 15, 2002
- **Turnovers/most:** 22 vs. Mississippi State, March 15, 2002
- **Turnovers/fewest:** 6 vs. *Gonzaga, March 21, 2024*

Opponent Individual Single Game Records

- **Points:** 25, Mario Austin, Mississippi State, March 15, 2002
- **Field Goals:** 9, Marckell Patterson, Mississippi State, March 15, 2002
- **Field Goal Attempts:** 13, Kenny Battle, Illinois, March 16, 1989; Kendall Gill, Illinois, March 16, 1989; Mario Austin, Mississippi State, March 15, 2002
- **3-Pt Field Goals:** 3, Nolan Hickman, Gonzaga, March 21, 2024
- **3-Pt Field Goal Att:** 6, Nolan Hickman, Gonzaga, March 21, 2024
- **Free Throws:** 9, Mario Austin, Mississippi State, March 15, 2002
- **Free Throw Attempts:** 14, Mario Austin, Mississippi State, March 15, 2002
- **Rebounds:** 13, Anton Watson, Gonzaga, March 21, 2024
- **Assists:** 9, Anton Watson, Gonzaga, March 21, 2024
- **Turnovers:** 7, Derrick Zimmerman, Mississippi State, March 15, 2002
- **Blocks:** 2, Nick Anderson, Illinois, March 16, 1989
- **Steals:** 5, Timmy Bowers, Mississippi State, March 15, 2002

Opponent Team Single Game Records

- **Points:** 86, Gonzaga, March 21, 2024
- **Field Goals:** 31, Gonzaga, March 21, 2024
- **Field Goal Attempts:** 61, Illinois, March 16, 1989
- **Field Goal Percentage:** 51.7%, Gonzaga, March 21, 2024
- **3-Pt Field Goals:** 10, Gonzaga, March 21, 2024
- **3-Pt Field Goal Att:** 21, Gonzaga, March 21, 2024
- **3-Pt FG Percentage (min. 10 attempt):** 47.6%, Gonzaga, March 21, 2024
- **Free Throws:** 20, Illinois, March 16, 1989
- **Free Throw Attempts:** 26, Illinois, March 16, 1989
- **Free Throw Pct (min. 10 attempt):** 77.8%, Gonzaga, March 21, 2024
- **Rebounds:** 46, Gonzaga, March 21, 2024
- **Assists:** 22, Gonzaga, March 21, 2024
- **Blocks:** 3, Illinois, March 16, 1989
- **Steals:** 11, Illinois, March 16, 1989; Mississippi State, March 15, 2002
- **Fouls:** 19, Mississippi State, March 15, 2002
- **Turnovers/most:** 17, Mississippi State, March 15, 2002
- **Turnovers/fewest:** 12, Illinois, March 16, 1989

NCAA TOURNAMENT RESULTS

2024 • NO. 12 SEED

Date	Round	Opponent	Seed	Location	W/L
M21	64	Gonzaga	5	Salt Lake City	L, 86-65

2002 • NO. 14 SEED

Date	Round	Opponent	Seed	Location	W/L
M15	64	Miss. State	3	Dallas	L, 70-58

1989 • NO. 16 SEED

Date	Round	Opponent	Seed	Location	W/L
M16	64	Illinois	1	Indianapolis	L, 77-71



McNeese In the NCAA Tournament Box Scores



Official Basketball Box Score - Final
McNeese at Gonzaga
03/21/24 Delta Center, Salt Lake City
2023-24 Men's Basketball

Game Time: 7:25 PM
Game Duration: 2:00
Attendance: 17,404

Officials: Brian O'Connell, Patrick Evans, Brooks Wells

McNeese - 65

Record: 30-4

NO.	Name	Min	FG			Rebounds			Fouls		TP	AS	TO	ST	Blocks		+/-
			M-A	M-A	M-A	OR	DR	TOT	PF	FD					BS	BA	
5	Antavion Collum	F 23:13	1-8	0-3	0-0	2	2	4	5	1	2	2	1	2	0	0	-20
1	Omar Cooper	G 04:59	0-1	0-0	0-0	0	0	0	0	0	0	0	0	0	0	0	-9
13	Shahada Wells	G 35:54	6-25	1-8	6-6	3	3	6	0	4	19	2	1	3	0	1	-14
14	Javohn Garcia	G 24:15	1-7	0-2	1-1	0	3	3	4	1	3	1	1	0	1	1	-24
24	Christian Shumate	G 33:17	8-10	0-1	3-7	5	6	11	3	5	19	0	2	1	0	0	-15
2	DJ Richards	32:56	3-9	3-7	1-2	0	2	2	0	1	10	3	0	0	0	0	-8
11	CJ Felder	20:14	1-3	0-0	0-0	3	2	5	2	1	2	2	1	1	1	0	-9
3	Mike Saunders Jr.	18:40	3-5	1-1	1-1	0	0	0	1	2	8	0	0	0	0	0	-10
0	T'Johnn Brown	01:38	0-0	0-0	2-2	0	0	0	0	1	2	0	0	0	0	0	1
10	Roberts Berze	01:38	0-0	0-0	0-0	0	0	0	1	0	0	0	0	0	0	0	1
20	Wesley Fields	01:38	0-1	0-0	0-0	0	0	0	0	0	0	0	0	0	0	0	1
35	Cameron Jones	01:38	0-0	0-0	0-0	0	0	0	0	0	0	0	0	0	0	0	1
Team						1	2	3			0		0				
Totals			23-69	5-22	14-19	14	20	34	16	16	65	10	6	7	2	2	-21

Shooting By Period		
1 st FG%	9-33	27.3%
3PT%	1-10	10.0%
FT%	6-7	85.7%
2 nd FG%	14-36	38.9%
3PT%	4-12	33.3%
FT%	8-12	66.7%
GM FG%	23-69	33.3%
3PT%	5-22	22.7%
FT%	14-19	73.7%

Dead Ball Rebounds: 2, 0

Technical Fouls::NONE

Gonzaga - 86

Record: 26-7

NO.	Name	Min	FG			Rebounds			Fouls		TP	AS	TO	ST	Blocks		+/-
			M-A	M-A	M-A	OR	DR	TOT	PF	FD					BS	BA	
13	Graham Ike	F 23:16	6-6	0-0	4-4	2	8	10	0	1	16	0	1	0	0	0	27
22	Anton Watson	F 32:20	6-10	0-0	1-1	2	11	13	2	3	13	9	4	2	0	0	34
33	Ben Gregg	F 19:14	4-8	2-4	2-3	1	4	5	3	3	12	0	1	1	0	0	19
0	Ryan Nembhard	G 30:59	2-7	2-5	2-2	0	2	2	2	2	8	9	3	1	0	1	34
11	Nolan Hickman	G 27:30	4-8	3-6	0-0	0	1	1	2	0	11	1	2	0	0	0	16
4	Dusty Stromer	30:20	3-5	2-3	2-4	0	1	1	2	2	10	3	1	0	1	0	13
3	Luka Krajnovic	10:59	2-4	1-2	2-3	0	1	1	0	2	7	0	0	0	0	0	-16
34	Braden Huff	15:29	3-7	0-0	1-1	2	1	3	2	3	7	0	1	0	1	1	-7
21	Jun Seok Yeo	04:49	1-2	0-1	0-0	1	0	1	2	0	2	0	0	0	0	0	-13
15	Joe Few	02:34	0-2	0-0	0-0	0	0	0	1	0	0	0	0	0	0	0	-4
14	Pavle Stosic	01:15	0-0	0-0	0-0	0	0	0	0	0	0	0	0	0	0	0	1
25	Colby Brooks	01:15	0-1	0-0	0-0	1	0	1	0	0	0	0	0	0	0	0	1
Team						3	5	8			0		0				
Totals			31-60	10-21	14-18	12	34	46	16	16	86	22	13	4	2	2	21

Shooting By Period		
1 st FG%	17-29	58.6%
3PT%	8-11	72.7%
FT%	6-8	75%
2 nd FG%	14-31	45.2%
3PT%	2-10	20.0%
FT%	8-10	80%
GM FG%	31-60	51.7%
3PT%	10-21	47.6%
FT%	14-18	77.8%

Dead Ball Rebounds: 1, 1

Technical Fouls::NONE

	McN	GNZ
Biggest lead	2 (1 st 19:51)	35 (2 nd 4:49)
Best Scoring Run	17(2 nd 0:58)	12(1 st 2:58)
Lead Changes	1	
Times Tied	0	
Time with Lead	00:16	39:35

Points from	McN	GNZ
Turnovers	15	7
Paint	34	42
Second Chance	21	10
Fast Breaks	5	14
Bench	22	26

	Period by Period Scoring		
	1st	2nd	TOT
McN	25	40	65
GNZ	48	38	86



McNeese In the NCAA Tournament Box Scores

2002 NCAA Tournament First Round (Midwest Regional)

#3 Mississippi State 70, #14 McNeese 58

March 15, 2002 | Dallas, Texas | American Airlines Center

#14 McNeese	FG	3FG	FT	O-D	TOT	TP	A	TO	B	S	MIN
R. Brewer	2-5	0-0	3-7	1-4	5	7	0	1	0	0	19
F. Gentry	4-8	0-0	3-5	4-5	9	11	0	2	3	2	38
B. Perkins	1-6	0-1	2-2	1-5	6	4	0	5	1	1	23
D. Williams	6-14	2-3	1-2	5-4	9	15	5	2	0	0	36
C. Bryant	2-4	1-3	0-1	1-0	1	5	1	8	0	1	22
J. Coleman	2-10	1-8	0-0	0-1	1	5	0	0	0	0	17
E. Lewis	2-5	0-0	1-1	0-0	0	5	2	4	0	3	19
L. Jackson	2-4	0-0	0-1	0-2	2	4	0	0	0	1	17
A. Johnson	0-0	0-0	0-0	0-0	0	0	0	0	0	0	1
E. Garriet	1-2	0-1	0-0	0-0	0	2	0	0	0	0	3
P. Beik	0-0	0-0	0-0	0-0	0	0	1	0	0	1	1
B. Teeter	0-0	0-0	0-0	0-1	1	0	0	0	0	0	0+
D. Khorokorin	0-0	0-0	0-0	0-0	0	0	0	0	0	1	4
TEAM				3-1	4						
TOTALS	22-58	4-16	10-20	15-23	38	58	9	22	4	10	200

FG%: 1st: 11-30 .367 2nd: 11-28 .393 Game: 22-58 .379

3-FG%: 1st: 2-10 .200 2nd: 2-6 .333 Game: 4-16 .250

FT%: 1st: 1-5 .200 2nd: 9-15 .600 Game: 10-20 .500

#3 Miss. State	FG	3FG	FT	O-D	TOT	TP	A	TO	B	S	MIN
M. Austin	8-13	0-0	9-14	3-6	9	25	2	3	9	0	32
M. Patterson	9-11	2-3	0-0	0-1	1	20	1	3	0	0	23
T. Bowers	4-10	1-3	2-2	0-4	4	11	4	1	0	5	28
D. Zimmerman	3-6	0-0	4-4	2-3	5	10	4	7	0	0	31
M. Ignerski	0-2	0-1	0-0	0-3	3	0	0	1	0	1	9
M. Gholar	1-5	1-3	1-2	1-3	4	4	1	0	0	0	29
O. Harper	0-1	0-0	0-0	1-4	5	0	3	0	0	4	25
M. Campbell	0-1	0-0	0-0	0-0	0	0	0	1	1	0	3
G. Gardner	0-0	0-0	0-0	0-0	0	0	0	1	0	0	9
W. Frazier	0-0	0-0	0-0	0-0	0	0	0	0	0	0	1
B. Carr	0-1	0-1	0-0	0-0	0	0	0	0	0	0	0+
L. Smith	0-3	0-0	0-0	0-2	2	0	0	0	0	0	6
TEAM				2-4	6						
TOTALS	25-54	4-11	16-22	10-30	40	70	15	17	1	11	200

FG%: 1st: 9-24 .375 2nd: 16-30 .533 Game: 25-54 .463

3-FG%: 1st: 1-5 .200 2nd: 3-6 .500 Game: 4-11 .364

FT%: 1st: 12-16 .750 2nd: 4-6 .666 Game: 16-22 .727

Technical Fouls: None

Officials: David Hall, Ken Ditty, Burt Smith

Points in the Paint: McN 26, MSU 36

Points off Turnovers: McN 14, MSU 21

Second Chance Points: McN 10, MSU 10

Fast-Break Points: McN 6, MSU 4

Bench Points: McN 16, MSU 11

Score Tied: 2 times

Lead Changes: 2 times

Attendance: N/A

Score by Half

#14 McNeese 25 33 - 58

#3 Mississippi State 31 39 - 70

1989 NCAA Tournament First Round (Midwest Regional)

#1 Illinois 77, #16 McNeese 71

March 16, 1989 | Indianapolis, Ind. | Hossier Dome

#16 McNeese	FG	3FG	FT	O-D	TOT	TP	A	TO	B	S	MIN
M. Cutright	12-27	2-8	2-2	0-2	2	28	2	5	1	3	37
T. Harris	5-10	5-8	0-0	2-2	4	15	2	2	0	0	24
A. Pullard	6-15	0-0	1-1	4-4	8	13	0	6	0	0	33
M. Thompson	4-7	0-0	0-2	5-6	11	8	0	0	1	0	35
T. Griggley	0-3	0-0	1-4	1-4	5	1	3	2	0	0	32
D. Davis	3-4	0-1	0-0	1-3	4	6	5	1	0	0	19
T. Johnson	0-0	0-0	0-0	0-2	2	0	2	0	0	1	15
K. Williams	0-0	0-0	0-0	0-0	0	0	0	1	0	0	5
TEAM				3-0	3						
TOTALS	30-66	7-17	4-9	16-23	39	71	14	18	2	4	200

FG%: 30-66 .455 3-FG%: 7-17 .412 FT%: 4-9 .444

#1 Illinois	FG	3FG	FT	O-D	TOT	TP	A	TO	B	S	MIN
K. Battle	5-13	0-1	8-8	1-4	5	18	2	1	0	3	33
L. Hamilton	7-8	0-0	3-4	0-2	2	17	0	1	1	0	20
N. Anderson	4-6	0-0	5-8	5-7	12	13	2	1	2	4	32
K. Gill	5-13	0-4	1-1	2-1	3	11	3	1	0	4	30
S. Bardo	4-8	1-3	0-0	1-0	1	9	3	3	0	0	26
L. Smith	3-4	0-0	0-0	0-0	0	6	4	3	0	0	19
M. Liberty	0-7	0-0	2-3	0-3	3	2	0	1	0	0	19
E. Small	0-2	0-0	1-2	1-3	4	1	0	1	0	0	13
P.J. Bowman	0-0	0-0	0-0	0-0	0	0	1	0	0	0	5
M. MacDonald	0-0	0-0	0-0	0-0	0	0	0	0	0	0	3
E. Manzke	0-0	0-0	0-0	0-0	0	0	0	0	0	0	1
M. Shapland	0-0	0-0	0-0	0-0	0	0	0	0	0	0	1
TEAM				3-0	3						
TOTALS	28-61	1-8	20-26	13-20	33	77	15	12	3	11	200

FG%: 28-61 .459 3-FG%: 1-8 .125 FT%: 20-26 .769

Technical Fouls: None

Officials: Bobby Dibler, John Hannon, David Dodge

Attendance: 37,242

Score by Half

#16 McNeese 21 50 - 71

#1 Illinois 26 51 - 77



McNEESE AND NAISMITH BASKETBALL HALL OF FAME JOE DUMARS

Joe Dumars, NBA Executive Vice President and Head of Basketball Operations, played for McNeese from 1982-85 and was a 1985 NBA Draft first round pick of the Detroit Pistons where he played 14 years and helping the Pistons to back-to-back NBA Championships in 1989 and 1990.

A member of the Pistons' "Bad Boys" era, Dumars was anything but a Bad Boy throughout his playing days.

The NBA Sportsmanship Award is named for Dumars, with the Joe Dumars Trophy presented annually to the NBA player who best represents the ideals of sportsmanship on the court. Dumars was the inaugural winner of the NBA Sportsmanship Award (1995-96 season).

As a player, he also received the J. Walter Kennedy Citizenship Award for his outstanding service and dedication to the community.

He was a six-time NCA All-Star selection and three-time All-NBA Team honoree. He was named Most Valuable Player of the 1989 NBA Finals.



One of the top all-around guards of his era, Dumars averaged at least 20 points per game three times and was selected to the NBA All-Defensive Team five times. In international competition, Dumars won a gold medal with USA Basketball at the 1994 FIBA Basketball World Cup. He was inducted into the Naismith Memorial Basketball Hall of Fame in 2006.

At McNeese, he continues to hold the school career record for points scored at 2,607 and is second all-time in with a 22.5 average as he played before the three-point line was introduced.

He earned Southland Conference Newcomer of the Year honors in 1982 (freshman at the time) and the league's Player of the Year award in 1985. He's one of just three players in SLC history to earn first team all-conference honors all four seasons.

Last season, McNeese honored Dumars with the naming of the Legacy Center court, Joe Dumars Court.

Dumars is a member of the McNeese Sports Hall of Fame, Southland Conference Hall of Honor, Louisiana Sports Hall of Fame, Louisiana Association of Basketball Coaches Hall of Fame, College Basketball Hall of Fame, Naismith Basketball Hall of Fame and has his No. 4 jersey retired by both McNeese and the Detroit Pistons.





0 T'JOHNN BROWN

So.-1L • 5-11 • 164 • Guard • Dallas, Texas • Kimball HS

Season Stat Line

Games Played	Minutes/game	Points/game	FG Pct	3FG Pct	FT Pct	Rebounds/game	Assists/game	Turnovers/game	Assist/Turnover ratio	Steals/game	Blocks/game
21	13.7	4.3	39.7	35.0	68.8	1.0	1.8	1.4	1.2	1.0	0.2



2024-25 (Sophomore Season):

- Career-high 13 points at Southeastern on Feb. 17.
- Made his first career start at UNO on Feb. 15.
- Dished out career-high 4 assists against SFA on 1/20.
- Was expected to redshirt this season but had that broken against New Orleans on Dec. 28 when he was called into action with Omar Cooper and Alyn Breed being out indefinitely with illness and injuries
- Came off the bench and scored 7 points with 2 assists in 16 minutes of play against the Privateers in his first game.
- Added 6 points, an assist and two steals against

Southeastern while playing a career-high 23 minutes.

2023-24 (True Freshman Season):

Appeared in 16 games and averaged 2.3 points... Scored a season-high 8 points against Champion Christian where he played a season-high 17 minutes... Sank 8 of 10 from the free throw line on the season.

Season Highs:

- Points: 13 at Southeastern (2/17/25)
- Rebounds: 2 vs. UNO (12/28/24)
- Assists: 4 vs. SFA (1/20/25)
- Steals: 2, two times
- FG Made: 4 vs. Nicholls (1/11/25)
- 3FG Made: 1, two times
- FT Made: 8 at Southeastern (2/17/25)
- Minutes: 23 vs. Southeastern (12/30/24)

Career Highs:

- Points: 13 at Southeastern (2/17/25)
- Rebounds: 3 at HCU (2/12/24)
- Assists: 4 vs. SFA (1/20/25)
- Steals: 3 vs. MUW (12/5/23)
- FG Made: 4 vs. Nicholls (1/11/25)
- 3FG Made: 1 vs. several
- FT Made: 8 at Southeastern (2/17/25)
- Minutes: 23 vs. Southeastern (12/30/24)

Game-by-Game

Opponent	Date	GS	MIN	Total		3-Pointers		Free throws		Rebounds			Scoring							
				FG-FGA	PCT	3FG-3FGA	PCT	FT-FTA	PCT	OFF	DEF	TOT	AVG	PF	A	TO	BLK	STL	PTS	AVG
New Orleans	12/28/2024		16:58	3-6	.500	1-2	.500	0-0	.000	1	1	2	2.0	5	2	1	0	0	7	7.0
Southeastern La.	12/30/2024		23:24	2-6	.333	0-0	.000	2-2	1.000	0	0	0	1.0	1	1	2	0	2	6	6.5
at East Texas A&M	01/04/2025		13:11	1-3	.333	0-1	.000	0-0	.000	0	1	1	1.0	3	2	2	0	2	2	5.0
at Northwestern St.	01/06/2025		11:29	0-1	.000	0-0	.000	0-0	.000	0	0	0	0.8	5	2	2	0	1	0	3.8
Nicholls	01/11/2025		14:52	4-5	.800	0-1	.000	2-4	.500	0	3	3	1.2	2	0	3	0	2	10	5.0
at Houston Christian	01/13/2025		14:34	0-3	.000	0-1	.000	0-0	.000	0	0	0	1.0	1	2	3	0	1	0	4.2
Lamar University	01/18/2025		06:02	0-1	.000	0-1	.000	0-0	.000	0	1	1	1.0	4	1	2	0	0	0	3.6
SFA	01/20/2025		18:04	3-5	.600	1-2	.500	1-2	.500	0	2	2	1.1	3	4	1	0	1	8	4.1
at UTRGV	01/25/2025		13:46	2-3	.667	1-1	1.000	2-2	1.000	0	1	1	1.1	3	3	2	1	1	7	4.4
at A&M-Corpus Christi	01/27/2025		07:00	2-3	.667	2-2	1.000	0-0	.000	0	0	0	1.0	2	2	0	0	1	6	4.6
at Nicholls	02/01/2025		13:07	0-1	.000	0-0	.000	2-3	.667	0	1	1	1.0	3	1	1	0	2	2	4.4
UIW	02/03/2025		18:36	3-4	.750	0-0	.000	0-1	.000	0	2	2	1.1	1	4	1	1	1	6	4.5
Northwestern St.	02/08/2025		13:25	1-3	.333	1-1	1.000	2-2	1.000	0	0	0	1.0	1	0	2	0	1	5	4.5
East Texas A&M	02/10/2025		18:29	1-5	.200	0-0	.000	0-1	.000	0	1	1	1.0	1	5	1	0	2	2	4.4
at New Orleans	02/15/2025	*	16:13	2-5	.400	0-1	.000	0-0	.000	0	1	1	1.0	3	1	2	1	1	4	4.3
at Southeastern La.	02/17/2025		12:13	2-6	.333	1-3	.333	8-9	.889	0	1	1	1.0	4	0	1	0	0	13	4.9
A&M-Corpus Christi	02/22/2025		11:18	1-4	.250	0-0	.000	0-1	.000	2	1	3	1.1	0	2	2	0	0	2	4.7
UTRGV	02/24/2025		11:43	1-3	.333	0-1	.000	1-1	1.000	0	0	0	1.1	0	2	1	0	2	3	4.6
at Lamar University	03/01/2025		06:53	1-3	.333	0-0	.000	0-2	.000	0	0	0	1.0	2	0	0	0	0	2	4.5
at SFA	03/03/2025		24:58	2-8	.250	0-3	.000	2-2	1.000	0	3	3	1.1	3	3	0	1	0	6	4.6
vs Northwestern St.	03/11/2025		01:35	0-0	.000	0-0	.000	0-0	.000	0	0	0	1.0	1	0	1	0	0	0	4.3
Totals			1 287:50	31-78	.397	7-20	.350	22-32	.688	3	19	22	1.0	48	37	30	4	20	91	4.3

Career Stat Line

SEASON TEAM	GP-GS	MIN/AVG	Field Goals		3-Point		F-Throws		Rebounds			Scoring							
			FG-FGA	FG%	3FG-3FGA	3FG%	FT-FTA	FT%	OFF	DEF	TOT	AVG	PF-FO	A	TO	BLK	STL	PTS	AVG
2023-24 McN	16-0	98/6.1	14-31	.452	1-9	.111	8-10	.800	1	6	7	0.4	13-0	13	7	0	11	37	2.3
2024-25 McN	21-1	288/13.7	31-78	.397	7-20	.350	22-32	.688	3	19	22	1.0	48-2	37	30	4	20	91	4.3
TOTAL	37-1	386/10.4	45-109	.413	8-29	.276	30-42	.714	4	25	29	0.8	61-2	50	37	4	31	128	3.5



1 OMAR COOPER

Sr.-1L • 6-0 • 179 • Guard • Atlanta, Georgia • The Walker School • Clarendon College

Season Stat Line

Games Played	Minutes/game	Points/game	FG Pct	3FG Pct	FT Pct	Rebounds/game	Assists/game	Turnovers/game	Assist/Turnover ratio	Steals/game	Blocks/game
11	17.0	1.7	42.1	0.0	60.0	2.5	3.2	1.6	1.9	1.2	0.0



2024-25 (Senior Season):

- Suffered an injury during the ULL game on Dec. 22 and missed the next 8 games due to that injury.
- Is back healthy and will be used if needed.
- Dished out a career-high 13 assists while turning the ball over just once against Biblical Studies to go along with a career-best 8 rebounds.

2023-24 (Junior Season):

13th in SLC with 2.8 assists per game... Starter in the last 27 games of the season... 72 assists and 35 turnovers as a starter... 2.1 assists per game in SLC games

only... Four games scoring 10 points or more with a high of 14 against LeTourneau... Played just under 31 minutes at UAB in making his first Division I start and dished out 7 assists to only 2 turnovers.

Before McNeese

At Clarendon College:

Played two seasons at Clarendon College (TX), averaging 7 points, 3.1 assists, 1.5 steals and 1.6 rebounds per game... Played in 59 games, making 54 starts in his two seasons and averaged 25 minutes of playing time... Averaged 3.5 assists to go along with 5.3 points per game as a sophomore in 2022-23... Connected on 59 percent of his shots including 27 percent from 3-point range last season... His 3.8 assist/turnover ratio last year led his conference and ranked third in his conference and in the region... Scored 10 or more five times (high of 15 points) and dished out 5 or more assists 12 times (high of 8) in 2022-23... Averaged 8.7 points his freshman season, scoring 10 or more 13 times and had two games with 20 or more scored (20 and 23).

Season Highs:

- Points: 4 vs. CBS (11/7/24)
- Rebounds: 8 vs. CBS (11/7/24)
- Assists: 13 vs. CBS (11/7/24)
- Steals: 3 vs. North Texas (11/18/24)
- FG Made: 1 vs. CBS (11/7/24)
- 3FG Made: 0
- FT Made: 2 vs. CBS (11/7/24)
- Minutes: 28 vs. CBS (11/7/24)

Career Highs:

- Points: 14 vs. LeTourneau (11/14/23)
- Rebounds: 8 vs. CBS (11/7/24)
- Assists: 13 vs. CBS (11/7/24)
- Steals: 6 vs. LeTourneau (11/14/23)
- FG Made: 6 vs. Southern Miss (12/13/23)
- 3FG Made: 4 vs. LeTourneau (11/14/23)

Career 10-Assists Games

Date	Opponent	Assists
11/7/24	Biblical Studies	13
12/5/23	MUW	10

Game-by-Game

Opponent	Date	GS	MIN	Total		3-Pointers		Free throws		Rebounds			PF	A	TO	BLK	STL	PTS	AVG		
				FG-FGA	PCT	3FG-3FGA	PCT	FT-FTA	PCT	OFF	DEF	TOT								AVG	
Biblical Stud. (TX)	11/07/2024	*	28:21	1-2	.500	0-0	.000	2-2	1.000	1	7	8	8.0	4	13	1	0	2	4	4.0	
at Alabama	11/11/2024	*	08:14	0-1	.000	0-0	.000	0-0	.000	0	1	1	4.5	0	0	0	0	0	2.0		
North Texas	11/18/2024	*	22:18	1-3	.333	0-0	.000	0-2	.000	0	3	3	4.0	5	4	5	0	3	2	2.0	
vs Illinois St.	11/22/2024	*	15:34	1-2	.500	0-0	.000	1-1	1.000	0	3	3	3.8	3	5	0	0	3	3	2.3	
vs Longwood	11/24/2024	*	19:43	2-2	1.000	0-0	.000	0-0	.000	0	1	1	3.2	4	2	2	0	0	4	2.6	
vs Liberty	11/25/2024	*	18:53	0-1	.000	0-0	.000	0-0	.000	0	0	0	2.7	2	1	2	0	2	0	2.2	
Santa Clara	12/03/2024	*	19:52	0-1	.000	0-0	.000	0-0	.000	0	2	2	2.6	1	5	2	0	1	0	1.9	
LeTourneau	12/07/2024	*	21:39	1-2	.500	0-1	.000	0-0	.000	0	2	2	2.5	0	0	3	0	2	2	1.9	
vs Mississippi St.	12/14/2024	*	20:46	1-3	.333	0-0	.000	0-0	.000	1	3	4	2.7	4	4	3	0	0	2	1.9	
at Louisiana	12/22/2024	*	09:31	1-2	.500	0-0	.000	0-0	.000	0	2	2	2.6	0	0	0	0	0	2	1.9	
UTRGV	02/24/2025		01:44	0-0	.000	0-0	.000	0-0	.000	0	1	1	2.5	1	1	0	0	0	0	1.7	
Totals			9	186:35	8-19	.421	0-1	.000	3-5	.600	2	25	27	2.5	24	35	18	0	13	19	1.7

Career Stat Line

SEASON TEAM	GP-GS	MIN/AVG	Field Goals		3-Point		F-Throws		Rebounds			Scoring							
			FG-FGA	FG%	3FG-3FGA	3FG%	FT-FTA	FT%	OFF	DEF	TOT	AVG	PF-FO	A	TO	BLK	STL	PTS	AVG
2023-24 McN	34-27	595/17.5	55-96	.573	0-0	.000	23-39	.590	12	35	47	1.4	50-0	94	39	6	41	133	3.9
2024-25 McN	11-9	187/17.0	8-19	.421	0-1	.000	3-5	.600	2	25	27	2.5	24-1	35	18	0	13	19	1.7
TOTAL	45-36	781/17.4	63-115	.548	0-1	.000	26-44	.591	14	60	74	1.6	74-1	129	57	6	54	152	3.4

**2 DJ RICHARDS JR.****Jr.-1L • 6-4 • 185 • Guard • Houston, Texas • Cypress Creek HS • UTSA****Season Stat Line**

Games Played	Minutes/game	Points/game	FG Pct	3FG Pct	FT Pct	Rebounds/game	Assists/game	Turnovers/game	Assist/Turnover ratio	Steals/game	Blocks/game
33	22.8	10.1	45.5	45.0	88.7	2.2	0.8	0.7	1.2	1.1	0.0

**2024 All-Louisiana 3rd Team****2024 Southland All-Tournament Team****2024-25 (Junior Season):**

- Scored the 1,000th point of his career against UTRGV on Feb. 24.
- Connected on 35 of 58 (.603) from 3FG range the last nine games.
- SLC 3-point champion with a .450 percentage.
- Current 3FG percentage is 4th-best in school history in a single-season and ranked 5th-best in SLC history.
- Career 3-point percentage also of .450 is ahead of the

league record of .437.

- His 85 made 3s on the year rank as the 7th-most in a season in school history.
- 231 threes made in his career, 168 at McNeese ranking 7th all-time.
- 11 straight games with at least one made 3.
- Double-digit scoring 20 times on the season and in 9 of the last 10 games.
- Three, 20-point games on the season including matching a season-high 21 points at UNO on 2/15.
- A 20-point outing at NSU on Jan. 6 where he knocked down 6 of 7 from long range.
- Knocked down a career-high 7 three-pointers while scoring a season-best 21 points against UNO on Dec. 28 in his first start of the season.

2023-24 (Sophomore Season):

SLC Player of the Week for Dec. 18... SLC 3-point shooting champion (45.1%, 83-184)... Scored double-digits in 5 of the last 6 games on the season... 83 threes on the year to rank him No. 9 on the school's single-season record list... 2nd in SLC with 83 total 3s made and 6th with 2.4 three-pointers made per game... Scored a career-high 24 points behind 8 of 14 shooting (6-11 3FG) against Southern Miss... Scored 15 points while hitting four 3s at Michigan in the win... Made multiple 3s in 24 games on the year... 19 double-figure scoring games on the season including three straight... Made at least 1 three-pointer in 18 straight games to end the season... Scored 10 points behind 3 of 7 3FG shooting against Gonzaga in the NCAA Tournament First Round.

2022-23 (Freshman Season at UTSA):

2022-23 Conference USA All-Freshman Team selection... Appeared in all 32 games and made 25 starts as a true freshman... Averaged 10.5 points and 4.7 rebounds per game... Scored double-figures 19 times and had a streak of 10 straight games with 10 or more points... Recorded two double-doubles... Scored a high of 20 points against New Mexico on Dec. 10... High of 10 rebounds twice – vs. Florida International (Jan. 21) and Western Kentucky (Feb. 2)... Ranked second on the team with 63 three-pointers made, hitting 63 of 189 for the season (.333).

Season Highs:

Points: 21 at UNO (2/15/25); vs. UNO (12/28/24)
 Rebounds: 4, two times
 Assists: 4 at East Texas A&M (1/4/25)
 Steals: 4, two times
 FG Made: 7 vs. UNO (12/28/24)
 3FG Made: 7 vs. UNO (12/28/24)
 FT Made: 3 vs. S. Dakota State (11/4/24)
 Minutes: 26, two times

Career Highs:

Points: 24 vs. Southern Miss (12/13/23)
 Rebounds: 10 vs. FIU (1/21/23), at Western Kentucky (2/2/23)
 Assists: 4 at East Texas A&M (1/4/25)
 Steals: 4, three times
 FG Made: 8 vs. Southern Miss (12/13/23)
 3FG Made: 7 vs. UNO (12/28/24)

Game-by-Game**Career Stat Line**

SEASON	TEAM	GP-GS	MIN/AVG	Field Goals		3-Point		F-Throws		Rebounds			Scoring							
				FG-FGA	FG%	3FG-3FGA	3FG%	FT-FTA	FT%	OFF	DEF	TOT	PF	FO	A	TO	BLK	STL	PTS	AVG
2022-23	UTSA	32-25	882/27.6	106-297	.357	63-189	.333	62-81	.765	23	126	149	4.7	67-1	28	49	1	13	337	10.5
2023-24	McN	34-8	889/26.1	122-262	.466	83-184	.451	59-74	.797	14	60	74	2.2	55-1	24	17	2	33	386	11.4
2024-25	McN	33-22	754/22.8	101-222	.455	85-189	.450	47-53	.887	16	58	74	2.2	62-1	27	22	1	35	334	10.1
TOTAL FOR McN		67-30	1643/24.5	223-484	.461	168-373	.450	106-127	.835	30	118	148	2.2	117-2	51	39	3	68	720	10.7
TOTAL		99-55	2525/25.5	329-781	.421	231-562	.411	168-208	.808	53	244	297	3.0	184-3	79	88	4	81	1057	10.7




5 JOE CHARLES

Sr. • TR • 6-9 • 215 • Forward • Carencro, La. • Carencro HS • Louisiana-Lafayette

Season Stat Line

Games Played	Minutes/ game	Points/ game	FG Pct	3FG Pct	FT Pct	Rebounds/ game	Assists/ game	Turnovers/ game	Assist/Turnover ratio	Steals/ game	Blocks/ game
31	29.1	8.7	43.5	36.6	80.0	7.1	0.9	0.6	1.6	1.3	0.7



2024-25 Preseason All-SLC 1st Team
2024 All-Sun Belt Conference 3rd Team

2024-25 (Senior Season):

- Named SLC Player of the Week this week on Feb. 24 for his play in helping McNeese win at Southeastern and AMCC, averaging 16.5 ppg.
- Recorded the 700th rebound in his career against UTRGV on Feb. 24.
- Has led the team in rebounding 14 times on the year including three-straight games and 6 out of the last 8.
- 3 double-doubles on the year.
- Tied a season-high with 12 rebounds against UTRGV 2/24.

- At East Texas A&M on Jan. 4, recorded his first double-double of the season with a 10-point, 10-rebound outing.
- 9 or more rebounds 11 times.
- Scored 13 points in his Southland debut against UNO on Dec. 28.
- Made his McNeese debut against South Dakota State on Nov. 4.

Before McNeese at Louisiana-Lafayette

2023-24 (Junior Season):

Third team All-SBC ... Averaged 11.3 points and 9.6 rebounds per game, starting all 33 games ... Finished with a team-leading 11 double-doubles ... Led the team in rebounds with 318 ... Also led the Cajuns with 60 steals and 37 blocks ... Recorded first career double-double with 13 points and 10 rebounds against Youngstown State (Nov. 6) ... Posted a double-double at Toledo with 11 points and 10 rebounds along with 3 blocks (Nov. 11) ... Became the first Cajun to start the season with 3-straight double-doubles with a 13-point, 10-rebound performance against Louisiana Christian (Nov. 15) ... Scored 23 points with 9 rebounds against Wright State (Nov. 20) ... Scored 16 points with 10 rebounds against Long Beach State (Nov. 22) ... Grabbed a career-high 16 rebounds with 11 points at Rice (Dec. 22) ... Followed that up with 11 points and 13 rebounds at Marshall (Dec. 30) ... Grabbed 15 rebounds against No. 19 James Madison (Jan. 4) ... Scored 22 points with 14 rebounds, 5 blocks, 4 made threes, 3 blocks, 3 assists, and 3 steals against Coastal Carolina (Jan. 6), becoming the fourth player since 1996 with those numbers in a game ... Scored 22 points with 9 rebounds at South Alabama (Jan. 20) ... Scored 19 points with 11 rebounds against ULM (Jan. 31) ... Had a monster double-double against South Alabama with 16 points, 15 rebounds and 4 steals (Feb. 3) ... Scored 15 points with 11 rebounds against Georgia State (Feb. 7) ... Matched a career-high with 16 rebounds at ULM (Feb. 22) ... Poured in a career-high 26 points with 7 rebounds at Southern Miss (Feb. 24) ... Scored 16 points with 14 rebounds and 4 steals against Southern Miss (Mar. 1).

2022-23 (Sophomore Season):

Made 33 appearances as a sophomore, all off the bench ... Led the team in bench minutes with 629 (19.1 per game) ... Averaged 5.4 points and 4.1 rebounds ... Tied for the team lead with 37 steals ... Third on the team with 14 blocks ... Was also third on the team in rebounds with 135 ... Opened the season by pulling down a career-high 11 rebounds along with 6 points against Centenary (Nov. 7) ... Scored 9 points by knocking down three 3-pointers against East Tennessee (Nov. 13) ... Scored 7 points and grabbed 8 rebounds in overtime win at SMU (Nov. 22) ... Scored 12 points on 4-of-5 shooting with 5 rebounds against Loyola (La.) (Nov. 29) ... Finished with a career-high 15 points on 6-of-6 shooting from the field at ULM (Jan. 12) ... Followed that with a 13-point performance on 6-of-7 shooting at South Alabama (Jan. 12) ... Scored 8 points with 6 rebounds while making all 3 shot attempts against Texas State (Feb. 2) ... Scored 8 points with 4 rebounds against Marshall (Feb. 4) ... Scored 9 points with 5 rebounds at Troy (Feb. 11) ... Scored 8 points in back-to-back games against James Madison and Arkansas State.

Season Highs:

- Points: 19 vs. Mississippi State (12/14/24)
- Rebounds: 12 vs. UTRGV (2/24/25); vs. Nicholls (1/11/25)
- Assists: 3, three times
- Steals: 5, two times
- Blocks: 2, three times
- FG Made: 6, three times
- 3FG Made: 4, two times
- FT Made: 4, three times
- Minutes: 27 at Southeastern (2/17/25)

Career Highs:

- Points: 26 at Southern Miss (2/24/24)
- Rebounds: 16 at ULM (12/22/23)
- Assists: 5 vs. Louisiana Christian (11/15/23)
- Steals: 5, two times
- FG Made: 10 at Southern Miss (2/24/24)
- 3FG Made: 5 vs. ULM (1/31/24)
- FT Made: 5 at South Alabama (1/20/24)

Game-by-Game

Career Stat Line

CHARLES, Joe

SEASON	TEAM	GP-GS		MIN/AVG		Field Goals		3-Point		F-Throws		Rebounds			Scoring											
		GP	GS	MIN	AVG	FG-FGA	FG%	3FG-3FGA	3FG%	FT-FTA	FT%	OFF	DEF	TOT	PF-FO	A	TO	BLK	STL	PTS	AVG					
2021-22	LA	28	4	326	11.7	37	84	.440	17	43	.395	15	20	.750	26	34	60	2.1	24	0	21	18	7	12	106	3.8
2022-23	LA	33	0	625	19.0	69	149	.463	26	70	.371	13	30	.433	47	88	135	4.1	77	2	20	28	14	37	177	5.4
2023-24	LA	33	33	1109	33.6	138	312	.442	53	156	.340	44	56	.786	97	221	318	9.6	76	2	36	43	37	60	373	11.3
2024-25	McN	31	31	901	29.1	93	214	.435	49	134	.366	36	45	.800	78	141	219	7.1	51	0	29	18	21	40	271	8.7
TOTAL FOR McN		31	31	901	29.1	93	214	.435	49	134	.366	36	45	.800	78	141	219	7.1	51	0	29	18	21	40	271	8.7
TOTAL		125	68	2961	23.7	337	759	.444	145	403	.360	108	151	.715	248	484	732	5.9	228	4	106	107	79	149	927	7.4




6 JAVOHN GARCIA

Sr.-1L • 6-3 • 183 • Guard • Columbus, Ohio • Brewster Academy • UMass • College of the Sequoias

Season Stat Line

Games Played	Minutes/game	Points/game	FG Pct	3FG Pct	FT Pct	Rebounds/game	Assists/game	Turnovers/game	Assist/Turnover ratio	Steals/game	Blocks/game
33	28.8	12.9	43.6	33.3	81.0	3.5	1.9	0.9	2.1	1.6	0.5



- 2025 Southland Conference Player of the Year
- 2025 All-Southland Conference 1st Team
- 2025 SLC Tournament MVP
- 2024-25 Preseason All-SLC 2nd Team
- 2024 SLC All-Tournament Team

2024-25 (Senior Season):

- 24 points in win over Northwestern State SLC semi-final game and followed up with 10 points against Lamar in the championship matchup.
- Scored the 1,000th point of his career against NSU on Feb. 8 where he finished with 22 points.

- Team-high 23 double-digit scoring games on the season.
- Six 20-point scoring games on the season.
- Named SLC Player of the Week on Jan. 6.
- Had a 25-point outing against Nicholls on Jan. 11.
- Back-to-back 20-point games - 24 at ETAM and career-high 26 vs. Southeastern.
- Scored a career-high 26 points against Southeastern.

2023-24 (Junior Season):

Ranked 22nd in the SLC with 11.2 points per game... 15th in the league with a 12.4 ppg average in SLC games only... 13th in SLC with 1.3 steals per game... Scored 19 points in SLC Tournament Championship game vs. Nicholls... Scored a season-high 22 points in helping lead McNeese to a win over Southeastern on Jan. 13 while sinking a career-high four three-pointers... 10 or more points 20 times on the year and 15 times in the last 19... Appeared in 32 games, starting all, missing games at UAB and vs. MUW... Preseason 2nd Team All-Southland Conference.

2022-23 (Sophomore Season at College of the Sequoias):

Named the California Community College Men's Basketball Coaches Association (CCCM-BCA) North Player of the Year and earned All-State honors... Averaged 20.8 points, 5.2 rebounds and 3.6 assists in appearing in 30 games with 29 starts... Sank 52 percent of his shots including 46 percent from three-point range and 85 percent at the free throw line... Scored double-figures in all but one game and had 20 or more points 14 times... Netted 40 points against LA Southwest on Nov. 17 behind 14 of 22 shooting (3-5 from long range)... 34 points vs. Cabrillo on Dec. 31 after sinking 11 of 19 (1-2 3FG) and hitting all 11 of his free throws.

2021-22 Season (RS Freshman Season at UMass):

Played in 25 games and averaged 6.9 points and 2.2 rebounds per game... Averaged 20.3 minutes per contest... Scored double-figures seven times with a season-high of 18 points to go along with four assists against UMass Lowell on Jan. 24... 13 points and a season-high five assists vs. George Mason (Jan. 30).

2020-21 Season (Freshman Season at UMass):

Appeared in 15 games making 10 starts... Averaged 10.4 points and 2.5 rebounds per game... Scored double-figures seven times with a high of 23 points against Northeastern on Dec. 11... Connected on 44 percent of his field goals (53-120), 33 percent from long range (13-40), and 76 percent at the free throw line (37-49)... Averaged 25.8 minutes of playing time per game.

Career 20-Point Games (8)

Date	Opponent	Points
1/11/25	Nicholls	25
1/4/25	at East Texas A&M	24
12/30/24	vs. Southeastern	26
11/7/24	vs. CBS	21
1/27/24	vs. New Orleans	20
1/13/24	at Southeastern	22
*12/11/20	vs. Northeastern	23

* - While at UMass

Season Highs:

- Points: 26 vs. Southeastern (12/30/24)
- Rebounds: 7, two times
- Assists: 4, three times
- Steals: 4, five times
- Blocks: 3 vs. Longwood (11/24/24)
- FG Made: 9 vs. East Texas A&M (1/4/25)
- 3FG Made: 3 vs. CBS (11/7/24)
- FT Made: 12 vs. Nicholls (1/11/15)
- Minutes: 35 vs. Nicholls (1/11/15)

Career Highs:

- Points: 26 vs. Southeastern (12/30/24)
- Rebounds: 7 vs. Illinois State (11/22/24); at Western Carolina (11/18/23)
- FG Made: 10 vs. Southeastern (12/30/24)
- 3FG Made: 4 vs. Southeastern (1/13/24)
- Assists: 7 vs. Saint Joseph's (3/4/21)
- Steals: 4 vs. several
- Blocks: 3 vs. Longwood (11/24/24)

Game-by-Game

Opponent	Date	GS	MIN	FG-FGA	PCT	3FG-3FGA	PCT	FT-FTA	PCT	OFF DEF TOT	AVG	PF	A	TO	BLK	STL	PTS	AVG				
vs South Dakota St.	11/04/2024	*	32:39	6-12	.500	2-6	.333	1-2	.500	0	3	3	0	2	2	0	0	1	15	15.0		
Biblical Stud. (TX)	11/07/2024	*	21:53	8-11	.727	3-6	.500	2-3	.667	1	0	1	2	0	1	0	0	2	21	18.0		
at Alabama	11/11/2024	*	11:10	1-6	.167	0-1	.000	2-2	1.000	0	0	1	3	4	1	2	0	2	4	13.3		
North Texas	11/18/2024	*	17:40	2-5	.400	0-0	.000	4-4	1.000	0	1	1	1	3	4	1	0	0	8	12.0		
vs Illinois St.	11/22/2024	*	31:28	5-12	.417	2-3	.667	4-4	1.000	2	5	7	2	4	0	2	2	0	16	12.8		
vs Longwood	11/24/2024	*	26:33	4-8	.500	0-2	.000	1-1	1.000	2	1	3	2	5	4	1	2	3	9	12.2		
vs Liberty	11/25/2024	*	28:45	3-8	.375	0-0	.000	4-4	1.000	1	1	2	2	4	2	0	2	0	10	11.9		
Santa Clara	12/03/2024	*	30:02	2-7	.286	1-4	.250	2-2	1.000	1	2	3	2	5	3	3	1	1	1	7	11.3	
LeTourneau	12/07/2024	*	28:35	4-8	.500	1-5	.200	1-1	1.000	0	3	3	2	6	1	2	1	0	4	10	11.1	
vs Mississippi St.	12/14/2024	*	30:16	3-8	.375	2-3	.667	2-4	.500	0	5	5	2	6	2	2	1	0	10	11.0		
at Louisiana	12/22/2024	*	29:57	2-8	.250	0-3	.000	3-4	.750	0	1	1	2	6	2	1	0	4	7	10.6		
New Orleans	12/28/2024	*	30:48	5-13	.385	2-8	.250	6-6	1.000	0	2	2	2	6	1	2	0	0	2	18	11.3	
Southeastern La.	12/30/2024	*	33:49	7-15	.467	2-5	.400	10-12	.833	1	2	3	2	6	1	2	1	0	2	26	12.4	
at East Texas A&M	01/04/2025	*	29:56	9-12	.750	2-4	.500	4-4	1.000	0	4	4	2	7	1	4	0	1	2	24	13.2	
at Northwestern St.	01/06/2025	*	29:04	4-8	.500	1-4	.250	3-4	.750	2	3	5	2	9	4	4	1	0	0	12	13.1	
Nicholls	01/11/2025	*	35:11	6-12	.500	1-2	.500	12-13	.923	1	1	2	2	8	3	1	1	0	1	25	13.9	
at Houston Christian	01/13/2025	*	30:26	5-12	.417	1-4	.250	5-7	.714	2	5	7	3	1	1	2	0	0	4	16	14.0	
Lamar University	01/18/2025	*	33:17	3-11	.273	2-5	.400	1-3	.333	1	3	4	3	1	2	2	0	0	2	9	13.7	
SFA	01/20/2025	*	27:21	3-9	.333	2-7	.286	2-2	1.000	0	2	2	3	1	2	2	0	0	1	10	13.5	
at UTRGV	01/25/2025	*	22:45	4-8	.500	2-4	.500	0-1	.000	1	1	2	3	0	4	2	1	1	0	10	13.4	
at AGM Corpus Christi	01/27/2025	*	31:20	4-7	.571	1-2	.500	5-6	.833	0	4	4	3	0	2	3	2	1	14	13.4		
at Nicholls	02/01/2025	*	32:08	3-6	.500	0-0	.000	6-8	.750	2	1	3	3	0	3	0	2	0	2	12	13.3	
UIW	02/03/2025	*	25:56	6-11	.545	0-1	.000	1-3	.333	0	3	3	3	0	4	0	1	0	1	13	13.3	
Northwestern St.	02/08/2025	*	34:10	6-12	.500	2-3	.667	8-9	.889	1	3	4	3	1	3	1	3	1	0	4	22	13.7
East Texas A&M	02/10/2025	*	30:42	3-10	.300	2-4	.500	1-2	.500	3	3	6	3	2	1	1	1	0	2	9	13.5	
at New Orleans	02/15/2025	*	29:29	2-15	.133	0-6	.000	0-0	.000	1	2	3	3	2	0	2	0	1	0	4	13.1	
at Southeastern La.	02/17/2025	*	33:19	7-10	.700	2-3	.667	2-4	.500	1	5	6	3	2	4	4	1	1	0	18	13.3	
AGM-Corpus Christi	02/22/2025	*	26:04	2-6	.333	0-2	.000	2-4	.500	1	3	4	3	3	4	3	0	0	2	6	13.0	
UTRGV	02/24/2025	*	27:38	3-9	.333	0-3	.000	4-4	1.000	1	1	2	3	0	2	1	0	0	0	12.9		
at Lamar University	03/01/2025	*	32:59	4-9	.444	0-1	.000	2-2	1.000	2	5	7	3	4	1	1	2	4	10	12.8		
at SFA	03/03/2025	*	22:22	2-8	.250	0-1	.000	2-2	1.000	2	6	8	3	5	0	3	0	1	1	6	12.6	
vs Northwestern St.	03/11/2025	*	34:06	8-14	.571	3-4	.750	5-5	1.000	0	1	1	3	5	4	4	2	1	2	1	13.0	
at Lamar University	03/12/2025	*	30:00	3-9	.333	0-2	.000	4-5	.800	0	4	4	3	5	3	1	0	2	3	10	12.9	
Totals			33	951:49	139-319	.436	36-108	.333	111-137	.810	29	86	115	3	68	64	31	16	52	425	12.9	

Career Stat Line

SEASON	TEAM	GP-GS	MIN/AVG	FG-FGA	FG%	3FG-3FGA	3FG%	FT-FTA	FT%	OFF DEF TOT	AVG	PF-F	A	TO	BLK	STL	PTS	AVG		
2020-21	UMass	15-10	387/25.8	53-120	.442	13-40	.325	37-49	.755	5	32	37	2.5	37-1	39	33	10	23	156	10.4
2021-22	UMass	25-0	511/20.4	59-132	.447	10-38	.263	44-64	.688	17	38	55	2.2	64-1	24	15	13	24	172	6.9
2023-24	McN	32-32	864/27.0	121-262	.462	40-90	.444	75-100	.750	23	81	104	3.3	95-4	54	24	14	43	357	11.2
2024-25	McN	33-33	952/28.8	139-319	.436	36-108	.333	111-137	.810	29	86	115	3.5	68-0	64	31	16	52	425	12.9
TOTAL FOR McN		65-65	1816/27.9	260-581	.448	76-198	.384	186-237	.785	52	167	219	3.4	163-4	118	55	30	95	782	12.0
TOTAL		105-75	2714/25.9	372-833	.447	99-276	.359	267-350	.763	74	237	311	3.0	264-6	181	103	53	142	1110	10.6



9 BRYANT SELEBANGUE

Jr.-TR • 6-8 • 225 • Forward • Montreal, Quebec • TRC Prep Academy • Arizona State

Season Stat Line

Games Played	Minutes/game	Points/game	FG Pct	3FG Pct	FT Pct	Rebounds/game	Assists/game	Turnovers/game	Assist/Turnover ratio	Steals/game	Blocks/game
33	14.6	3.9	64.0	0.0	45.2	4.5	0.5	0.3	1.7	0.5	0.2



2024-25 (Senior Season):

- 3rd on the team with 66 offensive rebounds.
- Recorded his 500th career rebound at UTRGV on Jan. 25.
- 49 offensive boards in SLC play.
- Made his first start of the season against SFA on Jan. 20 in place of the injured Joe Charles and scored 10 points with 9 rebounds.
- Back-to-back double-digit rebounding games - a season-high 12 against Southeastern (Dec. 20) and 10 at East Texas A&M (Jan. 4).
- Scored a season-high 14 points against LeTourneau on

Dec. 7, hitting 7 of 8 from the field.

- Double-digit scoring 4 times this season.

2023-24 (Junior Season at Arizona State):

- Averaged 4.8 points and 4.1 rebounds while appearing in 32 games and making five starts.
- Sank 57.1% of his shots (60 of 105).
- Led the team with 64 offensive rebounds.
- Scored double-figures twice (10 vs. BYU, Nov. 23; 12 vs. San Francisco, Dec. 3).
- Career-high 13 rebounds against USC (Jan. 20).
- Averaged 3.8 points and 3.5 rebounds in Pac 12 Conference play.

2022-23 (Junior Season at Tulsa):

Played and started all 30 games ... averaged 31.4 minutes per game ... was second on the team with a 12.0 scoring average and averaged a team-high 9.2 rebounds ... led the AAC for rebounding (9.2), offensive rebound (3.0) and defensive rebounds (6.2) ... shot a team-best .615 from the field and had a team-best 14 blocked shots ... tallied 17 double-figure scoring games and 17 games with double-digit rebounds ... had 11 double-doubles ... had career-highs of 24 points against SMU (1/18) and 15 rebounds at Cincinnati (2/1) ... tallied highs of two blocked shots in four games ... had a streak of six straight games with double-figure rebounds.

Career Double-Doubles (11) at Arizona State

Date	Opponent	Pts/Reb
2/26/23	UCF	12/11
2/15/23	South Florida	21/10
2/11/23	at UCF	11/10
1/24/23	at East Carolina	18/10
1/18/23	SMU	24/14
1/10/23	Temple	19/12
1/4/23	at Tulane	22/13
12/7/22	Detroit Mercy	17/10
12/3/22	Oral Roberts	15/12
11/20/22	vs. Murray State	14/11
11/12/22	Jackson State	15/10

Career 20-Point Games (4) at Arizona State

Date	Opponent	Points
2/15/23	South Florida	21
1/18/23	SMU	24
1/4/23	at Tulane	22
1/1/23	at SMU	21

Season Highs:

Points: 14 vs. LeTourneau (12/7/24)
Rebounds: 12 vs. Southeastern (12/30/24)
Assists: 1, two times
Steals: 1 vs. several
Blocks: 1 vs. several
FG Made: 7 vs. LeTourneau (12/7/24)
3FG Made: 0
FT Made: 4 vs. CBS (11/7/24)
Minutes: 23 vs. several

Career Highs:

Points: 24 vs. SMU (1/18/23)
Rebounds: 15 at Cincinnati (2/1/23)
Assists: 3, three times
Steals: 3, two times
Blocks: 2, 7 times
FG Made: 11, two times
3FG Made: 1 at LMU (12/21/22)
FT Made: 7 at Oregon State (11/7/22)

Game-by-Game

Opponent	Date	GS	MIN	Total FG-FGA	PCT	3FG-3FGA	PCT	FT-FTA	PCT	Rebounds OFF	DEF	TOT	AVG	PF	A	TO	BLK	STL	PTS	AVG	
vs South Dakota St.	11/04/2024	13:00	1-1	1.000	0-0	0.000	0-0	0.000	0	0	0	0.0	0	1	0	1	1	2	2.0		
Biblical Stud. (TX)	11/07/2024	17:30	3-4	.750	0-0	0.000	4-8	.500	2	2	4	2.0	1	1	0	1	1	10	6.0		
at Alabama	11/18/2024	09:43	1-2	.500	0-0	0.000	0-0	0.000	2	2	4	2.7	1	0	0	0	1	2	4.7		
North Texas	11/20/2024	12:33	1-1	1.000	0-0	0.000	1-4	.250	2	1	3	2.8	1	1	0	0	0	3	4.3		
vs Illinois St.	11/22/2024	07:55	0-0	0.000	0-0	0.000	2-2	1.000	2	1	3	2.8	2	0	1	0	0	2	3.8		
vs Longwood	11/24/2024	08:07	1-2	.500	0-0	0.000	2-3	.667	1	2	3	2.8	0	0	1	1	0	4	3.8		
vs Liberty	11/25/2024	04:20	1-1	1.000	0-0	0.000	0-0	0.000	1	1	2	2.7	0	0	0	0	0	2	3.6		
Santa Clara	12/03/2024	10:10	1-1	1.000	0-0	0.000	1-2	.500	1	0	1	2.5	2	0	0	0	1	3	3.5		
LeTourneau	12/07/2024	22:41	7-8	.875	0-0	0.000	0-0	0.000	2	2	4	2.7	1	0	0	0	1	14	4.7		
vs Mississippi St.	12/14/2024	15:40	0-1	0.000	0-0	0.000	1-2	.500	0	2	2	2.6	3	0	1	0	1	1	4.3		
at Louisiana	12/22/2024	15:24	0-1	0.000	0-0	0.000	2-4	.500	0	0	0	2.4	0	0	0	0	1	2	4.1		
New Orleans	12/28/2024	17:14	5-7	.714	0-0	0.000	2-3	.667	3	1	4	2.5	2	1	0	0	1	12	4.8		
Southeastern La.	12/30/2024	23:18	2-3	.667	0-0	0.000	0-0	0.000	4	8	12	3.2	3	1	1	0	1	4	4.7		
at East Texas A&M	01/04/2025	17:31	0-1	0.000	0-0	0.000	0-0	0.000	4	6	10	3.7	2	0	0	0	0	0	4.4		
at Northwestern St.	01/06/2025	19:26	1-1	1.000	0-0	0.000	0-0	0.000	1	3	4	3.7	2	1	0	0	0	2	4.2		
Nicholls	01/11/2025	22:12	2-3	.667	0-0	0.000	1-4	.250	6	3	9	4.1	2	3	0	1	0	5	4.3		
at Houston Christian	01/13/2025	21:31	4-4	1.000	0-0	0.000	0-0	0.000	3	6	9	4.4	0	1	0	0	0	8	4.5		
Lamar University	01/18/2025	21:16	1-2	.500	0-0	0.000	2-3	.667	1	5	6	4.4	1	1	0	0	3	4	4.4		
SFA	01/20/2025	27:14	5-7	.714	0-0	0.000	0-1	.000	5	4	9	4.7	5	0	1	0	2	10	4.7		
at UTRGV	01/25/2025	19:39	2-2	1.000	0-0	0.000	0-0	0.000	2	2	4	4.7	1	1	1	0	1	4	4.7		
at A&M-Corpus Christi	01/27/2025	15:02	1-3	.333	0-0	0.000	0-0	0.000	1	4	5	4.7	2	0	0	0	0	2	4.6		
at Nicholls	02/01/2025	12:48	2-3	.667	0-0	0.000	0-0	0.000	0	3	3	4.6	0	0	0	0	1	4	4.5		
UIW	02/03/2025	14:27	2-4	.500	0-0	0.000	0-0	0.000	2	1	3	4.5	0	0	0	0	0	4	4.5		
Northwestern St.	02/08/2025	12:11	0-3	.000	0-0	0.000	0-0	0.000	6	1	7	4.6	0	1	1	0	1	0	4.3		
East Texas A&M	02/10/2025	10:10	1-1	1.000	0-0	0.000	0-0	0.000	0	1	1	4.5	1	0	0	0	0	2	4.2		
at New Orleans	02/15/2025	11:14	1-2	.500	0-0	0.000	0-2	.000	2	2	4	4.5	0	0	0	0	0	2	4.2		
at Southeastern La.	02/17/2025	04:28	1-1	1.000	0-0	0.000	0-0	0.000	1	0	1	4.3	0	0	0	0	0	2	4.1		
A&M-Corpus Christi	02/22/2025	15:11	2-4	.500	0-0	0.000	0-0	0.000	3	3	6	4.4	1	1	0	0	0	4	4.1		
UTRGV	02/24/2025	17:00	3-4	.750	0-0	0.000	0-0	0.000	2	4	6	4.4	0	0	1	0	0	6	4.1		
at Lamar University	03/01/2025	07:22	0-2	.000	0-0	0.000	0-0	0.000	3	0	3	4.4	1	2	1	1	0	0	4.0		
at SFA	03/03/2025	21:54	2-4	.500	0-1	.000	0-2	.000	2	7	9	4.5	0	1	0	0	0	4	4.0		
vs Northwestern St.	03/11/2025	09:36	1-1	1.000	0-0	0.000	1-2	.500	1	3	4	4.5	1	0	0	0	1	3	4.0		
vs Lamar University	03/12/2025	05:35	1-2	.500	0-0	0.000	0-0	0.000	1	1	2	4.5	0	1	0	0	0	2	3.9		
Totals			1	483:22	55-86	.640	0-1	.000	19-42	.452	66	81	147	4.5	35	17	10	5	18	129	3.9

Career Stat Line

SEASON	TEAM	GP-GS	MIN/AVG	Field Goals	3-Point	F-Throws	Rebounds	PF	A	TO	BLK	STL	PTS	AVG						
				FG-FGA	FG%	3FG-3FGA	3FG%	FT-FTA	FT%	OFF	DEF	TOT	AVG	Scoring						
2022-23	Tulsa	30-30	941/31.4	147-239	.615	0-1	.000	66-130	.508	91	186	277	9.2	44	29	45	14	26	360	12.0
2023-24	ASU	32-5	509/15.9	60-105	.571	0-0	.000	32-72	.444	64	66	130	4.1	46	14	15	10	26	152	4.8
2024-25	McN	33-1	483/14.6	55-86	.640	0-1	.000	19-42	.452	66	81	147	4.5	35	17	10	5	18	129	3.9
TOTAL FOR McN		33-1	483/14.6	55-86	.640	0-1	.000	19-42	.452	66	81	147	4.5	35-1	17	10	5	18	129	3.9
TOTAL		95-36	1933/20.3	262-430	.609	0-2	.000	117-244	.480	221	333	554	5.8	125-2	60	70	29	70	641	6.7



11 QUADIR COPELAND

Jr.-TR • 6-6 • 200 • Guard • Philadelphia, Pa. • IMG Academy • Syracuse

Season Stat Line

Games Played	Minutes/game	Points/game	FG Pct	3FG Pct	FT Pct	Rebounds/game	Assists/game	Turnovers/game	Assist/Turnover ratio	Steals/game	Blocks/game
33	21.7	9.0	48.2	14.3	70.8	3.3	4.5	2.6	1.7	1.3	0.2



2025 All-SLC 2nd Team
2025 SLC All-Tournament Team
2024-25 Preseason All-SLC 1st Team

2024-25 (Junior Season):

- 18 points against Lamar in the SLC Tournament Championship game.
- Has 147 assists on the season, the 9th-most in school history in a single-season.
- Recorded his 200th career assist against East Texas A&M on Feb. 10.
- Season-high 21 points at UTRGV on Jan. 25 for his second 20-point game of the season.

- Double-digit scoring in 11 conference games.
- Career-high 11 assists at NSU and LeTourneau.
- Had a 12-point game at ULL where he scored all 12 in the first half.
- Three, points-assists double-doubles on the season.
- 3 or more assists in 15 straight games and 4 or more assists in 11 consecutive games.

Prior to McNeese at Syracuse

2023-24 (Sophomore Season):

Averaged 9.6 points and 4.6 rebounds per game last season at Syracuse... the Philadelphia native played in all 32 games, starting one... scored 10 or more points 14 times with a high of 25 points at North Carolina State and 22 versus Pittsburgh... recorded one double-double, that coming in the season opener against New Hampshire where he scored 10 points with 13 rebounds... ranked second on the team with 4.6 assists and dished out a season-high eight dimes against Chaminade and Oregon.

2022-23 (Freshman Season):

Copeland contributed five points in the exhibition game against INDIANA (PA)... Copeland chipped in with six points and two rebounds in the team's season-opening victory against LEHIGH ... In the win against NORTHEASTERN, he had five rebounds and two points ... He logged a season-best 10 points and matched a previous high of five rebounds in 12 minutes of action against PITTSBURGH ... Copeland's personal-best two steals helped lift the Orange over BOSTON COLLEGE at home ... When Syracuse won at GEORGIA TECH, Copeland had a career-best six rebounds, two assists and 17 minutes... The freshman tallied two points in five minutes of action in a road loss to VIRGINIA TECH ... Copeland scored two points and dished one assist against CLEMSON on the road ... He logged a career-high 23 minutes in a road loss at PITTSBURGH, scoring six points and hauling in three rebounds ... The guard scored a point and tallied one steal in a home victory against WAKE FOREST ... Copeland closed out his rookie campaign by totalling six points, five rebounds and two steals against WAKE FOREST in the ACC Tournament.

Career Double-Doubles (4)

at Syracuse

Date	Opponent	Pts/Asst or Reb
1/6/25	at NSU	13/11 asst.
12/28/24	New Orleans	11/20 asst.
12/7/24	LeTourneau	20/11 asst.
11/6/23	New Hampshire	10/13 reb.

Career 20-Point Games (4)

Date	Opponent	Points
1/25/25	at UTRGV	21
12/7/24	LeTourneau	20
*2/20/24	at NC State	25
*12/30/23	Pitt	22

* While playing at Syracuse

Season Highs:

Points: 21 at UTRGV (1/25/25)
 Rebounds: 9 vs. LeTourneau (12/7/24)
 Assists: 11 vs. LeTourneau (12/7/24)
 Steals: 5, two times
 Blocks: 2 vs. UNO (12/28/24)
 FG Made: 7, two times
 3FG Made: 1, three times
 FT Made: 11 at UTRGV (1/25/25)
 Minutes: 36 vs. Lamar (3/12/25)

Career Highs:

Points: 25 at NC State (2/20/24)
 Rebounds: 13 vs. New Hampshire (11/6/23)
 Assists: 11 vs. LeTourneau (12/7/24)
 Steals: 5 at East Texas A&M (1/4/25)
 Blocks: 2, two times
 FG Made: 10 at NC State (2/20/24)
 3FG Made: 3 at Clemson (3/5/24)
 FT Made: 13 vs. Pittsburgh (12/30/23)

Game-by-Game

Opponent	Date	GS	MIN	FG-FGA	PCT	3FG-3FGA	PCT	FT-FTA	PCT	OFF DEF	TOT	AVG	PF	A	TO	BLK	STL	PTS	AVG		
vs South Dakota St.	11/04/2024		13:22	0-1	.000	0-0	.000	0-2	.000	1	3	4	4.0	3	0	2	0	0	0	0.0	
Biblical Stud. (TX)	11/07/2024		22:05	7-9	.778	0-1	.000	3-4	.750	1	6	7	5.5	2	4	2	0	3	17	8.5	
at Alabama	11/11/2024		05:02	0-2	.000	0-1	.000	0-0	.000	0	0	0	3.7	0	0	0	0	0	0	5.7	
North Texas	11/18/2024		17:60	3-3	1.000	0-0	.000	5-8	.625	0	5	5	4.0	4	2	2	0	0	11	7.0	
vs Illinois St.	11/22/2024		06:33	1-2	.500	0-0	.000	0-0	.000	0	0	0	3.2	3	0	0	0	0	2	6.0	
vs Longwood	11/24/2024		15:44	2-4	.500	0-0	.000	0-2	.000	0	5	5	3.5	3	2	3	0	5	4	5.7	
vs Liberty	11/25/2024		22:16	3-6	.500	0-1	.000	5-7	.714	0	7	7	4.0	2	2	1	0	1	11	6.4	
Santa Clara	12/03/2024		10:52	1-5	.200	0-0	.000	0-0	.000	1	2	3	3.9	1	1	2	0	0	2	5.9	
LeTourneau	12/07/2024 *		29:09	7-8	.875	0-0	.000	6-6	1.000	1	8	9	4.4	2	11	1	0	3	20	7.4	
vs Mississippi St.	12/14/2024		12:56	0-3	.000	0-0	.000	0-0	.000	1	3	4	4.4	3	0	1	0	0	0	6.7	
at Louisiana	12/22/2024		17:53	6-12	.500	0-1	.000	0-0	.000	1	3	4	4.4	1	1	2	0	0	12	7.2	
New Orleans	12/28/2024 *		30:26	4-9	.444	0-1	.000	3-4	.750	2	3	5	4.4	3	10	1	2	1	11	7.5	
Southeastern La.	12/30/2024 *		31:54	5-9	.556	0-1	.000	1-2	.500	0	3	3	4.3	3	8	6	0	1	11	7.8	
at East Texas A&M	01/04/2025 *		24:57	5-8	.625	0-0	.000	3-5	.600	0	2	2	4.1	2	6	5	0	5	13	8.1	
at Northwestern St.	01/06/2025 *		31:02	4-10	.400	0-1	.000	5-6	.833	1	4	5	4.2	2	11	4	0	1	13	8.5	
Nicholls	01/11/2025 *		20:23	5-14	.357	1-2	.500	3-4	.750	1	0	1	4.0	1	1	2	0	1	14	8.8	
at Houston Christian	01/13/2025 *		22:32	5-8	.625	0-0	.000	0-2	.000	1	3	4	4.0	4	7	3	0	1	10	8.9	
Lamar University	01/18/2025 *		25:40	4-7	.571	1-2	.500	1-4	.250	2	4	6	4.1	2	1	3	1	1	10	8.9	
SFA	01/20/2025 *		26:27	2-6	.333	0-1	.000	2-4	.500	1	2	3	4.1	3	6	3	1	0	6	8.8	
at UTRGV	01/25/2025 *		32:23	5-10	.500	0-1	.000	11-11	1.000	0	3	3	4.0	1	8	2	0	3	21	9.4	
at A&M-Corpus Christi	01/27/2025 *		25:16	2-7	.286	0-0	.000	2-2	1.000	1	2	3	4.0	4	4	4	0	1	6	9.2	
at Nicholls	02/01/2025 *		24:45	6-12	.500	0-2	.000	2-3	.667	1	2	3	3.9	2	3	6	0	2	14	9.5	
UIW	02/03/2025 *		20:05	3-5	.600	0-0	.000	2-2	1.000	0	1	1	3.8	0	7	1	0	0	8	9.4	
Northwestern St.	02/08/2025 *		20:56	1-3	.333	0-0	.000	0-0	.000	0	3	3	3.8	2	4	6	0	1	2	9.1	
East Texas A&M	02/10/2025 *		22:49	3-7	.429	0-1	.000	2-2	1.000	0	2	2	3.7	4	6	2	1	1	8	9.0	
at New Orleans	02/15/2025		16:23	0-3	.000	0-1	.000	0-0	.000	0	0	0	3.5	1	4	1	0	1	0	8.7	
at Southeastern La.	02/17/2025 *		18:01	2-10	.200	0-1	.000	1-1	1.000	1	1	2	3.5	3	6	3	0	1	5	8.6	
A&M-Corpus Christi	02/22/2025 *		23:12	5-6	.833	0-0	.000	3-5	.600	2	3	5	3.5	4	4	6	0	0	13	8.7	
UTRGV	02/24/2025 *		22:40	6-10	.600	0-0	.000	0-0	.000	0	2	2	3.5	1	8	4	0	4	12	8.8	
at Lamar University	03/01/2025 *		31:48	3-7	.429	0-0	.000	2-4	.500	0	4	4	3.5	2	6	2	1	2	8	8.8	
at SFA	03/03/2025 *		16:18	1-4	.250	0-1	.000	5-6	.833	0	1	1	3.4	4	5	1	0	1	7	8.7	
vs Northwestern St.	03/11/2025 *		17:16	2-7	.286	0-0	.000	3-3	1.000	0	1	1	3.3	3	5	2	1	1	7	8.7	
vs Lamar University	03/12/2025 *		35:49	6-9	.667	1-2	.500	5-7	.714	0	1	1	3.3	3	4	4	1	3	18	9.0	
Totals			22	714:53	109-226	.482	3-21	.143	75-106	.708	19	89	108	3.3	78	147	87	8	44	296	9.0

Career Stat Line

SEASON	TEAM	GP-GS	MIN/AVG	Field Goals	3-Point	F-Throws	Rebounds	PF	A	TO	BLK	STL	PTS	AVG						
2022-23	SU	20-0	185/9.2	14-41	3-11	1-9	13-15	867	12	19	31	1.6	25-0	10	13	2	9	42	2.1	
2023-24	SU	32-1	716/22.4	107-224	4-78	11-44	250	82-120	683	40	108	148	4.6	75-3	89	64	6	47	307	9.6
2024-25	McN	33-22	715/21.7	109-226	4-82	3-21	143	75-106	708	19	89	108	3.3	78-0	147	87	8	44	296	9.0
TOTAL FOR McN		33-22	715/21.7	109-226	4-82	3-21	143	75-106	708	19	89	108	3.3	78-0	147	87	8	44	296	9.0
TOTAL		85-23	1615/19.0	230-491	.468	15-74	.203	170-241	.705	71	216	287	3.4	178-3	246	164	16	100	645	7.6



21 SINCERE PARKER

Jr.-TR • 6-3 • 195 • Guard • Rockford, Ill. • Rockford East HS • Saint Louis

Season Stat Line

Games Played	Minutes/game	Points/game	FG Pct	3FG Pct	FT Pct	Rebounds/game	Assists/game	Turnovers/game	Assist/Turnover ratio	Steals/game	Blocks/game
32	19.7	12.1	44.0	29.2	83.3	2.5	0.6	0.8	0.7	0.8	0.3



2024-25 (Senior Season):

- Ended the regular season with back-to-back 20-point games - 25 at Lamar on March 1 and 22 at Stephen F. Austin (March 3).
- Scored 35 of those 47 total points in the second halves of those games.
- Scored 15 points against NSU on Feb. 8 with 13 of those coming in the final 15 minutes of the game.
- 2nd on the team in scoring.
- Scored in double-figures 18 times and in 5 of the last 6 games.
- 31 points vs. Longwood on Nov. 24 for his 4th career

game scoring 30 or more.

- 12 career 20-point games, five this season.
- Scored 20 of his 22 points at ULL in the 2nd half.

2023-24 (Junior Season at Saint Louis):

Led the Billikens in scoring with a 15.9 average but played just 16 games making six starts... sank 49.2% from the field (93-189) and 42.6% from three-point range (26-61)... Scored double-figures 11 times and netted 30 or more points in three straight games (33 vs. LaSalle, Feb. 7; 34 vs. Saint Joseph's, Feb. 10; and 30 vs. VCU, Feb. 16)... hit multiple 3s in eight games with a high of four three different times... 21 points vs. VCU (Jan. 19), 22 vs. Wyoming (Nov. 16) and 20 vs. Lincoln (Nov. 8)... in the three straight games scoring 30 or more, he sank 32 of 49 from the field including 12 of 18 from 3-point range.

2022-23 (Sophomore Season at Saint Louis):

Played in all 33 games... Averaged 5.9 points and 3.7 rebounds... Fourth on the Billikens with 11 blocked shots... Shot 42.3 percent from the field and was third on the team with 23 3-pointers made... Averaged 6.7 points in the Billikens' 18 conference games... Was a 42.2 percent shooter from 3-point range during A-10 play (19-45)... Was 8-of-9 from the field en route to a career-high 20 points in the win against La Salle... Turned in 13 points, all in the first half, in the win at Loyola Chicago... Drained three triples in back-to-back games against UMass (15 points) and St. Bonaventure (nine points)... Finished with 11 points and was two boards shy of a double-double with eight rebounds against Maryland... Went for 12 points and seven rebounds in the win against Paul Quinn... Scored 10 points in the A-10 quarterfinal victory against George Mason.

2021-22 (Freshman Season at Moberly Area Community College):

Transferred to SLU from Moberly Area Community College with three years of eligibility remaining... NJCAA first-team All-American in 2021-22... Averaged 21.9 ppg, shot 49 percent from the floor and 30 percent from 3-point range at Moberly Area in 2021-22... His 767 total points led the NJCAA, he was second in field goals with 294, and his 96 3-pointers ranked sixth in the country.

Career 20-Point Games (12) at Saint Louis

Date	Opponent	Points
3/3/25	at Stephen F. Austin	22
3/1/25	at Lamar	25
12/22/24	at ULL	22
11/24/24	vs. Longwood	31
11/7/24	vs. Biblical Studies	20
2/16/24	VCU	30
2/10/24	at St. Joseph's	34
2/7/24	at La Salle	33
1/19/24	at VCU	21
11/16/23	vs. Wyoming	22
11/8/23	Lincoln (Mo.)	20
1/21/23	La Salle	20

Season Highs:

- Points: 31 vs. Longwood (11/24/24)
- Rebounds: 6 vs. CBS (11/7/24)
- Assists: 3 vs. LeTourneau (12/7/24)
- Steals: 3 at Northwestern State (1/6/25)
- Blocks: 2 vs. Nicholls (1/11/25)
- FG Made: 12 vs. Longwood (11/24/24)
- 3FG Made: 6 at NSU (1/6/25)
- FT Made: 10 at Lamar (3/1/25)
- Minutes: 28 vs. CBS (11/7/24)

Career Highs:

- Points: 34 at Saint Joseph's (2/10/24)
- Rebounds: 9, two times
- Assists: 3, two times
- Steals: 4 vs. VCU (2/16/24)
- Blocks: 3 vs. Rhode Island (2/7/23)
- FG Made: 12 vs. Longwood (11/24/24); at Saint Joseph's (2/10/24)
- 3FG Made: 6 at NSU (1/6/25)
- FT Made: 10 at Lamar (3/1/25)

Game-by-Game

Career Stat Line

SEASON	TEAM	GP-GS	MIN/AVG	Field Goals			3-Point			F-Throws		Rebounds			PF-FO			Scoring		
				FG-FGA	FG%	3FG-3FGA	3FG%	FT-FTA	FT%	OFF	DEF	TOT	AVG	A	TO	BLK	STL	PTS	AVG	
2022-23	SLU	33-0	412/12.5	69-163	.423	23-73	.315	35-40	.875	13	68	81	2.5	33-0	8	12	11	11	196	5.9
2023-24	SLU	16-6	331/20.7	93-189	.492	26-61	.426	43-53	.811	11	57	68	4.3	40-1	14	15	12	13	255	15.9
2024-25	McN	32-0	632/19.7	139-316	.440	33-113	.292	75-90	.833	22	57	79	2.5	51-0	18	26	8	25	386	12.1
TOTAL FOR McN		32-0	632/19.7	139-316	.440	33-113	.292	75-90	.833	22	57	79	2.5	51-0	18	26	8	25	386	12.1
TOTAL		81-6	1375/17.0	301-668	.451	82-247	.332	153-183	.836	46	182	228	2.8	124-1	40	53	31	49	837	10.3

**23 BRANDON MURRAY**

Sr.-TR • 6-5 • 210 • Guard • Germantown, Md. • IMG Academy • Ole Miss

Season Stat Line

Games Played	Minutes/ game	Points/ game	FG Pct	3FG Pct	FT Pct	Rebounds/ game	Assists/ game	Turnovers/ game	Assist/Turnover ratio	Steals/ game	Blocks/ game
28	24.7	7.1	50.0	34.9	70.8	3.1	2.1	1.4	1.5	0.9	0.3

**2024-25 Preseason All-SLC 2nd Team****2024-25 (Senior Season):**

- Scored 997 points in his career, needing 3 more to reach 1,000.
- Season-high 17 points at UNO on Feb. 15 behind a season-best 3 made 3-pointers.
- Scored 10 points with a career-high 9 rebounds at Mississippi State (Dec. 14).
- 37 for 69 shooting the last 13 games.
- Double-figure scoring 9 times.

2023-24 (Junior Season at Ole Miss):

Appeared in 23 games for Ole Miss, making three starts ... Averaged 19.8 minutes, 4.3 points, 2.5 rebounds, and 1.4 assists per game ... Made his Ole Miss debut on December 16 against California, scoring three points with a rebound, four assists, and one block ... Scored a season-best nine points on December 31 against Bryant and January 10 against Florida ... Recorded a career-best two blocks against Florida on January 10 ... On January 27 at Texas A&M, scored eight points and grabbed a career-best eight rebounds in the Rebels victory ... On February 6 at No. 15 South Carolina, dished out a season-high five assists.

2022-23 (Sophomore Season at Georgetown):

Started in all 27 games he appeared in for Georgetown ... Finished second on the team with an average of 13.7 points per game ... Finished third on the team in made three pointers with 35 ... Led the team with 38 steals while adding 13 blocks ... Averaged 3.9 rebounds and 3.2 assists per game ... Scored in double figures in 19 games, including four 20-point performances ... Scored a career-best 29 points on December 29 at DePaul, going a perfect 5-5 from the three-point line ... Set a career best for rebounds in a game with eight on February 1 against Creighton and on February 14 against Seton Hall ... Collected two or more steals in 12 contests.

2021-22 (Freshman Season at LSU):

SEC All-Freshman Team... Appeared in 33 games for LSU, making 32 starts for head coach Will Wade ... Finished third on the team in scoring with 10.0 points per game ... Second on the Tigers with 40 makes from three ... Averaged 3.0 rebounds, 1.9 assists, and 1.1 steals per game ... Scored in double figures in 16 games, including a season-best 21 points on January 26 against Texas A&M ... Secured a season-high seven rebounds on November 15 against Liberty ... Dished out a season-high nine assists against Missouri in the SEC Tournament on March 10.

High School:

Played his senior season at IMG Academy in Bradenton, Florida, after playing at Poly High in Baltimore ... Averaged 21.7 points in 2019-20 for Poly High, shooting 65% from the floor ... Named Mr. Basketball in Maryland by the state basketball coaches association ... Named Baltimore City Player of the Year ... Helped his team in the Maryland 3A state title ... A consensus four-star recruit ... Went from the No. 146 recruit to No. 85 recruit in the nation according to 247sports.com during his senior year at IMG.

Career 20-Point Games (4)**at Georgetown**

Date	Opponent	Points
2/22/23	St. John's	25
2/4/23	UConn	21
12/29/22	at DePaul	29
12/7/22	Siena	20

Season Highs:

Points: 17 at UNO (2/15/25)
 Rebounds: 9 vs. Miss. State (12/14/24)
 Assists: 4 vs. Miss. State (12/14/24)
 Steals: 4 vs. Lamar (1/18/25)
 Blocks: 1 vs. Miss. State (12/14/24)
 FG Made: 6, two times
 3FG Made: 3 at UNO (2/15/25)
 FT Made: 5 vs. Illinois State (11/22/24)
 Minutes: 35 vs. Liberty (11/25/24)

Career Highs:

Points: 29 at DePaul (12/29/22)
 Rebounds: 9 vs. Miss. State (12/14/24)
 Assists: 9 vs. Missouri (3/10/22)
 Steals: 4, four times
 Blocks: 2, five times
 FG Made: 11 at DePaul (12/29/22)
 3FG Made: 5 at DePaul (12/29/22)
 FT Made: 6, two times

Game-by-Game**Career Stat Line**

SEASON	TEAM	GP-GS	MIN/AVG	Field Goals		3-Point		F-Throws		Rebounds			Scoring							
				FG-FGA	FG%	3FG-3FGA	3FG%	FT-FTA	FT%	OFF	DEF	TOT	AVG	PF	FO	A	TO	BLK	STL	PTS
2021-22	LSU	33-32	1022/31.0	123-289	.426	40-119	.336	44-65	.677	25	74	99	3.0	55-3	64	54	7	36	330	10.0
2022-23	GTown	27-27	933/34.5	138-348	.397	35-110	.318	59-91	.648	23	83	106	3.9	54-4	87	72	13	38	370	13.7
2023-24	UM	23-3	456/19.8	37-97	.381	10-28	.357	14-17	.824	16	41	57	2.5	42-1	33	17	8	15	98	4.3
2024-25	McN	28-11	693/24.7	75-150	.500	15-43	.349	34-48	.708	28	58	86	3.1	46-0	58	39	7	24	199	7.1
TOTAL FOR McN		28-11	693/24.7	75-150	.500	15-43	.349	34-48	.708	28	58	86	3.1	46-0	58	39	7	24	199	7.1
TOTAL		111-73	3103/28.0	373-884	.422	100-300	.333	151-221	.683	92	256	348	3.1	197-8	242	182	35	113	997	9.0



24 CHRISTIAN SHUMATE

Sr.-3L • 6-6 • 213 • Forward • Chicago, Illinois • Bloom HS • Tulsa

Season Stat Line

Games Played	Minutes/game	Points/game	FG Pct	3FG Pct	FT Pct	Rebounds/game	Assists/game	Turnovers/game	Assist/Turnover ratio	Steals/game	Blocks/game
33	27.3	10.5	61.9	30.2	43.1	6.3	0.8	1.3	0.7	0.7	1.3



- 2025 SLC Defensive Player of the Year
- 2025 SLC All-Defensive Team
- 2025 All Southland Conference 2nd Team
- 2024-25 Lou Henson Early Season Watch List
- 2024-25 Preseason All-SLC 1st Team
- 2024 SLC Defensive Player of the Year
- 2024 All-Southland Conference 1st Team
- 2024 SLC All-Defensive Team
- 2024 NABC All-District 22 1st Team
- 2024 All-Louisiana 2nd Team

Career Notes

- 4th player in school history to score 1,500 points and grab 1,000 rebounds in a career.
- 1st player in school history to record 1,000 points, 1,000 rebounds, 100 blocked shots, 100 assists and 100 steals in a career.
- 1,675 career points at McNeese, ranking 11th all-time and 1,082 career rebounds at McNeese, ranking 3rd all-time.
- 8.1 career rebounds per game, ranking 10th all-time in school history.
- Career .556 FG shooting percentage, ranking 3rd all-time.
- 91 double-digit scoring games in his career.
- Scored 20 or more 17 times and 30 or more twice.
- 47, 10-plus rebounding games.
- 39 double-doubles, a school record and 3rd in SLC history.
- Starter in 88 consecutive games and 108 in his McNeese career.
- McNeese career record holder with 134 games played.

2024-25 (Redshirt Senior Season):

- Recorded his 4th double-double of the season and 38th in his career with 19 points and 14 rebounds against East Texas A&M on Feb. 10.
- His season-high 14 rebounds on 2/10 moved him into 3rd all-time in school history.
- Pulled down his 1,000th overall career rebound at UTRGV on 1/25.
- Grabbed his 1,000th rebound as a Cowboy at A&M-Corpus Christi on Jan. 27.
- Season-high 22 points against LeTourneau, hitting 8 of 9 from the field including 4-5 from 3FG range.
- Opened the season with 11 points and 9 rebounds against South Dakota State.
- 10 points at Alabama.
- Tied a career-high with 4 blocked shots against North Texas.
- Starter in all 33 games, extending his streak to 88 straight.
- Averaging 2.4 offensive rebounds per game, 5th-highest in the conference.

2023-24 (Redshirt Junior Season):

No. 1 in SLC and 31st in NCAA in RPG (9.5), offensive rpg (3.6, 15th in NCAA), and total rebounds (313, 24th NCAA) and double-doubles (12, 35th NCAA).. No. 2 in SLC in BPG (1.4), total blocks (47), and defensive rpg (6.1)... Pulled down a career-high 21 rebounds in a win at UAB, marking the 6th-most in school history and also the most by a Southland player this season... 24 games with 10 or more points and 15, 10-rebound games on the year... Led the team with 57 dunks... 9 times featured on Sportscenter Top 10 Plays of the Day (vs. Southern Miss, #8; at Northwestern State, #3; at AMCC, #10; vs. AMCC, #6; at HCU, #1 and #7; at Nicholls, #1; vs. UIW, #8; vs. Nicholls, #3).

2022-23 (Redshirt Sophomore Season):

- 2023 All-Southland Conference 2nd Team.
- 2023 SLC All-Tournament Team.

2021-22 (Redshirt Freshman):

- All-Southland Conference 3rd Team.

Career 20-Point Games (17)

Date	Opponent	Points	Date	Opponent	Points
12/7/24	LeTourneau	22	11/18/22	Western Carolina	20
1/15/24	Lamar	21	11/7/22	Champion Christian	20
12/2/23	UT Martin	22	2/19/22	at New Orleans	20
3/7/23	A&M-Corpus Christi	30	2/10/22	at Southeastern La.	23
3/6/23	Nicholls	22	1/22/22	at UIW	29
3/5/23	A&M-Commerce	28	1/12/22	Arlington Baptist	22
2/23/23	at HCU	26	1/6/22	New Orleans	21
2/16/23	UIW	32	12/30/21	Ecclesia	21
2/11/23	at New Orleans	21			

Season Highs:

- Points: 22 vs. LeTourneau (12/7/24)
- Rebounds: 14 vs. ETAM (2/10/25)
- Assists: 3, three times
- Steals: 3, two times
- Blocks: 4 vs. North Texas (11/18/24)
- FG Made: 9, two times
- 3FG Made: 4 vs. LeTourneau (12/7/24)
- FT Made: 5 vs. Stephen F. Austin (1/20/25)
- Minutes: 34, two times

Career Highs:

- Points: 32 vs. UIW (2/16/23)
- Rebounds: 21 at UAB (11/28/23)
- Assists: 6 vs. Champ. Christian (11/15/21)
- Steals: 4 vs. Ecclesia (12/30/21)
- Blocks: 4, four times
- FG Made: 12 at HCU (2/23/23)
- 3FG Made: 4 vs. LeTourneau (12/7/24)
- FT Made: 12 vs. A&M-CC (3/7/23)

Game-by-Game

Career Stat Line

SEASON	TEAM	GP-GS	MIN/AVG	Field Goals			3-Point		F-Throws		Rebounds			PF-FO			A		BLK		STL		Scoring	
				FG-FGA	FG%	3FG-3FGA	3FG%	FT-FTA	FT%	OFF	DEF	TOT	AVG	PF-FO	A	TO	BLK	STL	PTS	AVG				
2020-21	Tulsa	8-0	42:5.3	6-8	.750	0-0	.000	0-1	.000	3	8	11	1.4	5-0	0	6	3	0	12	1.5				
2021-22	McN	33-9	774/23.5	168-325	.517	10-51	.196	58-101	.574	95	125	220	6.7	86-3	32	56	28	26	404	12.2				
2022-23	McN	34-32	1116/32.8	200-365	.548	14-41	.341	98-170	.576	125	205	330	9.7	92-5	35	89	26	29	512	15.1				
2023-24	McN	34-34	996/29.3	166-296	.561	9-39	.231	72-155	.465	124	200	324	9.5	88-3	29	48	47	32	413	12.1				
2024-25	McN	33-33	900/27.3	143-231	.619	16-53	.302	44-102	.431	79	129	208	6.3	58-0	28	43	42	22	346	10.5				
TOTAL FOR McN		134-108	3786/28.3	677-1217	.556	49-184	.266	272-528	.515	423	659	1082	8.1	324-11	124	236	143	109	1675	12.5				
TOTAL		142-108	3828/27.0	683-1225	.558	49-184	.266	272-529	.514	426	667	1093	7.7	329-11	124	242	146	109	1687	11.9				



2024-25 Overall Statistics

Game Records

Record	Overall	Home	Away	Neutral
ALL GAMES	27-6	13-1	10-2	4-3
CONFERENCE	19-1	10-0	9-1	0-0
NON-CONFERENCE	8-5	3-1	1-1	4-3

Score by Periods

Team	1st	2nd	OT	TOT
McNeese	1196	1353	0	2549
Opponents	963	1150	0	2113

Team Box Score

No.	Player	GP-GS			Total		3-Point		F-Throw		Rebounds				PF DQ A TO BLK STL PTS AVG										
		GP	GS	MIN	AVG	FG	FGA	FG%	3FG	3FGA	3FG%	FT	FTA	FT%	OFF	DEF	TOT	AVG	PF	DQ	A	TO	BLK	STL	PTS
7	BREED, Alyn	2-2		59:47	29.9	12-23	.522	2-4	.500	9-9	1.000	2	4	6	3.0	6	0	3	8	0	3	35	17.5		
6	GARCIA, Javohn	33-33		951:49	28.8	139-319	.436	36-108	.333	111-137	.810	29	86	115	3.5	68	0	64	31	16	52	425	12.9		
21	PARKER, Sincere	32-0		631:43	19.7	139-316	.440	33-113	.292	75-90	.833	22	57	79	2.5	51	0	18	26	8	25	386	12.1		
24	SHUMATE, Christian	33-33		900:24	27.3	143-231	.619	16-53	.302	44-102	.431	79	129	208	6.3	58	0	28	43	42	22	346	10.5		
2	RICHARDS, DJ	33-22		753:59	22.8	101-222	.455	85-189	.450	47-53	.887	16	58	74	2.2	62	1	27	22	1	35	334	10.1		
11	COPELAND, Quadir	33-22		714:53	21.7	109-226	.482	3-21	.143	75-106	.708	19	89	108	3.3	78	0	147	87	8	44	296	9.0		
5	CHARLES, Joe	31-31		901:02	29.1	93-214	.435	49-134	.366	36-45	.800	78	141	219	7.1	51	0	29	18	21	40	271	8.7		
23	MURRAY, Brandon	28-11		692:42	24.7	75-150	.500	15-43	.349	34-48	.708	28	58	86	3.1	46	0	58	39	7	24	199	7.1		
0	BROWN, T'Johnn	21-1		287:50	13.7	31-78	.397	7-20	.350	22-32	.688	3	19	22	1.0	48	2	37	30	4	20	91	4.3		
9	SELEBANGUE, Bryant	33-1		483:22	14.6	55-86	.640	0-1	.000	19-42	.452	66	81	147	4.5	35	1	17	10	5	18	129	3.9		
1	COOPER, Omar	11-9		186:35	17.0	8-19	.421	0-1	.000	3-5	.600	2	25	27	2.5	24	1	35	18	0	13	19	1.7		
33	EVANS IV, Lamont	9-0		19:08	2.1	5-12	.417	5-12	.417	0-0	.000	0	0	0	0.0	3	0	1	2	0	0	15	1.7		
14	VILLARREAL, Erik	8-0		16:46	2.1	1-5	.200	1-3	.333	0-0	.000	2	0	2	0.3	1	0	1	1	0	1	3	0.4		
Team												39	63	102				22							
Total		33		6600		911-1901	.479	252-702	.359	475-669	.710	385	810	1195	36.2	531	5	465	357	112	297	2549	77.2		
Opponents		33		6608		728-1810	.402	266-830	.320	391-548	.714	360	713	1073	32.5	526	9	401	480	99	209	2113	64.0		

Team Statistics

	MCN	OPP
Scoring	2549	2113
Points per game	77.2	64.0
Scoring margin	+13.2	-
Field goals-att	911-1901	728-1810
Field goal pct	.479	.402
3 point fg-att	252-702	266-830
3-point FG pct	.359	.320
3-pt FG made per game	7.6	8.1
Free throws-att	475-669	391-548
Free throw pct	.710	.714
F-Throws made per game	14.4	11.8
Rebounds	1195	1073
Rebounds per game	36.2	32.5
Rebounding margin	+3.7	-
Assists	465	401
Assists per game	14.1	12.2
Turnovers	357	480
Turnovers per game	10.8	14.5
Turnover margin	+3.7	-
Assist/turnover ratio	1.3	0.8
Steals	297	209
Steals per game	9.0	6.3
Blocks	112	99
Blocks per game	3.4	3.0
Winning streak	11	-
Home win streak	11	-
Attendance	46691	33373
Home games-Avg/Game	14-3335	12-2781
Neutral site-Avg/Game	-	7-2367

Team Results

Date	Opponent		Score	Att.
11/04/2024	vs South Dakota St.	L	73-80	2878
11/07/2024	Biblical Stud. (TX)	W	111-57	3036
11/11/2024	at Alabama	L	64-72	13474
11/18/2024	North Texas	W	68-61	3537
11/22/2024	vs Illinois St.	W	76-68	1525
11/24/2024	vs Longwood	W	84-69	2225
11/25/2024	vs Liberty	L	58-62	1986
12/03/2024	Santa Clara	L	67-74	3102
12/07/2024	LeTourneau	W	103-69	2756
12/14/2024	vs Mississippi St.	L	63-66	3846
12/22/2024	at Louisiana	W	64-56	2407
12/28/2024	New Orleans	W	86-61	3130
12/30/2024	Southeastern La.	W	79-51	3106
01/04/2025	at East Texas A&M	W	75-56	812
01/06/2025	at Northwestern St.	W	92-69	816
01/11/2025	Nicholls	W	80-71	4032
01/13/2025	at Houston Christian	W	75-59	857
01/18/2025	Lamar University	W	75-64	4081
01/20/2025	SFA	W	79-59	2929
01/25/2025	at UTRGV	W	93-63	1473
01/27/2025	at A&M-Corpus Christi	W	74-73	2032
02/01/2025	at Nicholls	L	63-71	877
02/03/2025	UIW	W	67-65	3216
02/08/2025	Northwestern St.	W	65-50	3670
02/10/2025	East Texas A&M	W	67-51	2883
02/15/2025	at New Orleans	W	78-64	737
02/17/2025	at Southeastern La.	W	88-82	1218
02/22/2025	A&M-Corpus Christi	W	73-57	4032
02/24/2025	UTRGV	W	100-65	3181
03/01/2025	at Lamar University	W	68-66	5746
03/03/2025	at SFA	W	95-64	2924
03/11/2025	vs Northwestern St.	W	83-64	0
03/12/2025	vs Lamar University	W	63-54	4106



2024-25 SLC Only Statistics

Game Records

Record	Overall	Home	Away	Neutral
ALL GAMES	19-1	10-0	9-1	0-0
CONFERENCE	19-1	10-0	9-1	0-0
NON-CONFERENCE	0-0	0-0	0-0	0-0

Score by Periods

Team	1st	2nd	OT	TOT
McNeese	738	834	0	1572
Opponents	576	685	0	1261

Team Box Score

No.	Player	GP-GS			Total		3-Point		F-Throw		Rebounds				PF DQ A TO BLK STL PTS AVG								
		GP	GS	MIN	AVG	FG-FGA	FG%	3FG-3FGA	3FG%	FT-FTA	FT%	OFF	DEF	TOT	AVG	P	D	A	T	B	S	P	A
6	GARCIA, Javohn	20-20		598:44	29.9	88-203	.433	22-69	.319	76-96	.792	22	59	81	4.1	37	0	43	15	8	31	274	13.7
2	RICHARDS, DJ	20-20		508:00	25.4	73-145	.503	63-127	.496	35-41	.854	10	33	43	2.2	37	0	17	11	0	25	244	12.2
24	SHUMATE, Christian	20-20		533:32	26.7	89-140	.636	4-18	.222	23-60	.383	53	85	138	6.9	33	0	22	23	22	11	205	10.3
21	PARKER, Sincere	19-0		345:26	18.2	70-177	.395	20-64	.313	33-43	.767	13	35	48	2.5	29	0	12	17	6	17	193	10.2
11	COPELAND, Quadir	20-19		487:57	24.4	71-155	.458	2-15	.133	48-67	.716	13	45	58	2.9	48	0	115	65	6	28	192	9.6
5	CHARLES, Joe	19-19		545:23	28.7	60-137	.438	36-88	.409	17-21	.810	51	87	138	7.3	26	0	22	13	14	21	173	9.1
23	MURRAY, Brandon	15-0		343:06	22.9	41-76	.539	10-24	.417	14-20	.700	15	29	44	2.9	24	0	29	19	6	17	106	7.1
0	BROWN, T'Johnn	20-1		286:15	14.3	31-78	.397	7-20	.350	22-32	.688	3	19	22	1.1	47	2	37	29	4	20	91	4.6
9	SELEBANGUE, Bryant	20-1		331:08	16.6	37-61	.607	0-1	.000	5-15	.333	51	64	115	5.8	23	1	13	7	2	10	79	4.0
33	EVANS IV, Lamont	6-0		10:33	1.8	4-8	.500	4-8	.500	0-0	.000	0	0	0	0.0	2	0	1	2	0	0	12	2.0
14	VILLARREAL, Erik	5-0		08:11	1.6	1-1	1.000	1-1	1.000	0-0	.000	0	0	0	0.0	0	0	0	1	0	0	3	0.6
1	COOPER, Omar	1-0		01:44	1.7	0-0	.000	0-0	.000	0-0	.000	0	1	1	1.0	1	0	1	0	0	0	0	0.0
Team												28	40	68				11					
Total		20		4000		565-1181	.478	169-435	.389	273-395	.691	259	497	756	37.8	307	3	312	213	68	180	1572	78.6
Opponents		20		4008		441-1098	.402	157-501	.313	222-321	.692	222	424	646	32.3	319	5	238	296	67	127	1261	63.1

Team Statistics

	MCN	OPP
Scoring	1572	1261
Points per game	78.6	63.1
Scoring margin	+15.6	-
Field goals-att	565-1181	441-1098
Field goal pct	.478	.402
3 point fg-att	169-435	157-501
3-point FG pct	.389	.313
3-pt FG made per game	8.5	7.9
Free throws-att	273-395	222-321
Free throw pct	.691	.692
F-Throws made per game	13.7	11.1
Rebounds	756	646
Rebounds per game	37.8	32.3
Rebounding margin	+5.5	-
Assists	312	238
Assists per game	15.6	11.9
Turnovers	213	296
Turnovers per game	10.7	14.8
Turnover margin	+4.2	-
Assist/turnover ratio	1.5	0.8
Steals	180	127
Steals per game	9.0	6.4
Blocks	68	67
Blocks per game	3.4	3.4
Winning streak	9	-
Home win streak	10	-
Attendance	34260	17492
Home games-Avg/Game	10-3426	10-1749
Neutral site-Avg/Game	-	0-0

Team Results

Date	Opponent		Score	Att.
12/28/2024	New Orleans	W	86-61	3130
12/30/2024	Southeastern La.	W	79-51	3106
01/04/2025	at East Texas A&M	W	75-56	812
01/06/2025	at Northwestern St.	W	92-69	816
01/11/2025	Nicholls	W	80-71	4032
01/13/2025	at Houston Christian	W	75-59	857
01/18/2025	Lamar University	W	75-64	4081
01/20/2025	SFA	W	79-59	2929
01/25/2025	at UTRGV	W	93-63	1473
01/27/2025	at A&M-Corpus Christi	W	74-73	2032
02/01/2025	at Nicholls	L	63-71	877
02/03/2025	UIW	W	67-65	3216
02/08/2025	Northwestern St.	W	65-50	3670
02/10/2025	East Texas A&M	W	67-51	2883
02/15/2025	at New Orleans	W	78-64	737
02/17/2025	at Southeastern La.	W	88-82	1218
02/22/2025	A&M-Corpus Christi	W	73-57	4032
02/24/2025	UTRGV	W	100-65	3181
03/01/2025	at Lamar University	W	68-66	5746
03/03/2025	at SFA	W	95-64	2924



McNeese Game-by-Game

Opponent	Date	Score	Total			3-Pointers			Free throws		Rebounds				PF	A	TO	BLK	STL	PTS	AVG
			FG-FGA	PCT	3FG-3FGA	PCT	FT-FTA	PCT	OFF	DEF	TOT	AVG									
vs South Dakota St.	11/04/2024	73-80	L	23-59	.390	7-26	.269	20-27	.741	8	21	29	29.0	17	10	11	2	13	73	73.0	
Biblical Stud. (TX)	11/07/2024	111-57	W	42-70	.600	10-30	.333	17-26	.654	13	32	45	37.0	15	27	12	2	15	111	92.0	
at Alabama	11/11/2024	64-72	L	24-61	.393	7-24	.292	9-11	.818	12	23	35	36.3	22	3	13	0	7	64	82.7	
North Texas	11/18/2024	68-61	W	19-43	.442	4-17	.235	26-39	.667	10	23	33	35.5	21	12	13	6	11	68	79.0	
vs Illinois St.	11/22/2024	76-68	W	24-54	.444	8-20	.400	20-26	.769	11	26	37	35.8	21	10	7	3	5	76	78.4	
vs Longwood	11/24/2024	84-69	W	34-55	.618	4-14	.286	12-17	.706	8	19	27	34.3	23	12	14	5	13	84	79.3	
vs Liberty	11/25/2024	58-62	L	21-47	.447	1-12	.083	15-18	.833	8	23	31	33.9	15	5	13	1	7	58	76.3	
Santa Clara	12/03/2024	67-74	L	24-61	.393	8-29	.276	11-17	.647	13	19	32	33.6	17	12	8	2	9	67	75.1	
LeTourneau	12/07/2024	103-69	W	41-59	.695	10-21	.476	11-11	1.000	9	21	30	33.2	7	23	14	3	10	103	78.2	
vs Mississippi St.	12/14/2024	63-66	L	22-53	.415	9-22	.409	10-17	.588	11	28	39	33.8	25	12	15	5	5	63	76.7	
at Louisiana	12/22/2024	64-56	W	25-60	.417	1-16	.063	13-17	.765	13	26	39	34.3	8	4	8	4	6	64	75.5	
New Orleans	12/28/2024	86-61	W	32-66	.485	11-31	.355	11-13	.846	14	21	35	34.3	15	19	6	4	7	86	76.4	
Southeastern La.	12/30/2024	79-51	W	27-55	.491	7-18	.389	18-22	.818	11	26	37	34.5	15	15	12	1	12	79	76.6	
at East Texas A&M	01/04/2025	75-56	W	28-55	.509	6-18	.333	13-20	.650	11	31	42	35.1	13	19	15	5	14	75	76.5	
at Northwestern St.	01/06/2025	92-69	W	31-57	.544	16-28	.571	14-18	.778	11	21	32	34.9	19	19	9	4	7	92	77.5	
Nicholls	01/11/2025	80-71	W	24-64	.375	3-15	.200	29-39	.744	23	23	46	35.6	16	10	13	5	9	80	77.7	
at Houston Christian	01/13/2025	75-59	W	29-60	.483	7-21	.333	10-19	.526	11	29	40	35.8	15	15	10	0	14	75	77.5	
Lamar University	01/18/2025	75-64	W	25-58	.431	9-27	.333	16-28	.571	13	19	32	35.6	19	13	7	2	10	75	77.4	
SFA	01/20/2025	79-59	W	27-57	.474	9-29	.310	16-21	.762	16	21	37	35.7	21	19	13	5	12	79	77.5	
at UTRGV	01/25/2025	93-63	W	33-61	.541	12-28	.429	15-18	.833	16	28	44	36.1	13	22	13	3	8	93	78.3	
at A&M-Corpus Christi	01/27/2025	74-73	W	27-56	.482	12-23	.522	8-14	.571	7	26	33	36.0	19	14	12	4	7	74	78.0	
at Nicholls	02/01/2025	63-71	L	24-50	.480	0-12	.000	15-20	.750	8	24	32	35.8	16	7	15	0	12	63	77.4	
UIW	02/03/2025	67-65	W	29-59	.492	2-13	.154	7-14	.500	13	21	34	35.7	14	13	6	3	3	67	76.9	
Northwestern St.	02/08/2025	65-50	W	19-50	.380	10-22	.455	17-21	.810	11	22	33	35.6	15	13	15	2	13	65	76.4	
East Texas A&M	02/10/2025	67-51	W	26-58	.448	9-20	.450	6-10	.600	13	26	39	35.7	11	17	10	1	8	67	76.0	
at New Orleans	02/15/2025	78-64	W	32-72	.444	11-32	.344	3-9	.333	15	21	36	35.7	12	17	6	8	6	78	76.1	
at Southeastern La.	02/17/2025	88-82	W	30-53	.566	11-21	.524	17-26	.654	12	23	35	35.7	14	14	12	5	4	88	76.6	
A&M-Corpus Christi	02/22/2025	73-57	W	28-59	.475	6-14	.429	11-17	.647	20	23	43	36.0	18	17	12	6	6	73	76.4	
UTRGV	02/24/2025	100-65	W	38-72	.528	12-23	.522	12-14	.857	12	30	42	36.2	12	23	13	3	12	100	77.2	
at Lamar University	03/01/2025	68-66	W	23-54	.426	3-15	.200	19-32	.594	12	26	38	36.2	15	10	7	5	8	68	76.9	
at SFA	03/03/2025	95-64	W	33-65	.508	13-25	.520	16-20	.800	10	36	46	36.5	15	16	7	2	8	95	77.5	
vs Northwestern St.	03/11/2025	83-64	W	27-50	.540	11-19	.579	18-21	.857	5	25	30	36.3	13	14	8	3	8	83	77.7	
vs Lamar University	03/12/2025	63-54	W	20-48	.417	3-17	.176	20-27	.741	5	27	32	36.2	20	9	8	8	8	63	77.2	
Total		2549		911-1901	.479	252-702	.359	475-669	.710	385	810	1195	36.2	531	465	357	112	297	2549	77.2	
Opponents		2113		728-1810	.402	266-830	.320	391-548	.714	360	713	1073	32.5	526	401	480	99	209	2113	64.0	

McNeese Averages

Games Played	Points/game	FG Pct	3FG Pct	FT Pct	Rebounds/game	Assists/game	Turnovers/game	Assist/Turnover ratio	Steals/game	Blocks/game
33	77.2	47.9	35.9	71.0	36.2	14.1	10.8	1.3	9.0	3.4

Opponent Game-by-Game

Opponent	Date	Score	Total			3-Pointers			Free throws		Rebounds				PF	A	TO	BLK	STL	PTS	AVG
			FG-FGA	PCT	3FG-3FGA	PCT	FT-FTA	PCT	OFF	DEF	TOT	AVG									
vs South Dakota St.	11/04/2024	73-80	L	28-61	.459	12-35	.343	12-16	.750	12	31	43	43.0	17	15	16	4	5	80	80.0	
Biblical Stud. (TX)	11/07/2024	111-57	W	22-61	.361	3-21	.143	10-11	.909	8	20	28	35.5	19	14	22	0	6	57	68.5	
at Alabama	11/11/2024	64-72	L	22-50	.440	11-34	.324	17-24	.708	10	26	36	35.7	12	16	15	5	8	72	69.7	
North Texas	11/18/2024	68-61	W	17-54	.315	8-22	.364	19-23	.826	16	21	37	36.0	23	8	15	2	9	61	67.5	
vs Illinois St.	11/22/2024	76-68	W	22-50	.440	11-26	.423	13-21	.619	6	23	29	34.6	19	14	7	3	3	68	67.6	
vs Longwood	11/24/2024	84-69	W	21-49	.429	7-20	.350	20-27	.741	11	14	25	33.0	17	10	20	1	6	69	67.8	
vs Liberty	11/25/2024	58-62	L	20-48	.417	11-31	.355	11-14	.786	6	20	26	32.0	13	14	12	2	5	62	67.0	
Santa Clara	12/03/2024	67-74	L	23-56	.411	10-29	.345	18-19	.947	14	28	42	33.3	13	16	15	4	4	74	67.9	
LeTourneau	12/07/2024	103-69	W	28-56	.500	9-20	.450	4-5	.800	7	9	16	31.3	11	14	18	0	11	69	68.0	
vs Mississippi St.	12/14/2024	63-66	L	19-52	.365	5-18	.278	23-33	.697	11	24	35	31.7	13	11	8	1	11	66	67.8	
at Louisiana	12/22/2024	64-56	W	22-54	.407	8-24	.333	4-6	.667	7	25	32	31.7	13	12	13	5	5	56	66.7	
New Orleans	12/28/2024	86-61	W	24-58	.414	6-24	.250	7-15	.467	17	22	39	32.3	14	11	16	2	4	61	66.3	
Southeastern La.	12/30/2024	79-51	W	19-48	.396	5-22	.227	8-16	.500	9	20	29	32.1	12	9	22	3	7	51	65.1	
at East Texas A&M	01/04/2025	75-56	W	20-64	.313	10-36	.278	6-8	.750	15	20	35	32.3	16	13	16	2	10	56	64.4	
at Northwestern St.	01/06/2025	92-69	W	21-51	.412	8-25	.320	19-22	.864	10	16	26	31.9	14	12	13	8	5	69	64.7	
Nicholls	01/11/2025	80-71	W	22-59	.373	4-18	.222	23-26	.885	15	20	35	32.1	25	6	16	2	11	71	65.1	
at Houston Christian	01/13/2025	75-59	W	20-50	.400	7-27	.259	12-20	.600	6	25	31	32.0	14	10	17	3	7	59	64.8	
Lamar University	01/18/2025	75-64	W	22-46	.478	7-19	.368	13-20	.650	10	24	34	32.1	22	14	16	4	3	64	64.7	
SFA	01/20/2025	79-59	W	16-46	.348	7-20	.350	20-32	.625	15	16	31	32.1	15	14	18	5	10	59	64.4	
at UTRGV	01/25/2025	93-63	W	23-62	.371	7-33	.212	10-14	.714	14	14	28	31.9	17	12	13	1	6	63	64.4	
at A&M-Corpus Christi	01/27/2025	74-73	W	25-60	.417	8-19	.421	15-23	.652	13	25	38	32.1	16	14	10	3	7	73	64.8	
at Nicholls	02/01/2025	63-71	L	24-50	.480	11-22	.500	12-14	.857	4	22	26	31.9	20	9	13	1	10	71	65.0	
UIW	02/03/2025	67-65	W	26-57	.456	6-24	.250	7-12	.583	12	22	34	32.0	16	9	8	5	5	65	65.0	
Northwestern St.	02/08/2025	65-50	W	17-40	.425	6-19	.316	10-17	.588	6	23	29	31.8	17	11	21	2	7	50	64.4	
East Texas A&M	02/10/2025	67-51	W	17-49	.347	11-31	.355	6-7	.857	7	22	29	31.7	13	13	14	3	2	51	63.9	
at New Orleans	02/15/2025	78-64	W	25-56	.446	10-21	.476	4-9	.444	14	29	43	32.2	11	13	20	5	2	64	63.9	
at Southeastern La.	02/17/2025	88-82	W	27-61	.443	13-35	.371	15-18	.833	12	17	29	32.0	19	14	8	2	5	82	64.6	
A&M-Corpus Christi	02/22/2025	73-57	W	22-50	.440	4-16	.250	9-15	.600	10	16	26	31.8	15	14	11	2	6	57	64.3	
UTRGV	02/24/2025	100-65	W	26-62	.419	9-30	.300	4-6	.667	7	2										



Season Schedule/Results & Leaders

Game Records

Record	Overall	Home	Away	Neutral
ALL GAMES	27-6	13-1	10-2	4-3
CONFERENCE	19-1	10-0	9-1	0-0
NON-CONFERENCE	8-5	3-1	1-1	4-3

Team Results

Date	Opponent	Score	Att.	High Points	High Rebounds
11/04/2024	vs South Dakota St.	L 73-80	2878	(18) BREED, Alyn	(9) SHUMATE, Christian
11/07/2024	Biblical Stud. (TX)	W 111-57	3036	(21) GARCIA, Javohn	(8) COOPER, Omar
11/11/2024	at Alabama	L 64-72	13474	(19) PARKER, Sincere	(9) CHARLES, Joe
11/18/2024	North Texas	W 68-61	3537	(18) PARKER, Sincere	(9) CHARLES, Joe
11/22/2024	vs Illinois St.	W 76-68	1525	(16) GARCIA, Javohn	(7) GARCIA, Javohn (7) SHUMATE, Christian
11/24/2024	vs Longwood	W 84-69	2225	(31) PARKER, Sincere	(6) CHARLES, Joe
11/25/2024	vs Liberty	L 58-62	1986	(13) SHUMATE, Christian	(7) COPELAND, Quadir
12/03/2024	Santa Clara	L 67-74	3102	(17) SHUMATE, Christian (17) CHARLES, Joe	(7) SHUMATE, Christian
12/07/2024	LeTourneau	W 103-69	2756	(22) SHUMATE, Christian	(9) COPELAND, Quadir
12/14/2024	vs Mississippi St.	L 63-66	3846	(19) CHARLES, Joe	(9) MURRAY, Brandon
12/22/2024	at Louisiana	W 64-56	2407	(22) PARKER, Sincere	(9) CHARLES, Joe
12/28/2024	New Orleans	W 86-61	3130	(21) RICHARDS, DJ	(6) SHUMATE, Christian
12/30/2024	Southeastern La.	W 79-51	3106	(26) GARCIA, Javohn	(12) SELEBANGUE, Bryant
01/04/2025	at East Texas A&M	W 75-56	812	(24) GARCIA, Javohn	(10) CHARLES, Joe (10) SELEBANGUE, Bryant
01/06/2025	at Northwestern St.	W 92-69	816	(20) RICHARDS, DJ	(6) SHUMATE, Christian
01/11/2025	Nicholls	W 80-71	4032	(25) GARCIA, Javohn	(12) CHARLES, Joe
01/13/2025	at Houston Christian	W 75-59	857	(16) GARCIA, Javohn (16) RICHARDS, DJ	(9) SELEBANGUE, Bryant
01/18/2025	Lamar University	W 75-64	4081	(19) RICHARDS, DJ	(6) COPELAND, Quadir (6) SELEBANGUE, Bryant
01/20/2025	SFA	W 79-59	2929	(16) SHUMATE, Christian	(11) SHUMATE, Christian
01/25/2025	at UTRGV	W 93-63	1473	(21) COPELAND, Quadir	(10) SHUMATE, Christian (10) CHARLES, Joe
01/27/2025	at A&M-Corpus Christi	W 74-73	2032	(14) GARCIA, Javohn	(5) SHUMATE, Christian (5) SELEBANGUE, Bryant
02/01/2025	at Nicholls	L 63-71	877	(16) MURRAY, Brandon	(9) CHARLES, Joe
02/03/2025	UIW	W 67-65	3216	(13) GARCIA, Javohn	(9) SHUMATE, Christian
02/08/2025	Northwestern St.	W 65-50	3670	(22) GARCIA, Javohn	(7) SELEBANGUE, Bryant
02/10/2025	East Texas A&M	W 67-51	2883	(19) SHUMATE, Christian	(14) SHUMATE, Christian
02/15/2025	at New Orleans	W 78-64	737	(21) RICHARDS, DJ	(10) CHARLES, Joe
02/17/2025	at Southeastern La.	W 88-82	1218	(18) GARCIA, Javohn	(10) CHARLES, Joe
02/22/2025	A&M-Corpus Christi	W 73-57	4032	(16) CHARLES, Joe	(7) SHUMATE, Christian
02/24/2025	UTRGV	W 100-65	3181	(19) SHUMATE, Christian (19) RICHARDS, DJ	(12) CHARLES, Joe
03/01/2025	at Lamar University	W 68-66	5746	(25) PARKER, Sincere	(7) GARCIA, Javohn
03/03/2025	at SFA	W 95-64	2924	(22) PARKER, Sincere	(9) CHARLES, Joe



Season Box Scores

Game 1: at South Dakota State 80, McNeese 72



Official Basketball Box Score - Final
McNeese at South Dakota State
11/04/24 Sanford Pentagon, Sioux Falls
2024-25 Men's Basketball

Game Time: 5:00 PM
Game Duration: 1:56
Attendance: 2,878

Officials: Keith Patterson, Art Brown, Brad Fowler

McNeese - 72 Record: 0-1
Table with columns: NO. Name, Min, FG, 3P, FT, Rebounds, Fouls, TP, AS, TO, ST, Blocks, +/-

Shooting By Period
1st FG% 12-30 40.0%
3PT% 7-10 30.0%
2nd FG% 11-29 37.9%
3PT% 4-16 25.0%
FT% 14-19 73.7%
GM FG% 23-59 39.0%
3PT% 7-26 26.9%
FT% 20-27 74.1%

Dead Ball Rebounds: 4, 2

South Dakota State - 80 Record: 1-0
Table with columns: NO. Name, Min, FG, 3P, FT, Rebounds, Fouls, TP, AS, TO, ST, Blocks, +/-

Shooting By Period
1st FG% 12-33 36.4%
3PT% 5-19 26.3%
FT% 4-5 80%
2nd FG% 16-28 57.1%
3PT% 7-16 43.8%
FT% 8-11 72.7%
GM FG% 28-61 45.9%
3PT% 12-35 34.3%
FT% 12-16 75.0%

Dead Ball Rebounds: 2, 0

Technical Fouls: NONE
Biggest lead: 6 (2nd 18:53)
Best Scoring Run: 12 (2nd 18:53)
Lead Changes: 8
Times Tied: 5
Time with Lead: 06:07

Game 3: at #2 Alabama 72, McNeese 64



Official Basketball Box Score - Final
McNeese at Alabama
11/11/24 Coleman Coliseum, Tuscaloosa
2024-25 Men's Basketball

Game Time: 6:00 PM
Game Duration: 2:13
Attendance: 13,474

Officials: Doug Shows, Orlan Pool, Rob Worke

McNeese - 64 Record: 1-2
Table with columns: NO. Name, Min, FG, 3P, FT, Rebounds, Fouls, TP, AS, TO, ST, Blocks, +/-

Shooting By Period
1st FG% 12-27 44.4%
3PT% 9-23 39.1%
2nd FG% 12-34 35.3%
3PT% 5-15 33.3%
FT% 5-7 71.4%
GM FG% 24-61 39.3%
3PT% 7-24 29.2%
FT% 9-11 81.8%

Dead Ball Rebounds: 1, 0

Alabama - 72 Record: 3-0
Table with columns: NO. Name, Min, FG, 3P, FT, Rebounds, Fouls, TP, AS, TO, ST, Blocks, +/-

Shooting By Period
1st FG% 13-27 48.1%
3PT% 6-19 31.6%
FT% 9-13 69.2%
2nd FG% 9-23 39.1%
3PT% 5-15 33.3%
FT% 8-11 72.7%
GM FG% 22-50 44.0%
3PT% 11-34 32.4%
FT% 17-24 70.8%

Dead Ball Rebounds: 2, 0

Technical Fouls: NONE
Biggest lead: 5 (1st 14:45)
Best Scoring Run: 9 (2nd 12:22)
Lead Changes: 2
Times Tied: 0
Time with Lead: 08:36

Game 2: at McNeese 111, Biblical Studies 57



Official Basketball Box Score - Final
Biblical Stud. (TX) at McNeese
11/07/24 Legacy Center, Lake Charles
2024-25 McNeese Men's Basketball

Game Time: 7:30 PM
Game Duration: 1:39
Attendance: 3,036

Officials: Lucas Santos, Don Dowell, Joseph Guyton

Biblical Stud. (TX) - 57 Record: 0-2
Table with columns: NO. Name, Min, FG, 3P, FT, Rebounds, Fouls, TP, AS, TO, ST, Blocks, +/-

Shooting By Period
1st FG% 11-32 34.4%
3PT% 2-13 15.4%
FT% 0-0 0%
2nd FG% 11-29 37.9%
3PT% 1-8 12.5%
FT% 10-11 90.9%
GM FG% 22-61 36.1%
3PT% 3-21 14.3%
FT% 10-11 90.9%

Dead Ball Rebounds: 0, 0

McNeese - 111 Record: 1-1
Table with columns: NO. Name, Min, FG, 3P, FT, Rebounds, Fouls, TP, AS, TO, ST, Blocks, +/-

Shooting By Period
1st FG% 19-33 57.6%
3PT% 5-17 29.4%
FT% 5-9 55.6%
2nd FG% 23-37 62.2%
3PT% 5-13 38.5%
FT% 12-17 70.6%
GM FG% 42-70 60.0%
3PT% 10-30 33.3%
FT% 17-26 65.4%

Dead Ball Rebounds: 4, 0

Technical Fouls: NONE
Biggest lead: 0 (1st 20:00)
Best Scoring Run: 6 (2nd 2:12)
Lead Changes: 0
Times Tied: 0
Time with Lead: 00:00

Game 4: at McNeese 68, North Texas 61



Official Basketball Box Score - Final
North Texas at McNeese
11/18/24 Legacy Center, Lake Charles
2024-25 McNeese Men's Basketball

Game Time: 6:00 PM
Game Duration: 2:07
Attendance: 3,537

Officials: Bart Lenox, Byron Jarrett, Owen Short

North Texas - 61 Record: 3-1
Table with columns: NO. Name, Min, FG, 3P, FT, Rebounds, Fouls, TP, AS, TO, ST, Blocks, +/-

Shooting By Period
1st FG% 6-24 25.0%
3PT% 3-12 25.0%
FT% 4-4 100%
2nd FG% 11-30 36.7%
3PT% 5-10 50.0%
FT% 15-19 78.9%
GM FG% 17-54 31.5%
3PT% 8-22 36.4%
FT% 19-23 82.6%

Dead Ball Rebounds: 2, 0

McNeese - 68 Record: 2-2
Table with columns: NO. Name, Min, FG, 3P, FT, Rebounds, Fouls, TP, AS, TO, ST, Blocks, +/-

Shooting By Period
1st FG% 12-29 41.4%
3PT% 2-12 16.7%
FT% 6-8 75%
2nd FG% 7-14 50.0%
3PT% 2-5 40.0%
FT% 20-31 64.5%
GM FG% 19-43 44.2%
3PT% 4-17 23.5%
FT% 26-39 66.7%

Dead Ball Rebounds: 6, 0

Technical Fouls: NONE
Biggest lead: 7 (2nd 7:18)
Best Scoring Run: 9 (2nd 13:40)
Lead Changes: 11
Times Tied: 8
Time with Lead: 14:19



Season Box Scores

Game 5: McNeese 76, Illinois State 68

Official Box Score
McNeese vs Illinois State
Game Totals -- Final Statistics

November 22, 2024 at Elridge Wilburn Blake Sports and Fitness Center - Charlotte Amalie, USVI



(0) #0. Illinois St. 68

No.	Player	S	Pts	FG	3FG	FT	OR	DR	TR	PF	A	TO	Blk	Stl	Min	+/-
03	BANKS, DALTON	G	10	3-7	1-3	3-5	0	5	5	1	4	5	1	1	35	-4
04	WOLF, LANDON	G	11	4-9	3-6	0-1	1	3	4	2	3	0	0	0	24	-20
11	KINZIGER, JOHNNY	G	10	2-6	2-5	4-4	0	1	1	5	0	0	1	1	28	-1
22	PENCE, TY	G	14	5-9	2-4	2-3	2	4	6	1	3	1	1	1	38	-10
35	WALKER, CHASE	F	10	3-8	0-0	4-6	2	3	5	4	2	1	0	0	28	-4
00	DAUGHERTY, JACK	F	0	0-0	0-0	0-0	0	0	0	0	0	0	0	0	2	1
01	POINDEXTER, MALACHI	G	13	5-11	3-8	0-2	0	4	4	3	2	0	0	0	28	3
23	BARNES, CAMERON	F	0	0-0	0-0	0-0	0	0	0	0	0	0	0	0	2	-7
33	BOSER, CADEN	F	0	0-0	0-0	0-0	0	1	1	3	0	0	0	0	6	2
	TEAM						1	2	3	0	0					
TOTALS			68	22-50	11-26	13-21	6	23	29	19	14	7	3	3	200	

Shooting By Period	FG	FG%	3FG	3FG%	FT	FT%	Deadball Rebounds: 3.0
1st Half	11-23	48%	4-11	36%	6-8	75%	Biggest Run: 10-0
2nd Half	11-27	41%	4-11	36%	6-8	75%	Largest lead: By 3 at 1st-10:09
Game	22-50	44.0%	11-26	42.3%	13-21	61.9%	Technical Fouls: None.

(0) #0. McNeese 76

No.	Player	S	Pts	FG	3FG	FT	OR	DR	TR	PF	A	TO	Blk	Stl	Min	+/-
01	COOPER, OMAR	G	3	1-2	0-0	1-1	0	3	3	3	5	0	0	0	16	5
05	CHARLES, JOE	F	8	3-6	1-2	1-2	2	4	6	1	0	0	1	1	31	15
06	GARCIA, JAVOHN	G	16	5-12	2-3	4-4	2	5	7	0	2	2	0	0	35	5
23	MURRAY, BRANDON	G	13	4-10	0-1	5-7	0	3	3	4	3	1	0	0	33	5
24	SHUMATE, CHRISTIAN	G	9	4-7	1-3	0-2	4	3	7	1	0	1	2	0	34	3
02	RICHARDS, DJ	G	10	2-7	2-6	4-4	0	3	3	3	0	0	0	0	17	-8
09	SELEBANGUE, BRYANT	F	2	0-0	0-0	2-2	2	1	3	2	0	1	0	0	8	0
11	COPELAND, QUADIR	G	2	1-2	0-0	0-0	0	0	0	3	0	0	0	0	7	0
21	PARKER, SINCERE	G	13	4-8	2-5	3-4	0	2	2	4	0	0	0	1	19	15
	TEAM						1	2	3	0	0					
TOTALS			76	24-54	8-20	20-26	11	26	37	21	10	7	3	5	200	

Shooting By Period	FG	FG%	3FG	3FG%	FT	FT%	Deadball Rebounds: 2.1
1st Half	14-27	52%	6-12	50%	9-12	75%	Biggest Run: 10-0
2nd Half	10-27	37%	2-8	25%	11-14	79%	Largest lead: By 15 at 2nd-11:40
Game	24-54	44.4%	8-20	40.0%	20-26	76.9%	Technical Fouls: None.

Game Notes:
Officials: Adam Flore, Owen Luckie, Zach Kmiecik
Attendance: 1525
Start Time: 03:03 PM ET
End Time: 05:09 PM ET
Game Duration: 2:05
Neutral Court:
McNeese is the No. 0 seed and Illinois St. is the No. 0 seed

Score	1st	2nd	TOT	Points	ILS	MCN
ILS	36	32	68	In the Paint	16	32
MCN	43	33	76	Off Turns	6	10
				2nd Chance	4	13
				Fast Break	9	14
				Bench	13	27
				Per Poss	1.153	1.267
					29/59	34/60

Game 6: McNeese 84, Longwood 69

Official Box Score
Longwood vs McNeese
Game Totals -- Final Statistics

November 24, 2024 at Elridge Wilburn Blake Sports and Fitness Center - Charlotte Amalie West



Longwood 69

No.	Player	S	Pts	FG	3FG	FT	OR	DR	TR	PF	A	TO	Blk	Stl	Min	+/-
00	NZIEMI, JOHAN	F	11	2-4	0-0	7-11	3	2	5	2	1	2	0	1	23	-8
01	LUC, KYRELL	G	7	1-7	0-3	5-6	1	1	2	0	2	8	0	1	28	-10
03	GARLAND, COLBY	G	8	3-5	0-2	2-2	1	2	3	4	1	4	0	1	26	-16
05	MCCLURG, KJ	G	5	2-6	1-4	0-0	0	1	1	1	0	0	0	0	21	-12
25	CHRISTMAS, MICHAEL	F	12	4-10	3-6	1-2	1	1	2	1	1	1	0	0	31	-22
04	RICHARDS, EMANUEL	G	11	5-9	1-2	0-0	1	2	3	2	0	1	0	2	24	-11
08	NORDBERG, LEO	G	0	0-0	0-0	0-0	0	0	0	0	0	0	0	0	1	4
11	HICKS, TREY	F	0	0-0	0-0	0-0	0	0	0	0	0	0	0	0	0	1
14	BRIZZI, ANGELO	G	0	0-1	0-0	0-0	1	2	3	1	1	1	1	1	6	-4
22	JEFFERSON, D.J.	G	0	0-0	0-0	0-0	0	0	0	2	0	0	0	0	5	-1
24	BENARD, JAYLEN	G	9	2-3	2-3	3-4	1	2	3	2	3	0	0	0	18	-12
34	TUCKER, ELIJAH	F	6	2-4	0-0	2-2	2	1	3	2	0	2	0	0	16	-11
	TEAM						0	0	0	0	0					
TOTALS			69	21-49	7-20	20-27	11	14	25	17	10	20	1	6	200	

Shooting By Period	FG	FG%	3FG	3FG%	FT	FT%	Deadball Rebounds: 5.0
1st Half	10-26	38%	4-13	31%	4-4	100%	Biggest Run: 8-0
2nd Half	11-23	48%	3-7	43%	16-23	70%	Largest lead: By 7 at 1st-12:56
Game	21-49	42.9%	7-20	35.0%	20-27	74.1%	Technical Fouls: None.

McNeese 84

No.	Player	S	Pts	FG	3FG	FT	OR	DR	TR	PF	A	TO	Blk	Stl	Min	+/-
01	COOPER, OMAR	G	4	2-2	0-0	0-0	0	1	1	4	2	2	0	0	20	-3
05	CHARLES, JOE	F	12	5-8	2-3	0-0	3	3	6	2	1	2	0	1	29	9
06	GARCIA, JAVOHN	G	9	4-8	0-2	1-1	2	1	3	4	1	2	3	3	27	14
23	MURRAY, BRANDON	G	8	3-4	0-1	2-4	1	2	3	3	3	0	0	0	24	7
24	SHUMATE, CHRISTIAN	G	12	5-7	2-3	0-0	0	3	3	3	1	1	1	1	31	17
02	RICHARDS, DJ	G	0	0-2	0-2	0-0	0	1	1	3	1	1	0	0	18	12
09	SELEBANGUE, BRYANT	F	4	1-2	0-0	2-3	1	2	3	0	0	1	1	0	8	-4
11	COPELAND, QUADIR	G	4	2-4	0-0	0-2	0	5	5	3	2	3	0	5	16	18
14	VILLARREAL, ERIK	G	0	0-1	0-0	0-0	1	0	1	0	0	0	0	0	1	-4
21	PARKER, SINCERE	G	31	12-17	0-3	7-7	0	0	0	0	1	2	0	1	26	13
33	EVANS IV, LAMONT	G	0	0-0	0-0	0-0	0	0	0	0	0	0	0	0	1	-4
	TEAM						0	1	1	0	0					
TOTALS			84	34-55	4-14	12-17	8	19	27	23	12	14	5	13	200	

Shooting By Period	FG	FG%	3FG	3FG%	FT	FT%	Deadball Rebounds: 4.0
1st Half	16-32	50%	2-9	22%	3-5	60%	Biggest Run: 13-0
2nd Half	18-23	78%	2-5	40%	9-12	75%	Largest lead: By 20 at 2nd-00:59
Game	34-55	61.8%	4-14	28.6%	12-17	70.6%	Technical Fouls: #24 SHUMATE, C (Class A) @ 2nd-01:59.

Game Notes:
Officials: Mark Schnur, Kellen Milliner, JW Lucas
Start Time: 05:32 PM ET
End Time: 07:36 PM ET
Game Duration: 2:03
Neutral Court:
LWU led for 9:24. McNeese led for 28:30.
Game was tied for 2:06.
Technical Fouls: 3
Times led: 3
Lead Changes: 3

Score	1st	2nd	TOT	Points	LWU	MCN
LWU	28	41	69	In the Paint	26	52
MCN	37	47	84	Off Turns	15	37
				2nd Chance	14	15
				Fast Break	11	15
				Bench	26	39
				Per Poss	1.030	1.273
					31/67	40/66

Game 7: Liberty 62, McNeese 58

Official Box Score
McNeese vs Liberty
Game Totals -- Final Statistics

November 25, 2024 at Elridge Wilburn Blake Sports and Fitness Center - Charlotte Amalie West



McNeese 58

No.	Player	S	Pts	FG	3FG	FT	OR	DR	TR	PF	A	TO	Blk	Stl	Min	+/-
01	COOPER, OMAR	G	0	0-1	0-0	0-0	0	0	0	2	1	2	0	2	19	1
05	CHARLES, JOE	F	0	0-1	0-1	0-0	2	1	3	4	2	0	0	0	26	-2
06	GARCIA, JAVOHN	G	10	3-8	0-0	4-4	1	1	2	2	0	2	0	0	29	-10
23	MURRAY, BRANDON	G	10	4-6	0-0	2-3	3	1	4	3	0	5	0	1	35	0
24	SHUMATE, CHRISTIAN	G	13</													



2024-25 McNEESE COWBOYS BASKETBALL

@McNEESEMBB

Season Box Scores

Game 9: at McNeese 103, LeTourneau 69



Official Basketball Box Score - Final
LeTourneau at McNeese
12/07/24 Legacy Center, Lake Charles
2024-25 McNeese Men's Basketball

Game Time: 2:00 PM
Game Duration: 1:37
Attendance: 2,796

Officials: Damien Richard, Brent Simmons, Christopher Balaneck

LeTourneau - 69		Record: 7-2												
NO. Name	Min	FG	3P	FT	Rebounds	Fouls	TP	AS	TO	ST	Blocks	BS	BA	+/-
		M/A	M/A	M/A	OR DR TOT	PF	FD				BS	BA		
11 Caedmon Liebigood	F 26:32	5-11	1-3	3-3	0 3 3	0	2	14	1	2	1	0	2	-17
24 Walker Blaine	F 26:24	6-7	2-2	0-0	3 0 3	3	0	14	4	0	1	0	0	-16
5 Cooper Smith	G 20:58	1-3	1-3	0-0	0 0 0	1	0	3	1	0	0	0	0	-21
14 Connor Miller	G 30:36	3-6	1-3	0-0	1 2 3	0	0	7	2	2	0	0	0	-17
15 Deonte Jackson	G 35:13	9-15	3-4	0-0	2 2 3	3	4	21	5	5	7	0	1	-23
1 Teigan Edwards	29:02	3-7	1-3	1-2	0 1 1	0	1	8	1	4	2	0	0	-25
21 Logan Brinkoeter	11:53	1-2	0-0	0-0	1 0 1	3	0	2	0	0	0	0	0	-19
2 Branson Lynn	10:22	0-4	0-1	0-0	0 0 0	0	0	0	0	0	0	0	0	-19
13 Alex Bossinakis	06:17	0-1	0-1	0-0	0 0 0	1	0	0	0	1	0	0	0	-14
44 Luke Anderson	01:35	0-0	0-0	0-0	1 0 1	0	0	0	0	1	0	0	0	-1
12 Gavin Landenberger	01:08	0-0	0-0	0-0	0 0 0	0	0	0	0	0	0	0	0	-1
Totals		28-56	9-20	4-5	7 9 16	11	7	69	14	18	11	0	3	-34

Technical Fouls: NONE

McNeese - 103		Record: 5-4												
NO. Name	Min	FG	3P	FT	Rebounds	Fouls	TP	AS	TO	ST	Blocks	BS	BA	+/-
		M/A	M/A	M/A	OR DR TOT	PF	FD				BS	BA		
1 Omar Cooper	G 21:39	1-2	0-1	0-0	0 2 2	0	0	2	0	3	2	0	0	7
6 Javohn Garcia	G 28:35	4-8	1-5	1-1	0 3 3	1	2	10	2	1	4	0	0	23
11 Quadir Copeland	G 29:09	7-8	0-0	6-6	1 8 9	2	4	20	11	1	3	0	0	37
23 Brandon Murray	G 17:32	3-7	1-2	0-0	1 0 1	1	1	7	3	2	0	0	0	19
24 Christian Shumate	G 28:10	8-9	4-5	2-2	2 3 5	0	3	22	3	0	2	0	0	8
21 Sincere Parker	26:48	7-11	0-2	2-2	2 1 3	0	1	16	3	3	0	0	0	33
2 DJ Richards	22:16	4-6	4-6	0-0	1 2 3	1	0	12	1	2	0	1	0	18
9 Bryant Selebangu	22:41	7-8	0-0	2-2	4 0 4	0	0	14	0	0	1	0	0	23
14 Erik Villarreal	01:35	0-0	0-0	0-0	0 0 0	1	0	0	0	0	0	0	0	1
33 Lamont Evans IV	01:35	0-0	0-0	0-0	0 0 0	0	0	0	0	0	0	0	0	1
Totals		41-59	10-21	11-11	9 21 30	7	11	103	23	14	10	3	0	34

Technical Fouls: NONE

Biggest lead	LTN		Points from Turnovers	MCN		Period by Period Scoring		
	1st	2nd		1st	2nd	TOT		
9 (1 st 12:46)	34	(2 nd 0:26)	24	28	38	31	69	
Best Scoring Run	8 (1 st 12:46)		12 (2 nd 10:13)		Paint	30 60		
Lead Changes	4		7		Second Chance	7 11		
Times Tied	2		11		Fast Breaks	11 17		
Time with Lead	10:31	28:43	Bench	10 42		MCN 43 60 103		

Game 10: #25 Mississippi State 66, McNeese 63



Official Basketball Box Score - Final
McNeese at Mississippi St.
12/14/24 Gateway Bank Arena, Tupelo
2024-25 Men's Basketball

Game Time: 5:05 PM
Game Duration: 2:05
Attendance: 3,846

Officials: Mike Nance, Jason Baker, Lucas Santos

McNeese - 63		Record: 5-5												
NO. Name	Min	FG	3P	FT	Rebounds	Fouls	TP	AS	TO	ST	Blocks	BS	BA	+/-
		M/A	M/A	M/A	OR DR TOT	PF	FD				BS	BA		
5 Joe Charles	F 35:25	6-11	3-7	4-5	2 4 6	3	3	19	1	1	1	2	0	-2
1 Omar Cooper	G 20:46	1-3	0-0	0-0	1 3 4	0	0	2	4	3	0	0	0	-4
6 Javohn Garcia	G 30:16	3-8	2-3	2-4	0 5 5	2	2	10	4	1	0	0	0	9
23 Brandon Murray	G 34:10	4-8	1-3	1-2	3 6 9	2	1	10	4	1	1	1	0	-2
24 Christian Shumate	G 19:51	2-5	1-2	0-2	4 3 7	3	1	5	0	3	0	2	0	-10
9 Bryant Selebangu	15:40	0-1	0-0	1-2	0 2 2	3	1	1	0	1	0	1	0	-7
11 Quadir Copeland	12:56	0-3	0-0	0-0	1 3 4	3	2	0	0	1	0	0	0	-1
21 Sincere Parker	21:23	6-11	2-5	2-2	0 1 1	3	3	16	0	0	2	0	0	-6
2 DJ Richards	09:32	0-3	0-2	0-0	0 0 0	2	0	0	1	0	0	0	0	-6
Totals		22-53	9-22	10-17	11 28 39	25	13	63	12	15	5	5	1	-3

Technical Fouls: NONE

Mississippi St. - 66		Record: 9-1												
NO. Name	Min	FG	3P	FT	Rebounds	Fouls	TP	AS	TO	ST	Blocks	BS	BA	+/-
		M/A	M/A	M/A	OR DR TOT	PF	FD				BS	BA		
4 Cameron Matthews	F 23:01	2-2	0-0	5-6	1 6 7	3	4	9	1	3	2	0	0	12
22 RJ Melendez	F 22:59	6-12	1-3	5-7	2 1 3	3	4	18	0	0	2	0	1	8
23 Michael Nwoko	C 13:39	1-4	0-0	2-5	1 1 2	0	5	4	0	1	2	0	1	9
2 Riley Kugel	G 22:32	2-7	0-1	0-0	0 2 2	0	0	4	1	2	1	0	1	-5
12 Josh Hubbard	G 32:21	3-9	2-5	8-9	0 1 1	3	5	16	5	0	2	0	1	14
3 KeShawn Murphy	17:12	1-5	0-0	2-5	2 4 6	0	4	4	1	1	1	1	0	-18
0 Claudell Harris Jr.	32:36	3-9	2-8	1-1	0 6 6	1	1	9	3	0	1	0	0	3
5 Shawn Jones Jr.	30:01	1-4	0-1	0-0	3 3 6	3	1	2	0	0	0	0	0	-1
6 Dellquan Warren	05:39	0-0	0-0	0-0	0 0 0	0	0	0	0	0	0	0	0	-9
Totals		19-52	5-18	23-33	11 24 35	13	25	66	11	8	11	1	5	3

Technical Fouls: NONE

Biggest lead	MCN		Points from Turnovers	State		Period by Period Scoring		
	1st	2nd		1st	2nd	TOT		
8 (1 st 3:42)	6	(2 nd 2:13)	20	28	MCN	29 34 63		
Best Scoring Run	7 (2 nd 11:46)		9 (2 nd 2:13)		Paint	24 28		
Lead Changes	7		6		Second Chance	6 7		
Times Tied	7		5		Fast Breaks	5 9		
Time with Lead	23:36	10:24	Bench	17 15		State 29 37 66		

Game 11: McNeese 64, at Louisiana-Lafayette 56



Official Basketball Box Score - Final
McNeese at Louisiana
12/20/24 Cajundome, Lafayette
2024-25 Men's Basketball

Game Time: 2:00 PM
Game Duration: 1:40
Attendance: 2,407

Officials: Joe Lindsay, Vladimir Voyard-Tadai, Landon Brandy

McNeese - 64		Record: 6-5												
NO. Name	Min	FG	3P	FT	Rebounds	Fouls	TP	AS	TO	ST	Blocks	BS	BA	+/-
		M/A	M/A	M/A	OR DR TOT	PF	FD				BS	BA		
5 Joe Charles	F 30:39	2-6	0-3	2-2	4 5 9	0	2	6	0	1	2	0	0	13
1 Omar Cooper	G 09:31	1-2	0-0	0-0	2 2 2	0	0	2	0	0	0	0	1	1
6 Javohn Garcia	G 29:57	2-8	0-3	3-4	0 1 1	2	2	7	1	0	4	0	1	20
23 Brandon Murray	G 20:49	1-3	0-0	0-1	1 3 4	0	1	2	2	1	0	0	1	16
24 Christian Shumate	G 33:57	4-8	0-2	3-3	2 4 6	4	0	11	0	4	0	2	1	11
9 Bryant Selebangu	15:24	0-1	0-0	2-4	0 0 0	0	2	0	0	0	1	0	0	-8
21 Sincere Parker	25:25	9-16	1-4	3-3	2 3 5	1	4	22	0	0	0	0	1	-2
2 DJ Richards	16:25	0-4	0-3	0-0	0 4 4	0	0	0	0	0	0	0	0	-6
11 Quadir Copeland	17:53	6-12	0-1	0-0	1 3 4	1	0	12	1	2	0	0	0	-5
Totals		25-60	1-16	13-17	13 26 39	8	13	64	4	8	6	4	5	8

Technical Fouls: NONE

Louisiana - 56		Record: 3-10												
NO. Name	Min	FG	3P	FT	Rebounds	Fouls	TP	AS	TO	ST	Blocks	BS	BA	+/-
		M/A	M/A	M/A	OR DR TOT	PF	FD				BS	BA		
23 Kyran Ratliff	F 28:18	3-7	1-1	0-0	1 5 6	3	2	7	1	2	1	2	1	-6
2 Kentrell Garnett	G 37:52	4-9	3-6	2-2	0 4 4	1	2	13	1	0	1	1	0	-6
4 Kyndall Davis	G 29:45	2-6	1-5	0-0	0 2 2	3	1	5	1	1	2	0	0	-1
8 Mostapha El Moutaouakil	G 30:27	6-13	0-0	2-4	1 7 8	2	2	14	2	1	2	3	-15	
13 Christian Wright	G 16:05	0-3	0-3	0-0	2 1 3	0	1	0	2	1	0	0	0	-6
1 Brandon Hardy	19:25	4-9	2-6	0-0	0 2 2	1	0	10	1	1	0	0	0	-1
52 Michael Thomas	23:55	3-6	1-3	0-0	0 1 1	2	0	7	3	1	0	0	0	-2
10 Zeke Cook	03:41	0-0	0-0	0-0	0 0 0	0	0	0	0	0	0	0	0	1
5 London Fields	05:49	0-1	0-0	0-0	0 0 0	0	0	1	1	0	0	0	0	-8
0 Jeremiah Evans	04:43	0-0	0-0	0-0	0 0 0	1	0							



Season Box Scores

Game 13: at McNeese 79, Southeastern 51



Official Basketball Box Score - Final
Southeastern La. at McNeese
123024 Legacy Center, Lake Charles
2024-25 Men's Basketball

Game Time: 6:00 PM
Game Duration: 1:45
Attendance: 3,106

Officials: Steven Anderson, Damien Richard, Andre Crawford

Southeastern La. - 51		Record: 6-7 (0-2)												
NO.	Name	Min	FG	3P	FT	Rebounds	Fouls	TP	AS	TO	ST	Blocks	+-	
			M-A	M-A	M-A	OR DR TOT	PF					BS BA		
1	Jeremy Elyzee	16:57	1-5	0-3	4-6	0 3 3	0 3	6	0	2	1	0	-30	
15	Brody Rowbury	F 15:14	1-3	0-0	1-2	0 2 2	1 2	3	0	0	0	0	-28	
0	Kam Burton	G 27:40	4-10	2-8	1-2	0 3 3	0 2	11	1	0	3	0	-19	
5	Jakevion Buckley	G 32:08	2-7	1-3	1-2	1 4 5	1 2	6	3	8	2	0	-30	
20	Sam Hines, Jr.	G 34:43	5-9	0-2	1-3	3 3 6	2 4	11	0	3	0	0	-23	
8	Carlos Paez	15:21	1-1	0-1	0-1	1 1 1	1 1	3	1	2	0	0	-4	
10	Jaiden Lawrence	19:34	4-8	1-3	0-0	1 1 2	2 1	9	0	3	0	1	2	
42	Thomas Tut	09:16	0-0	0-0	0-0	1 1 1	0 0	3	1	2	0	0	0	
12	Ahmed Essahay	07:05	0-2	0-0	0-0	1 1 2	0 0	0	0	2	0	1	-8	
3	Kyle Edison	13:50	1-3	0-2	0-0	1 1 2	4 0	2	1	1	0	0	0	
22	Asher Boney	06:00	0-0	0-0	0-0	0 0 0	0 0	0	0	0	0	0	-3	
21	Ryan Elzy	01:06	0-0	0-0	0-0	0 0 0	0 0	0	0	0	0	0	0	
33	Max Brackmann	01:06	0-0	0-0	0-0	0 0 0	0 0	0	0	0	0	0	-1	
Team						0 2 2								
Totals		19:48	5-22	8-16	9	20 29	12 15	51	9	22	7	3	1	-28

Shooting By Period	
1 st FG%	8:23 34.8%
3PT%	9:11 27.3%
FT%	1:2 50%
2 nd FG%	11:25 44.0%
3PT%	2:11 18.2%
FT%	7:14 50%
GM FG%	19:48 39.6%
3PT%	5:22 22.7%
FT%	8:16 50.0%

Dead Ball Rebounds: 2, 0

Technical Fouls: NONE

McNeese - 79		Record: 8-5 (2-0)												
NO.	Name	Min	FG	3P	FT	Rebounds	Fouls	TP	AS	TO	ST	Blocks	+-	
			M-A	M-A	M-A	OR DR TOT	PF					BS BA		
5	Joe Charles	F 27:53	3-8	2-4	0-0	2 4 6	3 0	8	1	1	5	0	26	
24	DJ Richards	G 29:28	3-7	2-6	1-1	0 1 1	1 1	9	1	0	0	0	17	
6	Javohn Garcia	G 33:49	7-15	2-5	10-12	1 2 3	1 6	26	2	1	2	0	22	
11	Quadir Copeland	G 31:54	5-9	0-1	1-2	0 3 3	3 1	11	8	6	1	0	35	
24	Christian Shumate	G 27:24	4-6	0-1	4-5	3 7 10	3 3	12	1	1	1	1	24	
0	T'Johnn Brown	23:24	2-6	0-0	2-2	0 0 0	1 1	6	1	2	2	0	11	
9	Bryant Selebangue	23:18	2-3	0-0	0-0	4 8 12	3 0	4	1	1	1	0	5	
14	Erik Villarreal	01:25	0-0	0-0	0-0	0 0 0	0 0	0	0	0	0	0	1	
33	Lamont Evans IV	01:25	1-1	1-1	0-0	0 0 0	0 0	3	0	0	0	0	-1	
Team						1 1 2								
Totals		27:55	7-18	18-22	11	26 37	15 12	79	15	12	12	1	3	-28

Shooting By Period	
1 st FG%	13:30 43.3%
3PT%	4:12 33.3%
FT%	4:5 80%
2 nd FG%	14:25 56.0%
3PT%	3:6 50.0%
FT%	14:17 82.4%
GM FG%	27:55 49.1%
3PT%	7:18 38.9%
FT%	18:22 81.8%

Dead Ball Rebounds: 1, 0

Technical Fouls: NONE

SLU		MCN		Points from		SLU		MCN		Period by Period Scoring		
Biggest lead	0 (1 st 20:00)	29 (2 nd 1:25)	Turnovers	12	32	1st	2nd	TOT	1st	2nd	TOT	
Best Scoring Run	8 (1 st 0:07)	12 (1 st 16:47)	Paint	24	38	SLU	20	31	51			
Lead Changes	0		Second Chance	10	11	Fast Breaks	6	9				
Times Tied	0		Bench	14	13	MCN	34	45	79			
Time with Lead	00:00	38:50										

Game 14: McNeese 75, at East Texas A&M 56



Official Basketball Box Score - Final
McNeese at East Texas A&M
01/04/25 Hunt Regional Healthcare Court at Field House, Commerce, TX
2024-25 Southland Conference Men's Basketball

Game Time: 2:15 PM
Game Duration: 1:40
Attendance: 812

Officials: Eric Kronebusch, Jarrett Howell, Doug George

McNeese - 75		Record: 9-5 (3-0)												
NO.	Name	Min	FG	3P	FT	Rebounds	Fouls	TP	AS	TO	ST	Blocks	+-	
			M-A	M-A	M-A	OR DR TOT	PF					BS BA		
5	Joe Charles	F 32:46	4-8	1-4	1-1	3 7 10	1 1	10	0	2	0	2	0	9
24	DJ Richards	G 27:58	2-5	1-3	2-3	0 1 1	2 2	7	4	1	4	0	0	9
6	Javohn Garcia	G 29:56	9-12	2-4	4-4	0 4 4	1 3	24	4	0	2	1	0	27
11	Quadir Copeland	G 24:57	5-8	0-0	3-5	0 2 2	2 3	13	6	5	0	0	21	
14	Christian Shumate	G 29:37	2-5	0-0	1-4	2 4 6	1 4	5	3	1	0	2	0	17
9	Bryant Selebangue	17:31	0-1	0-0	0-0	4 6 10	2 0	0	0	0	0	0	0	
0	T'Johnn Brown	13:11	1-3	0-1	0-0	0 1 1	3 1	2	2	2	0	1	-6	
21	Sincere Parker	24:05	5-13	2-6	2-3	0 4 4	1 2	14	0	2	1	0	0	6
Team						2 2 4								
Totals		28:55	6-18	13-20	11	31 42	14 16	75	19	15	14	5	2	19

Shooting By Period	
1 st FG%	17:34 50.0%
3PT%	5:15 33.3%
FT%	2:5 40%
2 nd FG%	11:21 52.4%
3PT%	1:13 33.3%
FT%	11:15 73.3%
GM FG%	28:55 50.9%
3PT%	6:18 33.3%
FT%	13:20 65.0%

Dead Ball Rebounds: 3, 0

Technical Fouls: Coach 2nd 2:22

East Texas A&M - 56		Record: 2-12 (0-3)												
NO.	Name	Min	FG	3P	FT	Rebounds	Fouls	TP	AS	TO	ST	Blocks	+-	
			M-A	M-A	M-A	OR DR TOT	PF					BS BA		
10	Cameron James	F 25:04	1-3	0-0	0-0	2 3 5	4 2	2	2	1	0	0	-13	
24	Josh Taylor	F 28:27	2-7	0-1	3-4	2 3 5	1 2	7	2	1	0	2	0	-23
2	Evan Phelps	G 27:36	3-6	2-5	0-0	1 1 1	3 0	8	3	4	3	0	-14	
3	Mykol Sanchez-Vega	G 23:20	3-10	3-8	0-0	2 1 3	1 0	9	0	4	3	0	0	-11
1	Scooter Williams Jr.	G 19:10	0-4	0-0	0-0	0 2 2	1 3	0	4	3	2	0	0	-12
1	Scooter Williams Jr.	15:56	2-10	0-5	1-1	1 0 1	2 1	5	0	2	2	0	0	-10
8	Yusef Sath	21:35	6-12	4-8	2-2	1 3 4	0 2	18	0	1	1	0	-5	
0	TJ Thomas	12:24	0-1	0-1	0-0	1 1 2	0 1	0	2	1	0	0	-5	
5	Tay Mosher	11:58	2-5	1-4	0-0	1 2 3	1 1	5	0	2	0	0	0	2
23	Demarco Bethea	14:31	1-6	0-0	0-1	2 3 5	3 1	2	0	0	0	0	-4	
Team						3 1 4								
Totals		20:64	10-36	6-8	15	20 35	16 13	56	13	16	10	2	5	-19

Technical Fouls: NONE

McN		ET		Points from		Turnovers		Period by Period Scoring	
Biggest lead	25 (2 nd 15:51)	0 (1 st 20:00)	Turnovers	25	21	1st	2nd	TOT	
Best Scoring Run	10 (1 st 12:50)	8 (2 nd 13:02)	Paint	40	14	McN	41	34	75
Lead Changes	0		Second Chance	9	12	ET	23	33	56
Times Tied	1		Fast Breaks	17	15				
Time with Lead	39:03	00:00	Bench	16	30				

Game Notes: 2nd 2:22 - Head Coach (Class A) *

Game 15: McNeese 92, at Northwestern State 69



Official Basketball Box Score - Final
McNeese at Northwestern St.
01/06/25 Prather Coliseum, Natchitoches
2024-25 Men's Basketball

Game Time: 6:30 PM
Game Duration: 1:47
Attendance: 387

Officials: KB Burdet Jr, Rodrick Dixon, Joe Wilbert III

McNeese - 92		Record: 10-5 (4-0)											
NO.	Name	Min	FG	3P	FT	Rebounds	Fouls	TP	AS	TO	ST	Blocks	+-
			M-A	M-A	M-A	OR DR TOT	PF					BS BA	
5	Joe Charles	F 28:35	4-7	2-4	2-2	1 3 4	1 1	12	0	0	1	0	19
2	DJ Richards	G 26:23	6-9	6-7	2-3	0 1 1	2 2	20	0	2	0	1	13
6	Javohn Garcia	G 29:04	4-8	1-4	3-4	2 3 5	4 2	12	4	1	0	0	17
11	Quadir Copeland	G 31:02	4-10	0-1	5-6	1 4 5	2 5	13	11	4	1	0	36
24	Christian Shumate	G 30:35	6-7	1-2	2-3	3 3 6	1 3	15	1	0	0	2	22
9	Bryant Selebangue	19:26	1-1	0-0	0-0	1 3 4	2 0	2	1	0	0	0	6
21	Sincere Parker	20:38	6-12	6-8	0-0	2 2 2	2 0	18	0	3	1	3	4
0	T'Johnn Brown	11:29	0-1	0-0	0-0	0 0 0	0 1	0	2	2	1	0	0
14	Erik Villarreal	01:24	0-0	0-0	0-0	0 0 0	0 0	0	0	0	0	0	-1
33	Lamont Evans IV	01:24	0-2	0-2	0-0	0 0 0	0 0	0	0	0	0	0	-



2024-25 McNEESE COWBOYS BASKETBALL

@McNEESEMBB

Season Box Scores

Game 17: McNeese 75, at HCU 59



Official Basketball Box Score - Final
McNeese at Houston Christian
01/13/25 Sharp Gymnasium, Houston
2024-25 McNeese Men's Basketball

Game Time: 7:00 PM
Game Duration: 1:48
Attendance: 857

Officials: Anthony Jordan, Kevin Montz, Thomas Northcutt

NO. Name	Min	FG		3P		FT		Rebounds		Fouls		TP	AS	TO	ST	Blocks			+/-
		M/A	M/A	M/A	M/A	OR	DR	PF	FD	BS	BA					BA			
5 Joe Charles	26:39	4-6	3-5	0-0	2-5	7-11	0-0	3-0	0-0	21	0	0	3	0	0	0	0	0	21
2 DJ Richards	31:35	5-10	3-8	3-3	0-1	1-3	3-2	16-22	1-4	0	0	16	1	4	0	0	0	16	
6 Javohn Garcia	30:26	5-12	1-4	5-7	2-5	7-7	1-5	16-20	2-4	0	1	13	1	4	0	1	0	13	
11 Quadir Copeland	G 22:32	5-8	0-0	0-2	1-3	4-4	2-10	17-33	3-1	0	0	29	1	0	0	0	0	29	
24 Christian Shumate	G 21:50	5-9	0-1	1-4	0-2	2-2	1-2	11-10	0-0	0	0	21	1	0	0	0	0	21	
9 Bryant Selebangue	21:31	4-4	0-0	0-0	3-6	9-9	1-1	8-11	0-0	0	0	10	1	0	0	0	0	10	
21 Sincere Parker	20:53	1-8	0-2	1-3	1-4	5-4	2-3	1-2	1-1	0	0	-9	1	2	1	0	0	-9	
0 T'Johnn Brown	14:34	0-3	0-1	0-0	0-0	0-0	1-0	2-3	1-1	0	-1	1	1	0	0	0	0	-1	
Team								2-3	5-0										
Totals	29:60	7-21	10-19	11-29	4-0	15-14	7-5	15-10	14-0	3-16									

Technical Fouls: NONE

Shooting By Period	
1 st FG%	17.32 53.1%
2 nd FG%	3-10 30.0%
3 rd FG%	12.28 42.9%
4 th FG%	4-11 36.4%
5 th FG%	8-17 47.1%
GM FG%	29-60 48.3%
3PT%	7-21 33.3%
FT%	10-19 52.6%

Dead Ball Rebounds: 4, 0

NO. Name	Min	FG		3P		FT		Rebounds		Fouls		TP	AS	TO	ST	Blocks			+/-
		M/A	M/A	M/A	M/A	OR	DR	PF	FD	BS	BA					BA			
8 Trent Johnson	F 20:39	1-3	0-1	2-2	0-3	3-2	1-4	0-3	0-0	0-0	-7	0	0	0	0	0	0	0	
9 Bryson Dawkins	F 27:43	3-11	0-7	1-5	1-6	7-7	1-5	7-11	2-1	0	-18	1	2	1	0	0	0	-18	
15 Peyton Rogers	F 31:40	1-3	0-0	0-3	0-3	1-0	3-1	0-0	2-0	0	-14	1	0	0	0	0	0	-14	
3 Julian Mackey	G 21:56	2-8	2-6	3-4	0-4	4-0	3-9	1-1	3-1	0	-10	1	0	0	0	0	0	-10	
4 Elijah Brooks	G 27:15	2-3	0-1	1-2	0-2	2-3	2-5	2-3	1-0	0	-10	1	0	0	0	0	0	-10	
0 Demari Williams	20:13	1-5	0-1	2-2	3-1	4-2	1-4	0-1	1-0	0	-14	0	0	0	0	0	0	-14	
7 Porter Bazil	11:47	1-2	0-1	0-0	1-1	0-0	2-0	0-1	1-0	0	0	1	1	0	0	0	0	1	
5 D'Aundre Samuels	20:23	5-9	3-6	2-3	2-3	5-3	2-15	3-3	3-0	0	-2	1	0	0	0	0	0	-2	
23 Pierce Bazil	15:35	3-4	0-0	1-2	0-1	1-1	2-7	0-1	1-0	0	-5	1	0	0	0	0	0	-5	
11 Mason McBride	02:09	1-2	1-1	0-0	0-0	0-0	3-0	0-0	0-0	0	1	0	0	0	0	0	0	1	
22 Marques Gates	01:08	0-0	0-0	0-0	0-0	0-0	0-0	0-0	0-0	0	0	0	0	0	0	0	0	0	
14 Nathan Self	00:22	0-0	0-0	0-0	0-0	0-0	0-0	0-0	0-0	0	0	0	0	0	0	0	0	0	
Team								0-1	1-0										
Totals	20:50	7-27	12-20	6-25	3-11	14-15	59-10	17-7	3-0	-18									

Technical Fouls: NONE

Shooting By Period	
1 st FG%	7-25 28.0%
2 nd FG%	3-14 21.4%
3 rd FG%	9-6 50%
4 th FG%	13-25 52.0%
5 th FG%	4-13 30.8%
GM FG%	20-50 40.0%
3PT%	7-27 25.9%
FT%	12-20 60.0%

Dead Ball Rebounds: 3, 0

	McN		HCU		Points from Turnovers	McN	HCU	Period by Period Scoring		
	1 st	2 nd	1 st	2 nd				TOT		
Biggest lead	25 (1 st 3:25)	0 (1 st 20:00)	18	9	39	36	75			
Best Scoring Run	16 (1 st 3:25)	10 (2 nd 12:44)	40	24	20	39	59			
Lead Changes	0	0	3	7	3	7				
Times Tied	0	0	1	1	20	39	59			
Time with Lead	37:59	00:00	11	31						

Game 18: at McNeese 75, Lamar 64



Official Basketball Box Score - Final
Lamar University at McNeese
01/19/25 Legacy Center, Lake Charles
2024-25 McNeese Men's Basketball

Game Time: 4:00 PM
Game Duration: 2:34
Attendance: 4,031

Officials: Garrett Theriot, Christopher Balunek, Steven Chira

NO. Name	Min	FG		3P		FT		Rebounds		Fouls		TP	AS	TO	ST	Blocks			+/-
		M/A	M/A	M/A	M/A	OR	DR	PF	FD	BS	BA					BA			
22 Andrew Holifield	F 31:14	4-6	1-3	2-3	2-4	6-5	2-11	3-1	0-3	0-2	2	1	0	3	0	0	0	2	
20 Adam Hamilton	C 26:37	3-5	0-0	0-1	4-4	8-4	4-6	1-1	2-0	0-7	1	2	0	0	0	0	0	7	
0 Cody Pennebaker	G 26:18	5-10	0-2	0-0	0-4	4-1	2-10	2-2	2-1	1-2	13	1	2	0	0	0	0	13	
1 Alexis Marmolejos	G 31:09	5-9	4-7	6-8	1-4	5-2	20-33	1-0	0-0	-3	1	0	0	0	0	0	0	-3	
11 Ja'Sean Jackson	G 26:47	2-8	1-4	2-3	1-1	2-3	2-7	5-3	0-0	0-15	1	0	0	0	0	0	0	-15	
3 Danquez Dawsey	13:41	1-3	1-2	0-0	1-1	1-1	2-3	0-0	4-0	0-2	1	0	0	0	0	0	0	2	
10 Errol White	22:28	1-2	0-0	0-1	0-2	3-3	1-2	0-0	1-0	0-0	-7	1	0	0	0	0	0	-7	
32 Janko Bulajic	08:50	0-0	0-0	1-2	0-1	1-1	1-1	1-0	1-0	0-0	-1	0	0	0	0	0	0	-1	
2 Jayden Barrs	08:23	1-2	0-1	0-0	0-2	1-0	2-0	0-0	1-0	0-0	-6	0	0	0	0	0	0	-6	
13 Terrance Dixon Jr.	04:32	0-1	0-0	0-2	0-1	1-1	4-0	0-0	1-2	0-0	-3	0	0	0	0	0	0	-3	
Team								2-0	2-0										
Totals	22:46	7-19	13-20	10-24	3-4	22-19	64-14	16-3	4-2	-11									

Technical Fouls: White 2nd 3, 4, 4

Shooting By Period	
1 st FG%	8-19 42.1%
2 nd FG%	5-11 45.5%
3 rd FG%	3-7 42.9%
4 th FG%	14-27 51.9%
5 th FG%	2-8 25.0%
GM FG%	22-46 47.8%
3PT%	7-19 36.8%
FT%	13-20 65.0%

Dead Ball Rebounds: 1, 0

NO. Name	Min	FG		3P		FT		Rebounds		Fouls		TP	AS	TO	ST	Blocks			+/-
		M/A	M/A	M/A	M/A	OR	DR	PF	FD	BS	BA					BA			
5 Joe Charles	F 18:11	2-7	0-3	0-0	3-1	4-1	0-4	2-0	1-1	1-6	1	0	1	1	1	0	0	6	
2 DJ Richards	G 26:56	5-10	5-9	4-5	1-1	2-3	3-1	19-3	1-1	0-0	7	1	0	0	0	0	0	7	
6 Javohn Garcia	G 33:17	3-11	2-5	1-3	1-3	4-2	6-9	10-2	0-2	0-2-19	2	0	2	0	0	0	0	19	
11 Quadir Copeland	G 25:40	4-7	1-2	1-4	2-4	6-2	3-3	10-1	0-1	0-0	7	1	0	1	0	0	0	7	
24 Christian Shumate	G 25:04	3-5	0-2	4-7	2-3	5-2	3-10	1-0	1-0	0-0	5	1	0	0	0	0	0	5	
9 Bryant Selebangue	21:16	1-2	0-0	0-0	1-5	6-1	3-4	1-0	1-0	0-0	-2	0	0	0	0	0	0	-2	
21 Sincere Parker	14:29	2-7	0-3	1-2	0-1	1-1	0-5	0-0	0-0	0-5	1	0	0	0	0	0	0	5	
23 Brandon Murray	29:05	5-8	1-2	3-4	2-0	2-4	14-22	1-1	1-0	1-9	1	0	0	0	0	0	0	9	
0 T'Johnn Brown	06:02	0-1	0-1	0-0	0-1	1-4	0-0	1-2	0-0	0-3	1	0	0	0	0	0	0	3	
Team								1-0	1-0										
Totals	25:58	9-27	16-28	13-19	3-2	19-21	75-13	7-10	2-4	-11									

Technical Fouls: NONE

Shooting By Period	
1 st FG%	7-25 28.0%
2 nd FG%	3-14 21.4%
3 rd FG%	9-6 50%
4 th FG%	13-25 52.0%
5 th FG%	4-13 30.8%
GM FG%	20-50 40.0%
3PT%	7-27 25.9%
FT%	12-20 60.0%

Dead Ball Rebounds: 3, 0

	LAM		MCN		Points from Turnovers	LAM	MCN	Period by Period Scoring		
	1 st	2 nd	1 st	2 nd				TOT		
Biggest lead	3 (1 st 19:01)	14 (2 nd 16:49)	26	23	26	26	64			
Best Scoring Run	6 (2 nd 18:18)	9 (1 st 15:58)	26	26	26	26	64			
Lead Changes	1	1	12	17	3	7				
Times Tied										



Season Box Scores

Game 21: McNeese 74, at A&M-Corpus Christi 73



Official Basketball Box Score - Final
McNeese at A&M-Corpus Christi
01/27/25 American Bank Center, Corpus Christi
2024-25 Men's Basketball

Game Time: 7:00 PM
Game Duration: 1:54
Attendance: 2,032

Officials: Rodrick Dixon, Bobby Bissant II, Christopher Balunok

NO.	Name	Min	FG			FT			Rebounds		Fouls		TP	AS	TO	ST	Blocks			+/-
			M-A	M-A	M-A	OR	DR	TOT	PF	FD	BS	BA					BL			
5	Joe Charles	F 28:53	3-8	3-7	0-0	0	2	2	1	0	9	1	3	1	2	0	0	0	0	-9
2	DJ Richards	G 26:11	4-7	3-6	0-0	0	4	2	2	1	11	0	0	2	0	0	0	0	-9	
6	Javohn Garcia	G 31:20	4-7	1-2	5-6	0	4	4	2	4	14	3	3	1	2	1	8	8	-7	
11	Quadir Copeland	G 25:16	2-7	0-0	2-2	1	2	3	4	4	6	4	1	0	0	0	0	-15		
24	Christian Shumate	G 26:25	2-4	0-0	1-4	2	3	5	2	3	5	1	1	0	0	0	0	-10		
0	T'Johnn Brown	07:00	2-3	2-2	0-0	0	0	0	0	2	0	6	2	0	1	0	0	10		
9	Bryant Selebanque	15:02	1-3	0-0	0-0	1	4	5	2	0	2	0	0	0	0	0	0	8		
21	Sincere Parker	13:17	4-7	2-4	0-0	0	2	2	3	1	10	1	1	1	0	0	0	6		
23	Brandon Murray	26:36	5-10	1-2	0-2	1	3	4	1	3	11	2	0	0	0	2	2	0		
Team						2	4	6	0	0	0	0	0	0	0	0	0	0		
Totals			27-56	12-23	8-14	7	26	33	19	16	74	14	12	7	4	3	1	0		

Technical Fouls: NONE

NO.	Name	Min	FG			FT			Rebounds		Fouls		TP	AS	TO	ST	Blocks			+/-
			M-A	M-A	M-A	OR	DR	TOT	PF	FD	BS	BA					BL			
12	Owen Dease	F 29:18	5-12	1-4	3-3	3	7	10	1	3	14	2	4	0	0	1	0	0	-4	
33	Garry Clark	F 36:59	9-16	0-2	4-5	6	8	14	1	4	22	0	2	0	2	1	0	5		
32	Stephen Giwa	C 24:04	0-1	0-0	0-1	2	1	3	4	1	0	2	0	0	1	0	0	-3		
4	Kam Parker	G 11:39	0-2	0-1	0-0	0	0	0	0	0	0	0	0	1	0	0	0	0		
10	Isaac Williams	G 35:47	1-8	0-3	2-5	0	1	1	4	5	4	4	3	1	0	0	0	11		
13	Shilo Jackson	03:52	0-0	0-0	0-0	0	0	0	0	0	0	0	0	0	0	0	0	1		
1	Dian Wright-Forde	22:08	2-9	1-1	1-2	1	3	4	3	1	6	3	1	0	0	0	0	-4		
2	Jordan Roberts	25:40	7-11	5-7	3-5	1	2	4	2	2	2	0	1	0	0	0	-3			
5	Damarion Dennis	10:33	1-1	1-1	2-2	0	3	3	2	1	5	1	0	0	0	0	0			
Team						0	1	1	0	0	0	0	0	0	0	0	0	0		
Totals			25-60	8-19	15-23	13	25	38	16	19	73	14	10	7	3	4	-1			

Technical Fouls: NONE

Biggest lead	MCN		AMCC		Points from Turnovers	MCN	AMCC	Period by Period Scoring			
	7 (2 nd 16:13)	5 (1 st 17:31)	9 (2 nd 8:52)	15				13	1st	2nd	TOT
Best Scoring Run	7 (2 nd 16:13)		5 (1 st 17:31)		Paint	26	32	MCN	35	39	74
Lead Changes	15		9		Second Chance	6	13	AMCC	37	36	73
Times Tied	9		9		Fast Breaks	18	11				
Time with Lead	18:33		18:15		Bench	29	33				

Game 22: at Nicholls 71, McNeese 63



Official Basketball Box Score - Final
McNeese at Nicholls
02/01/25 David R. Soper Gymnasium, Thibodaux
2024-25 Men's Basketball

Game Time: 3:00 PM
Game Duration: 1:58
Attendance: 877

Officials: Garrett Theriot, Kael Saylor, Joseph Guyton

NO.	Name	Min	FG			FT			Rebounds		Fouls		TP	AS	TO	ST	Blocks			+/-
			M-A	M-A	M-A	OR	DR	TOT	PF	FD	BS	BA					BL			
5	Joe Charles	F 34:34	0-4	0-3	0-0	2	7	9	3	1	0	0	0	0	1	0	0	0	-6	
2	DJ Richards	G 16:07	1-2	0-1	0-0	0	1	1	0	2	1	0	0	0	0	0	0	-7		
6	Javohn Garcia	G 32:08	3-6	0-0	6-8	2	1	3	3	6	12	0	2	2	0	0	0	-7		
11	Quadir Copeland	G 24:45	6-12	0-2	2-3	1	2	3	2	4	14	3	6	2	0	0	0	2		
24	Christian Shumate	G 21:44	2-6	0-2	0-0	1	5	6	3	1	4	0	1	2	0	0	0	-7		
9	Bryant Selebanque	12:48	2-3	0-0	0-0	0	3	3	0	0	4	0	0	0	0	0	0	-1		
21	Sincere Parker	19:14	4-7	0-2	1-2	0	2	2	1	2	9	0	0	0	0	0	0	-2		
0	T'Johnn Brown	13:07	0-1	0-0	2-3	0	1	1	3	3	2	1	1	2	0	0	0	-6		
23	Brandon Murray	25:33	6-9	0-2	4-4	1	1	2	0	3	16	2	3	2	0	0	0	-6		
Team						1	1	2	0	0	0	0	0	0	0	0	0	0		
Totals			24-50	0-12	15-20	8	24	32	16	20	63	7	15	12	0	1	-8			

Technical Fouls: NONE

NO.	Name	Min	FG			FT			Rebounds		Fouls		TP	AS	TO	ST	Blocks			+/-
			M-A	M-A	M-A	OR	DR	TOT	PF	FD	BS	BA					BL			
3	Jaylen Searies	F 33:55	4-13	2-5	2-4	1	9	10	1	3	12	3	1	2	0	0	0	1		
5	Sincere Malone	F 31:59	3-5	2-3	2-2	1	2	3	4	2	10	0	2	0	0	0	0	8		
15	Jamal West Jr.	F 30:56	5-6	0-0	2-2	0	4	4	3	3	12	2	3	3	0	0	0	3		
2	Rob Brown III	G 32:12	2-5	1-3	2-2	0	0	0	2	2	7	2	3	3	0	0	0	9		
13	Byron Ireland	G 26:16	2-8	1-3	0-0	0	1	1	5	2	5	1	2	1	0	0	0	-1		
7	Love Betts	G 20:05	1-2	1-2	2-2	0	0	0	4	2	5	0	0	0	0	0	0	3		
0	Mekhi Collins	09:04	0-0	0-0	0-0	0	3	4	0	0	0	0	0	0	0	0	0	5		
9	Michael Gray Jr.	23:47	7-10	4-6	2-2	1	1	2	1	1	20	0	2	1	0	0	0	5		
1	Trae English	06:05	0-1	0-0	0-0	0	0	0	0	1	0	1	0	0	0	0	0	7		
Team						0	2	2	0	0	0	0	0	0	0	0	0	0		
Totals			24-50	11-22	12-14	4	22	26	20	16	71	9	13	10	1	0	8			

Technical Fouls: NONE

Biggest lead	MCN		NICH		Points from Turnovers	MCN	NICH	Period by Period Scoring			
	2 (1 st 5:02)	9 (1 st 11:55)	13	10				1st	2nd	TOT	
Best Scoring Run	10 (1 st 6:05)		8 (1 st 2:51)		Paint	46	20	MCN	28	35	63
Lead Changes	4		7		Second Chance	6	13	NICH	35	36	71
Times Tied	3		3		Fast Breaks	6	13				
Time with Lead	00:39		36:52		Bench	31	25				

Game 23: at McNeese 67, UIW 65



Official Basketball Box Score - Final
UIW at McNeese
02/03/25 Legacy Center, Lake Charles
2024-25 McNeese Men's Basketball

Game Time: 6:00 PM
Game Duration: 1:51
Attendance: 3,216

Officials: Bharal Rammann, Andre Crawford, Ross Culins

NO.	Name	Min	FG			FT			Rebounds		Fouls		TP	AS	TO	ST	Blocks			+/-
			M-A	M-A	M-A	OR	DR	TOT	PF	FD	BS	BA					BL			
8	Marcus Glover	F 18:36	2-2	0-0	0-0	1	4	5	2	1	4	0	2	1	1	0	0	-7		
1	Jalin Anderson	G 40:00	6-18	3-8	0-0	0	4	4	2	3	15	4	1	1	0	2	-2			
2	Dylan Hayman	G 16:49	4-7	1-3	0-0	1	2	5	0	9	1	1	0	0	0	0	-16			
5	Davion Bailey	G 40:00	4-17	1-11	5-7	0	2	2	1	3	14	2	1	1	1	-2				
7	Jordan Pyke	G 37:27	6-9	1-2	1-2	5	3	8	2	3	14	2	1	0	1	0	-1			
4	Jayden Williams	21:24	2-2	0-0	0-0	3	1	4	3	4	0	0	0	0	2	0	5			
12	Mintautas Mockus	24:14	2-2	0-0	1-3	1	4	5	1	1	5	0	0	2	0	0	10			
9	Lamin Sabaly	01:30	0-0	0-0	0-0	0	0	0	0	0	0	0	0	0	0	0	3			
Team						1	3	4	0	0	0	0	0	0	0	0	0			
Totals			26-57	6-24	7-12	12	22	34	16	14	65	9	8	5	5	3	-2			

Technical Fouls: NONE

NO.	Name	Min	FG			FT			Rebounds		Fouls		TP	AS	TO	ST	Blocks			+/-
			M-A	M-A	M-A	OR	DR	TOT	PF	FD	BS	BA					BL			
5	Joe Charles	F 27:21	3-8	0-2	0-1	4	3	7	2	1	6	0	0	1	0	2	3			
2																				



2024-25 McNEESE COWBOYS BASKETBALL

@McNEESEMBB

Season Box Scores

Game 25: at McNeese 67, East Texas A&M 51



Official Basketball Box Score - Final
East Texas A&M at McNeese
02/10/25 Legacy Center, Lake Charles
2024-25 McNeese Men's Basketball

Game Time: 6:00 PM
Game Duration: 1:44
Attendance: 2,883

Officials: Brent Dugas, Stephen Orkus Jr., Jeremy Campbell

NO.	Name	Min	FG			3P			FT			Rebounds		Fouls		TP	AS	TO	ST	Blocks			+/-
			M-A	M-A	M-A	M-A	M-A	M-A	M-A	OR	DR	TOT	PF	FD	BS					BA	BA		
5	Tay Mosher	F 15:25	0-2	0-0	0-0	0-3	3-2	2-0	0-0	2-1	0-0	0-3	2	0	0	0	2	1	0	0	0	0	3
21	KC Ugwuokazi	F 26:13	3-9	0-0	4-4	1-5	6-6	0-3	10-1	0-0	0-2	0-0	2	0	0	0	2	0	0	0	2	0	-8
0	TJ Thomas	G 23:28	1-1	0-0	0-0	0-1	1-1	0-0	2-1	1-1	0-0	0-0	3	0	0	0	0	0	0	0	0	3	
2	Evan Phelps	G 23:02	1-3	1-3	0-0	1-4	5-5	1-2	3-4	2-0	0-0	0-0	-10										
8	Yusef Salih	G 19:58	3-10	3-9	0-1	2-2	2-2	1-2	9-9	1-0	1-1	0-1	-8										
1	Scooter Williams Jr.	27:51	5-11	4-9	2-2	0-0	0-0	2-3	16-2	2-3	0-0	0-0	-17										
4	Chris Adlam	22:37	2-2	1-1	0-0	0-1	1-1	2-0	5-1	1-1	0-0	0-0	-7										
11	Khalif Abdul-Mateen	17:32	1-5	1-4	0-0	0-0	0-0	0-0	3-2	0-0	0-0	0-0	-12										
24	Josh Taylor	24:33	0-3	0-0	0-0	2-4	6-6	3-0	0-0	2-0	0-1	0-1	-14										
3	Mykol Sanchez-Vega	09:22	1-3	1-3	0-0	0-1	1-1	2-1	3-1	1-1	0-0	0-0	-10										
Team						3-14			0-2			3-14		0-2									
Totals			17-49	11-31	6-7	7-22	29-13	11-51	13-14	2-3	1-16												

Technical Fouls: NONE

NO.	Name	Min	FG			3P			FT			Rebounds		Fouls		TP	AS	TO	ST	Blocks			+/-
			M-A	M-A	M-A	M-A	M-A	M-A	M-A	OR	DR	TOT	PF	FD	BS					BA	BA		
5	Joe Charles	F 30:49	4-9	2-5	1-2	4-3	7-7	1-2	11-1	0-0	2-0	1-1	17										
2	DJ Richards	G 27:16	4-6	4-6	0-0	2-2	2-2	0-0	12-0	0-0	1-0	0-0	10										
6	Javohn Garcia	G 30:42	3-10	2-4	1-2	3-3	6-6	1-2	9-9	1-1	2-0	2-15											
11	Quadir Copeland	G 22:49	3-7	0-1	2-2	0-2	2-2	4-2	8-8	6-2	1-1	0-14											
24	Christian Shumate	G 31:41	9-14	1-1	0-1	5-9	14-14	0-4	19-3	1-0	2-0	0-18											
9	Byant Selebangue	10:11	1-0	0-0	0-0	0-1	1-1	0-0	2-0	0-0	0-0	-8											
21	Sincere Parker	09:02	0-3	0-2	2-2	0-0	0-0	0-0	2-0	0-0	0-0	2											
0	T'Johnn Brown	18:29	1-5	0-0	0-1	0-1	1-1	1-1	2-5	1-2	0-0	2											
23	Brandon Murray	19:02	1-3	0-1	0-0	1-2	3-3	1-0	2-1	2-0	0-0	10											
Team						0-3			0-3			0-3											
Totals			26-58	9-20	6-10	13-26	39-11	13-67	17-10	8-1	3-16												

Technical Fouls: NONE

Biggest lead	ETA		Points from Turnovers	ETA	MCN	Period by Period Scoring		
	1st	2nd				TOT		
Best Scoring Run	13(1st 5:57)	11(2nd 15:26)	Paint	12	34	27	24	51
Lead Changes	2		Second Chance	5	16			
Times Tied	3		Fast Breaks	7	8			
Time with Lead	13:00	22:52	Bench	27	8	22	45	67

Game 26: McNeese 78, at New Orleans 64



Official Basketball Box Score - Final
McNeese at New Orleans
02/15/25 Kiefer Lakefront Arena, New Orleans
2024-25 Men's Basketball

Game Time: 5:00 PM
Game Duration: 1:35
Attendance: 737

Officials: Danny Chance, Garrett Throat, Grady Dale

NO.	Name	Min	FG			3P			FT			Rebounds		Fouls		TP	AS	TO	ST	Blocks			+/-
			M-A	M-A	M-A	M-A	M-A	M-A	M-A	OR	DR	TOT	PF	FD	BS					BA	BA		
5	Joe Charles	F 27:49	2-7	1-5	0-0	5-5	10-10	0-1	5-3	0-1	1-0	11											
0	T'Johnn Brown	G 16:13	2-5	0-1	0-0	0-1	1-1	3-1	4-1	2-1	1-1	2											
2	DJ Richards	G 24:21	7-11	6-9	1-3	0-0	0-0	4-2	21-0	0-0	0-0	5											
6	Javohn Garcia	G 29:29	2-15	0-6	0-0	1-2	3-3	0-1	4-2	2-0	0-0	16											
24	Christian Shumate	G 30:45	7-8	0-0	0-2	6-7	1-1	2-1	14-4	2-1	1-1	14											
11	Quadir Copeland	16:23	0-3	0-1	0-0	0-0	0-0	1-1	0-4	1-1	0-1	5											
9	Bryant Selebangue	11:14	1-2	0-0	0-2	2-2	4-4	0-1	2-0	0-0	0-1	8											
21	Sincere Parker	18:51	5-12	1-5	0-0	2-2	1-1	1-1	11-2	1-1	0-0	6											
23	Brandon Murray	24:55	6-9	3-5	2-2	0-4	4-4	2-1	17-3	1-2	4-0	7											
Team						1-4			5-0			6-0											
Totals			32-72	11-32	3-9	15-21	36-12	11-78	17-6	6-8	5-14												

Technical Fouls: NONE

NO.	Name	Min	FG			3P			FT			Rebounds		Fouls		TP	AS	TO	ST	Blocks			+/-
			M-A	M-A	M-A	M-A	M-A	M-A	M-A	OR	DR	TOT	PF	FD	BS					BA	BA		
23	MJ Thomas	F 38:08	4-7	0-0	1-2	4-6	10-3	1-9	2-4	1-2	0-9												
1	JR Jacobs	G 40:00	5-9	3-4	1-2	0-7	7-0	2-14	3-4	0-1	1-14												
3	Theo Grant	G 18:32	2-6	0-2	0-0	1-2	3-0	1-4	0-0	0-2-13													
11	Leland Coleman	G 37:30	6-14	2-6	1-2	0-5	4-3	2-15	4-3	0-2-3													
24	Kohen Rowbottom	G 38:07	5-13	4-8	0-0	1-1	2-2	14-4	6-0	0-1-12													
15	Grant Kemp	12:32	0-1	0-0	0-0	0-2	0-0	0-0	0-0-1-4														
20	Luke Davis	23:24	3-6	1-1	1-3	4-3	7-3	3-8	0-2	1-0-2													
Team						5-8			0-1			0-1											
Totals			25-56	10-21	4-9	14-29	43-11	64-13	20-2	5-8	14												

Technical Fouls: NONE

Biggest lead	MCN		Points from Turnovers	MCN	UNO	Period by Period Scoring		
	1st	2nd				TOT		
Best Scoring Run	11(1st 0:37)	13(2nd 9:26)	Paint	34	26	42	36	78
Lead Changes	4		Second Chance	22	15			
Times Tied	1		Fast Breaks	11	1			
Time with Lead	33:43	02:00	Bench	30	8	25	39	64

Game 27: McNeese 88, at Southeastern 82



Official Basketball Box Score - Final
McNeese at Southeastern La.
02/17/25 University Center, Hammond
2024-25 Men's Basketball

Game Time: 6:00 PM
Game Duration: 2:00
Attendance: 1,218

Officials: Lucas Santos, Earnie Pearl, Earl Lemmie

NO.	Name	Min	FG			3P			FT			Rebounds		Fouls		TP	AS	TO	ST	Blocks			+/-
			M-A	M-A	M-A	M-A	M-A	M-A	M-A	OR	DR	TOT	PF	FD	BS					BA	BA		
5	Joe Charles	F 37:02	5-7	4-6	3-5	4-6	10-12	2-7	2-0	0-0	0-5												
2	DJ Richards	G 30:14	5-8	4-7	0-0	0-1	1-1	0-0	14-0	3-0	0-0	-5											
6	Javohn Garcia	G 33:19	7-10	2-3	2-4	1-5	6-2	3-18	4-1	0-1	1-10												
11	Quadir Copeland	G 18:31	2-10	0-1	1-1	1-1	1-3	2-10	5-6	3-1	0-1-5												
24	Christian Shumate	G 30:18	5-5	0-0	0-1	3-3	6-3	2-10	1-2	0-2	0-8												
21	Sincere Parker	09:18	0-2	0-1	2-4	0-1	1-0	2-2	0-1	1-1	0-1-1												
23	Brandon Murray	25:07	3-4	0-0	1-2	1-2	3-0	4-7	1-1	2-1	0-10												
9	Bryant Selebangue	04:28	1-1	0-0	0-0	1-0	1-0	0-2	0-0	0-0-4													
0	T'Johnn Brown	12:13	2-6	1-3	8-9	0-1	1-4	5-13	0-1	0-0-4				</									



Season Box Scores

Game 29: at McNeese 100, UTRGV 65



Official Basketball Box Score - Final
UTRGV at McNeese
02/24/25 Legacy Center, Lake Charles
2024-25 McNeese Men's Basketball

Game Time: 6:00 PM
Game Duration: 1:46
Attendance: 3,181

Officials: Garrett Theriot, Joe Wilbert III, Adrian Jude

UTRGV - 65		Record: 14-15 (6-12)													
NO.	Name	Min	FG	3P	FT	Rebounds	Fouls	TP	AS	TO	ST	Blocks	BS	BA	±
			M-A	M-A	M-A	OR DR TOT	PF	FD				BS	BA		
3	DK Thom	F 27:53	3-8	0-0	0 7 7	0 1 1	15	3	3	4	0	0	0	0	-27
12	Kwo Agwa	F 13:43	0-1	0-0	0 1 1	0 1 0	2	0	0	2	0	1	1	1	-25
5	Howie Fleming Jr.	G 28:04	8-12	1-4	1-1	1 3 4	3 2 18	0	5	1	0	1	0	1	-29
10	Cliff Davis	G 33:20	2-8	1-5	0-1	2 4 6	1 2 5	5	1	2	0	0	0	0	-24
25	Trey Miller	G 31:44	5-12	1-2	0-0	0 3 3	3 2 11	0	1	0	4	0	0	0	-20
21	Marshall Destremau	11:49	0-0	0-0	0 2 2	0 0 0	0	0	0	0	0	0	0	0	-7
4	K.T. Raimey	20:46	4-12	3-9	0-0	0 1 1	1 0 1	11	1	3	0	0	0	0	-13
2	Jaylen Washington	12:10	0-4	0-2	3-4	1 0 1	1 2 3	2	2	3	0	0	0	0	-12
1	RJ Nance	04:03	0-1	0-0	0-0	0 1 1	2 0 0	0	0	1	0	0	0	0	-13
35	Mustafa Vanjov	14:28	0-0	0-0	0-0	1 0 1	0 0 0	0	2	1	0	0	0	0	-3
11	Justin Mitchell	01:44	1-1	0-0	0-0	0 0 0	0 0 0	2	0	0	0	0	0	0	-3
24	EJ Avelar	00:16	0-0	0-0	0-0	0 0 0	0 0 0	0	0	0	0	0	0	0	1
Team					2 0 2		0		1						
Totals			26-62	9-30	4-6	7 22 29	11 11	65	13	23	11	4	3	35	

Technical Fouls: Fleming Jr. 1st; 44 Raimey 2nd; 7:11 Bench 2nd; 5:31 Miller 2nd; 1:44

McNeese - 100		Record: 23-6 (17-1)													
NO.	Name	Min	FG	3P	FT	Rebounds	Fouls	TP	AS	TO	ST	Blocks	BS	BA	±
			M-A	M-A	M-A	OR DR TOT	PF	FD				BS	BA		
5	Joe Charles	F 27:52	2-11	2-7	0-0	2 10 12	2 0 6	3	1	1	2	1	2	1	22
2	DJ Richards	G 22:14	4-6	4-5	7-7	1 0 1	2 1 19	2	0	0	1	0	0	0	19
6	Javohn Garcia	G 27:38	3-9	0-3	4-4	1 1 2	0 2 10	2	1	0	0	1	0	1	18
11	Quadir Copeland	G 22:40	6-10	0-0	0 2 2	1 0 12	18	4	4	0	1	28			
24	Christian Shumate	G 23:07	9-11	1-1	0-0	3 7 10	2 0 19	1	1	1	1	0	0	0	28
9	Bryant Seabangue	17:00	3-4	0-0	2 4 6	0 1 6	0	1	0	0	0	0	0	0	7
21	Sincere Parker	19:51	5-9	2-2	0 0 0	2 0 2	12	2	3	1	0	1	0	0	9
23	Brandon Murray	24:13	4-8	2-3	0 2 3	5 1 10	2	0	2	0	0	0	0	0	36
0	T'Johnn Brown	01:43	1-3	0-1	1-1	0 0 0	0 2 3	2	1	2	0	0	0	0	3
33	Lamont Evans IV	01:58	1-1	1-1	0-0	0 0 0	1 0 1	3	0	1	0	0	0	0	3
1	Omar Cooper	01:44	0-0	0-0	0-0	0 1 1	1 0 0	1	0	0	0	0	0	0	1
Team					1 2 3		0		0						
Totals			38-72	12-23	12-14	12 30 42	12 8	100	23	13	12	3	4	35	

Technical Fouls: Charles 2nd; 0:15

RGV		MCN	
Biggest lead	6 (1 st 15:03)	39 (2 nd 4:37)	
Best Scoring Run	11 (1 st 1:28)	22 (1 st 4:34)	
Lead Changes	7		
Times Tied	1		
Time with Lead	05:57	32:47	

Points from	RGV	MCN
Turnovers	10	29
Paint	32	50
Second Chance	10	13
Fast Breaks	13	24
Bench	16	34

Period by Period Scoring			
	1st	2nd	TOT
RGV	34	31	65
MCN	43	57	100

Game 30: McNeese 68, at Lamar 66



Official Basketball Box Score - Final
McNeese at Lamar University
03/01/25 Neches Arena at the Motlagh Center, Beaumont, Texas
2024-25 Men's Basketball

Game Time: 6:00 PM
Game Duration: 2:03
Attendance: 5,746

Officials: Derek Schulte, Danny Chene, Trent Dews

McNeese - 68		Record: 24-6 (18-1)													
NO.	Name	Min	FG	3P	FT	Rebounds	Fouls	TP	AS	TO	ST	Blocks	BS	BA	±
			M-A	M-A	M-A	OR DR TOT	PF	FD				BS	BA		
5	Joe Charles	F 30:05	0-6	0-5	4-4	1 4 5	3 2 4	0	1	0	0	0	0	0	-10
2	DJ Richards	G 21:17	2-3	1-2	0-0	0 4 4	2 0 5	0	0	1	0	0	0	0	4
6	Javohn Garcia	G 32:59	4-9	0-1	2-2	2 5 7	1 2 10	1	1	4	2	1	0	0	-2
11	Quadir Copeland	G 31:48	3-7	0-0	2-4	0 4 4	2 2 8	6	2	2	1	0	0	0	-2
24	Christian Shumate	G 22:33	4-6	0-1	1-8	2 4 6	3 4 9	0	1	0	1	1	0	0	2
23	Brandon Murray	25:41	2-5	1-3	0-0	1 0 1	1 0 5	1	1	1	0	0	0	0	0
21	Sincere Parker	21:22	7-13	1-3	10-12	2 2 4	0 6 25	0	0	0	0	0	0	0	11
0	T'Johnn Brown	06:53	1-3	0-0	0-2	0 0 0	2 2 2	0	0	0	0	0	0	0	1
9	Bryant Seabangue	07:22	0-2	0-0	0-0	3 0 3	1 1 0	2	1	0	0	0	0	0	1
Team					1 3 4		0		0						
Totals			23-54	3-15	19-32	12 26 38	15 19	68	10	7	8	5	6	2	

Technical Fouls: NONE

Lamar University - 66		Record: 18-12 (13-6)													
NO.	Name	Min	FG	3P	FT	Rebounds	Fouls	TP	AS	TO	ST	Blocks	BS	BA	±
			M-A	M-A	M-A	OR DR TOT	PF	FD				BS	BA		
10	Errol White	F 30:33	2-5	0-0	2-3	3 2 5	1 3 6	2	3	0	1	1	0	0	9
22	Andrew Hoffield	F 17:46	1-3	0-2	0-0	2 1 3	4 2 2	1	0	0	1	0	0	0	-2
20	Adam Hamilton	C 23:16	5-14	0-0	2-2	5 3 8	4 2 12	0	1	2	2	0	2	0	2
1	Alexis Marmolejos	G 32:10	6-13	6-9	0-0	5 5 3	1 8 21	0	1	2	0	0	0	0	-1
11	Ja'Sean Jackson	G 32:11	5-15	2-8	7-8	0 4 4	2 5 19	5	1	1	0	1	0	0	5
0	Cody Pennebaker	23:33	1-3	1-3	0-0	0 4 4	1 0 3	1	1	1	0	0	0	0	-11
32	Janko Bulajic	04:28	0-0	0-0	0-0	2 2 0	0 0 0	0	0	0	0	0	0	0	-2
3	Danquew Dawsey	10:19	1-5	0-3	0-0	1 1 2	0 2 1	1	0	0	0	0	0	0	-6
2	Jayden Barrs	13:28	0-2	0-2	0-0	1 1 0	0 0 0	1	0	0	0	0	0	0	-2
13	Terrance Dixon Jr.	12:16	1-1	0-0	2-2	1 0 1	2 2 4	0	2	1	2	0	0	0	-2
Team					4 1 5		0		0						
Totals			22-61	9-27	13-15	15 24 39	19 15	66	13	11	5	6	5	-2	

Technical Fouls: NONE

McN		LAM	
Biggest lead	11 (2 nd 10:13)	7 (1 st 15:26)	
Best Scoring Run	13 (2 nd 12:20)	10 (2 nd 1:39)	
Lead Changes	4		
Times Tied	4		
Time with Lead	15:01	22:10	

Points from	McN	LAM
Turnovers	11	6
Paint	32	18
Second Chance	12	16
Fast Breaks	20	10
Bench	32	9

Period by Period Scoring			
	1st	2nd	TOT
McN	31	37	68
LAM	35	31	66

Game 31: McNeese 95, at Stephen F. Austin 64



Official Basketball Box Score - Final
McNeese at SFA
03/03/25 Wilam R. Johnson Coliseum, Nacogdoches
2024-25 Men's Basketball

Game Time: 6:00 PM
Game Duration: 1:45
Attendance: 2,924

Officials: Lucas Santos, Shaun Seales, Eric Kronebach

McNeese - 95		Record: 25-6 (19-1)													
NO.	Name	Min	FG	3P	FT	Rebounds	Fouls	TP	AS	TO	ST	Blocks	BS	BA	±
			M-A	M-A	M-A	OR DR TOT	PF	FD				BS	BA		
5	Joe Charles	F 23:56	5-5	5-5	0-0	1 8 9	1 0 0	15	2	2	1	1	0	0	17
2	DJ Richards	G 22:34	4-5	4-5	2-3	0 3 3	0 2 14	0	0	1	0	0	0	0	21
6	Javohn Garcia	G 22:22	2-8	0-1	2-2	2 6 8	0 1 6	3	0	1	0	0	0	0	15
11	Quadir Copeland	G 16:18	1-4	0-1	5-6	0 1 1	4 3 7	5	1	1	0	0	0	0	9
24	Christian Shumate	G 17:12	6-10	0-0	0 2 0	2 0 2	10	12	1	0	2	0	3	8	
21	Sincere Parker	24:00	8-16	1-5	5-5	3 6 2	3 22	0	2	2	0	0	0	0	19
23	Brandon Murray	21:58	0-1	0-0	0 2 2	3 1 0	1	0	0	0	0	0	0	0	16
9	Bryant Seabangue	21:54	2-4	0-1	0-2	7 9 0	1 4	0	1	0	0	0	0	0	27
0	T'Johnn Brown	24:58	2-8	0-3	2-2	3 3 3	2 6 3	0	0	0	1	1	0	0	23
14															



Season Box Scores

Game 33: McNeese 63, Lamar 54 (SLC Championship Game)



Official Basketball Box Score - Final
Lamar University at McNeese
03/12/25 Legacy Center, Lake Charles
2025 Southland Conference Men's Basketball Championship

Game Time: 4:00 PM
Game Duration: 2:09
Attendance: 4,106

Officials: Lucas Santos, Bharat Rammanan, Stephen Orkus Jr

Lamar University - 54

Record: 20-13

NO.	Name	Min	FG		3P		FT		Rebounds		Fouls		TP	AS	TO	ST	Blocks		+/-
			M-A	M-A	M-A	M-A	OR	DR	TOT	PF	FD	BS					BA		
10	Errol White	F 23:45	0-4	0-0	0-0	3	2	5	5	0	0	1	0	0	0	0	0	0	-16
22	Andrew Hollifield	F 31:30	5-8	3-6	2-4	1	8	9	2	3	15	1	1	1	1	0	0	0	
20	Adam Hamilton	C 32:18	5-12	0-1	1-4	5	3	8	3	3	11	0	1	0	2	1	-13		
1	Alexis Marmolejos	G 35:19	6-15	2-5	4-4	4	5	9	3	8	18	1	3	0	0	3	-4		
11	Ja'Sean Jackson	G 34:56	2-13	0-7	0-0	0	6	6	3	1	4	2	2	0	0	3	-3		
0	Cody Pennebaker	23:51	1-7	0-4	2-5	2	4	6	1	4	4	1	2	1	0	0	-5		
3	Danquez Dawsey	10:18	0-4	0-0	0-0	0	0	0	1	0	0	0	1	0	0	1	-8		
13	Terrance Dixon Jr.	07:21	1-2	0-0	0-0	2	0	2	3	0	2	0	0	0	1	0	3		
2	Jayden Barrs	00:21	0-0	0-0	0-0	0	0	0	0	0	0	0	0	0	0	0	0		
4	Braden East	00:21	0-0	0-0	0-0	0	0	0	0	0	0	0	0	0	0	0	1		
Team						4		0		4				0		1			
Totals			20:65	5:23	9:17	21	28	49	21	19	54	6	11	2	4	8	-9		

Shooting By Period		
1 st FG%	12:28	42.9%
3PT%	3:12	25.0%
FT%	3:5	60%
2 nd FG%	8:37	21.6%
3PT%	2:11	18.2%
FT%	6:12	50%
GM FG%	20:65	30.8%
3PT%	5:23	21.7%
FT%	9:17	52.9%

Dead Ball Rebounds: 5, 0

McNeese - 63

Record: 27-6

NO.	Name	Min	FG		3P		FT		Rebounds		Fouls		TP	AS	TO	ST	Blocks		+/-
			M-A	M-A	M-A	M-A	OR	DR	TOT	PF	FD	BS					BA		
5	Joe Charles	F 30:07	0-5	0-5	2-2	1	6	7	3	1	2	2	0	0	0	0	0	4	
2	DJ Richards	G 25:27	3-5	2-4	2-2	1	4	5	5	2	10	0	1	1	0	0	13		
6	Javohn Garcia	G 30:00	3-9	0-2	4-5	0	4	4	3	6	10	1	0	3	2	0	9		
11	Quadir Copeland	G 35:49	6-9	1-2	5-7	0	1	1	3	5	18	4	4	3	1	0	10		
24	Christian Shumate	G 29:24	4-9	0-3	0-4	2	4	6	2	2	8	0	1	1	3	2	10		
21	Sincere Parker	18:39	2-6	0-0	5-5	0	2	2	2	3	9	0	1	0	2	1	-5		
23	Brandon Murray	24:59	1-3	0-1	2-2	0	3	3	2	1	4	1	0	0	0	0	5		
9	Bryant Selebangue	05:35	1-2	0-0	0-0	1	1	2	0	0	2	1	0	0	0	1	-1		
Team						0		2		2				0		1			
Totals			20:48	3:17	20:27	5	27	32	20	20	63	9	8	8	8	4	9		

Shooting By Period		
1 st FG%	14:29	48.3%
3PT%	3:10	30.0%
FT%	2:4	50%
2 nd FG%	6:19	31.6%
3PT%	0:7	0.0%
FT%	18:23	78.9%
GM FG%	20:48	41.7%
3PT%	3:17	17.6%
FT%	20:27	74.1%

Dead Ball Rebounds: 2, 0

Technical Fouls: Richards 2nd 1:42

	LAM	MCN	Points from		Period by Period Scoring				
Biggest lead	0 (1 st 20:00)	13 (2 nd 0:54)	LAM	MCN	1st	2nd	TOT		
Best Scoring Run	7 (2 nd 13:04)	7 (1 st 1:59)	Paint	28	30				
Lead Changes	0		Second Chance	10	5	LAM	30	24	54
Times Tied	0		Fast Breaks	5	6	MCN	33	30	63
Time with Lead	00:00	38:01	Bench	6	15				