



MOUNTAINEER BASEBALL

WVUSPORTS.COM

PO BOX 877 // MORGANTOWN, WV 26507-0877 // 304.293.2821 PHONE

WVU Baseball @WVUBaseball @WVUBaseball

2025 NCAA CLEMSON REGIONAL

May 30-June 2 | Doug Kingsmore Stadium | Clemson, South Carolina



NOTABLE PERFORMERS

2025 Stats

Pitchers	Hitters
Griffin Kirn • r-Sr • LHP 5-2, 3.32 ERA, 92 K, 27 BB, 86.2 IP	Logan Sauve • Jr. • C .285, 7 HR, 33 RBI
Jack Kartsonas • Gr. • RHP 6-3, 2.90 ERA, 69 K, 15 BB, 59.0 IP	Kyle West • Sr. • OF .354, 10 HR, 35 RBI
Reese Bassinger • Sr. • RHP 6-1, 3.88 ERA, 38 K, 10 BB, 55.2 IP	Jace Rinehart • Sr. • OF .324, 8 HR, 50 RBI

QUICK HITS

- West Virginia opens the 2025 NCAA Tournament against Kentucky, Friday at noon, in Clemson, South Carolina.
- The Mountaineers are the No. 2 seed in the regional and are joined by host and No. 11 overall seed Clemson, No. 3 Kentucky, and No. 4 USC Upstate. It is the only regional this season to feature multiple teams that made Super Regionals in 2024 (Clemson, WVU, Kentucky)
- WVU finished the regular season with a 40-13 record and 19-9 mark in the Big 12 to win the Big 12 regular season title for the second time in the last three seasons.
- 41 wins sets a new program record, surpassing a mark of 40 set in both 1994 and 2023.
- Logan Sauve and Griffin Kirn were named All-Big 12 First Team while Kyle West and Jack Kartsonas earned spots on the second team. Gavin Kelly was named to the All-Freshman Team while four others - Jace Rinehart, Sam White, Chase Meyer, and Reese Bassinger - were honorable mention.
- The Mountaineers won their first 13 games of the season, the fourth-best start in program history.
- Steve Sabins is in his first season at the helm in Morgantown. He has spent the previous nine seasons on staff with the Mountaineers, including the past three as Associate Head Coach.
- In the Big 12 Preseason Poll, the Mountaineers were picked fourth, the highest predicted finish since joining the league.
- West Virginia has finished with a .500-or-better record in 11 of 12 seasons in the Big 12.
- The Mountaineers' 56-game schedule features 14 meetings with teams that reached the 2024 NCAA Tournament.
- 2025 will be the 11th season the Mountaineers play at Wagener Field at Kendrick Family Ballpark. The field was named after Rick and Jay Wagener on Aug. 30, 2021, following a major gift donation to the program. Rick Wagener was a standout pitcher at WVU from 1968-71. The ballpark was renamed after alum and principal owner of the Arizona Diamondbacks, Ken Kendrick and his family, in 2024.
- WVU is set to play 25 home games this spring. The squad has had a winning record at the facility for eight straight years and is coming off a season in which it went 17-6 in games played in Morgantown.
- The Mountaineers are coming off a historic season in 2024, advancing to the NCAA Super Regionals for the first time in program history. WVU swept through the Tucson regional as the three seed before falling in two tight games at North Carolina.

2025 SCHEDULE

Overall: 41-14	Big 12: 19-9	Non-Conference: 21-4
Home: 17-7	Away: 23-5	Neutral: 1-2
Fri., Feb. 14	at Jacksonville	W, 4-2
Sat., Feb. 15	at Jacksonville	W, 10-3
Sat., Feb. 15	at Jacksonville	W, 3-2
Sat., Feb. 22	at Lipscomb	W, 5-4
Sun., Feb. 23	at Lipscomb	W, 5-0
Sun., Feb. 23	at Lipscomb	W, 4-2
Mon., Feb. 24	at Lipscomb	W, 5-4 (10)
Wed., Feb. 26	Ohio	W, 8-4
Fri., Feb. 28	at Queens (N.C.)&	W, 7-1
Sat., March 1	at Queens (N.C.)&	W, 11-7
Sun., March 2	at Queens (N.C.)%	W, 11-1
Mon., March 3	at Queens (N.C.)	W, 17-3 (7)
Fri., March 7	Kennesaw State	W, 16-2
Sat., March 8	Kennesaw State	L, 13-9
Sun., March 9	Kennesaw State	W, 14-7
Tue., March 11	Towson	W, 16-5 (8)
Fri., March 14	at Oklahoma State*	Canceled
Sat., March 15	at Oklahoma State*	Canceled
Sun., March 16	at Oklahoma State*	W, 8-6
Tue., March 18	James Madison	W, 11-1 (8)
Wed., March 19	James Madison	W, 3-1
Fri., March 21	Arizona*	L, 6-4 (16)
Sat., March 22	Arizona*	W, 11-3
Sun., March 23	Arizona*	L, 11-4
Tue., March 25	Marshall	W, 7-0
Thu., March 27	at BYU*	L, 14-5
Fri., March 28	at BYU*	W, 20-6
Sat., March 29	at BYU*	W, 19-16
Tue., April 1	at Ohio State	W, 9-6
Wed., April 2	Pitt	W, 11-1 (8)
Fri., April 4	Utah	W, 6-3
Sat., April 5	Utah	W, 6-4
Sat., April 5	Utah	W, 14-4 (8)
Tue., April 8	Penn State	Canceled
Fri., April 11	at Houston*	W, 9-2
Sat., April 12	at Houston*	W, 9-8
Sun., April 13	at Houston*	W, 11-4
Tue., April 15	at Marshall	W, 5-4
Thu., April 17	Cincinnati*	W, 3-2
Fri., April 18	Cincinnati*	W, 6-4
Sat., April 19	Cincinnati*	W, 10-5
Tue., April 22	at Penn State	L, 3-2
Fri., April 25	at UCF*	W, 4-1
Sat., April 26	at UCF*	W, 15-10
Sun., April 27	at UCF*	W, 4-3
Wed., April 30	vs. Marshall^	L, 7-6
Sat., May 3	Texas Tech*	L, 6-4
Sat., May 3	Texas Tech*	W, 3-2
Sun., May 4	Texas Tech*	W, 5-0
Tue., May 6	at Pitt	L, 10-9
Fri., May 9	at Kansas State*	L, 8-7
Sat., May 10	at Kansas State*	W, 10-3
Sun., May 11	at Kansas State*	L, 14-9
Thu., May 15	Kansas*	L, 3-0
Fri., May 16	Kansas*	L, 8-5
Sat., May 17	Kansas*	L, 7-0
Thu., May 22	Cincinnati!	W, 10-3
Fri., May 23	Arizona!	L, 12-1
May 30-June 2	NCAA Clemson Regional	

* - Big 12 Conference Game
 ^ - GoMart Ballpark, Charleston, W.Va.
 & - Atrium Health Ballpark, Kannapolis, N.C.
 % - First National Bank Field, Greensboro, N.C.
 ! - Phillips 66 Big 12 Baseball Championship, Arlington, Texas



QUICK FACTS

General Information

Location Morgantown, W.Va.
 Founded 1867
 Nickname Mountaineers
 Conference Big 12
 Enrollment 24,788
 Colors Old Gold (PMS 124) and Blue (295 C)
 President Dr. E. Gordon Gee (Utah, '68)
 Director of Athletics Wren Baker (SE Oklahoma St., '01)
 Athletic Department Phone 304-293-5621
 Ticket Office Phone 1-800-WVU GAME

Coaches and Staff

Head Coach Steve Sabins (1st Season, 10th overall)
 Alma Mater Embry-Riddle ('11), Oklahoma State ('13)
 WVU Record 41-14 (1st Season)
 Career Record 41-14 (1st Season)
 Assistant Coach Jacob Garcia (6th Season)
 Alma Mater Northern Colorado ('18)
 Assistant Coach Jimmy Roesinger (2nd Season)
 Alma Mater Dayton ('10)
 Assistant Coach Justin Oney (1st Season)
 Alma Mater Glenville State ('16)
 Director of Baseball Operations Joey Cuomo
 Director of Player Development Drew Hefner
 Director of Pitching & Pitching Personnel Christopher Reilly
 Director of Technology, Analytics, and Player Evaluation Nathanael Rorie
 Special Assistant to Head Coach Jedd Gyorko
 Strength & Conditioning Coach Chandler Geller
 Athletic Trainer Steven Rosier

Baseball History

First Season 1892
 Seasons 131st Season (134 Years)
 All-Time Record 2,370-1,705-17
 All-Time Big 12 Record (Since 2013) 152-142
 NCAA Tournaments (Record) 17 (15-30)
 1948, 1955, 1961, 1962, 1963, 1964, 1967, 1982, 1985,
 1987, 1994, 1996, 2017, 2019*, 2023, 2024¹
 *Host, ¹Regional Champions
 Conference Championships 21 (16 Reg, 5 Tourney)
 Regular Season: 1955, 1961, 1962, 1963, 1964, 1967
 (SoCon); 1981, 1982 (Eastern 8); 1984, 1985, 1986,
 1987, 1988 (A-10); 1996 (Big East); 2023, 2025 (Big 12)
 Tournament: 1982 (Eastern 8); 1985, 1987, 1994 (A-10);
 1997 (Big East)

Wagener Field at Kendrick Family Ballpark

Capacity 3,500
 Record Crowd 4,629 (4/2/25 vs. Pitt)
 First Season 2015
 All-Time Record 160-78
 Playing Surface FieldTurf
 Dimensions RF/LF - 325, RC/LC - 375, CF - 400

Team Information

Lettermen Returning/Lost 22/21
 Starters Returning/Lost 7/2
 Position Players Returning/Lost 12/9
 Pitchers Returning/Lost 10/9
 Newcomers 21
 2024 Record (Big 12) 36-24 (19-11)
 2024 Postseason NCAA Tucson Regional & Chapel Hill Super Regional

FOLLOWING THE MOUNTAINEERS

Website WVUsports.com
 Twitter @WVUBaseball
 Facebook /WVUBaseball
 Instagram @WVUBaseball
 Coach Sabins @SteveSabins

WVUsports.com

For official news, notes and more on the Mountaineer baseball team, visit WVUsports.com, the official website of the West Virginia University Mountaineers.

Social Media: @WVUBaseball

Don't miss a pitch this season by following and connecting with the Mountaineers on social media. By following @WVUBaseball on Twitter, Facebook and Instagram, fans will get official news and notes, behind-the-scenes updates and an exclusive look at the team both on and off the field.

Big 12 Now on ESPN+

All 2025 home games will be featured live ESPN+. The new digital home of the Big 12 Conference is available via the ESPN App, ESPN.com or ESPNPlus.com for just \$11.99 per month (or \$119.99 per year) and can be canceled at any time.

Subscribers can watch ESPN+ on the ESPN App via most major mobile and connected-TV platforms, including iPhone, iPad, AppleTV, Android devices, Roku, Chromecast, FireTV, XBOX, PlayStation, Oculus Go and Samsung-connected TVs. It is also available via ESPN.com on the web.

In the spring of 2019, the Big 12 Conference and ESPN agreed to significantly expand their existing rights agreement, which runs through 2024-25. Under the expanded agreement, hundreds of additional Big 12 sports events annually are distributed on the ESPN+ digital platform.

MOUNTAINEERS ON THE RADIO

Market	Affiliates Station	Frequency
Charleston	WJYP-AM	1300
Charleston	WMON-AM	1340
Charleston	WSCW-AM	1410
Clarksburg	WPDx-AM	750
Clarksburg	WPDx-FM	104.9
Fisher	WELD-FM	101.7
Fisher	WELD-AM	690
Fisher	WQWV-FM	103.7
Hinton	WMTD-FM	102.3
Martinsburg	WRNR-AM	740
Martinsburg	WRNR-FM	106.5
Morgantown	WZST-FM	100.9
Moundsville	WVLY-FM	97.7
Moundsville	WVLY-AM	1370
Richwood	WVAR-AM	600
Summersville	WVAR-FM	92.5
Sutton-Gassaway	WSGB-AM	1490
Sutton-Flatwoods	WSGB-FM	96.5
Wheeling	WKKX-FM	98.1
Wheeling	WKKX-AM	1600

Radio

WVU baseball can be heard on the radio throughout the state on the Mountaineer Sports Network. Andrew Caridii will have the play-by-play call, while Jake Weghorst provides color commentary.

Radio Schedule

The 2025 radio schedule begins on March 14, at Oklahoma State, and continues with every game through the end of the season, including the postseason.

Listen for Free Online and on Mobile

Fans can listen to every broadcast of Mountaineer baseball for free on the WVU Gameday App and the TuneIn App on their mobile device, as well as online at WVUsports.com.

MEDIA INFORMATION

The West Virginia University Athletics Communications Office will be available throughout the 2025 season to accommodate any media requests.

Interviews During the Week

Any member of the media wishing to interview a student-athlete or member of the coaching staff during the week are asked to contact WVU baseball SID Adam Grossman (adam.grossman@mail.wvu.edu or 304-293-2821) at least 24 hours in advance.

Postgame Interviews

Postgame interviews for all home games with coaches and select student-athletes will take place on the field approx. 15-20 minutes following the conclusion of the game.

Receiving Information

Media members may receive press releases, notes and more via e-mail. To be added to the e-mail list, please e-mail adam.grossman@mail.wvu.edu.

WVUsports.com

Visit WVUsports.com for player and coaching staff bios, the latest news, stories and updated stats and the WVU baseball media guide and record book.

Athletics Communications

Baseball SID Adam Grossman
 Office Phone 304-293-2821
 Cell Phone 610-653-4184
 E-mail adam.grossman@mail.wvu.edu
 Fax 304-293-4105
 Mailing Address PO Box 0877
 Morgantown, WV 26507-0877





2025 NUMERICAL ROSTER

No.	Name	Pos.	Yr.	Ht.	Wt.	B/T	Hometown	High School/Last School
0	Jace Rinehart	OF	Sr.	6-0	215	R/R	Mannington, W.Va	USC Upstate
1	JJ Glasscock	RHP	r-Fr.	6-0	170	R/R	Fluvanna County, Va	Fluvanna County HS
2	Gavin Kelly	C	Fr.	6-0	170	R/R	Pittsburgh, Pa.	Pittsburgh Central Catholic
4	Jorge Valdes	OF	Fr.	5-9	165	L/L	Milton, Ontario, Canada	Bishop Reding HS
5	Armani Guzman	UTL	So.	5-10	205	L/R	New York, N.Y.	Rabun Gap-Nacoochee School (Ga.)
6	Skylar King	OF	Jr.	6-1	180	L/L	Columbia, S.C	Brookland-Cayce HS
7	Michael Perazza	OF	So.	6-3	195	L/L	Naples, Fla	Community School of Naples
9	Grant Hussey	1B	Sr.	6-3	225	L/R	Parkersburg, W.Va	Parkersburg South HS
10	David Hagen	RHP	Fr.	6-2	185	R/R	Loveland, Ohio	Archbishop Moeller HS
11	Sam White	UTL	Jr.	5-11	195	L/R	Aurora, Ontario, Canada	Aurora HS
12	Brodie Kresser	INF	Sr.	6-1	180	R/R	Jesup, Iowa	Des Moines CC
13	Ryan Maggy	INF	Fr.	6-1	195	L/R	Peru, N.Y	Cypress Creek HS (Fla.)
15	Maxx Yehl	LHP	Jr.	6-6	235	L/L	Portville, N.Y	Portville Central HS
16	Benjamin Hudson	RHP	Fr.	6-2	180	L/R	Medford N.J	Shawnee HS
17	Joe Fredericks	LHP	So.	5-9	185	L/L	Virginia Beach, Va	Pro5 Baseball Academy
18	Spencer Barnett	INF	So.	6-2	205	L/R	Pittsburgh, Pa	North Allegheny HS
19	Jackson Ingram	INF	Fr.	5-10	160	R/R	Staunton, Va	The Miller School of Albermarle
20	Luke Lyman	RHP	Jr.	6-5	212	R/R	Berryville, Va	Morehead State
21	Cole Fehrman	LHP	Jr.	6-3	180	R/L	Doylestown, Pa	Central Bucks-West HS
23	Ellis Garcia	INF	Jr.	6-0	215	R/R	Elmwood Park, N.J	P27 Academy
24	Chase Swain	INF	Jr.	6-0	195	R/R	Elsinboro, N.J	Manhattan
25	JD Costanzo	LHP	Fr.	5-10	165	S/L	Pittsburgh, Pa	North Allegheny HS
29	Reese Bassinger	RHP	Sr.	6-1	185	R/R	Wylie, Texas	Tarleton State
30	Tucker DeLisle	RHP	Fr.	6-2	190	R/R	Philadelphia, Pa	Springside Chestnut Hill Academy
31	Alex Marot	UTL	r-Fr.	6-2	200	R/R	Johnston, R.I	The Winchendon School
33	Logan Sauve	C	Jr.	5-10	185	R/R	Boiling Springs, Pa	Cumberland Valley HS
34	Bryant Yoak	RHP	Fr.	6-2	180	R/R	Big Bend, W.Va	Calhoun County HS
35	Gavin Van Kempen	RHP	Jr.	6-6	245	R/R	Castleton, N.Y	Maple Hill HS
37	Benjamin Lumsden	UTL	Jr.	6-3	200	L/R	Simpsonville, S.C	UT Arlington
39	Kyle West	UTL	Sr.	6-4	195	L/R	Hedgesville, W.Va	Charleston (W.Va.)
40	Carson Estridge	RHP	Jr.	6-7	220	L/R	Haymarket, Va	Battlefield HS
41	Maxwell Molessa	OF	Fr.	5-11	192	L/R	Pullman, W.Va	Williamstown HS
42	Carlos Caraballo	RHP	Fr.	6-1	195	R/R	Hanover, Pa	South Western HS
43	Robby Porco	RHP	Jr.	6-8	235	R/R	Warrington, Pa	Central Bucks-South HS
45	Aiden Cody	RHP	Fr.	6-0	175	R/R	Spring Lake Heights, N.J	St. John Vianney
46	Mac Stiffler	RHP	Fr.	6-7	210	R/R	Hagerstown, Md	North Hagerstown HS
52	Aidan Smith	RHP	So.	6-3	215	R/R	Silver Spring, Md	Our Lady of Good Counsel
53	Tyler Hutson	RHP	Sr.	6-4	200	L/R	Villa Hills, Ky	Southern Indiana
54	Griffin Kim	LHP	r-Sr.	6-3	215	L/L	Quincy, Ill	Quincy
55	Ben McDougal	LHP	Jr.	6-5	200	L/L	Bridgeport, W.Va	Potomac State
67	Jack Kartsonas	RHP	Gr.	6-4	220	R/R	Pittsburgh, Pa.	Kent State
88	Bryson Hoff	RHP	Fr.	6-2	185	R/R	Charleston, W.Va.	George Washington HS
99	Chase Meyer	RHP	So.	6-2	175	R/R	Daytona Beach, Fla.	Combine Academy (N.C.)

2025 ALPHABETICAL ROSTER

No.	Name	Pos.
18	Spencer Barnett	INF
29	Reese Bassinger	RHP
42	Carlos Caraballo	RHP
45	Aiden Cody	RHP
25	JD Costanzo	LHP
30	Tucker DeLisle	RHP
40	Carson Estridge	RHP
21	Cole Fehrman	LHP
17	Joe Fredericks	LHP
23	Ellis Garcia	INF
1	JJ Glasscock	RHP
5	Armani Guzman	OF
10	David Hagen	RHP
88	Bryson Hoff	RHP
16	Benjamin Hudson	RHP
9	Grant Hussey	1B
53	Tyler Hutson	RHP
19	Jackson Ingram	INF
67	Jack Kartsonas	RHP
2	Gavin Kelly	C
6	Skylar King	OF
54	Griffin Kim	LHP
12	Brodie Kresser	INF
37	Benjamin Lumsden	OF
20	Luke Lyman	RHP
13	Ryan Maggy	INF
31	Alex Marot	UTL
55	Ben McDougal	LHP
10	Chase Meyer	RHP
41	Maxwell Molessa	OF
7	Michael Perazza	OF
43	Robby Porco	RHP
0	Jace Rinehart	OF
33	Logan Sauve	C
52	Aidan Smith	RHP
46	Mac Stiffler	RHP
24	Chase Swain	INF
4	Jorge Valdes	OF
35	Gavin Van Kempen	RHP
39	Kyle West	INF
11	Sam White	UTL
15	Maxx Yehl	LHP
34	Bryant Yoak	RHP

COACHES AND STAFF

Head Coach: Steve Sabins – 1st season (10th overall)
 Assistant Coach: Jacob Garcia – 6th season
 Assistant Coach: Jimmy Roesinger – 2nd season
 Assistant Coach: Justin Oney - 1st season (3rd Overall)
 Director of Baseball Operations: Joey Cuomo
 Director of Player Development: Drew Hefner
 Director of Pitching & Pitching Personnel: Christopher Reilly
 Strength & Conditioning Coach: Chandler Geller
 Athletic Trainer: Steven Rosier
 Equipment Manager: Michael Stokes

PRONUNCIATION GUIDE

Reese Bassinger	Bass-in-jur
Cole Fehrman	Fur-man
Jack Kartsonas	Kart-sohn-us
Grant Hussey	Huss-ee
Alex Marot	Rhymes with carrot
Jimmy Roesinger	Race-in-jur
Steve Sabins	Say-bins
Logan Sauve	Saw-vay
Maxx Yehl	Yale

ROSTER BREAKDOWN

By Class	
Freshmen	14
Redshirt Freshman	2
Sophomores	6
Juniors	12
Redshirt Junior	1
Seniors	6
Reshirt Senior	1
Graduate Students	1
By Position	
Catchers	2
Infielders	7
Outfielders	5
Utility	5
Right-Handed Pitchers	18
Left-Handed Pitchers	6
By State/Province	
Pennsylvania	9
West Virginia	7
Virginia	5
New Jersey, New York	4
Florida, Maryland, Ontario, South Carolina	2
Illinois, Iowa, Kentucky, Ohio, Rhode Island, Texas	1



THIS WEEK IN THE BIG 12...

NASHVILLE REGIONAL

No. 1 (1) Vanderbilt vs. No. 4 Wright State
No. 2 Louisville vs. No. 3 ETSU

AUSTIN REGIONAL

No. 1 (2) Texas vs. No. 4 Houston Christian
No. 2 UTSA vs. No. 3 Kansas State

FAYETTEVILLE REGIONAL

No. 1 (3) Arkansas vs. No. 4 North Dakota State
No. 2 Kansas vs. No. 3 Creighton

AUBURN REGIONAL

No. 1 (4) Auburn vs. No. 4 Central Connecticut
No. 2 NC State vs. No. 3 Stetson

CHAPEL HILL REGIONAL

No. 1 (5) North Carolina vs. No. 4 Holy Cross
No. 2 Oklahoma vs. No. 3 Nebraska

BATON ROUGE REGIONAL

No. 1 (6) LSU vs. No. 4 Little Rock
No. 2 Dallas Baptist vs. No. 3 Rhode Island

ATHENS REGIONAL

No. 1 (7) Georgia vs. No. 4 Binghamton
No. 2 Duke vs. No. 3 Oklahoma State

CORVALLIS REGIONAL

No. 1 (8) Oregon State vs. No. 4 St. Mary's
No. 2 TCU vs. No. 3 USC

TALLAHASSEE REGIONAL

No. 1 (9) Florida State vs. No. 4 Bethune-Cookman
No. 2 Northeastern vs. No. 3 Mississippi State

OXFORD REGIONAL

No. 1 (10) Ole Miss vs. No. 4 Murray State
No. 2 Georgia Tech vs. No. 3 Western Kentucky

CLEMSON REGIONAL

No. 1 (11) Clemson vs. No. 4 USC Upstate
No. 2 West Virginia vs. No. 3 Kentucky

EUGENE REGIONAL

No. 1 (12) Oregon vs. No. 4 Utah Valley
No. 2 Arizona vs. No. 3 Cal Poly

CONWAY REGIONAL

No. 1 (13) Coastal Carolina vs. No. 4 Fairfield
No. 2 Florida vs. No. 3 East Carolina

KNOXVILLE REGIONAL

No. 1 (14) Tennessee vs. No. 4 Miami (OH)
No. 2 Wake Forest vs. No. 3 Cincinnati

LOS ANGELES REGIONAL

No. 1 (15) UCLA vs. No. 4 Fresno State
No. 2 UC Irvine vs. No. 3 Arizona State

HATTIESBURG REGIONAL

No. 1 (16) Southern Miss vs. No. 4 Columbia
No. 2 Alabama vs. No. 3 Miami (FL)

2025 BIG 12 STANDINGS

Team	Big 12		Overall	
	Record	Pct.	Record	Pct
West Virginia	19-9	.679	41-14	.745
Kansas	20-10	.667	43-16	.729
TCU	19-11	.633	39-18	.684
Arizona	18-12	.600	39-18	.684
Arizona State	18-12	.600	35-22	.614
Kansas State	17-13	.567	31-24	.564
Oklahoma St.	15-12	.556	28-23	.549
Cincinnati	16-14	.533	32-24	.571
Texas Tech	13-17	.433	20-33	.377
Baylor	13-17	.433	33-22	.600
Houston	12-17	.414	30-25	.545
BYU	10-20	.333	28-27	.509
UCF	9-21	.300	29-26	.527
Utah	8-22	.267	21-29	.420

KEY TEAM NOTES

- Since debuting as a program in 1892, WVU has logged more than 2,300 wins, produced 29 Major League Baseball players, 27 All-Americans and one United States Olympian.
- The 2025 campaign marks the 134th year and 131st season of baseball at WVU. The Mountaineers are the third-oldest program in the Big 12.
- The Mountaineers are coming off an NCAA Super Regional appearance in 2024, the furthest the program has ever advanced in the NCAA Tournament.
- Kyle West and Sam White both return to the lineup after being named All-Big 12 Honorable Mention in 2024 and are joined by Logan Sauve who was named to the All-Big 12 Preseason Team.
- Sauve and White both hit over .300 in 2024 while West returns the most home runs after hitting 14. Senior Grant Hussey is back for the Mountaineers with 37 career home runs, the most in WVU history.
- WVU returns 22 players from last season's squad, including nine who started at least 25 games, and welcome 21 newcomers to the mix this season made up of 14 freshmen and seven transfers.

SABINS PROFILE

Steve Sabins is in his first season as the West Virginia Baseball head coach, the 20th in program history.

- Sabins spent nine years on staff at WVU, beginning as an assistant coach in 2016 before being elevated to associate head coach in 2022. He had also been the recruiting coordinator since 2018.
- Originally from Austin, Texas, Sabins played at Angelina College, Daytona State, Oklahoma State, and Embry-Riddle where he earned his bachelor's degree from in 2011.
- He began his coaching career in 2012 as a graduate assistant at Oklahoma State before serving as Player Development Coordinator in 2014 and a volunteer assistant in 2015.
- Sabins has been a key part to one of the best eras of WVU baseball as the Mountaineers have made four regional appearances, a super regional appearance, and won the Big 12 title in 2023.
- The Mountaineers have had eight straight top-40 recruiting classes, including the 21st-ranked class in 2018, the highest in program history.

HOMEGROWN TALENT

Seven West Virginia natives are featured on the 2025 roster, the second most of any state. Together, the group understands as well as anyone in the program about the honor and unique opportunity to represent the citizens of the Mountain State.

- The group includes senior first baseman Grant Hussey (Parkersburg), senior infielder Kyle West (Hedgesville), senior outfielder Jace Rinehart (Mannington), junior pitcher Ben McDougal (Bridgeport), freshman pitcher Bryant Yoak (Big Bend), freshman outfielder Maxwell Molessa (Pullman), and freshman pitcher Bryson Hoff (Charleston).

COUNTRY ROADS, TAKE ME HOME

Along with the squad's four in-state products, WVU is represented by 14 total states this season plus Canada.

- Pennsylvania leads the list with nine representatives, ahead of West Virginia (7), Virginia (5), New York (five), and New Jersey (4). WVU has two players from Florida, Maryland, South Carolina, and Ontario as well as one each from Illinois, Iowa, Kentucky, Ohio, Rhode Island, and Texas.

MOUNTAINEER BREAKDOWN

Take a look inside WVU's 40-man roster this spring:

- The roster is comprised of 12 freshmen, two redshirt freshmen, six sophomores, 11 juniors, one redshirt junior, six seniors, one redshirt senior and one graduate student.
- The group consists of two catchers, seven infielders, five outfielders, five utility players, 12 RHPs and four LHPs.
- The group of utility players is led by junior Sam White who will potentially see time in the field this season in the outfield, infield, and at catcher.

VETERAN ADDITIONS

West Virginia stocked up with veteran talent over the offseason, adding four players with prior Division I experience in addition to a standout junior college player and two Division II transfers

- Left-handed pitcher Ben McDougal (Potomac State) and infielder Chase Swain (Manhattan) transfer in as juniors. McDougal went 12-6 with a 4.56 ERA and 130 strikeouts in 92.2 innings over two seasons with the Catamounts while Swain was named first team All-MAAC after hitting .392 with five home runs and 15 stolen bases for the Jaspers.
- Outfielder Jace Rinehart (USC Upstate) and right-handed pitchers Reese Bassinger (Tarleton State) and Tyler Hutson (Southern Indiana) all enter as seniors. Rinehart, a native of Mannington, W.Va., hit .345 with 24 home runs in three seasons with the Spartans and was a two-time All-Big South second team member. Bassinger went 5-2 with 3.06 ERA in his lone season at Tarleton State while Hutson had 132 strikeouts in 132.2 innings with the Screaming Eagles over three years.
- Pitchers Griffin Kirm (Quincy) and Jack Kartsonas (Kent State) bring a combined nine years of college baseball experience to the Mountaineers. Kirm was named the GLVC Pitcher of the Year after going 8-1 with a 2.96 ERA while Kartsonas made 15 starts in 35 career appearances for Kent State.

BRING IT ON

Once again this season, the Mountaineers will endure several stiff tests in its non-conference slate, mixed in with the always competitive Big 12 Conference.

- WVU has five opponents on its schedule that played in the 2024 NCAA Tournament. That includes Arizona, James Madison, Kansas State, Oklahoma State, and UCF.
- In all, West Virginia will play 14 of its 56 games against NCAA Tournament teams, including nine away from home.



THE MAZEY EFFECT

Coach Randy Mazey completed his 12th and final season at the helm in Morgantown and put together a 372-274 mark with the Mountaineers.

- In 2024, Mazey was named ABCA East Region Coach of the year for the third time in his career with WVU after leading the Mountaineers to the NCAA Super Regionals.
- Mazey was named the Big 12 Coach of the Year in 2023, the second time in his career, after leading West Virginia to its third NCAA Tournament appearance in the last six full years.
- In 2019, he became the first coach in WVU history to be selected for the Big 12's yearly honor, while also winning ABCA East Region Coach of the Year, his second in three seasons and the fourth ever for a WVU coach.
- Mazey's Mountaineer teams have won at least 30 games in six different campaigns and have finished .500 or better in 10 of his 11 seasons at the helm.
- Mazey's 2023 club won 40 games, the most in his WVU tenure and tied for the most in school history along with the 1994 squad.
- In 19 seasons as a head coach, he went 558-434-2 in his career.

SPEED KILLS

Over the last seven seasons, few have been better on the basepaths than the Mountaineers. According to the numbers, WVU's aggressive baserunning has become a part of the program's DNA.

- From 2018-21, West Virginia swiped 309 bases, good for No. 1 in the Big 12 Conference in that time.
- Additionally, the squad ranked No. 14 nationally and No. 1 among "Power 5" teams in stolen bases from 2018-21.
- In 2022, the Mountaineers were as aggressive as ever on the basepaths, ranking No. 2 nationally in the category with 156, most in program history
- Last season, 15 players had at least one stolen base, led by Brodie Kresser with 13.

Mountaineer Stolen Bases (2018-present)

2025 --	105 (55 games) --	No. 47 nationally
2024 --	88 (60 games) --	No. 46 nationally
2023 --	128 (60 games) --	No. 11 nationally
2022 --	156 (55 games) --	No. 2 nationally
2021 --	77 (52 games) --	No. 32 nationally
2020 --	39 (16 games) --	No. 8 nationally
2019 --	98 (60 games) --	No. 25 nationally
2018 --	95 (56 games) --	No. 17 nationally

WAGENER FIELD AT KENDRICK FAMILY BALLPARK

Wagener Field at Kendrick Family Ballpark took on Rick and Jay Wagener's namesake on Aug. 30, 2021, following a major gift donation of \$1 million to the program. Rick Wagener was a standout pitcher at WVU from 1968-71.

- The donation will help with the maintenance and upkeep at Monongalia County Ballpark, as well as assist in the team's greatest needs.
- Rick Wagener, who is a 1971 graduate and first-ever freshman to play at the varsity level for the Mountaineers, serves as the managing partner and registered principal at Wagener-Lee, LLC, a financial and investment advisor located in Columbia, Maryland. His wife, Jay, also is a WVU grad.
- Wagener spent three seasons in the New York Mets organization from 1971-73, after being selected by the club in the second round of the 1971 January Secondary Draft.
- Prior to a game against Baylor April 9, 2022, the Mountaineers honored the Wageners with a field dedication ceremony.
- The stadium was rebranded as Kendrick Family Ballpark in 2024 after a generous donation by WVU alum and Arizona Diamondbacks principal owner Ken Kendrick and his family.

HOME, SWEET HOME

The 2025 season marks West Virginia's 11th at beautiful Kendrick Family Ballpark. With the help of Mountaineer Nation, the venue has become one of the greatest atmospheres in all of college baseball.

- WVU has tallied an impressive 158-74 mark at home since the ballpark opened in 2015. What's more, the club has never had a losing home record at the park and went 17-6 at the complex in 2024.
- The squad's 100th win at the stadium came in a 17-8 triumph over Marshall on April 6, 2022.
- The Mountaineers had a streak 22 consecutive midweek, home wins from May 16, 2017, to April 27, 2022. Still, WVU has won 47 of its last 50 midweek, home games in Morgantown.
- A record crowd of 4,629 packed the stands to watch the Backyard Brawl on April 2, 2025 as WVU defeated Pitt, 11-1.
- Kendrick Family Ballpark was named BaseballParks.com's Ballpark of the Year in 2015.

FIRST CLASS

WVU has brought in some of its best talent in program history over the past six seasons, resulting in top-40 signing classes from 2018-25, according to Perfect Game. Year in and year out, the Mountaineers draw the attention of the nation's top players.

WVU's Signing Class Rankings (2018-24)

2025 --	No. 35
2024 --	No. 39
2023 --	No. 35
2022 --	No. 34
2021 --	No. 31
2020 --	No. 35
2019 --	No. 26
2018 --	No. 25

WVU'S RECORD IN 2025 WHEN...

	Overall	Big 12
Home	17-7	9-6
Road	23-5	10-3
Neutral	1-2	0-0
Day Games (before 5 p.m.)	24-6	10-3
Night Games (after 5 p.m.)	17-8	9-6

vs. Top 25	0-0	0-0
Following Win	32-9	13-5
Following Loss	8-5	4-4

WVU Scores in the 1st	15-4	7-1
Opp. Scores in the 1st	13-7	6-3
WVU Scores First	25-5	12-3
Opponent Scores First	16-9	7-6

vs. Right-Handed Starter	30-12	16-7
vs. Left-Handed Starter	11-2	3-1

Not Hitting a Home Run	14-5	6-4
Hitting One Home Run	17-7	8-3
Hitting 2+ Home Runs	10-2	5-2

Extra Innings	1-1	0-1
Shutouts	3-2	1-2

Out-Hit Opponent	29-2	13-1
Get Out Hit by Opponent	8-10	5-8
Equal Number of Hits	4-2	1-0

One-Run Games	8-4	4-1
Two-Run Games	6-2	3-2
Five+ Run Games	21-5	9-4

Leading After 6	34-3	15-2
Trailing After 6	4-9	3-7
Tied After 6	3-2	1-0
Leading After 7	35-5	17-3
Trailing After 7	1-8	1-6
Tied After 7	3-1	0-0
Leading After 8	33-3	18-1
Trailing After 8	0-10	0-8
Tied After 8	2-1	0-0

Commit 0 Errors	14-3	6-2
Commit 1 Error	19-7	10-5
Commit 2+ Errors	8-4	3-2

Score 0-2 Runs	0-4	0-2
Score 3-5 Runs	13-5	5-5
Score 6-9 Runs	10-5	6-2
Score 10 or More Runs	18-0	8-0
Allow 0-2 Runs	16-0	5-0
Allow 3-5 Runs	17-2	6-1
Allow 6-9 Runs	6-6	3-5
Allow 10 or More Runs	2-6	2-3

February	9-0	0-0
March	13-4	4-3
April	15-2	12-0
May	4-8	3-6

Monday	2-0	0-0
Tuesday	5-2	0-0
Wednesday	3-1	0-0
Thursday	2-2	1-2
Friday	8-4	5-3
Saturday	13-3	9-2
Sunday	8-2	4-2



SERIES HISTORY VS.

Clemson	Clemson leads, 11-2
Kentucky	Kentucky leads, 12-2
USC Upstate	Never Played

2024 NCAA TOURNAMENT GAMES

at North Carolina*	L, 2-1
at North Carolina*	L, 8-6
vs. Grand Canyon&	W, 10-6
vs. Grand Canyon&	W, 5-2
vs. Dallas Baptist&	W, 4-1

* - Chapel Hill Super Regional & - Tucson Regional

STATISTICAL COMPARISON

(2025 NCAA/Conference Rankings in parentheses)



Record (Conf.)	41-14 (19-9)
Home	17-7
Road (Neutral)	23-5 (1-2)
Win-Loss Pct.	.745

HITTING STATISTICS

Batting Average	.298 (55/4)
Hits	565 (58/5)
Runs	430 (62/3)
Runs Per Game	7.8 (54/3)
Doubles	115 (53/6)
Triples	11 (135/9)
Home Runs	54 (163/11)
On Base Pct.	.396 (94/4)
Slugging Pct.	.456 (113/11)
Walks	255 (140/8)
Stolen Bases	105 (47/3)
Sacrifice Bunts	22 (145/7)
Sacrifice Flies	33 (20/3)
Hit by Pitch	73 (147/5)

PITCHING STATISTICS

ERA	4.28 (21/2)
K-to-BB Ratio	2.16 (69/9)
K per 9 Inn.	9.4 (43/5)
BB per 9 Inn.	4.33 (96/9)
Hits per 9 Inn.	7.99 (20/1)
WHIP	1.37 (38/4)
Shutouts	3 (61/5)

FIELDING STATISTICS

Fielding Pct.	.972 (104/9)
Double Plays	46 (29/4)
Triple Plays	n/a

(As of 5/27/25)

CLEMSON REGIONAL PREVIEW

- Clemson enters as the No. 11 national seed and is 44-16 on the season.
- Kentucky is the No. 3 seed in the region and is 29-24 this year.
- USC Upstate is 36-23 this season and is the No. 4 seed.
- The Spartans are the top hitting team in the regional with a .319 batting average while the Mountaineers have the lowest staff ERA at 4.14
- Clemson, WVU, and Kentucky all made Super Regionals in 2024. No other 2025 regional even has two teams that made supers last year.

RECORD VS. 2025 OPPONENTS

Here's how the Mountaineers have stacked up against their 2025 opponents over the years entering this season:

Name	Last Played	Record
Jacksonville	2020	5-4
Lipscomb	n/a	n/a
Ohio	2009	46-35
Queens (N.C.)	n/a	n/a
Kennesaw State	2021	2-1
Towson	2019	4-3-1
Oklahoma State	2024	16-26
James Madison	2014	6-18-1
Arizona	2023	2-1
Marshall	2024	56-26
BYU	2024	2-1
Ohio State	2024	12-19
Pitt	2024	119-91
Utah	n/a	n/a
Penn State	2024	46-72
Houston	n/a	n/a
Cincinnati	2024	19-19
UCF	2024	3-1
Texas Tech	2024	18-22
Kansas State	2024	20-15
Kansas	2024	22-14

D1 BASEBALL POSITION RANKINGS

Multiple Mountaineers earned spots on D1Baseball's Preseason/Week 6/Week 12 Position Rankings

Logan Sauve
Catcher - 9/15/12

Sam White
Second Base - 15/NR/30

Chase Swain
Third Base - 30/NR/NR

Brodie Kresser
Shortstop - 35/26/NR

Skylar King
Outfielder - NR/69/47

Chase Meyer
Starting Pitcher - 35/NR/NR
Relief Pitcher - NR/22/11

Robby Porco
Relief Pitcher - #70/NR/NR

Reese Bassinger
Relief Pitcher - NR/51/91

Carson Estridge
Relief Pitcher - NR/94

Jack Kartsonas
Relief Pitcher - NR/NR/53

VAN KEMPEN NAMED PRESEASON ALL-AMERICAN

Junior pitcher Gavin Van Kempen was named to the NCBWA Preseason All-America Third Team. As a sophomore, he went 7-1 with a 3.14 ERA and 35 strikeouts in 28.2 innings pitched.

IN THE POLLS

Date	D1	BA	PG	USA	NCBWA	A
Pre	NR	NR	21	RV	29	NR
2/17	NR	NR	21	n/a	25	NR
2/24	NR	NR	21	RV	22	NR
3/3	NR	NR	16	24	22	NR
3/10	NR	NR	13	24	21	NR
3/17	NR	25	13	24	20	NR
3/24	NR	NR	16	NR	23	NR
3/31	NR	NR	11	25	23	NR
4/7	NR	NR	11	23	20	NR
4/14	24	22	11	20	18	23
4/21	17	14	9	14	10	18
4/28	16	8	4	13	10	18
5/5	12	9	7	13	13	18
5/12	16	19	14	17	14	24
5/19	NR	NR	23	23	17	NR
5/26	NR	n/a	n/a	24	23	n/a

D1 = D1Baseball | BA = Baseball America | PG = Perfect Game | USA = USA Today Coaches | NCBWA

MOUNTAINEER BIG 12 HONORS

Take a look at all the accolades and acknowledgements gathered by members of the WVU baseball team during the 2025 season:

Logan Sauve
All-Big 12 First Team

Griffin Kirm
All-Big 12 First Team

Jack Kartsonas
All-Big 12 Second Team

Kyle West
All-Big 12 Second Team

Gavin Kelly
All-Big 12 Freshman Team

Sam White
All-Big 12 Honorable Mention

Reese Bassinger
All-Big 12 Honorable Mention

Chase Meyer
All-Big 12 Honorable Mention

Jace Rinehart
All-Big 12 Honorable Mention

JJ WETHERHOLT - THE MAN FROM MARS

JJ Wetherholt made history when he was drafted seventh overall by the St. Louis Cardinals in the 2024 MLB Draft, the highest selection in program history. The Mars, Pennsylvania native left his mark on the WVU program as eight-time All-American, an Academic All-American, and 2023 Big 12 Player of the Year. In three years with the Mountaineers, he hit .370 with 29 home runs, 129 RBI, 148 runs scored, 49 doubles, and 57 stolen bases.

CLEMSON CONNECTION

The Mountaineers have a couple of connections to Clemson as catcher Logan Sauve's dad, Jeff, played for the Tiger football and baseball teams in the early 90s. Former head coach Randy Mazey also played for Clemson from 1985-88 and was an assistant coach from 1990-93. The Sauves were the only father-son tandem that Mazey coached in his career.



BIG 12'S BEST

Check out where the Mountaineers rank among the best of the Big 12 Conference in each category in 2025.

Category	Name	Rank - Value
Base on Balls	Kyle West	5 - 43
Complete Games	Griffin Kirn	1 - 1
Doubles	Jace Rinehart	2 - 20
ERA	Jack Kartsonas	5 - 2.90
	Griffin Kirn	6 - 3.32
Games Started	Griffin Kirn	1 - 15
Hits/9	Reese Bassinger	6 - 7.60
On-Base Percentage	Kyle West	3 - .500
Pitching Appearances	Reese Bassinger	4 - 26
Sacrifice Flies	Brodie Kresser	1 - 7
	Sam White	2 - 6
	Gavin Kelly	6 - 5
Saves	Reese Bassinger	6 - 5
	Carson Estridge	6 - 5
Strikeout/BB	Jack Kartsonas	4 - 4.60
	Reese Bassinger	6 - 3.80
Strikeouts	Griffin Kirn	5 - 92
Toughest to Strikeout	Sam White	4 - 8.9
Triples	Chase Swain	9 - 3
Victories	Chase Meyer	2 - 8
	Reese Bassinger	9 - 6
	Jack Kartsonas	9 - 6
WHIP	Reese Bassinger	3 - 1.02
	Jack Kartsonas	7 - 1.19
	Griffin Kirn	9 - 1.21
BB/9	Reese Bassinger	3 - 1.62
	Jack Kartsonas	8 - 2.29

SHORT-CHANGED

West Virginia was placed fourth in the Preseason Big 12 Poll, which was voted on by the conference's 14 head coaches. However, WVU finished above its preseason ranking for the eighth time in the last 11 complete seasons inside the league.

Year	Preseason Big 12 Rank	Final Big 12 Rank
2013	9th	4th
2014	7th	6th
2016	6th	4th
2017	5th	4th
2019	6th	4th
2022	8th	6th
2023	6th	1st
2024	6th	4th

IN THE DRAFT

Since its first two selections in 1965, the West Virginia University baseball team has seen 107 players taken in the MLB Draft, including 39 in the Randy Mazey era (2013-2024).

- WVU had at least two players drafted in 11 of the last 12 seasons, including five in 2024.
- The squad's 2024 draftees were: INF JJ Wetherholt (1st round, 7th pick, STL), RHP David Hagaman (4th round, 133rd pick, TEX), RHP Aidan Major (5th round, 146, CLE), LHP Derek Clark (9th round, 262nd pick, LAA), and LHP Tyler Switalski (16th round, 478th pick, SFG).
- In all, the Mountaineers have had 14 players taken in the first five rounds of MLB Drafts over the years. Three of them were first rounders - JJ Wetherholt (2024, 7th overall, St. Louis), Alek Manoah (2019, 11th overall, Toronto) and Chris Enochs (1997, 11th overall, Oakland).

BEST START IN 61 YEARS

West Virginia's 13-0 start was the best opening to a season for the Mountaineers since 1964. It was just the fourth time in program history that WVU has started with at least 13 straight wins, the other years being 1964 (18), 1963 (14), and 1908 (15).

KIRN NAMED BIG 12 PITCHER OF THE WEEK

Redshirt senior Griffin Kirn earned Big 12 Co-Pitcher of the Week honors on after tossing 8.0 innings against Queens (N.C.) on Feb. 28. He struck out 10 while walking none and allowing just one unearned run.

WHITE HOT

Junior Sam White had a 15-game hitting streak from Feb. 22 to March 18. He is hitting .456 during the streak with two home runs, seven doubles, and 18 RBI. A weird quirk happened in the midst of his streak as he went 0-0 with three walks against Towson, but according to the rules, it did not terminate the streak.

THE LAST TIME...

A Mountaineer Hitter Had:

Seven At-Bats	8, Skylar King and Gavin Kelly, vs. Arizona (3/21/25)
Six Hits	Vince Belnome, Cincinnati, 5/10/09
Five Hits	Logan Sauve, at Kansas, 4/7/24
Four Hits	Kyle West, vs. Kansas, 5/16/25
Five Runs	Grant Buckner, Notre Dame, 5/8/10
Four Runs	Jace Rinehart, at Kansas State, 5/11/25
Three Doubles	Grant Hussey, at BYU, 3/29/25
Two Triples	Victor Scott II, at Jacksonville, 2/15/20
Grand Slam	Kyle West, at Kansas State, 5/10/25
Hit For the Cycle	Caleb McNeely, at Kansas State, 3/31/23
10 RBIs	Grant Buckner, Notre Dame, 5/8/10
Nine RBIs	Vince Belnome, Cincinnati, 5/10/09
Eight RBIs	Kevin Brophy, vs. Illinois, 2/24/18
Seven RBIs	Victor Scott II, Canisius, 3/1/22
Six RBIs	Jace Rinehart, at BYU, 3/29/25
10+ Total Bases	Reed Chumley, vs. Marshall, 3/20/24
Four Walks	Reed Chumley, vs. Baylor, 4/28/24
Three Walks	Kyle West, vs. Utah, 4/5/25
Four Strikeouts	Armani Guzman & Gavin Kelly, vs. Arizona, 3/21/25
Stole Home	Chase Swain, at Marshall, 4/15/25
Five Stolen Bases	Babe Barna, at St. Vincent, 5/22/37
Four Stolen Bases	Victor Scott II, Oklahoma State, 4/16/24
Three Stolen Bases	Skylar King, at Charlotte, 2/25/24
Three Home Runs	Kevin Brophy, vs. Illinois, 2/24/18
Two Home Runs	Logan Sauve, at Houston, 4/13/25
Inside-The-Park Home Run	Nathan Blasick, Oklahoma, 5/7/21
Walk-Off Home Run	Reed Chumley, vs. No. 17 UCF, 4/14/24
Walk-Off Hit	Reed Chumley, vs. No. 17 UCF, 4/14/24
Pinch-Hit Home Run	Ellis Garcia, vs. Kansas, 5/16/25
HR in Both Games of DH	Grant Hussey, at UNC Greensboro, 3/18/23

A Mountaineer Pitcher Had:

No-Hitter	T. Strechay, D. Meadows, S. Gonzalez, J. Watters, Kent State, 3/4/20
Solo No-Hitter (7 innings)	Josh Whitlock, Coppin State, 4/3/07
Solo No-Hitter (9 innings)	Billy Biggs, Buffalo, 3/8/02
Solo One-Hitter	Nick Snyder, Marshall, 4/30/19
One-Hitter	G. Siegel, R. Porco, K. Allen, N. Short, C. Reed, at UNGC, 3/19/23
Complete Game	Derek Clark, vs. No. 25 Dallas Baptist, 5/31/24
9-Inning Complete Game	Derek Clark, vs. No. 25 Dallas Baptist, 5/31/24
15+ Strikeouts	15, Jacob Watters, Texas, 5/7/22
10+ Strikeouts	10, Griffin Kirn, Kansas, 5/15/25

A WVU Team:

Scored 30+ Runs	30, New Jersey Tech, 3/8/09
Scored 25+ Runs	28, at UNC Greensboro, 3/18/23
Scored 20+ Runs	20, at BYU, 3/28/25
Had 30+ Hits	32, New Jersey Tech, 3/8/09
Had 25+ Hits	29, at Coastal Carolina, 2/25/17
Had 20+ Hits	20, at BYU, 3/29/25
Had 10+ Doubles	14, Coppin State, 4/21/98
Had 5+ Doubles	5, Texas Tech, 5/4/25
Had 3+ Triples	3, at Nicholls, 3/2/17
Had Seven Home Runs	Duquesne, 5/7/97
Had Six Home Runs	vs. Penn State, 5/8/24
Had Five Home Runs	6, vs. Penn State, 5/8/24
Hit Back-to-Back Home Runs	Kyle West and Jace Rinehart, Utah, 4/4/25
Hit Back-to-Back-Back Home Runs	4, at Kansas, 4/7/24
Hit Four Straight Home Runs	at Kansas, 4/7/24
Had 10+ Walks	11, at Pitt, 5/6/25
Stole 10+ Bases	10, vs. Pitt, 4/20/22
Stole 5+ Bases	at UCF, 4/25/25
Had Two or Fewer Hits	2, vs. Kansas, 5/17/25
Was No-Hit (7 innings)	at Marietta, L 1-3, 3/20/82
Was No-Hit (9 innings)	at No. 17 Oklahoma, 3/22/24
Struck Out 15+ Batters	17, Utah, 4/4/25
Walked 10+ Batters	11, vs. Kansas State, 5/22/24
Had a Shut Out	vs. Texas Tech, W 5-0, 5/4/25
Was Shut Out - Overall	vs. Kansas, L 0-7, 5/17/25
Was Shut Out - At Home	vs. Kansas, L 0-7, 5/17/25
Was Shut Out - On the Road	at No. 17 Oklahoma, 3/22/24
Had 50+ At-Bats	59, Arizona, 3/21/25
Had 20+ RBIs	21, 55, at UNC Greensboro, 3/18/23
Had 50+ Total Bases	51, at Coastal Carolina, 2/25/17
Had 30+ Total Bases	36, at BYU, 3/29/25

The Mountaineers:

Beat a Top-5 Team	vs. #3 Oklahoma State, 5-2, 4/16/22
Beat a Top-10 Team	at #8 Texas Tech, 15-4, 4/24/22
Beat a Top-10 Team on the Road	at #8 Texas Tech, 15-4, 4/24/22
Beat a Top-25 Team	vs. No. 25 Dallas Baptist, 4-1, 5/31/24
Won Home Series vs. Top-10 Team	#3 TCU, 2-1, 4/14-16/17
Won Series at Top-10 Team	at #10 TCU, 2-1, 4/1-3/22
Won Home Series vs. Top-25 Team	vs. No. 17 UCF, 4/12-14/24
Won Series at Top-25 Team	at #17 Oklahoma, 2-1, 3/22-23/24
Swept a Big 12 Opponent	at UCF, 4/25-27/25
Swept by a Big 12 Opponent	vs. Kansas, 5/15-17/25



BROKEN NOSE, NO PROBLEM >>>

After suffering a broken nose against Kennesaw State, senior Brodie Kresser came back the next day against the Owls, going 3-for-5 with a home run, four RBI, three runs, and two stolen bases.

RUN-RULE SLAM

Sophomore Spencer Barnett hit two home runs against Towson, including a game-ending grand slam in the eighth inning of a 16-5 run-rule victory.

XXXXXXXXXXXXXXXXXXXX

The Mountaineer pitching staff struck out 19 Oklahoma State Cowboys on March 16, the most by WVU since 1965. It matches the fourth-most in program history.

MEYER EARNS BIG 12 HONORS

Sophomore Chase Meyer was named the Big 12 Pitcher of the Week on March 17 after going 2-0 with 12 strikeouts in 5.2 scoreless and hitless innings. The highlight of his week was him striking out nine in 3.2 innings against Oklahoma State.

WILDFIRES AFFECT OSU SERIES

Due to wildfires in Stillwater and across Oklahoma, the series between the Mountaineers and Cowboys was trimmed to just one game, which the Mountaineers won, 8-6.

RECENT HISTORY WITH ARIZONA

The Mountaineers played the Wildcats for the first time in 2023 in Tucson with WVU winning two of three. That series was the coming out party for at-the-time sophomore JJ Wetherholt as he hit .500 with two home runs and five stolen bases, including a game-winning steal of home in the 11th inning of the opener. The Mountaineers also went out to Tucson in 2024 for the NCAA Regional as they went 3-0 with wins over Grand Canyon (2x) and Dallas Baptist while not having to face the host Wildcats.

CAREER MILESTONES

A pair of Mountaineers who transferred in from Division II have reached major milestones. Griffin Kirn collected his 300th strikeout against Utah while Kyle West hit his 50th collegiate home run against Texas Tech.

MARATHON GAME

Arizona took the first game of the series against the Mountaineers, 6-4, in program history. It was the longest home game and second-longest game in WVU history. At the time, it matched the longest game of the season this season in Division I alongside a game between St. John's and Maine on March 14.

NEW INDOOR FACILITY OPENS >>>

The new Baseball Biomechanics and Performance Center officially opened on March 21. The 8,200-square-foot, state-of-the-art facility, outfitted with cutting-edge performance technology will enhance player evaluation and training capabilities but also serves as an innovation hub for students and faculty in the WVU School of Sport Sciences.

RUNS FOR EVERYBODY

The 80 combined runs in the three-game series at BYU is the most in a Big 12 series this season, surpassing the 63 runs scored between Arizona and TCU on March 14-16.



GUZMAN IS NO. 1

Sophomore outfielder was the No. 1 play on Sportscenter after robbing a home run against Ohio State and firing back to first for a double play.

NOT MUCH OF A BRAWL

The Mountaineers have won eight straight games against Pitt dating back to 2022. That includes four games in Morgantown, one at Cost Field and three at PNC Park.

ATTENDANCE RECORD

A record 4,629 fans came out to Kendrick Family Ballpark on April 2 to watch the Mountaineers defeat Pitt, 11-1. It broke the previous record of 4,614 set in 2024, also against Pitt.

KIRN STRIKES OUT 14

Redshirt Griffin Kirn struck out 14 Utah batters in the series opener, the most for a Mountaineer pitcher since Jacob Watters struck out 15 against Texas in 2022.

SAUVE TAKES HOME BIG 12 HONORS

Junior catcher Logan Sauve was named the Big 12 Player of the Week on April 14. Despite playing just two games due to injury/illness, he still managed to hit .556 (5-for-9) with two home runs and four RBI.

SWAIN STEALS VICTORY

Redshirt junior Chase Swain stole home in the ninth inning against Marshall on April 15 to lead the Mountaineers to a 5-4 victory over the Thundering Herd in Huntington.

SWEEP CITY

The Mountaineers earned their third consecutive Big 12 series sweep against Cincinnati. It is the first time that the Mountaineers have ever had three straight conference sweeps in the Big 12 era.

WATCH LISTS GALORE

Brodie Kresser was named to the Brooks Wallace Award watch list, honoring the nation's top shortstop while Logan Sauve was named to the Buster Posey Award watch list, which honors the nation's top catcher. Reese Bassinger and Chase Meyer were also named to the NCBWA Stopper of the Year watch list.

ONE HIT IS ALL WE NEED

In the series opener at UCF, the Mountaineers defeated the Knights, 4-1, despite tallying just one hit. WVU was hit six times and drew four walks as three sacrifice flies and a groundout brought in all four runs.

PITCHER'S BEST FRIEND

In the series opener against Kansas State, the Mountaineers turned five double plays, matching a program record set in 2019 against Oregon State.

BIG 12 CHAMPIONS

The Mountaineers clinched their first outright Big 12 title in program history and second overall. It is the 21st overall conference championship and 16th regular season title.

REGIONAL HISTORY

For the first time since 1961-64, the Mountaineers have made three consecutive regional appearances. WVU will be looking for its second straight regional title after winning the Tucson Regional as the No. 3 seed in 2024.





22 STEVE SABINS HEAD COACH

Personal

Hometown	Austin, Texas
Alma Mater	Embry-Riddle, 2011 (B.S.) Oklahoma State, 2013 (M.S.)
Family	wife, Tabitha; daughter, Charlie; son, Tucker

Playing Experience

2007	Angelina College (NJCAA)
2008	Daytona State College (NJCAA)
2009	Oklahoma State (NCAA)
2010-11	Embry-Riddle (NAIA)

Playing Honors

2011	Sun Conference Player of the Year NAIA All-American
------	--

Postseason Experience

at Oklahoma State	
2009	NCAA Regional
2013	NCAA Regional
2014	NCAA Regional
2014	NCAA Super Regional
2015	NCAA Regional

at West Virginia

2017	NCAA Regional
2019	NCAA Regional
2023	NCAA Regional
2024	NCAA Regional
2024	NCAA Super Regional

Coaching Record

Year	School	Pos.	W-L	NCAA
2012	Oklahoma State	GA	32-25	
2013	Oklahoma State	GA	41-19	Regional
2014	Oklahoma State	DC	48-18	S. Regional
2015	Oklahoma State	VAC	38-20	Regional
2016	West Virginia	AC	36-22	
2017	West Virginia	AC	36-26	Regional
2018	West Virginia	AC	29-27	
2019	West Virginia	AC	38-22	Regional
2020	West Virginia	AC	11-5	COVID-19
2021	West Virginia	AC	25-27	
2022	West Virginia	AC	33-22	
2023	West Virginia	AC	40-20	Regional
2024	West Virginia	AC	36-24	S. Regional
2025	West Virginia	HC	41-14	

Total Years – Coaching	14th
Total Years – Head Coach	1st
NCAA Tournaments	7
Head Coaching Record	41-14





2025 RESULTS SUMMARY

Date	Opponent	Score	Inns	Overall	Big 12	Pitcher of record	Attend	Time
Feb 14, 2025	at Jacksonville	w 4-2	9	1-0-0	0-0-0	Kirn, G. (W 1-0)	638	8:45
Feb 15, 2025	at Jacksonville-1	w 10-3	9	2-0-0	0-0-0	Estridge, C. (W 1-0)	755	2:58
Feb 15, 2025	at Jacksonville-2	w 3-2	7	3-0-0	0-0-0	Van Kempen (W 1-0)	729	2:25
Feb 22, 2025	at Lipscomb University	w 5-4	9	4-0-0	0-0-0	Kartsonas, J (W 1-0)	237	2:52
Feb 23, 2025	at Lipscomb University-1	w 5-0	9	5-0-0	0-0-0	Meyer, C. (W 1-0)	324	2:53
Feb 23, 2025	at Lipscomb University-2	w 4-2	9	6-0-0	0-0-0	Estridge, C. (W 2-0)	324	2:45
Feb 24, 2025	at Lipscomb University	w 5-4	(10)	7-0-0	0-0-0	Bassinger, R (W 1-0)	113	3:01
Feb 26, 2025	OHIO	w 8-4	9	8-0-0	0-0-0	Lyman, L. (W 1-0)	2505	2:52
Feb 28, 2025	at Queens	w 7-1	9	9-0-0	0-0-0	Kirn, G. (W 2-0)	1049	3:03
Mar 01, 2025	at Queens	w 11-7	9	10-0-0	0-0-0	Meyer, C. (W 2-0)	1670	3:20
Mar 02, 2025	at Queens	w 11-1	9	11-0-0	0-0-0	Van Kempen (W 2-0)	269	3:12
Mar 03, 2025	at Queens	w 17-3	7	12-0-0	0-0-0	Hagen, D. (W 1-0)	172	2:34
Mar 07, 2025	KENNESAW STATE	w 16-2	9	13-0-0	0-0-0	Kirn, G. (W 3-0)	2411	3:10
Mar 08, 2025	KENNESAW STATE	L 9-13	9	13-1-0	0-0-0	Kartsonas, J (L 1-1)	2544	3:12
Mar 09, 2025	KENNESAW STATE	w 14-7	9	14-1-0	0-0-0	Hutson, T. (W 1-0)	2594	3:30
Mar 11, 2025	TOWSON	w 16-5	8	15-1-0	0-0-0	Meyer, C. (W 3-0)	2469	2:27
* Mar 16, 2025	at Oklahoma State	w 8-6	9	16-1-0	1-0-0	Meyer, C. (W 4-0)	4550	3:35
Mar 18, 2025	JAMES MADISON	w 11-1	8	17-1-0	1-0-0	Stiffler, M. (W 1-0)	2484	3:01
Mar 19, 2025	JAMES MADISON	w 3-1	9	18-1-0	1-0-0	Hagen, D. (W 2-0)	2664	2:43
* Mar 21, 2025	ARIZONA	L 4-6	(16)	18-2-0	1-1-0	Meyer, C. (L 4-1)	2823	5:34
* Mar 22, 2025	ARIZONA	w 11-3	9	19-2-0	2-1-0	Bassinger, R (W 2-0)	2724	2:54
* Mar 23, 2025	ARIZONA	L 4-11	9	19-3-0	2-2-0	Hutson, T. (L 1-1)	2812	3:16
Mar 25, 2025	MARSHALL	w 7-0	9	20-3-0	2-2-0	Hutson, T. (W 2-1)	3244	2:48
* Mar 27, 2025	at BYU Cougars	L 5-14	9	20-4-0	2-3-0	Lyman, L. (L 1-1)	1715	3:25
* Mar 28, 2025	at BYU Cougars	w 20-6	9	21-4-0	3-3-0	Meyer, C. (W 5-1)	1946	3:47
* Mar 29, 2025	at BYU Cougars	w 19-16	9	22-4-0	4-3-0	Stiffler, M. (W 2-0)	1898	4:14
Apr 01, 2025	at Ohio State	w 9-6	9	23-4-0	4-3-0	Fehrman, C. (W 1-0)	1422	3:35
Apr 02, 2025	PITTSBURGH	w 11-1	8	24-4-0	4-3-0	Hudson, B. (W 1-0)	4629	3:21
* Apr 04, 2025	UTAH	w 6-3	9	25-4-0	5-3-0	Meyer, C. (W 5-1)	2763	2:44
* Apr 05, 2025	UTAH-1	w 6-4	9	26-4-0	6-3-0	Bassinger, R (W 3-0)	3417	2:35
* Apr 05, 2025	UTAH-2	w 14-4	8	27-4-0	7-3-0	Kartsonas, J (W 2-1)	3417	3:20
* Apr 11, 2025	at Houston	w 9-2	9	28-4-0	8-3-0	Kirn, G. (W 4-0)	1074	3:08
* Apr 12, 2025	at Houston	w 9-8	9	29-4-0	9-3-0	Hudson, B. (W 2-0)	1386	3:32
* Apr 13, 2025	at Houston	w 11-4	9	30-4-0	10-3-0	Kartsonas, J (W 3-1)	1259	3:41
Apr 15, 2025	at Marshall	w 5-4	9	31-4-0	10-3-0	Estridge, C. (L 3-0)	2620	2:40
* Apr 17, 2025	CINCINNATI	w 3-2	9	32-4-0	11-3-0	Meyer, C. (W 7-1)	3370	2:56
* Apr 18, 2025	CINCINNATI	w 6-4	9	33-4-0	12-3-0	Bassinger, R (W 4-0)	4289	3:14
* Apr 19, 2025	CINCINNATI	w 10-5	9	34-4-0	13-3-0	Kartsonas, J (W 4-1)	3776	3:12
Apr 22, 2025	at Penn State	L 2-3	9	34-5-0	13-3-0	Hudson, B. (L 2-1)	6106	2:42
* Apr 25, 2025	at UCF	w 4-1	9	35-5-0	14-3-0	Bassinger, R (W 5-0)	1965	3:20
* Apr 26, 2025	at UCF	w 15-10	9	36-5-0	15-3-0	Meyer, C. (W 8-1)	2245	4:43
* Apr 27, 2025	at UCF	w 4-3	9	37-5-0	16-3-0	Kartsonas, J (W 5-1)	1853	2:48
Apr 30, 2025	vs Marshall	L 6-7	9	37-6-0	16-3-0	Meyer, C. (L 8-2)	9639	3:03
* May 03, 2025	TEXAS TECH-1	L 4-6	9	37-7-0	16-4-0	Kirn, G. (L 4-1)	3848	4:14
* May 03, 2025	TEXAS TECH-2	w 3-2	9	38-7-0	17-4-0	Bassinger, R (W 6-0)	3848	2:49
* May 04, 2025	TEXAS TECH	w 5-0	9	39-7-0	18-4-0	Kartsonas, J (W 6-1)	3384	2:45
May 06, 2025	at PITTSBURGH	L 9-10	9	39-8-0	18-4-0	Stiffler, M. (L 2-1)	769	3:51
* May 09, 2025	at Kansas State	L 7-8	9	39-9-0	18-5-0	Estridge, C. (L 3-1)	2344	2:40
* May 10, 2025	at Kansas State	w 10-3	9	40-9-0	19-5-0	McDougal, B. (W 1-0)	2344	3:04
* May 11, 2025	at Kansas State	L 9-14	9	40-10-0	19-6-0	Bassinger, R (L 6-1)	2344	3:07
* May 15, 2025	KANSAS	L 0-3	9	40-11-0	19-7-0	Kirn, G. (L 4-2)	3716	2:45
* May 16, 2025	KANSAS	L 5-8	9	40-12-0	19-8-0	McDougal, B. (L 1-1)	4084	3:12
* May 17, 2025	KANSAS	L 0-7	9	40-13-0	19-9-0	Kartsonas, J (L 6-2)	4062	2:59
May 22, 2025	vs Cincinnati	w 10-3	9	41-13-0	19-9-0	Kirn, G. (W 5-2)	0	3:08
May 23, 2025	vs Arizona	L 1-12	9	41-14-0	19-9-0	Kartsonas, J (L 6-3)	0	3:24

* = Conference game
 () extra inning game



2025 TEAM BATTING GAME-BY-GAME

Date	Opponent	ab	r	h	rbi	2b	3b	hr	tb	bb	ibb	sb	cs	hbp	sac	sf	qdp	k	po	a	e	lob	avg
Feb 14	at Jacksonville	34	4	9	4	0	0	0	9	4	0	4	1	0	1	1	0	6	27	6	0	9	.265
Feb 15	at Jacksonville	39	10	16	10	4	1	0	22	3	1	3	1	0	0	1	1	7	27	8	3	6	.342
Feb 15	at Jacksonville	22	3	2	3	0	0	1	5	3	0	0	1	1	0	0	0	9	21	6	2	2	.284
Feb 22	at Lipscomb University	35	5	14	4	1	0	0	15	3	0	1	1	0	2	1	0	8	27	13	0	9	.315
Feb 23	at Lipscomb University	34	5	9	5	1	1	2	18	5	0	1	2	0	0	0	0	6	27	9	0	7	.305
Feb 23	at Lipscomb University	31	4	6	3	1	0	1	10	5	0	3	1	0	1	0	0	9	27	10	0	6	.287
Feb 24	at Lipscomb University	36	5	6	3	1	0	1	10	3	0	1	0	1	0	1	1	3	30	9	1	6	.268
Feb 26	OHIO	33	8	13	8	5	0	1	21	2	0	1	1	2	0	1	2	5	27	6	1	6	.284
Feb 28	at Queens	35	7	12	6	2	0	0	14	4	0	6	2	3	0	1	0	7	27	10	1	9	.291
Mar 01	at Queens	37	11	13	8	2	0	1	18	8	1	1	0	3	1	0	0	1	27	14	1	11	.298
Mar 02	at Queens	33	11	9	11	1	0	2	16	9	0	1	1	2	1	2	0	5	27	8	2	9	.295
Mar 03	at Queens	39	17	19	16	3	0	2	28	5	0	3	0	1	0	0	1	5	21	8	1	7	.314
Mar 07	KENNESAW STATE	40	16	18	16	5	0	1	26	3	0	3	0	1	1	2	0	4	27	5	1	7	.326
Mar 08	KENNESAW STATE	34	9	9	9	3	0	1	15	3	0	3	0	1	0	2	1	6	27	9	3	4	.322
Mar 09	KENNESAW STATE	38	14	15	13	5	1	2	28	7	1	5	0	0	1	1	0	5	27	9	3	9	.327
Mar 11	TOWSON	31	16	10	14	2	0	2	18	10	0	6	0	4	0	1	1	6	24	6	1	9	.327
*Mar 16	at Oklahoma State	35	8	12	8	0	0	3	21	4	0	0	1	2	1	1	1	9	27	3	0	8	.328
Mar 18	JAMES MADISON	30	11	9	10	0	0	1	12	11	1	5	0	5	0	1	0	8	24	8	0	14	.326
Mar 19	JAMES MADISON	27	3	6	1	1	0	0	7	2	0	5	1	1	0	1	1	3	27	9	0	4	.322
*Mar 21	ARIZONA	58	4	10	4	1	0	0	11	10	1	3	0	2	0	0	1	29	48	15	3	18	.310
*Mar 22	ARIZONA	37	11	14	11	5	0	1	22	4	0	6	0	1	0	0	1	5	27	4	0	7	.313
*Mar 23	ARIZONA	35	4	9	4	1	0	1	13	5	0	1	0	0	0	0	0	4	27	10	1	9	.310
Mar 25	MARSHALL	30	7	8	6	1	0	1	12	7	0	5	0	2	1	1	0	2	27	6	1	10	.309
*Mar 27	at BYU Cougars	32	5	8	5	4	0	0	12	6	0	1	1	3	0	0	0	9	24	9	2	9	.307
*Mar 28	at BYU Cougars	45	20	19	20	3	1	1	27	8	0	0	0	5	0	0	0	5	27	10	1	11	.312
*Mar 29	at BYU Cougars	46	19	20	19	7	0	3	36	5	0	3	0	1	0	0	0	7	27	12	3	6	.319
Apr 01	at Ohio State	35	9	10	7	2	0	0	12	9	0	2	0	0	0	1	0	11	27	11	3	9	.317
Apr 02	PITTSBURGH	32	11	11	11	2	1	0	15	8	0	2	2	2	0	1	0	7	24	7	0	9	.318
*Apr 04	UTAH	32	6	7	5	1	0	4	20	5	0	2	1	0	1	0	0	10	27	7	1	8	.315
*Apr 05	UTAH	31	6	9	6	2	0	1	14	2	0	1	0	3	0	1	1	5	27	11	1	7	.314
*Apr 05	UTAH	36	14	17	11	3	2	1	27	6	0	4	1	0	2	1	0	6	24	9	0	8	.320
*Apr 11	at Houston	39	9	15	7	3	1	0	20	3	0	0	1	1	1	1	0	5	27	9	1	9	.322
*Apr 12	at Houston	38	9	11	8	2	1	0	15	6	0	2	0	0	0	0	1	14	27	11	0	8	.321
*Apr 13	at Houston	36	11	11	9	1	1	3	23	8	0	2	0	1	1	0	1	11	27	13	1	9	.320
Apr 15	at Marshall	31	5	6	4	3	0	0	9	2	0	2	1	2	1	0	0	8	27	5	1	4	.317
*Apr 17	CINCINNATI	28	3	5	2	1	0	0	6	5	1	1	2	0	0	0	0	6	27	9	1	6	.314
*Apr 18	CINCINNATI	31	6	11	6	0	0	3	20	0	0	0	0	0	1	1	0	5	27	10	2	3	.315
*Apr 19	CINCINNATI	35	10	13	10	4	0	1	20	5	0	0	1	1	0	0	1	4	27	6	1	7	.317
Apr 22	at Penn State	33	2	7	2	2	0	1	12	3	0	1	1	0	1	0	0	10	24	6	1	8	.314
*Apr 25	at UCF	23	4	1	4	0	0	0	1	4	0	5	1	6	0	3	0	7	27	10	2	5	.310
*Apr 26	at UCF	37	15	13	14	2	0	1	18	5	0	3	0	0	2	2	0	4	27	11	1	4	.311
*Apr 27	at UCF	33	4	7	4	3	0	0	10	1	0	0	0	1	0	0	0	5	27	11	0	4	.308
Apr 30	vs Marshall	36	6	9	5	3	0	1	15	0	0	0	0	1	0	0	1	7	25	4	2	4	.307
*May 03	TEXAS TECH	35	4	9	4	1	0	2	16	3	0	0	1	1	0	0	0	8	27	10	1	8	.306
*May 03	TEXAS TECH	31	3	8	3	3	0	0	11	3	0	1	1	3	0	0	0	5	27	11	1	10	.305
*May 04	TEXAS TECH	34	5	10	5	5	0	1	18	1	0	1	0	1	0	0	0	6	27	8	0	7	.305
May 06	at PITTSBURGH	31	9	10	9	1	0	1	14	11	0	3	1	0	2	1	1	1	25	4	1	9	.305
*May 09	at Kansas State	36	7	11	6	4	1	1	20	2	1	0	3	1	0	0	0	10	25	18	1	5	.305
*May 10	at Kansas State	35	10	10	9	2	0	1	15	6	0	0	1	2	0	0	1	7	27	9	1	6	.305
*May 11	at Kansas State	38	9	12	8	4	0	1	19	2	0	1	0	4	0	1	0	7	24	14	1	9	.305
*May 15	KANSAS	32	0	6	0	0	0	0	6	0	0	0	0	0	0	0	1	10	27	6	0	5	.303
*May 16	KANSAS	36	5	11	3	1	0	2	18	3	0	0	0	0	0	0	2	9	27	6	1	7	.303
*May 17	KANSAS	29	0	2	0	1	0	0	3	3	0	1	0	1	0	0	1	10	27	11	0	6	.299
May 22	vs Cincinnati	31	10	8	10	0	0	1	11	8	0	0	0	1	0	2	0	9	27	4	0	8	.298
May 23	vs Arizona	34	1	10	1	0	0	0	10	2	0	0	0	0	0	0	0	7	27	7	0	8	.298
Totals		1894	430	565	394	115	11	54	864	255	7	105	32	73	22	33	22	387	1470	480	56	412	.298



2025 TEAM PITCHING GAME-BY-GAME

Date	Opponent	ip	h	r	er	bb	so	2b	3b	hr	wp	bk	hbp	dp	ibb	score	w-l	sv	era
Feb 14	at Jacksonville	9.0	5	2	2	4	10	1	0	1	0	0	0	2	0	4-2	1-0	1	2.00
Feb 15	at Jacksonville	9.0	6	3	2	3	9	0	0	1	0	1	2	1	0	10-3	2-0	1	2.00
Feb 15	at Jacksonville	7.0	5	2	2	4	11	1	0	1	3	0	1	0	1	3-2	3-0	2	2.16
Feb 22	at Lipscomb University	9.0	11	4	4	4	6	2	0	3	0	0	1	1	0	5-4	4-0	3	2.65
Feb 23	at Lipscomb University	9.0	2	0	0	8	12	1	0	0	0	0	1	1	0	5-0	5-0	3	2.09
Feb 23	at Lipscomb University	9.0	6	2	2	3	8	1	0	0	0	0	0	2	0	4-2	6-0	3	2.08
Feb 24	at Lipscomb University	10.0	7	4	4	5	9	0	0	1	1	0	1	0	0	5-4	7-0	3	2.32
Feb 26	OHIO	9.0	5	4	4	6	5	1	0	0	1	0	1	1	0	8-4	8-0	3	2.54
Feb 28	at Queens	9.0	6	1	0	0	11	0	0	0	0	0	0	0	0	7-1	9-0	3	2.25
Mar 01	at Queens	9.0	9	7	7	3	5	1	0	1	1	1	1	0	0	11-7	10-0	4	2.73
Mar 02	at Queens	9.0	3	1	1	6	12	0	0	1	0	0	1	0	0	11-1	11-0	4	2.57
Mar 03	at Queens	7.0	5	3	3	4	7	0	0	0	0	1	1	0	0	17-3	12-0	4	2.66
Mar 07	KENNESAW STATE	9.0	4	2	2	5	11	0	0	2	0	0	5	0	0	16-2	13-0	4	2.61
Mar 08	KENNESAW STATE	9.0	14	13	7	7	8	3	0	2	0	0	1	1	1	9-13	13-1	4	2.93
Mar 09	KENNESAW STATE	9.0	10	7	5	5	11	0	0	2	1	0	3	0	0	14-7	14-1	4	3.07
Mar 11	TOWSON	8.0	4	5	5	6	15	0	0	0	2	0	5	0	0	16-5	15-1	4	3.21
*Mar 16	at Oklahoma State	9.0	8	6	6	6	19	2	0	4	0	0	0	0	0	8-6	16-1	4	3.38
Mar 18	JAMES MADISON	8.0	3	1	1	6	9	0	0	0	0	0	0	2	0	11-1	17-1	4	3.27
Mar 19	JAMES MADISON	9.0	6	1	1	0	10	2	0	1	1	0	0	0	0	3-1	18-1	5	3.14
*Mar 21	ARIZONA	16.0	12	6	3	9	21	2	0	0	0	0	4	1	0	4-6	18-2	5	3.02
*Mar 22	ARIZONA	9.0	7	3	3	2	11	2	0	1	1	0	0	0	0	11-3	19-2	5	3.02
*Mar 23	ARIZONA	9.0	12	11	9	3	11	2	0	4	0	0	2	0	0	4-11	19-3	5	3.29
Mar 25	MARSHALL	9.0	4	0	0	3	7	0	0	0	0	0	1	0	0	7-0	20-3	5	3.14
*Mar 27	at BYU Cougars	8.0	14	14	8	7	7	5	0	0	2	1	2	0	0	5-14	20-4	5	3.36
*Mar 28	at BYU Cougars	9.0	8	6	6	5	9	4	0	0	1	0	1	2	0	20-6	21-4	5	3.46
*Mar 29	at BYU Cougars	9.0	15	16	11	6	11	3	1	0	0	0	6	1	0	19-16	22-4	6	3.75
Apr 01	at Ohio State	9.0	7	6	5	3	3	0	0	2	1	0	2	1	0	9-6	23-4	7	3.80
Apr 02	PITTSBURGH	8.0	4	1	1	7	7	0	0	0	0	0	3	3	0	11-1	24-4	7	3.71
*Apr 04	UTAH	9.0	7	3	3	2	17	2	0	1	0	0	3	1	0	6-3	25-4	7	3.69
*Apr 05	UTAH	9.0	7	4	4	3	2	2	0	0	1	0	2	1	0	6-4	26-4	7	3.70
*Apr 05	UTAH	8.0	10	4	4	0	9	1	0	1	1	0	2	0	0	14-4	27-4	7	3.72
*Apr 11	at Houston	9.0	5	2	2	1	7	2	0	1	0	0	1	1	0	9-2	28-4	8	3.67
*Apr 12	at Houston	9.0	7	8	8	8	11	0	0	2	1	0	2	1	0	9-8	29-4	9	3.80
*Apr 13	at Houston	9.0	3	4	4	8	8	0	0	0	0	0	2	0	0	11-4	30-4	9	3.81
Apr 15	at Marshall	9.0	8	4	2	4	8	3	0	0	0	0	2	0	0	5-4	31-4	9	3.75
*Apr 17	CINCINNATI	9.0	6	2	2	3	11	0	0	0	0	0	1	1	0	3-2	32-4	9	3.71
*Apr 18	CINCINNATI	9.0	5	4	4	3	8	2	1	1	0	0	3	0	0	6-4	33-4	10	3.71
*Apr 19	CINCINNATI	9.0	5	5	4	5	11	2	0	0	0	0	0	0	0	10-5	34-4	10	3.72
Apr 22	at Penn State	8.0	7	3	1	2	12	1	0	1	0	0	1	0	0	2-3	34-5	10	3.66
*Apr 25	at UCF	9.0	9	1	0	3	5	1	0	0	0	0	2	3	0	4-1	35-5	11	3.57
*Apr 26	at UCF	9.0	16	10	8	9	4	4	0	1	2	1	2	2	1	15-10	36-5	12	3.68
*Apr 27	at UCF	9.0	9	3	3	2	5	4	0	0	1	0	2	0	0	4-3	37-5	13	3.66
Apr 30	vs Marshall	8.1	7	7	6	5	13	2	0	2	0	0	3	0	0	6-7	37-6	13	3.72
*May 03	TEXAS TECH	9.0	10	6	5	6	9	1	0	0	0	1	0	0	0	4-6	37-7	13	3.75
*May 03	TEXAS TECH	9.0	9	2	2	1	5	0	0	1	0	0	0	3	0	3-2	38-7	13	3.71
*May 04	TEXAS TECH	9.0	7	0	0	1	10	0	0	0	0	0	1	0	0	5-0	39-7	13	3.63
May 06	at PITTSBURGH	8.1	10	10	10	8	12	1	0	2	0	0	4	2	0	9-10	39-8	13	3.77
*May 09	at Kansas State	8.1	13	8	7	4	3	3	1	2	1	1	2	5	1	7-8	39-9	13	3.85
*May 10	at Kansas State	9.0	4	3	3	7	6	1	0	0	0	0	1	1	0	10-3	40-9	13	3.83
*May 11	at Kansas State	8.0	17	14	14	2	6	2	0	2	0	0	1	3	0	9-14	40-10	13	4.04
*May 15	KANSAS	9.0	8	3	3	3	11	1	0	2	0	0	1	0	0	0-3	40-11	13	4.02
*May 16	KANSAS	9.0	8	8	8	6	10	2	0	1	2	0	2	1	0	5-8	40-12	13	4.10
*May 17	KANSAS	9.0	11	7	7	3	10	3	0	2	1	0	2	1	0	0-7	40-13	13	4.16
May 22	vs Cincinnati	9.0	8	3	3	1	9	3	0	1	0	0	0	1	0	10-3	41-13	13	4.14
May 23	vs Arizona	9.0	17	12	12	6	13	2	0	2	3	0	2	0	0	1-12	41-14	13	4.28
Totals		490.0	435	271	233	236	510	78	3	52	28	7	89	46	4	430-271	41-14	13	4.28



2025 HITTING & PITCHING STATISTICS (OVERALL)



The Automated Scorebook Overall Statistics for West Virginia (as of May 28, 2025) (All games Sorted by Batting avg)



Record: 41-14 Home: 17-7 Away: 23-5 Neutral: 1-2 Big 12: 19-9

Player	avg	gp-gs	ab	r	h	2b	3b	hr	rbi	tb	slg%	bb	hp	so	gdp	ob%	sf	sh	sb-att	po	a	e	fld%
39 West, Kyle	.354	54-47	164	40	58	15	0	10	35	103	.628	43	5	35	0	.500	0	0	6-8	38	1	2	.951
11 White, Sam	.353	46-46	170	40	60	15	0	4	41	87	.512	21	3	19	1	.420	6	0	9-13	25	35	6	.909
0 Rinehart, Jace	.324	52-48	179	38	58	20	0	8	50	102	.570	14	9	30	3	.399	1	1	3-6	70	0	0	1.000
24 Swain, Chase	.313	48-39	134	40	42	6	3	2	29	60	.448	16	4	36	5	.392	4	3	11-14	24	40	9	.877
6 King, Skylar	.310	54-54	187	40	58	8	2	3	29	79	.422	26	14	29	0	.428	2	4	13-23	111	3	2	.983
2 Kelly, Gavin	.301	46-40	146	33	44	5	2	1	32	56	.384	20	10	27	2	.409	5	2	14-16	172	64	5	.979
5 Guzman, Armani	.291	44-20	86	24	25	3	1	2	16	36	.419	7	6	21	0	.380	1	2	15-17	53	6	1	.983
33 Sauve, Logan	.285	49-48	186	42	53	12	1	7	33	88	.473	33	3	33	7	.401	0	0	7-7	371	28	3	.993
18 Barnett, Spencer	.278	44-28	115	23	32	5	1	4	26	51	.443	10	0	26	0	.331	2	3	3-3	31	60	5	.948
9 Hussey, Grant	.277	55-54	191	35	53	12	1	7	35	88	.461	20	6	53	0	.361	2	2	7-8	402	17	2	.995
12 Kresser, Brodie	.275	54-54	189	46	52	11	0	3	40	72	.381	25	9	34	2	.374	7	5	13-16	95	136	12	.951

31 Marot, Alex	.273	17-6	33	4	9	2	0	0	6	11	.333	6	0	10	0	.385	0	0	0-0	23	9	1	.970
7 Perazza, Michael	.233	21-10	43	6	10	0	0	1	5	13	.302	1	1	11	1	.250	3	0	3-4	13	1	0	1.000
23 Garcia, Ellis	.222	30-0	18	3	4	0	0	1	4	7	.389	2	0	4	0	.300	0	0	0-0	1	9	0	1.000
4 Valdes, Jorge	.158	37-0	19	8	3	0	0	0	5	3	.158	3	1	7	0	.304	0	0	0-1	11	0	0	1.000
37 Lumsden, Ben	.125	35-1	32	8	4	1	0	1	8	8	.250	8	2	11	1	.333	0	0	1-1	14	1	0	1.000
99 Meyer, Chase	.000	1-0	2	0	0	0	0	0	0	0	.000	0	0	1	0	.000	0	0	0-0	4	12	0	1.000
Totals	.298	55	1894	430	565	115	11	54	394	864	.456	255	73	387	22	.396	33	22	105-137	1470	480	56	.972
Opponents	.237	55	1836	271	435	78	3	52	250	675	.368	236	89	510	29	.350	13	20	43-55	1436	527	65	.968

LOB - Team (412), Opp (454). DPs turned - Team (46), Opp (39). CI - Team (1), Kelly, G. 1, Opp (1). IBB - Team (7), Rinehart, J. 2, White, S. 2, Lumsden, B. 1, Sauve, L. 1, Kresser, B. 1, Opp (4). Picked off - Rinehart, J. 2, King, S. 1, West, K. 1, Sauve, L. 1, Kresser, B. 1, Guzman, A. 1, Swain, C. 1, Barnett, S. 1, Kelly, G. 1.

(All games Sorted by Earned run avg)

Player	era	w-l	app	gs	cg	sho	sv	ip	h	r	er	bb	so	2b	3b	hr	b/avg	wp	hp	bk	sfa	sha	
67 Kartsonas, Jack	2.90	6-3	18	7	0	0/1	1	59.0	55	22	19	15	69	6	0	5	.242	5	7	0	0	1	
54 Kirn, Griffin	3.32	5-2	15	15	1	0/0	0	86.2	78	39	32	27	92	17	1	12	.241	2	9	3	2	4	
29 Bassinger, Reese	3.88	6-1	26	0	0	0/0	5	55.2	47	26	24	10	38	12	1	5	.234	1	10	0	4	5	
40 Estridge, Carson	5.55	3-1	20	3	0	0/1	5	47.0	52	29	29	16	45	7	1	7	.283	1	6	0	1	4	

52 Smith, Aidan	0.00	0-0	1	0	0	0/0	0	1.0	0	0	0	2	2	0	0	0	.000	0	0	0	0	0	
10 Hagen, David	2.35	2-0	11	7	0	0/1	0	23.0	17	9	6	13	13	1	0	2	.210	0	4	0	0	3	
43 Porco, Robby	3.60	0-0	11	3	0	0/2	0	20.0	16	10	8	16	22	1	0	3	.200	1	5	2	0	0	
16 Hudson, Benjamin	3.76	2-1	17	1	0	0/0	0	26.1	24	15	11	11	29	6	0	4	.253	0	8	0	1	1	
99 Meyer, Chase	4.10	8-2	20	3	0	0/1	1	41.2	29	22	19	32	59	3	0	1	.199	4	9	0	0	1	
53 Hutson, Tyler	4.12	2-1	13	1	0	0/1	0	24.0	22	13	11	8	29	2	0	4	.244	0	1	0	1	0	
55 McDougal, Ben	4.19	1-1	16	0	0	0/1	1	19.1	14	10	9	6	12	5	0	0	.203	1	3	1	1	0	
1 Glasscock, JJ	4.76	0-0	10	0	0	0/0	0	5.2	6	3	3	7	7	1	0	0	.286	1	3	0	1	1	
46 Stiffler, Mac	5.21	2-1	14	2	0	0/1	0	19.0	9	11	11	20	20	2	0	1	.138	3	6	0	0	0	
20 Lyman, Luke	5.68	1-1	9	0	0	0/0	0	6.1	4	5	4	7	10	2	0	0	.174	2	1	1	1	0	
35 Van Kempen, Gavin	6.13	2-0	14	13	0	0/0	0	39.2	41	28	27	26	37	12	0	7	.261	5	2	0	1	0	
17 Fredericks, Joe	9.00	0-0	4	0	0	0/1	0	2.0	2	2	2	1	2	0	0	0	.286	0	3	0	0	0	
30 DeLisle, Tucker	9.00	0-0	2	0	0	0/0	0	1.0	1	1	1	0	1	0	0	1	.250	0	0	0	0	0	
21 Fehrman, Cole	11.12	1-0	12	0	0	0/0	0	5.2	8	7	7	8	7	1	0	0	.333	0	5	0	0	0	
34 Yoak, Bryant	15.19	0-0	13	0	0	0/2	0	5.1	6	14	9	8	13	0	0	0	.240	0	5	0	0	0	
88 Hoff, Bryson	27.00	0-0	6	0	0	0/1	0	1.2	4	5	5	3	3	0	0	0	.400	2	2	0	0	0	
Totals	4.28	41-14	55	55	1	3/3	13	490.0	435	271	233	236	510	78	3	52	.237	28	89	7	13	20	
Opponents	7.20	14-41	55	55	0	2/2	5	478.2	565	430	383	255	387	115	11	54	.298	68	73	2	33	22	

PB - Team (7), Kelly, G. 5, Sauve, L. 2, Opp (14). Pickoffs - Team (9), Kirn, G. 3, Kelly, G. 2, Hudson, B. 1, Estridge, C. 1, Bassinger, R. 1, Kartsonas, J. 1, Opp (10). SBA/ATT - Sauve, L. (28-37), Kelly, G. (15-18), Kartsonas, J. (8-10), Estridge, C. (8-9), Hudson, B. (5-6), Kirn, G. (3-5), Bassinger, R. (4-5), Van Kempen (5-5), Meyer, C. (3-4), Hagen, D. (2-3), McDougal, B. (1-1), Fehrman, C. (0-1), Stiffler, M. (0-1), Hoff, B. (1-1), Hutson, T. (0-1), Yoak, B. (1-1), Porco, R. (1-1), Lyman, L. (1-1).



The Automated Scorebook
Conference statistics for West Virginia (as of May 17, 2025)
(Big 12 games only Sorted by Batting avg)



Record: 19-9 Home: 9-6 Away: 10-3 Big 12: 19-9

Player	avg	gp-gs	ab	r	h	2b	3b	hr	rbi	tb	slg%	bb	hp	so	gdp	ob%	sf	sh	sb-att	po	a	e	fld%	
39 West, Kyle	.381	28-28	97	25	37	10	0	6	23	65	.670	22	4	19	0	.512	0	0	2-2	32	1	2	.943	
0 Rinehart, Jace	.346	28-27	107	21	37	12	0	6	32	67	.626	7	3	17	3	.398	1	0	1-3	48	0	0	1.000	
11 White, Sam	.333	22-22	81	14	27	7	0	2	19	40	.494	8	2	11	0	.398	2	0	1-4	4	3	1	.875	
24 Swain, Chase	.320	24-23	75	22	24	3	3	0	16	33	.440	10	2	17	2	.400	3	1	5-6	12	25	6	.860	
5 Guzman, Armani	.300	20-6	30	9	9	2	1	1	8	16	.533	3	3	11	0	.417	0	2	7-8	16	3	0	1.000	
18 Barnett, Spencer	.299	21-17	67	14	20	3	1	0	12	25	.373	4	0	11	0	.329	2	2	3-3	17	44	2	.968	
9 Hussey, Grant	.280	28-28	107	20	30	7	0	4	14	49	.458	9	5	32	0	.364	0	0	3-4	232	10	1	.996	
33 Sauve, Logan	.276	23-22	87	20	24	5	0	6	15	47	.540	15	2	20	4	.394	0	0	1-1	195	11	2	.990	
2 Kelly, Gavin	.270	26-23	89	14	24	4	1	1	15	33	.371	10	5	20	2	.368	2	1	7-7	91	50	3	.979	
6 King, Skylar	.252	27-27	103	21	26	5	1	2	13	39	.379	10	9	19	0	.369	0	1	4-8	48	3	2	.962	
12 Kresser, Brodie	.228	27-27	101	18	23	4	0	1	17	30	.297	9	4	25	1	.313	1	2	3-5	50	82	5	.964	

37 Lumsden, Ben	.250	17-0	16	4	4	1	0	1	5	8	.500	3	1	7	0	.400	0	0	0-0	5	0	0	1.000	
31 Marot, Alex	.250	6-0	4	2	1	1	0	0	2	2	.500	1	0	2	0	.400	0	0	0-0	1	1	1	.667	
7 Perazza, Michael	.231	8-2	13	2	3	0	0	0	0	3	.231	1	0	3	0	.286	0	0	1-1	2	0	0	1.000	
23 Garcia, Ellis	.222	17-0	9	3	2	0	0	1	3	5	.556	1	0	3	0	.300	0	0	0-0	0	6	0	1.000	
4 Valdes, Jorge	.000	18-0	5	2	0	0	0	0	1	0	.000	2	0	4	0	.286	0	0	0-1	5	0	0	1.000	
99 Meyer, Chase	.000	1-0	2	0	0	0	0	0	0	0	.000	0	0	1	0	.000	0	0	0-0	4	9	0	1.000	
Totals	.293	28	993	211	291	64	7	31	195	462	.465	115	40	222	12	.385	11	9	38-53	766	273	27	.975	
Opponents	.258	28	975	163	252	53	3	26	151	389	.399	118	47	257	20	.363	9	11	31-38	749	279	29	.973	

LOB - Team (209), Opp (231). DPs turned - Team (28), Opp (18). CI - Team (0), Opp (1). IBB - Team (3), Sauve, L. 1, Rinehart, J. 1, White, S. 1, Opp (2). Picked off - Rinehart, J. 2, West, K. 1, Barnett, S. 1, Swain, C. 1.

(Big 12 games only Sorted by Earned run avg)

Player	era	w-l	app	gs	cg	sho	sv	ip	h	r	er	bb	so	2b	3b	hr	b/avg	wp	hp	bk	sfa	sha
67 Kartsonas, Jack	2.42	5-1	10	6	0	0/1	0	44.2	38	13	12	11	48	6	0	1	.226	2	7	0	0	0
99 Meyer, Chase	3.58	5-1	11	1	0	0/0	1	27.2	15	13	11	19	40	1	0	1	.163	2	7	0	0	1
54 Kim, Griffin	3.79	1-2	10	10	0	0/0	0	54.2	55	29	23	16	61	12	1	7	.258	2	6	3	1	3
29 Bassinger, Reese	4.32	5-1	13	0	0	0/0	1	33.1	29	17	16	6	21	7	1	3	.242	0	6	0	3	2
40 Estridge, Carson	9.89	0-1	12	3	0	0/1	4	23.2	38	26	26	11	19	5	1	7	.373	1	4	0	1	3

43 Porco, Robby	0.00	0-0	2	0	0	0/0	0	6.2	5	0	0	2	8	0	0	0	.192	0	1	0	0	0
10 Hagen, David	0.00	0-0	1	0	0	0/0	0	2.0	2	0	0	1	1	0	0	0	.286	0	0	0	0	0
55 McDougal, Ben	4.60	1-1	10	0	0	0/0	1	15.2	12	9	8	4	8	5	0	0	.211	1	3	1	1	0
16 Hudson, Benjamin	4.82	1-0	8	0	0	0/0	0	9.1	9	9	5	7	14	5	0	1	.273	0	3	0	1	1
1 Glasscock, JJ	5.40	0-0	6	0	0	0/0	0	3.1	6	2	2	5	3	1	0	0	.429	1	1	0	1	1
21 Fehrman, Cole	5.40	0-0	5	0	0	0/0	0	1.2	2	1	1	1	3	0	0	0	.333	0	1	0	0	0
35 Van Kempen, Gavin	7.66	0-0	9	8	0	0/0	0	22.1	27	19	19	17	17	8	0	4	.297	4	1	0	1	0
53 Hutson, Tyler	9.53	0-1	5	0	0	0/0	0	5.2	7	6	6	5	9	1	0	1	.304	0	1	0	0	0
46 Stiffler, Mac	10.12	1-0	3	0	0	0/0	0	2.2	1	3	3	3	2	0	0	0	.111	0	2	0	0	0
20 Lyman, Luke	27.00	0-1	3	0	0	0/0	0	1.1	3	5	4	4	2	2	0	0	.429	1	1	0	0	0
34 Yoak, Bryant	54.00	0-0	6	0	0	0/0	0	0.2	2	9	4	5	1	0	0	0	.333	0	2	0	0	0
30 DeLisle, Tucker	99.00	0-0	1	0	0	0/0	0	0.0	1	1	1	0	0	0	0	1	1.000	0	0	0	0	0
88 Hoff, Bryson	99.00	0-0	1	0	0	0/0	0	0.0	0	1	1	1	0	0	0	0	0	0	1	0	0	0
Totals	4.97	19-9	28	28	0	1/1	7	255.1	252	163	141	118	257	53	3	26	.258	14	47	4	9	11
Opponents	6.49	9-19	28	28	0	2/2	4	249.2	291	211	180	115	222	64	7	31	.293	23	40	1	11	9

PB - Team (5), Kelly, G. 4, Sauve, L. 1, Opp (8). Pickoffs - Team (2), Kartsonas, J 1, Estridge, C. 1, Opp (5). SBA/ATT - Sauve, L. (20-24), Kelly, G. (11-14), Estridge, C. (7-8), Kartsonas, J (7-8), Van Kempen (4-4), Meyer, C. (3-4), Bassinger, R (3-4), Hudson, B. (2-3), Kim, G. (2-3), Hutson, T. (0-1), McDougal, B. (1-1), Yoak, B. (1-1), Lyman, L. (1-1).



2025 HOME RUN BREAKDOWN

No.	Player	Gm#	Date	Opponent	Pitcher	On Base	Inn	Outs	Count	Score	Final	Exit Velo.	Distance	Launch
1	Skylar King (1)	3	Feb. 15	Jacksonville	Rothermel	1	4	2	1-1	3-1	3-2			
2	Chase Swain (1)>	5	Feb. 23	Lipscomb	Ramos	0	5	0	1-1	1-0	5-0	108	408	23
3	Kyle West (1)	5	Feb. 23	Lipscomb	Ramos	1	5	2	2-1	3-0	5-0	106	370	28
4	Michael Perazza (1)	6	Feb. 23	Lipscomb	O'Brien	0	1	1	0-0	1-0	4-2	99	366	26
5	Sam White (1)	7	Feb. 24	Lipscomb	Kantola	0	10	1	0-0	5-4	5-4			
6	Grant Hussey (1)	8	Feb. 26	Ohio	Barkman	0	6	1	2-0	6-3	8-4	104	354	26
7	Armani Guzman (1)	10	Mar. 1	Queens	Brown	0	3	1	1-0	7-4	11-7	107	413	22
8	Grant Hussey (2)>	11	Mar. 2	Queens	Quezada	0	5	0	0-0	1-1	11-1			
9	Brodie Kresser (1)	11	Mar. 2	Queens	Joseph	0	8	1	1-0	8-1	11-1			
10	Jace Rinehart (1)	12	Mar. 3	Queens	Renaud	1	5	1	0-1	14-3	17-3			
11	Spencer Barnett (1)	12	Mar. 3	Queens	Renaud	2	5	2	2-2	17-3	17-3			
12	Jace Rinehart (2)	13	Mar. 7	Kennesaw State	Pinson	1	3	1	0-0	4-1	16-2	105	409	31
13	Logan Sauve (1)	14	Mar. 8	Kennesaw State	Bayer	0	1	1	3-1	1-2	9-13	105	385	25
14	Sam White (2)	15	Mar. 9	Kennesaw State	Gold	2	1	0	0-0	3-3	14-7	93	337	37
15	Brodie Kresser (2)	15	Mar. 9	Kennesaw State	Gibson	2	8	2	2-1	14-5	14-7	93	356	35
16	Spencer Barnett (2)>	16	Mar. 11	Towson	Whiteman	0	7	0	3-1	11-2	16-5	100	369	23
17	Spencer Barnett (3)	16	Mar. 11	Towson	Crowell	3	8	0	1-2	16-5	16-5	106	368	25
18	Gavin Kelly (1)	17	Mar. 16	Oklahoma State	Bodendorf	0	2	1	0-0	1-0	8-6	99	407	29
19	Kyle West (2)	17	Mar. 16	Oklahoma State	Bodendorf	1	2	2	1-0	3-0	8-6	107	426	21
20	Jace Rinehart (3)	17	Mar. 16	Oklahoma State	Watkins	1	7	1	1-2	8-6	8-6	97	371	29
21	Grant Hussey (3)	18	Mar. 18	James Madison	McKinney	2	1	1	1-0	8-0	11-1	108	409	26
22	Jace Rinehart (4)>	21	Mar. 22	Arizona	Kramkowski	0	4	0	1-1	3-3	11-3	110	406	21
23	Sam White (3)	22	Mar. 23	Arizona	Bailey	1	3	0	1-2	3-2	4-11	109	369	21
24	Chase Swain (2)>	23	Mar. 25	Marshall	DiGiacamo	0	2	0	1-1	2-0	7-0	108	355	21
25	Skylar King (2)>	25	Mar. 28	BYU	Harris	0	3	0	0-2	2-1	20-6	103	406	34
26	Armani Guzman (2)	26	Mar. 29	BYU	Sumner	2	2	1	1-1	3-0	19-16	104	431	27
27	Logan Sauve (2)>	26	Mar. 29	BYU	Sumner	0	3	0	3-1	4-0	19-16	106	416	21
28	Jace Rinehart (5)	26	Mar. 29	BYU	Marx	2	7	1	3-2	16-15	19-16	100	387	26
29	Kyle West (3)	29	Apr. 4	Utah	McAnelly	0	3	2	0-0	1-1	6-3	105	408	29
30	Jace Rinehart (6)	29	Apr. 4	Utah	McAnelly	0	3	2	0-0	2-1	6-3	112	415	25
31	Logan Sauve (3)	29	Apr. 4	Utah	McAnelly	0	5	2	1-1	3-1	6-3	103	414	26
32	Grant Hussey (4)	29	Apr. 4	Utah	Elder	1	8	1	2-2	5-3	6-3	109	432	29
33	Brodie Kresser (3)	30	Apr. 5	Utah	Jones	2	2	2	1-1	4-1	6-4	104	384	29
34	Grant Hussey (5)	31	Apr. 5	Utah	Nielson	0	2	1	0-2	1-1	14-4	101	374	38
35	Kyle West (4)	34	Apr. 13	Houston	Luzardo	1	1	1	3-2	2-0	11-4	102	381	20
36	Logan Sauve (4)	34	Apr. 13	Houston	Broussard	1	4	2	0-0	5-0	11-4	106	441	26
37	Logan Sauve (5)	34	Apr. 13	Houston	Benzor	1	8	2	0-2	9-0	11-4	104	394	20
38	Logan Sauve (6)	37	Apr. 18	Cincinnati	O'Connor	0	5	2	1-2	3-1	6-4	105	420	29
39	Jace Rinehart (7)>	37	Apr. 18	Cincinnati	O'Connor	0	6	0	0-0	4-1	6-4	93	359	31
40	Grant Hussey (6)	37	Apr. 18	Cincinnati	Pineiro	1	6	2	2-1	6-1	6-4	109	426	24
41	Logan Sauve (7)>	38	Apr. 19	Cincinnati	Johnson	0	6	0	0-1	9-1	10-5	100	390	35
42	Spencer Barnett (4)	39	Apr. 23	Penn State	VanOstenbridge	1	7	1	2-2	2-3	2-3	99	400	32
43	Ben Lumsden (1)	41	Apr. 26	UCF	Schoneboom	2	9	2	3-1	15-10	15-10	105	397	29
44	Kyle West (5)	43	Apr. 30	Marshall	DiGiacamo	0	5	2	2-1	4-4	6-7			
45	Grant Hussey (7)>	44	May 3	Texas Tech	Heuer	0	3	0	0-2	1-2	4-6	99	355	23
46	Skylar King (3)	44	May 3	Texas Tech	Cebert	1	7	2	1-2	4-6	4-6	98	358	37
47	Kyle West (6)	46	May 4	Texas Tech	Pirko	1	7	1	2-2	5-0	5-0	107	421	31
48	Kyle West (7)	47	May 6	Pitt	Lafferty	0	2	2	0-2	4-0	9-10	97	339	36
49	Jace Rinehart (8)	48	May 9	Kansas State	Frost	1	4	1	1-1	3-0	7-8	111	403	17
50	Kyle West (8)	49	May 10	Kansas State	Arther	3	4	2	3-2	8-3	10-3	110	401	18
51	Sam White (4)	50	May 11	Kansas State	Guyette	2	7	2	1-2	8-7	9-14	102	364	32
52	Kyle West (9)	52	May 15	Kansas	Moore	0	3	2	1-2	2-1	5-8	97	367	26
53	Ellis Garcia (1)#	52	May 15	Kansas	Breckeheimer	1	9	0	3-2	5-8	5-8	103	398	28
54	Kyle West (10)>	54	May 22	Cincinnati	Marsh	0	4	0	3-2	1-1	10-3	113	402	20

> - leadoff home run
! - walk-off home run
- pinch-hit home run
* - inside-the-park home run



2025 UNIFORM BREAKDOWN

DAY	DATE	OPPONENT	SCORE	CAP	REC.	JERSEY	REC.	PANTS	REC.	COMBO RECORD
Fri.	Feb. 14	Jacksonville	W, 4-2	Blue/Gold Bill	1-0	Blue	1-0	Grey	1-0	1-0
Sat.	Feb. 15	Jacksonville	W, 10-3	Blue/Gold Bill	2-0	Gold	1-0	Grey	2-0	1-0
Sat.	Feb. 15	Jacksonville	W, 3-2	Blue/Gold Bill	3-0	Grey	1-0	Grey	3-0	1-0
Sat.	Feb. 22	Lipscomb	W, 5-4	Blue/Gold Bill	4-0	Blue	2-0	Grey	4-0	2-0
Sun.	Feb. 23	Lipscomb	W, 5-0	Blue/Gold Bill	5-0	Camo	1-0	Grey	5-0	1-0
Sun.	Feb. 23	Lipscomb	W, 4-2	Blue/Gold Bill	6-0	Grey	2-0	Grey	6-0	2-0
Mon.	Feb. 24	Lipscomb	W, 5-4	Blue/Gold Bill	7-0	Blue	3-0	Grey	7-0	3-0
Wed.	Feb. 26	Ohio	W, 8-4	Blue/Gold Bill	8-0	White	1-0	White	1-0	1-0
Fri.	Feb. 28	Queens	W, 7-1	Blue/Gold Bill	9-0	Blue	4-0	Grey	8-0	4-0
Sat.	Mar. 1	Queens	W, 11-7	Blue/Gold Bill	10-0	Grey	3-0	Grey	9-0	3-0
Sun.	Mar. 2	Queens	W, 11-1	Blue/Gold Bill	11-0	Gold	2-0	Grey	10-0	2-0
Mon.	Mar. 3	Queens	W, 17-3	Blue/Gold Bill	12-0	Blue	5-0	Grey	11-0	5-0
Fri.	Mar. 7	Kennesaw State	W, 16-2	Blue/Gold Bill	13-0	White	2-0	White	2-0	2-0
Sat.	Mar. 8	Kennesaw State	L, 13-9	Blue/Gold Bill	13-1	Blue	5-1	White	2-1	0-1
Sun.	Mar. 9	Kennesaw State	W, 14-7	Blue/Gold Bill	14-1	Gold	3-0	White	3-1	1-0
Tue.	Mar. 11	Towson	W, 16-5	Blue/Gold Bill	15-1	White	3-0	White	4-1	3-0
Sun.	Mar. 16	Oklahoma State	W, 8-6	Blue/Gold Bill	16-1	Blue	6-1	Grey	12-0	6-0
Tue.	Mar. 18	James Madison	W, 11-1	Blue/Gold Bill	17-1	White	4-0	White	5-1	4-0
Wed.	Mar. 19	James Madison	W, 3-1	All Blue	1-0	Blue	7-1	White	6-1	1-0
Fri.	Mar. 21	Arizona	L, 6-4 (16)	Blue/Gold Bill	17-2	White	4-1	White	6-2	4-1
Sat.	Mar. 22	Arizona	W, 11-3	Blue/Gold Bill	18-2	Blue	8-1	White	7-2	1-1
Sun.	Mar. 23	Arizona	L, 11-4	Blue/Gold Bill	18-3	Gold	3-1	White	7-3	1-1
Tue.	Mar. 25	Marshall	W, 7-0	All Blue	2-0	Blue	9-1	White	8-3	2-0
Thu.	Mar. 27	BYU	L, 14-5	Blue/Gold Bill	18-4	Grey	3-1	Grey	12-1	3-1
Fri.	Mar. 28	BYU	W, 20-6	Blue/Gold Bill	19-4	Blue	10-1	Grey	13-1	7-0
Sat.	Mar. 29	BYU	W, 19-16	Blue/Gold Bill	20-4	Gold	4-1	Grey	14-1	3-0
Tue.	Apr. 1	Ohio State	W, 9-6	Blue/Gold Bill	21-4	Camo	2-0	Grey	15-1	2-0
Wed.	Apr. 2	Pitt	W, 11-1	Blue/Gold Bill	22-4	Blue	11-1	White	9-3	2-1
Fri.	Apr. 4	Utah	W, 6-3	Blue/Gold Bill	23-4	White	5-1	White	10-3	5-1
Sat.	Apr. 5	Utah	W, 6-4	Blue/Gold Bill	24-4	Camo	3-0	White	11-3	1-0
Sat.	Apr. 5	Utah	W, 14-4	Blue/Gold Bill	25-4	Gold	5-1	White	12-3	2-1
Fri.	Apr. 11	Houston	W, 9-2	Blue/Gold Bill	26-4	Blue	12-1	Grey	16-1	8-0
Sat.	Apr. 12	Houston	W, 9-8	Blue/Gold Bill	27-4	Grey	4-1	Grey	17-1	4-1
Sun.	Apr. 13	Houston	W, 11-4	Blue/Gold Bill	28-4	Camo	4-0	Grey	18-1	3-0
Tue.	Apr. 15	Marshall	W, 5-4	Blue/Gold Bill	29-4	Blue	13-1	Grey	19-1	9-0
Thu.	Apr. 17	Cincinnati	W, 3-2	Blue/Gold Bill	30-4	Camo	5-0	White	13-3	2-0
Fri.	Apr. 18	Cincinnati	W, 6-4	Blue/Gold Bill	31-4	White	6-1	White	14-3	6-1
Sat.	Apr. 19	Cincinnati	W, 10-5	Blue/Gold Bill	32-4	Blue	14-1	White	15-3	3-1
Tue.	Apr. 22	Penn State	L, 2-3	Blue/Gold Bill	32-5	Camo	5-1	Grey	19-2	3-1
Fri.	Apr. 25	UCF	W, 4-1	Blue/Gold Bill	33-5	Grey	5-1	Grey	20-2	5-1
Sat.	Apr. 26	UCF	W, 15-10	Blue/Gold Bill	34-5	Blue	15-1	Grey	21-2	10-0
Sun.	Apr. 27	UCF	W, 4-3	Blue/Gold Bill	35-5	Camo	6-1	Grey	22-2	4-1
Wed.	Apr. 30	Marshall	L, 7-6	Blue/Gold Bill	35-6	BP Top	0-1	Grey	22-3	0-1
Sat.	May 3	Texas Tech	L, 6-4	Blue/Gold Bill	35-7	Gold	5-2	White	15-4	2-2
Sat.	May 3	Texas Tech	W, 3-2	Blue/Gold Bill	36-7	Camo	7-1	White	16-4	3-0
Sun.	May 4	Texas Tech	W, 5-0	Blue/Gold Bill	37-7	White	7-1	White	17-4	7-1
Tue.	May 6	Pitt	L, 10-9	Blue/Gold Bill	37-8	Blue	15-2	Grey	22-4	10-1
Fri.	May 9	Kansas State	L, 8-7	Blue/Gold Bill	37-9	Blue	15-3	Grey	22-5	10-2
Sat.	May 10	Kansas State	W, 10-3	Blue/Gold Bill	38-9	Grey	6-1	Grey	23-5	6-1
Sun.	May 11	Kansas State	L, 14-9	Blue/Gold Bill	38-10	Gold	5-3	Grey	23-6	3-1
Thu.	May 15	Kansas	L, 3-0	Blue/Gold Bill	38-11	White	7-2	White	17-5	7-2
Fri.	May 16	Kansas	L, 8-5	Blue/Gold Bill	38-12	Blue	15-4	White	17-6	2-2
Sat.	May 17	Kansas	L, 7-0	Blue/Gold Bill	38-13	Gold	5-4	White	17-7	2-3
Thu.	May 22	Cincinnati	W, 10-3	Blue/Gold Bill	39-13	Blue	16-4	White	18-7	3-2
Fri.	May 23	Arizona	L, 12-1	Blue/Gold Bill	39-14	White	7-3	White	18-8	7-3



2025 BATTING ORDER BY GAME

Leadoff	Games	Record
Skylar King	25	16-11
Brodie Kresser	20	16-4
Logan Sauve	7	7-0
Gavin Kelly	2	1-1
Armani Guzman	1	1-0
2nd Spot		
Logan Sauve	28	23-5
Kyle West	14	6-8
Sam White	5	5-0
Skylar King	3	3-0
Gavin Kelly	2	1-1
Brodie Kresser	2	2-0
Michael Perazza	1	1-0
3rd Spot		
Kyle West	19	16-3
Sam White	18	15-3
Logan Sauve	7	3-4
Jace Rinehart	7	3-4
Alex Marot	3	3-0
Gavin Kelly	1	1-0
Cleanup		
Jace Rinehart	33	26-7
Sam White	13	6-7
Kyle West	5	5-0
Michael Perazza	3	3-0
Gavin Kelly	1	1-0
5th Spot		
Gavin Kelly	14	11-3
Sam White	10	7-3
Jace Rinehart	8	5-3
Kyle West	5	4-1
Logan Sauve	5	2-3
Michael Perazza	4	4-0
Grant Hussey	4	4-0
Skylar King	4	4-0
Brodie Kresser	1	1-0
6th Spot		
Skylar King	16	12-4
Grant Hussey	12	10-2
Gavin Kelly	10	7-3
Chase Swain	9	6-3
Spencer Barnett	4	2-2
Brodie Kresser	3	3-0
Alex Marot	1	1-0
7th Spot		
Chase Swain	15	13-2
Grant Hussey	15	10-5
Brodie Kresser	14	10-4
Skylar King	6	6-0
Spencer Barnett	1	0-1
Ben Lumsden	1	1-0
Kyle West	1	0-1
Gavin Kelly	1	1-0
Logan Sauve	1	0-1
8th Spot		
Grant Hussey	13	8-5
Chase Swain	10	7-3
Armani Guzman	8	7-1
Spencer Barnett	8	6-2
Brodie Kresser	5	4-1
Gavin Kelly	5	4-1
Kyle West	3	3-0
Alex Marot	2	2-0
Michael Perazza	1	0-1
9th Spot		
Spencer Barnett	15	13-2
Armani Guzman	11	10-1
Grant Hussey	10	8-2
Brodie Kresser	9	4-5
Chase Swain	5	4-1
Gavin Kelly	4	1-3
Michael Perazza	1	1-0

2025 GAME-WINNING RBI

No.	Batter (#)	Runner (#)	Date	Opponent	Runs	Outs	Count	Inning	Final	Play
1	Kyle West (1)	Logan Sauve (1)	2/14	Jacksonville	1	1	3-2	1	4-2	Groundout
2	Skylar King (1)	Michael Perazza (1)	2/15	Jacksonville	2	1	1-2	2	10-3	2-run Triple
3	Skylar King (2)	Grant Hussey (1)	2/15	Jacksonville	2	2	1-1	4	3-2	2-run HR
4	Michael Perazza (1)	Sam White (1)	2/22	Lipscomb	1	1	0-0	7	5-4	Sac Fly
5	Chase Swain (1)	Chase Swain (1)	2/23	Lipscomb	1	0	1-1	5	5-0	Solo HR
6	Michael Perazza*	Armani Guzman (1)	2/23	Lipscomb	1	1		7	4-2	Passed Ball
7	Sam White (1)	Sam White (2)	2/24	Lipscomb	1	1	0-0	10	5-4	Solo HR
8	Sam White (2)	Armani Guzman (2)	2/26	Ohio	1	0	0-0	1	8-4	Double
9	Brodie Kresser (1)	Grant Hussey (2)	2/28	Queens (N.C.)	1	2	3-2	5	7-1	Double
10	Kyle West*	Logan Sauve (2)	3/1	Queens (N.C.)	1	2		2	11-7	Wild Pitch
11	Sam White (3)	Brodie Kresser (1)	3/2	Queens (N.C.)	1	1	1-0	5	11-1	Single
12	Skylar King (3)	Jace Rinehart (1)	3/3	Queens (N.C.)	1	0	2-1	2	17-3	Single
13	Sam White (4)	Logan Sauve (3)	3/7	Kennesaw State	1	1	3-2	3	16-2	Double
14	Gavin Kelly (1)	Jace Rinehart (2)	3/9	Kennesaw State	1	1	3-2	1	14-7	Triple
15	Jace Rinehart*	Brodie Kresser (2)	3/11	Towson	2	0	1-0	1	16-5	FC/E3
16	Jace Rinehart (1)	Logan Sauve (4)	3/16	Oklahoma State	2	1	1-2	7	8-6	2-run HR
17	Gavin Kelly (2)	Logan Sauve (5)	3/18	James Madison	1	1	0-0	1	11-1	HBP
18	Kyle West*	Sam White (3)	3/19	James Madison	1	2		4	3-1	Steal of Home
19	Brodie Kresser (2)	Skylar King (1)	3/22	Arizona	2	1	2-2	4	5-3	2-run Single
20	Skylar King (4)	Gavin Kelly (1)	3/25	Marshall	1	1	3-0	1	7-0	Sac Fly
21	Skylar King (5)	Skylar King (2)	3/28	BYU	1	0	0-2	3	20-6	Solo HR
22	Jace Rinehart (2)	Jace Rinehart (3)	3/29	BYU	3	1	3-2	7	19-16	3-run HR
23	Spencer Barnett (1)	Grant Hussey (3)	4/1	Ohio State	2	2		4	9-6	2-run single
24	Gavin Kelly (3)	Jace Rinehart (3)	4/2	Pitt	1	0	3-2	2	11-1	Single
25	Grant Hussey (1)	Skylar King (3)	4/4	Utah	2	1	2-2	8	6-3	2-run HR
26	Brodie Kresser (3)	Chase Swain (2)	4/5	Utah	3	2	1-1	2	6-4	3-run HR
27	Brodie Kresser*	Armani Guzman (3)	4/5	Utah	1	2	1-1	2	14-4	E5
28	Chase Swain (2)	Brodie Kresser	4/11	Houston	1	2	2-1	2	9-2	Single
29	Chase Swain (3)	Kyle West (1)	4/12	Houston	2	2	0-0	3	9-8	2-run Triple
30	Kyle West (2)	Skylar King (4)	4/13	Houston	2	1	3-2	1	11-4	2-run HR
31	Gavin Kelly*	Chase Swain (3)	4/15	Marshall	1	2	2-2	9	5-4	Steal of Home
32	Jace Rinehart (3)	Kyle West (2)	4/17	Cincinnati	1	2	1-2	6	3-2	Double
33	Chase Swain (4)	Jace Rinehart (4)	4/18	Cincinnati	1	1	2-2	4	6-4	Sac Fly
34	Chase Swain (5)	Kyle West (3)	4/19	Cincinnati	2	1	3-2	4	10-5	2-run Double
35	Brodie Kresser (4)	Armani Guzman (4)	4/25	UCF	1	1	2-2	7	4-1	Sac Fly
36	Skylar King (6)	Grant Hussey (4)	4/26	UCF	2	1	2-2	8	15-10	2-run Double
37	Jace Rinehart (4)	Skylar King (5)	4/27	UCF	2	2	0-0	5	4-3	2-run Double
38	Sam White (5)	Ben Lumsden (1)	5/3	Texas Tech	1	2	2-2	3	3-2	Double
39	Brodie Kresser (5)	Sam White (4)	5/4	Texas Tech	2	2	0-0	4	5-0	2-run Double
40	Brodie Kresser (6)	Grant Hussey (5)	5/10	Kansas State	1	2	0-0	4	10-3	Single
41	Spencer Barnett (2)	Jace Rinehart (5)	5/22	Cincinnati	1	0	3-1	4	10-3	Single

* - No RBI | ! - Walk-off

REACHED BASE STREAKS

Player	Longest		
	Career	2025	Current
Kyle West	49	30	13
Sam White	20	20	4
Jace Rinehart	20	20	0
Ben Lumsden	16	3	0
Brodie Kresser	16	14	2
Logan Sauve	15	11	4
Grant Hussey	13	11	0
Skylar King	13	13	4
Gavin Kelly	10	10	0
Ellis Garcia	9	2	0
Chase Swain	9	9	1
Spencer Barnett	7	6	0
Armani Guzman	7	7	1
Alex Marot	6	6	0
Michael Perazza	4	2	1
Jorge Valdes	2	2	0

HITTING STREAKS

Player	Longest		
	Career	2025	Current
Sam White	14	14	2
Ben Lumsden	13	2	0
Kyle West	12	11	11
Brodie Kresser	10	5	2
Ellis Garcia	9	2	0
Grant Hussey	9	9	0
Skylar King	9	9	1
Logan Sauve	8	6	1
Jace Rinehart	8	8	0
Chase Swain	8	8	1
Gavin Kelly	5	5	0
Spencer Barnett	4	4	0
Michael Perazza	3	2	1
Armani Guzman	3	3	1
Alex Marot	3	3	0
Jorge Valdes	1	1	0



2025 STARTER STATS

Pitcher	Starts	IP	W-L	ERA	B/AV
Griffin Kirm	15	86.2	5-2	3.32	.241
Gavin Van Kempen	13	39.1	2-0	6.18	.263
Robby Porco	3	7.2	0-0	5.87	.200
David Hagen	7	19.2	2-0	2.29	.191
Mac Stiffler	2	6.1	1-0	4.26	.143
Chase Meyer	3	8.1	1-0	3.24	.154
Carson Estridge	3	11.2	0-0	10.03	.365
Tyler Hutson	1	2.0	0-0	9.00	.250
Jack Kartsonas	7	41.2	4-2	2.81	.238
Ben Hudson	1	2.2	0-1	3.38	.364

2025 RUN SUPPORT

Pitcher	Starts	Total Runs	Avg.
Griffin Kirm	15	92	6.1
Robby Porco	3	26	8.7
Gavin Van Kempen	13	108	8.3
David Hagen	7	62	9.5
Mac Stiffler	2	19	9.5
Chase Meyer	3	35	11.7
Carson Estridge	3	37	12.3
Tyler Hutson	1	9	9.0
Jack Kartsonas	7	40	5.7
Ben Hudson	1	3	3.0

PITCHER BREAKDOWN

Player	Record	Saves	Quality Starts
Griffin Kirm	5-2		7
Gavin Van Kempen	3-0		
Carson Estridge	2-1	5	
Reese Bassinger	6-1	5	
Chase Meyer	8-2	1	
Jack Kartsonas	5-3	1	5
Luke Lyman	1-1		
David Hagen	2-0		
Tyler Hutson	2-1		
Mac Stiffler	2-1		
Cole Fehrman	1-0		
Ben Hudson	2-1		
Ben McDougal	1-1	1	

2025 STARTER GAME-BY-GAME

Pitcher	Date	Opponent	Dec.	IP	H	R	ER	BB	SO	NP	Score	Final
Griffin Kirm	Feb. 14	Jacksonville	W	5.2	1	1	1	3	5	78	4-1	4-2
Robby Porco	Feb. 15	Jacksonville	ND	3.2	2	2	1	2	4	72	6-2	10-3
Gavin Van Kempen	Feb. 15	Jacksonville	W	4.0	3	1	1	2	6	72	3-1	3-2
Griffin Kirm	Feb. 22	Lipscomb	ND	4.0	5	3	3	3	1	67	3-3	5-4
Robby Porco	Feb. 23	Lipscomb	ND	3.2	1	0	0	5	5	68	0-0	5-0
Gavin Van Kempen	Feb. 23	Lipscomb	ND	4.1	2	2	2	2	3	71	2-1	4-2
David Hagen	Feb. 24	Lipscomb	ND	2.0	2	2	2	0	2	36	0-2	5-4
Mac Stiffler	Feb. 26	Ohio	ND	3.1	2	2	2	3	2	66	4-1	8-4
Griffin Kirm!	Feb. 28	Queens (N.C.)	W	8.0	5	1	0	0	10	96	7-1	7-1
Robby Porco	Mar. 1	Queens (N.C.)	ND	0.1	3	4	4	1	0	18	1-3	11-7
Gavin Van Kempen	Mar. 2	Queens (N.C.)	W	5.0	2	1	1	3	5	84	2-1	11-1
David Hagen	Mar. 3	Queens (N.C.)	W	2.0	1	0	0	0	1	23	11-0	17-3
Griffin Kirm	Mar. 7	Kennesaw State	W	5.1	4	2	2	4	6	93	6-2	16-2
Gavin Van Kempen	Mar. 8	Kennesaw State	ND	3.0	6	4	3	2	4	70	6-4	9-13
David Hagen	Mar. 9	Kennesaw State	ND	2.0	3	3	2	3	3	45	4-3	14-7
Chase Meyer	Mar. 11	Towson	W	2.0	0	0	0	2	3	39	7-0	16-5
Griffin Kirm	Mar. 16	Oklahoma State	ND	3.1	6	4	4	0	8	66	3-4	8-6
Mac Stiffler	Mar. 18	James Madison	W	3.0	1	1	1	4	3	48	8-1	11-1
David Hagen	Mar. 19	James Madison	W	5.0	2	1	1	0	4	71	3-1	3-1
Griffin Kirm	Mar. 21	Arizona	ND	2.2	4	4	1	4	4	73	0-3	4-6
Gavin Van Kempen	Mar. 22	Arizona	ND	3.2	6	3	3	1	3	64	2-3	11-3
Carson Estridge	Mar. 23	Arizona	ND	5.0	4	3	3	2	6	80	4-3	4-11
David Hagen	Mar. 25	Marshall	ND	4.0	1	0	0	1	1	52	6-0	7-0
Griffin Kirm	Mar. 27	BYU	ND	4.0	4	4	4	4	5	91	4-3	5-14
Gavin Van Kempen	Mar. 28	BYU	ND	4.2	5	2	2	2	4	87	5-2	20-6
Carson Estridge	Mar. 29	BYU	ND	3.0	8	7	7	2	3	72	7-5	19-16
Tyler Hutson	Apr. 1	Ohio State	ND	2.0	2	2	2	0	1		2-2	9-6
David Hagen	Apr. 2	Pitt	ND	2.0	1	0	0	3	0	35	5-0	11-1
Griffin Kirm!	Apr. 4	Utah	ND	6.2	6	3	3	1	14	92	3-1	6-3
Gavin Van Kempen	Apr. 5	Utah	ND	4.1	4	4	4	3	2	62	5-2	6-4
Carson Estridge	Apr. 5	Utah	ND	3.2	7	3	3	0	1	65	5-3	14-4
Griffin Kirm!	Apr. 11	Houston	W	6.0	5	2	2	1	5	93	7-2	9-2
Gavin Van Kempen	Apr. 12	Houston	ND	2.2	5	4	4	2	2	56	5-4	9-8
Jack Kartsonas!	Apr. 13	Houston	W	7.0	2	0	0	2	5	97	9-0	11-4
David Hagen	Apr. 15	Marshall	ND	2.2	3	2	0	2	1	48	2-2	5-4
Griffin Kirm!	Apr. 17	Cincinnati	ND	5.2	5	2	2	1	6	91	2-2	3-2
Gavin Van Kempen	Apr. 18	Cincinnati	ND	4.0	2	1	1	2	3	82	2-1	6-4
Jack Kartsonas!	Apr. 19	Cincinnati	W	6.0	1	1	0	3	7	102	9-1	10-5
Ben Hudson	Apr. 22	Penn State	L	2.2	4	1	1	1	3	55	0-1	2-3
Griffin Kirm	Apr. 25	UCF	ND	4.2	4	1	0	0	1	63	1-1	4-1
Gavin Van Kempen	Apr. 26	UCF	ND	0.1	3	4	4	2	0	19	5-4	15-10
Jack Kartsonas	Apr. 27	UCF	W	6.2	9	3	3	2	5	111	4-3	4-3
Gavin Van Kempen	Apr. 30	Marshall	ND	1.0	1	1	1	0	2	16	2-1	6-7
Griffin Kirm	May 3	Texas Tech	L	6.2	6	5	4	2	8	113	1-3	4-6
Gavin Van Kempen	May 3	Texas Tech	ND	2.0	1	0	0	1	1	23	1-0	3-2
Jack Kartsonas!	May 4	Texas Tech	W	7.0	5	0	0	0	7	95	5-0	5-0
Chase Meyer	May 6	Pitt	ND	2.0	1	0	0	1	2	26	4-0	9-10
Griffin Kirm!	May 9	Kansas State	ND	7.0	7	2	2	1	3	77	6-2	7-8
Chase Meyer	May 10	Kansas State	ND	4.1	3	3	3	6	4	93	8-3	10-3
Jack Kartsonas	May 11	Kansas State	ND	4.0	8	4	4	0	4	74	3-4	9-14
Griffin Kirm!	May 15	Kansas	L	8.0	7	2	2	3	10	127	0-2	0-3
Gavin Van Kempen	May 16	Kansas	ND	0.1	1	1	1	1	1	19	0-0	5-8
Jack Kartsonas	May 17	Kansas	L	7.0	5	1	1	2	8	104	0-1	0-7
Griffin Kirm>!	May 22	Cincinnati	W	9.0	8	3	3	1	9	129	n/a	10-3
Jack Kartsonas	May 23	Arizona	L	4.0	8	5	5	2	6	95	0-5	1-12

> - Complete Game
! - Quality Start



2025 STARTING LINEUP BY POSITION

CENTER FIELD

Skylar King (54)
Armani Guzman (1)

LEFT FIELD

Kyle West (28)
Jace Rinehart (12)
Michael Perazza (9)
Gavin Kelly (5)
Armani Guzman (1)

RIGHT FIELD

Jace Rinehart (33)
Armani Guzman (17)
Chase Swain (2)
Ben Lumsden (1)
Michael Perazza (1)
Alex Marot (1)

SHORTSTOP

Brodie Kresser (53)
Spencer Barnett (2)

2ND BASE

Sam White (22)
Gavin Kelly (19)
Spencer Barnett (13)
Brodie Kresser (1)

3RD BASE

Chase Swain (37)
Spencer Barnett (13)
Alex Marot (4)
Armani Guzman (1)

PITCHER

Griffin Kirn (15)
Gavin Van Kempen (13)
David Hagen (7)
Jack Kartsonas (7)
Robby Porco (3)
Carson Estridge (3)
Chase Meyer (3)
Mac Stiffler (2)
Tyler Hutson (1)
Ben Hudson (1)

1ST BASE

Grant Hussey (54)
Alex Marot (1)



CATCHER

Logan Sauve (41)
Gavin Kelly (14)

DESIGNATED

HITTER

Sam White (24)
Kyle West (19)
Logan Sauve (7)
Jace Rinehart (3)
Gavin Kelly (2)



2025 LINE SCORES

Feb 14, 2025 at Jacksonville, Fla.

Score by Innings	1	2	3	4	5	6	7	8	9	R	H	E
West Virginia	2	2	0	0	0	0	0	0	0	4	9	0
Jacksonville	0	0	0	0	1	0	0	0	1	2	5	2

WP-Kirn, Griffin (1-0) Save-Bassinger, Reese(1) LP-Long (0-1) T-8:45 PM A-638
HR JU - Steidl

Feb 15, 2025 at Jacksonville, FL

Score by Innings	1	2	3	4	5	6	7	8	9	R	H	E
West Virginia	0	6	0	0	0	2	2	0	0	10	16	3
Jacksonville	0	0	0	2	1	0	0	0	0	3	6	1

WP-Estridge, Carson (1-0) LP-Barquin (0-1) T-2:58 A-755
HR JU - Steidl

Feb 15, 2025 at Jacksonville, Fla.

Score by Innings	1	2	3	4	5	6	7	8	9	R	H	E
West Virginia	0	0	0	3	0	0	0	0	0	3	2	2
Jacksonville	0	1	0	0	1	0	0	0	0	2	5	1

WP-Van Kempen, Gavin (1-0) Save-Bassinger, Reese(2) LP-Rothermel (0-1) T-2:25 A-729
HR WVU - King, Skylar (2)
HR JU - Masters (2)

Feb 22, 2025 at Nashville, Tenn.

Score by Innings	1	2	3	4	5	6	7	8	9	R	H	E
West Virginia Univ	0	1	0	1	0	1	0	1	0	5	14	0
Lipscomb University	2	0	0	0	1	0	0	1	0	4	11	2

WP-Kartsonas, Jack (1-0) Save-Bassinger, Reese(3) LP-J Lynch (0-1) T-2:52 A-237
HR LIP - P Bouck (1), Kenealy Jr (1), C Sunseri (1)

Feb 23, 2025 at Nashville, Tenn.

Score by Innings	1	2	3	4	5	6	7	8	9	R	H	E
West Virginia Univ	0	0	0	0	3	0	2	0	0	5	9	0
Lipscomb University	0	0	0	0	0	0	0	0	0	0	2	2

WP-Meyer, Chase (1-0) LP-R Ramos (1-1) T-2:53 A-324
HR WVU - West, Kyle (1), Swain, Chase (1)

Feb 23, 2025 at Nashville, Tenn.

Score by Innings	1	2	3	4	5	6	7	8	9	R	H	E
West Virginia Univ	1	0	0	0	1	0	1	1	0	4	6	0
Lipscomb University	0	0	0	1	0	0	0	0	0	1	6	0

WP-Estridge, Carson (2-0) LP-B Puckett (0-1) T-2:45 A-324
HR WVU - Perazza, Michael (1)

Feb 24, 2025 at Nashville, Tenn.

Score by Innings	1	2	3	4	5	6	7	8	9	10	R	H	E
West Virginia Univ	0	0	0	1	0	3	0	0	0	0	5	6	1
Lipscomb University	0	2	0	0	0	2	0	0	0	0	4	7	2

WP-Bassinger, Reese (1-0) LP-K Kantola (0-1) T-3:01 A-113
HR WVU - White, Sam (1)
HR LIP - Kenealy Jr (2)

Feb 26, 2025 at Morgantown, W.Va.

Score by Innings	1	2	3	4	5	6	7	8	9	R	H	E
Ohio	0	0	0	2	0	1	0	1	0	4	5	1
West Virginia	3	0	1	1	0	2	1	0	X	8	13	1

WP-Lyman, Luke (1-0) LP-Geiser, Jack (0-1) T-2:52 A-2505
HR WVU - Hussey, Grant (1)

Feb 28, 2025 at Charlotte, N.C.

Score by Innings	1	2	3	4	5	6	7	8	9	R	H	E
WEST VIRGINIA	0	0	0	0	2	0	2	1	0	7	12	1
Queens	1	0	0	0	0	0	0	0	0	1	6	1

WP-Kirn, Griffin (2-0) LP-JURECKA, L (0-2) T-3:03 A-1049

Mar 01, 2025 at Kannapolis, N.C.

Score by Innings	1	2	3	4	5	6	7	8	9	R	H	E
WEST VIRGINIA	1	5	2	0	0	0	0	3	0	11	13	1
Queens	4	0	2	1	0	0	0	0	0	7	9	1

WP-Meyer, Chase (2-0) Save-Estridge, Carson(1) LP-GREEN, K (0-1) T-3:20 A-1670
HR WVU - Guzman, Armani (1)
HR QUEENS - RIVERA, A (3)

Mar 02, 2025 at Greensboro, N.C.

Score by Innings	1	2	3	4	5	6	7	8	9	R	H	E
WEST VIRGINIA	0	0	0	0	2	0	5	1	3	11	9	2
Queens	0	1	0	0	0	0	0	0	0	1	3	3

WP-Van Kempen, Gavin (2-0) LP-QUEZADA, A (0-2) T-3:12 A-269
HR WVU - Kresser, Brodie, Hussey, Grant
HR QUEENS - STEWART, C

Mar 03, 2025 at Charlotte, N.C.

Score by Innings	1	2	3	4	5	6	7	8	9	R	H	E
WEST VIRGINIA	0	9	2	1	5	0	0	0	0	17	19	1
Queens	0	0	0	3	0	0	0	0	0	3	5	0

WP-Hagen, David (1-0) LP-RULLER, J (0-3) T-2:34 A-172
HR WVU - Rinehart, Jace (1), Barnett, Spencer (1)

Mar 07, 2025 at Morgantown, W.Va.

Score by Innings	1	2	3	4	5	6	7	8	9	R	H	E
Kennesaw State	0	0	1	0	1	0	0	0	0	2	4	2
West Virginia	0	1	3	2	0	0	9	1	X	16	18	1

WP-Kirn, Griffin (3-0) LP-Braden Osbolt (0-1) T-3:10 A-2411
HR KSU(1) - Donovan Cash (3), Jackson Chirello (1)
HR WVU - Rinehart, Jace (2)

Mar 07, 2025 at Morgantown, W.Va.

Score by Innings	1	2	3	4	5	6	7	8	9	R	H	E
Kennesaw State	0	0	1	0	1	0	0	0	0	2	4	2
West Virginia	0	1	3	2	0	0	9	1	X	16	18	1

WP-Kirn, Griffin (3-0) LP-Braden Osbolt (0-1) T-3:10 A-2411
HR KSU(1) - Donovan Cash (3), Jackson Chirello (1)
HR WVU - Rinehart, Jace (2)

Mar 08, 2025 at Morgantown, W.Va.

Score by Innings	1	2	3	4	5	6	7	8	9	R	H	E
Kennesaw State	2	0	2	2	0	1	0	0	6	13	14	1
West Virginia	1	0	5	0	1	0	2	0	0	9	9	3

WP-Ryan Renfro (2-0) LP-Kartsonas, Jack (1-1) T-3:12 A-2544
HR KSU(1) - Donovan Cash (4), Cam Suto (4)
HR WVU - Sauve, Logan (1)

Mar 09, 2025 at Morgantown, W.Va.

Score by Innings	1	2	3	4	5	6	7	8	9	R	H	E
Kennesaw State	3	0	0	0	1	0	1	0	2	7	10	4
West Virginia	4	0	1	0	4	0	0	5	X	14	15	3

WP-Hutson, Tyler (1-0) LP-Ryan Gold (0-1) T-3:30 A-2594
HR KSU(1) - Cam Suto (5), Wesley Alig (1)
HR WVU - Kresser, Brodie (2), White, Sam (2)

Mar 11, 2025 at Morgantown, W.Va.

Score by Innings	1	2	3	4	5	6	7	8	9	R	H	E
Towson	0	0	0	0	2	0	3	0	0	5	4	3
West Virginia	4	3	0	2	0	1	1	5	0	16	10	1

WP-Meyer, Chase (3-0) LP-Jonathan Rosario (0-2) T-2:27 A-2469
HR WVU - Barnett, Spencer (2)

Mar 16, 2025 at Stillwater, Okla.

Score by Innings	1	2	3	4	5	6	7	8	9	R	H	E
West Virginia	0	3	0	0	1	1	3	0	0	8	12	0
Oklahoma State	0	1	0	3	1	1	0	0	0	6	8	1

WP-Meyer, Chase (4-0) LP-Ure (1-1) T-3:35 A-4550
HR WVU - Rinehart, Jace (3), Kelly, Gavin (1), West, Kyle (2)
HR OSU - Smith, Bray. (3), Daugherty (2), Ritchie (2)

Mar 18, 2025 at Morgantown, W.Va.

Score by Innings	1	2	3	4	5	6	7	8	9	R	H	E
James Madison	0	0	1	0	0	0	0	0	0	1	3	2
West Virginia	8	0	0	0	0	1	1	1	1	11	9	0

WP-Stiffler, Mac (1-0) LP-Tyler, Timothy (0-1) T-3:01 A-2484
HR WVU - Hussey, Grant (3)

Mar 19, 2025 at Morgantown, W.Va.

Score by Innings	1	2	3	4	5	6	7	8	9	R	H	E
James Madison	1	0	0	0	0	0	0	0	0	1	6	1
West Virginia	0	0	1	2	0	0	0	0	X	3	6	0

WP-Hagen, David (2-0) Save-Kartsonas, Jack(1) LP-Costello, Corey (0-1) T-2:43 A-2664
HR JMU - Langley, Kyle (1)

Mar 21, 2025 at Morgantown, W.Va.

Score by Innings	1	2	3	4	5	6	7	8	9	10	11	12	13	14	15	16	R	H	E	
Arizona	0	2	2	0	0	0	0	0	0	0	0	0	0	0	0	0	2	6	12	2
West Virginia	0	0	0	1	0	2	0	0	0	1	0	0	0	0	0	0	0	4	10	3

WP-Tonghini, Julian (2-0) Save-Martinez, Matthew(1) LP-Meyer, Chase (4-1) T-5: A-2823 A-2823

Mar 22, 2025 at Morgantown, W.Va.

Score by Innings	1	2	3	4	5	6	7	8	9	R	H	E
Arizona	1	1	0	1	0	0	0	0	0	3	7	1
West Virginia	0	0	2	7	0	0	2	0	X	11	14	0

WP-Bassinger, Reese (2-0) LP-Kramkowski, Owen (3-2) T-2:54 A-2724
HR ARIZ - Splaine, Tommy (1)
HR WVU - Rinehart, Jace (4)

Mar 23, 2025 at Morgantown, W.Va.

Score by Innings	1	2	3	4	5	6	7	8	9	R	H	E
Arizona	0	1	2	0	0	0	0	6	2	11	12	0
West Virginia	0	0	2	2	0	0	0	0	0	4	9	1

WP-Hintz, Casey (5-0) LP-Hutson, Tyler (1-1) T-3:16 A-2812
HR ARIZ - White, Mason (4), Mihalakis, Maddox (1), Guzman, Adonys (2) (4)
HR WVU - White, Sam (3)

Mar 25, 2025 at Morgantown, W.Va.

Score by Innings	1	2	3	4	5	6	7	8	9	R	H	E
Marshall	0	0	0	0	0	0	0	0	0	0	4	1
West Virginia	1	1	4	0	0	0	0	1	X	7	8	1

WP-Hutson, Tyler (2-1) LP-Fenix DiGiacomo (1-4) T-2:48 A-3244
HR WVU - Swain, Chase (2)

Mar 27, 2025 at Provo, UT

Score by Innings	1	2	3	4	5	6	7	8	9	R	H	E
West Virginia	0	4	0	0	0	0	0	0	1	5	8	2
BYU Cougars	0	1	1	0	6	1	2	3	X	14	14	0

WP-Reiser, J. (3-0) LP-Lyman, Luke (1-1) T-3:25 A-1715

Mar 28, 2025 at Provo, UT

Score by Innings	1	2	3	4	5	6	7	8	9	R	H	E
West Virginia	0	1	2	0	2	0	7	8	0	20	19	1
BYU Cougars	0	1	0	1	0	0	0	0	4	6	8	0

WP-Meyer, Chase (5-1) LP-Harris, J. (1-2) T-3:47 A-1946
HR WVU - King, Skylar

Mar 29, 2025 at Provo UT



2025 LINE SCORES

Apr 01, 2025 at Columbus, Ohio

Score by Innings	1	2	3	4	5	6	7	8	9	R	H	E
West Virginia	0	1	1	4	1	2	0	0	0	9	10	3
Ohio State	1	1	0	2	0	0	1	1	0	6	7	1

WP-Fehrman, Cole (1-0) Save-Bassinger, Reese(4) LP-Giese (0-1) T-3:35 A-1422
HR OHSTATE - Ellis, Graveline

Apr 02, 2025 at Morgantown, W.Va.

Score by Innings	1	2	3	4	5	6	7	8	9	R	H	E
Pittsburgh	0	0	0	1	0	0	0	0	0	1	4	1
West Virginia	0	5	0	3	1	0	1	1	0	11	11	0

WP-Hudson, Benjamin (1-0) LP-Doganiero, Antonio (1-1) T-3:21 A-4629

Apr 04, 2025 at Morgantown, W.Va.

Score by Innings	1	2	3	4	5	6	7	8	9	R	H	E
Utah	0	1	0	0	0	0	2	0	0	3	7	3
West Virginia	0	0	2	0	1	0	0	3	X	6	7	1

WP-Meyer, Chase (5-1) LP-McAnelly, Colter (2-2) T-2:44 A-2763
HR UTAH - DiGiorno, Drake (1)
HR WVU - Sauve, Logan (3), West, Kyle (3), Rinehart, Jace (6), Hussey, Grant (4)

Apr 05, 2025 at Morgantown, W.Va.

Score by Innings	1	2	3	4	5	6	7	8	9	R	H	E
Utah	1	0	0	1	2	0	0	0	0	4	7	0
West Virginia	1	3	0	1	0	0	1	0	X	6	9	1

WP-Bassinger, Reese (3-0) LP-Jones, Merit (2-4) T-2:35 A-3417
HR WVU - Kresser, Brodie (3)

Apr 05, 2025 at Morgantown, W.Va.

Score by Innings	1	2	3	4	5	6	7	8	9	R	H	E
Utah	0	1	2	0	1	0	0	0	0	4	10	4
West Virginia	0	4	1	5	1	0	1	2	0	14	17	0

WP-Kartsonas, Jack (2-1) LP-Nielson, Cameron (2-3) T-3:20 A-3417
HR UTAH - Jackson, Core (7)
HR WVU - Hussey, Grant (5)

Apr 11, 2025 at Houston, Texas

Score by Innings	1	2	3	4	5	6	7	8	9	R	H	E
West Virginia	0	1	0	4	1	1	0	2	0	9	15	1
Houston	0	0	0	1	1	0	0	0	0	2	5	3

WP-Kim, Griffin (4-0) Save-Bassinger, Reese(5) LP-Schmitz, P. (3-3) T-3:08 A-1074
HR HOU - Climie, C. (8)

Apr 12, 2025 at Houston, Texas

Score by Innings	1	2	3	4	5	6	7	8	9	R	H	E
West Virginia	0	3	2	2	2	0	0	0	0	9	11	0
Houston	3	0	1	0	3	0	1	0	0	8	7	2

WP-Hudson, Benjamin (2-0) Save-Estridge, Carson(2) LP-Roman, R. (0-5) T-3:32 A-1386
HR HOU - DeJesus, C. (1), Lott, M. (4)

Apr 13, 2025 at Houston, Texas

Score by Innings	1	2	3	4	5	6	7	8	9	R	H	E
West Virginia	2	0	1	2	0	0	0	4	2	11	11	1
Houston	0	0	0	0	0	0	1	3	0	4	3	2

WP-Kartsonas, Jack (3-1) LP-Luzardo, D. (1-1) T-3:41 A-1259
HR WVU - Sauve, Logan 2 (5), West, Kyle (4)

Apr 15, 2025 at Huntington, W.Va.

Score by Innings	1	2	3	4	5	6	7	8	9	R	H	E
West Virginia	0	2	0	0	0	0	2	0	1	5	6	1
Marshall	0	2	0	1	1	0	0	0	0	4	8	1

WP-Estridge, Carson (3-0) LP-Tim Baird (3-2) T-2:40 A-2620

Apr 17, 2025 at Morgantown, W.Va.

Score by Innings	1	2	3	4	5	6	7	8	9	R	H	E
Cincinnati	0	0	2	0	0	0	0	0	0	2	6	0
West Virginia	1	0	1	0	0	1	0	0	X	3	5	1

WP-Meyer, Chase (7-1) LP-Taylor, Nathan (4-1) T-2:56 A-3370

Apr 18, 2025 at Morgantown, W.Va.

Score by Innings	1	2	3	4	5	6	7	8	9	R	H	E
Cincinnati	0	0	0	1	0	0	1	0	2	4	5	0
West Virginia	1	0	0	1	1	3	0	0	X	6	11	2

WP-Bassinger, Reese (4-0) Save-Estridge, Carson(3) LP-O'Connor, Kellen (1-2) T A-4289 A-4289 en
HR UC - Natili, Jack (4)
HR WVU - Sauve, Logan (6), Rinehart, Jace (7), Hussey, Grant (6)

Apr 19, 2025 at Morgantown, W.Va.

Score by Innings	1	2	3	4	5	6	7	8	9	R	H	E
Cincinnati	0	0	1	0	0	0	0	4	0	5	5	2
West Virginia	0	0	0	4	4	1	1	0	X	10	13	1

WP-Kartsonas, Jack (4-1) LP-Marsh, Carson (3-3) T-3:12 A-3776
HR WVU - Sauve, Logan (7)

Apr 22, 2025 at University Park, Pa.

Score by Innings	1	2	3	4	5	6	7	8	9	R	H	E
West Virginia	0	0	0	0	0	2	0	0	0	2	7	1
Penn State	1	0	0	0	2	0	0	0	X	3	7	1

WP-Butash, M. (3-1) Save-Renner, Ch.(2) LP-Hudson, Benjamin (2-1) T-2:42 A-6106
HR WVU - Barnett, Spencer
HR PSU - Porter, J.

Apr 25, 2025 at Orlando, Fla.

Score by Innings	1	2	3	4	5	6	7	8	9	R	H	E
West Virginia	0	0	0	0	1	0	1	2	0	4	1	2
UCF	0	0	0	0	1	0	0	0	0	1	9	1

WP-Bassinger, Reese (5-0) Save-Estridge, Carson(4) LP-Stagliano, D (1-3) T-3:2 A-1965 A-1965 rso

Apr 26, 2025 at Orlando, Fla.

Score by Innings	1	2	3	4	5	6	7	8	9	R	H	E
West Virginia	5	0	0	0	1	0	1	4	4	15	13	1
UCF	4	0	0	2	1	0	1	2	0	10	16	2

WP-Meyer, Chase (8-1) Save-Estridge, Carson(5) LP-Sosnowski, K (2-3) T-4:43 A-2245
HR WVU - Lumsden, Ben (1)
HR UCF - Sundeane, A (5)

Apr 27, 2025 at Orlando, Fla.

Score by Innings	1	2	3	4	5	6	7	8	9	R	H	E
West Virginia	1	0	0	0	3	0	0	0	0	4	7	0
UCF	1	1	0	0	0	1	0	0	0	3	9	0

WP-Kartsonas, Jack (5-1) Save-McDougal, Ben(1) LP-Sauser, M (3-1) T-2:48 A-1853

Apr 30, 2025 at Charleston, W.Va.

Score by Innings	1	2	3	4	5	6	7	8	9	R	H	E
West Virginia	2	0	1	0	1	2	0	0	0	6	9	2
Marshall	1	0	0	3	0	2	0	0	1	7	7	1

WP-Charlie Krebs (4-2) LP-Meyer, Chase (8-2) T-3:03 A-9639
HR WVU - West, Kyle (5)
HR MAR - AJ Havrilla (4), Jackson Golden (1)

May 03, 2025 at Morgantown, W.Va.

Score by Innings	1	2	3	4	5	6	7	8	9	R	H	E
Texas Tech	2	0	0	0	0	1	3	0	0	6	10	0
West Virginia	0	0	1	0	0	0	3	0	0	4	9	1

WP-Cebert, Jack (6-2) Save-Pirko, Lukas(1) LP-Kirn, Griffin (4-1) T-4:14 A-3848
HR WVU - King, Skylar (3), Hussey, Grant (7)

May 03, 2025 at Morgantown, W.Va.

Score by Innings	1	2	3	4	5	6	7	8	9	R	H	E
Texas Tech	0	0	1	1	0	0	0	0	0	2	9	1
West Virginia	1	0	2	0	0	0	0	0	X	3	8	1

WP-Bassinger, Reese (6-0) LP-Bourdreau, Tyler (1-4) T-2:49 A-3848
HR TTU - Lopez, Tracer

May 04, 2025 at Morgantown, W.Va.

Score by Innings	1	2	3	4	5	6	7	8	9	R	H	E
Texas Tech	0	0	0	0	0	0	0	0	0	0	7	1
West Virginia	0	0	0	3	0	0	2	0	X	5	10	0

WP-Kartsonas, Jack (6-1) LP-Petty, Zane (1-3) T-2:45 A-3384
HR WVU - West, Kyle (6)

May 06, 2025 at Pittsburgh, PA

Score by Innings	1	2	3	4	5	6	7	8	9	R	H	E
West Virginia	3	1	0	0	0	2	0	2	1	9	10	1
PITTSBURGH	0	0	3	0	0	2	0	0	5	10	10	0

WP-Hummel, Will (1-0) LP-Stiffler, Mac (2-1) T-3:51 A-769
HR WVU - West, Kyle (7)
HR UP - Melendez, Jayden (5), Pisacreta, Sebastian (6)

May 09, 2025 at Manhattan, KS

Score by Innings	1	2	3	4	5	6	7	8	9	R	H	E
West Virginia	0	0	0	3	1	0	0	2	1	7	11	1
Kansas State	0	0	0	0	0	0	2	0	6	8	13	1

WP-Ruhl, T. (3-2) LP-Estridge, Carson (3-1) T-2:40 A-2344
HR WVU - Rinehart, Jace (8)
HR KSU - O'Connor, K. (16), Madliak, B. (8)

May 10, 2025 at Manhattan, KS

Score by Innings	1	2	3	4	5	6	7	8	9	R	H	E
West Virginia	0	2	0	6	0	2	0	0	0	10	10	1
Kansas State	1	2	0	0	0	0	0	0	0	3	4	0

WP-McDougal, Ben (1-0) LP-Quevedo, M. (6-2) T-3:04 A-2344
HR WVU - West, Kyle (9)

May 11, 2025 at Manhattan, KS

Score by Innings	1	2	3	4	5	6	7	8	9	R	H	E
West Virginia	0	1	2	0	0	2	3	0	1	9	12	1
Kansas State	0	0	2	2	3	0	0	7	X	14	17	0

WP-Slack, J. (2-3) LP-Bassinger, Reese (6-1) T-3:07 A-2344
HR WVU - White, Sam (4)
HR KSU - Inoue, S. (9), Dardar, S. (11)

May 15, 2025 at Morgantown, W.Va.

Score by Innings	1	2	3	4	5	6	7	8	9	R	H	E
Kansas	1	0	0	0	0	0	0	1	1	3	8	0
West Virginia	0	0	0	0	0	0	0	0	0	0	6	0

WP-Voegel, Dominic (7-4) Save-Breckheimer, Alex(7) LP-Kirn, Griffin (4-2) T-2 A-3716 A-3716
HR KU - Brooks, Michael (9), Francis, Ian (6)

May 16, 2025 at Morgantown, W.Va.



2025 LINE SCORES

May 22, 2025 at Arlington, Texas

Score by Innings	1	2	3	4	5	6	7	8	9	R	H	E	
Cincinnati	1	0	0	0	2	0	0	0	0	-	3	8	1
West Virginia	0	0	0	5	0	3	2	0	X	-	10	8	0

WP-Kirm, Griffin (5-2) LP-Marsh, Carson (3-5) T-3:08 A-0
HR UC - Natli, Jack (9)
HR WVU - West, Kyle (10)

May 23, 2025 at Arlington, Texas

Score by Innings	1	2	3	4	5	6	7	8	9	R	H	E	
Arizona	1	0	1	0	3	2	3	0	2	-	12	17	0
West Virginia	0	0	0	0	0	0	1	0	0	-	1	10	0

WP-Garayzar, Raul (2-0) LP-Kartsonas, Jack (6-3) T-3:24 A-0
HR ARIZ - White, Mason 2 (16)



INDIVIDUAL CAREER SUMMARIES

Barnett, Spencer

Year	avg	gp-gs	ab	r	h	2b	3b	hr	rbi	tb	slg%	bb	hbp	so	gdp	ob%	sf	sh	sb-att	po	a	e	fld%
2024	.269	46-29	104	20	28	4	0	2	21	38	.365	21	0	35	0	.380	4	2	4-5	37	66	4	.963
2025	.278	44-28	115	23	32	5	1	4	26	51	.443	10	0	26	0	.331	2	3	3-3	31	60	5	.948
TOTAL	.274	90-57	219	43	60	9	1	6	47	89	.406	31	0	61	0	.355	6	5	7-8	68	126	9	.956

Bassinger, Reese

Year	avg	gp-gs	ab	r	h	2b	3b	hr	rbi	tb	slg%	bb	hbp	so	gdp	ob%	sf	sh	sb-att	po	a	e	fld%
2025	.000	0-0	0	0	0	0	0	0	0	0	.000	0	0	0	0	.000	0	0	0-0	0	12	3	.800
TOTAL	.000	0-0	0	0	0	0	0	0	0	0	.000	0	0	0	0	.000	0	0	0-0	0	12	3	.800

Year	era	w-l	app	qs	cq	sho	sv	ip	h	r	er	bb	so	2b	3b	hr	bf	bavq	wp	hbp	bk	sfa	sha
2025	3.88	6-1	26	0	0	0/0	5	55.2	47	26	24	10	38	12	1	5	230	.234	1	10	0	4	5
TOTAL	3.88	6-1	26	0	0	0/0	5	55.2	47	26	24	10	38	12	1	5	230	.234	1	10	0	4	5

Caraballo, Carlos

Year	avg	gp-gs	ab	r	h	2b	3b	hr	rbi	tb	slg%	bb	hbp	so	gdp	ob%	sf	sh	sb-att	po	a	e	fld%
------	-----	-------	----	---	---	----	----	----	-----	----	------	----	-----	----	-----	-----	----	----	--------	----	---	---	------

DeLisle, Tucker

Year	avg	gp-gs	ab	r	h	2b	3b	hr	rbi	tb	slg%	bb	hbp	so	gdp	ob%	sf	sh	sb-att	po	a	e	fld%
2025	.000	0-0	0	0	0	0	0	0	0	0	.000	0	0	0	0	.000	0	0	0-0	1	0	0	1.000
TOTAL	.000	0-0	0	0	0	0	0	0	0	0	.000	0	0	0	0	.000	0	0	0-0	1	0	0	1.000

Year	era	w-l	app	qs	cq	sho	sv	ip	h	r	er	bb	so	2b	3b	hr	bf	bavq	wp	hbp	bk	sfa	sha
2025	9.00	0-0	2	0	0	0/0	0	1.0	1	1	1	0	1	0	0	1	4	.250	0	0	0	0	0
TOTAL	9.00	0-0	2	0	0	0/0	0	1.0	1	1	1	0	1	0	0	1	4	.250	0	0	0	0	0

Estridge, Carson

Year	avg	gp-gs	ab	r	h	2b	3b	hr	rbi	tb	slg%	bb	hbp	so	gdp	ob%	sf	sh	sb-att	po	a	e	fld%
2023	.000	0-0	0	0	0	0	0	0	0	0	.000	0	0	0	0	.000	0	0	0-0	0	3	1	.750
2024	.000	0-0	0	0	0	0	0	0	0	0	.000	0	0	0	0	.000	0	0	0-0	4	6	1	.909
2025	.000	0-0	0	0	0	0	0	0	0	0	.000	0	0	0	0	.000	0	0	0-0	0	8	0	1.000
TOTAL	.000	0-0	0	0	0	0	0	0	0	0	.000	0	0	0	0	.000	0	0	0-0	4	17	2	.913

Year	era	w-l	app	qs	cq	sho	sv	ip	h	r	er	bb	so	2b	3b	hr	bf	bavq	wp	hbp	bk	sfa	sha
2023	4.91	3-1	11	5	0	0/1	1	25.2	33	16	14	9	35	6	0	2	123	.300	0	2	0	0	1
2024	3.21	1-2	21	4	0	0/1	4	42.0	35	15	15	20	48	3	2	2	182	.232	2	6	1	0	5
2025	5.55	3-1	20	3	0	0/1	5	47.0	52	29	29	16	45	7	1	7	211	.283	1	6	0	1	4
TOTAL	4.55	7-4	52	12	0	0/3	10	114.2	120	60	58	45	128	16	3	11	516	.270	3	14	1	1	10



INDIVIDUAL CAREER SUMMARIES

Fehrman, Cole

Year	avg	qp-gs	ab	r	h	2b	3b	hr	rbi	tb	slq%	bb	hbp	so	gdp	ob%	sf	sh	sb-att	po	a	e	fld%
2024	.000	0-0	0	0	0	0	0	0	0	0	.000	0	0	0	0	.000	0	0	0-0	0	2	0	1.000
2025	.000	0-0	0	0	0	0	0	0	0	0	.000	0	0	0	0	.000	0	0	0-0	0	1	1	.500
TOTAL	.000	0-0	0	0	0	0	0	0	0	0	.000	0	0	0	0	.000	0	0	0-0	0	3	1	.750

Year	era	w-l	app	gs	cq	sho	sv	ip	h	r	er	bb	so	2b	3b	hr	bf	bavg	wp	hbp	bk	sfa	sha
2023	0.00	0-1	7	0	0	0/0	0	3.0	4	3	0	6	3	0	0	0	19	.308	2	0	1	0	0
2024	18.90	0-0	5	0	0	0/0	0	3.1	6	7	7	7	6	2	0	0	24	.375	0	1	0	0	0
2025	11.12	1-0	12	0	0	0/0	0	5.2	8	7	7	8	7	1	0	0	37	.333	0	5	0	0	0
TOTAL	10.50	1-1	24	0	0	0/0	0	12.0	18	17	14	21	16	3	0	0	80	.340	2	6	1	0	0

Fredericks, Joe

Year	avg	qp-gs	ab	r	h	2b	3b	hr	rbi	tb	slq%	bb	hbp	so	gdp	ob%	sf	sh	sb-att	po	a	e	fld%
2024	.000	0-0	0	0	0	0	0	0	0	0	.000	0	0	0	0	.000	0	0	0-0	1	2	2	.600
TOTAL	.000	0-0	0	0	0	0	0	0	0	0	.000	0	0	0	0	.000	0	0	0-0	1	2	2	.600

Year	era	w-l	app	gs	cq	sho	sv	ip	h	r	er	bb	so	2b	3b	hr	bf	bavg	wp	hbp	bk	sfa	sha
2024	1.12	0-0	18	0	0	0/2	0	16.0	8	3	2	12	10	1	0	0	67	.154	0	2	0	0	1
2025	9.00	0-0	4	0	0	0/1	0	2.0	2	2	2	1	2	0	0	0	11	.286	0	3	0	0	0
TOTAL	2.00	0-0	22	0	0	0/3	0	18.0	10	5	4	13	12	1	0	0	78	.169	0	5	0	0	1

Garcia, Ellis

Year	avg	qp-gs	ab	r	h	2b	3b	hr	rbi	tb	slq%	bb	hbp	so	gdp	ob%	sf	sh	sb-att	po	a	e	fld%
2023	.260	53-45	169	24	44	12	0	3	27	65	.385	23	6	20	3	.367	1	0	3-4	23	84	10	.915
2024	.241	42-30	116	11	28	5	0	1	16	36	.310	8	1	14	2	.291	2	4	7-8	23	44	1	.985
2025	.222	30-0	18	3	4	0	0	1	4	7	.389	2	0	4	0	.300	0	0	0-0	1	9	0	1.000
TOTAL	.251	125-75	303	38	76	17	0	5	47	108	.356	33	7	38	5	.335	3	4	10-12	47	137	11	.944

Glasscock, JJ

Year	avg	qp-gs	ab	r	h	2b	3b	hr	rbi	tb	slq%	bb	hbp	so	gdp	ob%	sf	sh	sb-att	po	a	e	fld%
2025	4.76	0-0	10	0	0	0/0	0	5.2	6	3	3	7	7	1	0	0	33	.286	1	3	0	1	1
TOTAL	4.76	0-0	10	0	0	0/0	0	5.2	6	3	3	7	7	1	0	0	33	.286	1	3	0	1	1

Guzman, Armani

Year	avg	qp-gs	ab	r	h	2b	3b	hr	rbi	tb	slq%	bb	hbp	so	gdp	ob%	sf	sh	sb-att	po	a	e	fld%
2024	.053	32-2	19	11	1	0	0	0	0	1	.053	1	1	11	0	.143	0	0	10-11	11	9	0	1.000
2025	.291	44-20	86	24	25	3	1	2	16	36	.419	7	6	21	0	.380	1	2	15-17	53	6	1	.983
TOTAL	.248	76-22	105	35	26	3	1	2	16	37	.352	8	7	32	0	.339	1	2	25-28	64	15	1	.988



INDIVIDUAL CAREER SUMMARIES

Hagen, David

Year	avg	gp-gs	ab	r	h	2b	3b	hr	rbi	tb	slg%	bb	hbp	so	gdp	ob%	sf	sh	sb-att	po	a	e	fld%
2025	.000	0-0	0	0	0	0	0	0	0	0	.000	0	0	0	0	.000	0	0	0-0	2	6	1	.889
TOTAL	.000	0-0	0	0	0	0	0	0	0	0	.000	0	0	0	0	.000	0	0	0-0	2	6	1	.889

Year	era	w-l	app	qs	cq	sho	sv	ip	h	r	er	bb	so	2b	3b	hr	bf	bavg	wp	hbp	bk	sfa	sha
2025	2.35	2-0	11	7	0	0/1	0	23.0	17	9	6	13	13	1	0	2	101	.210	0	4	0	0	3
TOTAL	2.35	2-0	11	7	0	0/1	0	23.0	17	9	6	13	13	1	0	2	101	.210	0	4	0	0	3

Hoff, Bryson

Year	avg	gp-gs	ab	r	h	2b	3b	hr	rbi	tb	slg%	bb	hbp	so	gdp	ob%	sf	sh	sb-att	po	a	e	fld%
2025	27.00	0-0	6	0	0	0/1	0	1.2	4	5	5	3	3	0	0	0	15	.400	2	2	0	0	0
TOTAL	27.00	0-0	6	0	0	0/1	0	1.2	4	5	5	3	3	0	0	0	15	.400	2	2	0	0	0

Hudson, Benjamin

Year	avg	gp-gs	ab	r	h	2b	3b	hr	rbi	tb	slg%	bb	hbp	so	gdp	ob%	sf	sh	sb-att	po	a	e	fld%
2025	.000	0-0	0	0	0	0	0	0	0	0	.000	0	0	0	0	.000	0	0	0-0	1	5	0	1.000
TOTAL	.000	0-0	0	0	0	0	0	0	0	0	.000	0	0	0	0	.000	0	0	0-0	1	5	0	1.000

Year	era	w-l	app	qs	cq	sho	sv	ip	h	r	er	bb	so	2b	3b	hr	bf	bavg	wp	hbp	bk	sfa	sha
2025	3.76	2-1	17	1	0	0/0	0	26.1	24	15	11	11	29	6	0	4	116	.253	0	8	0	1	1
TOTAL	3.76	2-1	17	1	0	0/0	0	26.1	24	15	11	11	29	6	0	4	116	.253	0	8	0	1	1

Hussey, Grant

Year	avg	gp-gs	ab	r	h	2b	3b	hr	rbi	tb	slg%	bb	hbp	so	gdp	ob%	sf	sh	sb-att	po	a	e	fld%
2022	.244	54-54	176	34	43	10	0	11	35	86	.489	30	10	69	2	.379	3	1	1-3	434	28	4	.991
2023	.254	55-51	181	36	46	12	0	14	46	100	.552	31	11	72	2	.393	1	0	0-0	410	19	8	.982
2024	.242	57-54	186	34	45	8	1	12	37	91	.489	18	12	63	0	.339	5	2	7-9	385	34	1	.998
2025	.277	55-54	191	35	53	12	1	7	35	88	.461	20	6	53	0	.361	2	2	7-8	402	17	2	.995
TOTAL	.255	221-213	734	139	187	42	2	44	153	365	.497	99	39	257	4	.368	11	5	15-20	1631	98	15	.991

Hutson, Tyler

Year	avg	gp-gs	ab	r	h	2b	3b	hr	rbi	tb	slg%	bb	hbp	so	gdp	ob%	sf	sh	sb-att	po	a	e	fld%
2025	.000	0-0	0	0	0	0	0	0	0	0	.000	0	0	0	0	.000	0	0	0-0	1	0	0	1.000
TOTAL	.000	0-0	0	0	0	0	0	0	0	0	.000	0	0	0	0	.000	0	0	0-0	1	0	0	1.000

Year	era	w-l	app	qs	cq	sho	sv	ip	h	r	er	bb	so	2b	3b	hr	bf	bavg	wp	hbp	bk	sfa	sha
2025	4.12	2-1	13	1	0	0/1	0	24.0	22	13	11	8	29	2	0	4	100	.244	0	1	0	1	0
TOTAL	4.12	2-1	13	1	0	0/1	0	24.0	22	13	11	8	29	2	0	4	100	.244	0	1	0	1	0

Ingram, Jackson

Year	avg	gp-gs	ab	r	h	2b	3b	hr	rbi	tb	slg%	bb	hbp	so	gdp	ob%	sf	sh	sb-att	po	a	e	fld%
------	-----	-------	----	---	---	----	----	----	-----	----	------	----	-----	----	-----	-----	----	----	--------	----	---	---	------





Kartsonas, Jack

Year	avg	gp-gs	ab	r	h	2b	3b	hr	rbi	tb	slg%	bb	hbp	so	gdp	ob%	sf	sh	sb-att	po	a	e	fld%
2025	.000	0-0	0	0	0	0	0	0	0	0	.000	0	0	0	0	.000	0	0	0-0	1	8	0	1.000
TOTAL	.000	0-0	0	0	0	0	0	0	0	0	.000	0	0	0	0	.000	0	0	0-0	1	8	0	1.000

Year	era	w-l	app	qs	cq	sho	sv	ip	h	r	er	bb	so	2b	3b	hr	bf	bavg	wp	hbp	bk	sfa	sha
2025	2.90	6-3	18	7	0	0/1	1	59.0	55	22	19	15	69	6	0	5	250	.242	5	7	0	0	1
TOTAL	2.90	6-3	18	7	0	0/1	1	59.0	55	22	19	15	69	6	0	5	250	.242	5	7	0	0	1

Kelly, Gavin

Year	avg	gp-gs	ab	r	h	2b	3b	hr	rbi	tb	slg%	bb	hbp	so	gdp	ob%	sf	sh	sb-att	po	a	e	fld%
2025	.301	46-40	146	33	44	5	2	1	32	56	.384	20	10	27	2	.409	5	2	14-16	172	64	5	.979
TOTAL	.301	46-40	146	33	44	5	2	1	32	56	.384	20	10	27	2	.409	5	2	14-16	172	64	5	.979

Van Kempen, Gavin

Year	avg	gp-gs	ab	r	h	2b	3b	hr	rbi	tb	slg%	bb	hbp	so	gdp	ob%	sf	sh	sb-att	po	a	e	fld%
2023	.000	0-0	0	0	0	0	0	0	0	0	.000	0	0	0	0	.000	0	0	0-0	0	2	1	.667
2024	.000	0-0	0	0	0	0	0	0	0	0	.000	0	0	0	0	.000	0	0	0-0	1	6	2	.778
2025	.000	0-0	0	0	0	0	0	0	0	0	.000	0	0	0	0	.000	0	0	0-0	2	2	1	.800
TOTAL	.000	0-0	0	0	0	0	0	0	0	0	.000	0	0	0	0	.000	0	0	0-0	3	10	4	.765

Year	era	w-l	app	qs	cq	sho	sv	ip	h	r	er	bb	so	2b	3b	hr	bf	bavg	wp	hbp	bk	sfa	sha
2023	5.13	3-0	12	4	0	0/1	1	26.1	23	16	15	13	21	5	0	3	119	.230	1	5	1	0	1
2024	3.14	7-1	13	5	0	0/2	0	28.2	20	10	10	14	35	0	0	4	119	.200	3	4	0	0	1
2025	6.13	2-0	14	13	0	0/0	0	39.2	41	28	27	26	37	12	0	7	186	.261	5	2	0	1	0
TOTAL	4.94	12-1	39	22	0	0/3	1	94.2	84	54	52	53	93	17	0	14	424	.235	9	11	1	1	2

King, Skylar

Year	avg	gp-gs	ab	r	h	2b	3b	hr	rbi	tb	slg%	bb	hbp	so	gdp	ob%	sf	sh	sb-att	po	a	e	fld%
2023	.227	17-2	22	4	5	1	0	0	3	6	.273	0	0	2	0	.227	0	0	0-0	10	0	0	1.000
2024	.258	58-45	155	33	40	8	0	5	26	63	.406	13	6	21	4	.335	2	7	9-12	97	2	3	.971
2025	.310	54-54	187	40	58	8	2	3	29	79	.422	26	14	29	0	.428	2	4	13-23	111	3	2	.983
TOTAL	.283	129-101	364	77	103	17	2	8	58	148	.407	39	20	52	4	.379	4	11	22-35	218	5	5	.978

Kirn, Griffin

Year	avg	gp-gs	ab	r	h	2b	3b	hr	rbi	tb	slg%	bb	hbp	so	gdp	ob%	sf	sh	sb-att	po	a	e	fld%
2025	.000	0-0	0	0	0	0	0	0	0	0	.000	0	0	0	0	.000	0	0	0-0	3	13	2	.889
TOTAL	.000	0-0	0	0	0	0	0	0	0	0	.000	0	0	0	0	.000	0	0	0-0	3	13	2	.889

Year	era	w-l	app	qs	cq	sho	sv	ip	h	r	er	bb	so	2b	3b	hr	bf	bavg	wp	hbp	bk	sfa	sha
2025	3.32	5-2	15	15	1	0/0	0	86.2	78	39	32	27	92	17	1	12	366	.241	2	9	3	2	4
TOTAL	3.32	5-2	15	15	1	0/0	0	86.2	78	39	32	27	92	17	1	12	366	.241	2	9	3	2	4

Kresser, Brodie

Year	avg	gp-gs	ab	r	h	2b	3b	hr	rbi	tb	slg%	bb	hbp	so	gdp	ob%	sf	sh	sb-att	po	a	e	fld%
2024	.278	47-42	144	27	40	7	1	4	24	61	.424	18	14	27	2	.409	0	3	13-16	60	107	5	.971
2025	.275	54-54	189	46	52	11	0	3	40	72	.381	25	9	34	2	.374	7	5	13-16	95	136	12	.951
TOTAL	.276	101-96	333	73	92	18	1	7	64	133	.399	43	23	61	4	.389	7	8	26-32	155	243	17	.959



Lumsden, Ben

Year	avg	gp-gs	ab	r	h	2b	3b	hr	rbi	tb	slg%	bb	hbp	so	qdp	ob%	sf	sh	sb-att	po	a	e	fld%
2024	.251	55-50	175	33	44	10	0	7	25	75	.429	31	1	59	3	.365	1	3	3-3	108	4	1	.991
2025	.125	35-1	32	8	4	1	0	1	8	8	.250	8	2	11	1	.333	0	0	1-1	14	1	0	1.000
TOTAL	.232	90-51	207	41	48	11	0	8	33	83	.401	39	3	70	4	.360	1	3	4-4	122	5	1	.992

Lyman, Luke

Year	avg	gp-gs	ab	r	h	2b	3b	hr	rbi	tb	slg%	bb	hbp	so	qdp	ob%	sf	sh	sb-att	po	a	e	fld%
2025	.000	0-0	0	0	0	0	0	0	0	0	.000	0	0	0	0	.000	0	0	0-0	1	0	0	1.000
TOTAL	.000	0-0	0	0	0	0	0	0	0	0	.000	0	0	0	0	.000	0	0	0-0	1	0	0	1.000

Year	era	w-l	app	qs	cq	sho	sv	ip	h	r	er	bb	so	2b	3b	hr	bf	bavg	wp	hbp	bk	sfa	sha
2024	4.26	0-0	6	0	0	0/1	1	6.1	3	3	3	3	6	1	0	1	25	.150	0	2	1	0	0
2025	5.68	1-1	9	0	0	0/0	0	6.1	4	5	4	7	10	2	0	0	32	.174	2	1	1	1	0
TOTAL	4.97	1-1	15	0	0	0/1	1	12.2	7	8	7	10	16	3	0	1	57	.163	2	3	2	1	0

Maggy, Ryan

Year	avg	gp-gs	ab	r	h	2b	3b	hr	rbi	tb	slg%	bb	hbp	so	qdp	ob%	sf	sh	sb-att	po	a	e	fld%
------	-----	-------	----	---	---	----	----	----	-----	----	------	----	-----	----	-----	-----	----	----	--------	----	---	---	------

Marot, Alex

Year	avg	gp-gs	ab	r	h	2b	3b	hr	rbi	tb	slg%	bb	hbp	so	qdp	ob%	sf	sh	sb-att	po	a	e	fld%
2025	.273	17-6	33	4	9	2	0	0	6	11	.333	6	0	10	0	.385	0	0	0-0	23	9	1	.970
TOTAL	.273	17-6	33	4	9	2	0	0	6	11	.333	6	0	10	0	.385	0	0	0-0	23	9	1	.970

McDougal, Ben

Year	avg	gp-gs	ab	r	h	2b	3b	hr	rbi	tb	slg%	bb	hbp	so	qdp	ob%	sf	sh	sb-att	po	a	e	fld%
2025	.000	0-0	0	0	0	0	0	0	0	0	.000	0	0	0	0	.000	0	0	0-0	0	2	0	1.000
TOTAL	.000	0-0	0	0	0	0	0	0	0	0	.000	0	0	0	0	.000	0	0	0-0	0	2	0	1.000

Year	era	w-l	app	qs	cq	sho	sv	ip	h	r	er	bb	so	2b	3b	hr	bf	bavg	wp	hbp	bk	sfa	sha
2025	4.19	1-1	16	0	0	0/1	1	19.1	14	10	9	6	12	5	0	0	80	.203	1	3	1	1	0
TOTAL	4.19	1-1	16	0	0	0/1	1	19.1	14	10	9	6	12	5	0	0	80	.203	1	3	1	1	0

Meyer, Chase

Year	avg	gp-gs	ab	r	h	2b	3b	hr	rbi	tb	slg%	bb	hbp	so	qdp	ob%	sf	sh	sb-att	po	a	e	fld%
2024	.000	0-0	0	0	0	0	0	0	0	0	.000	0	0	0	0	.000	0	0	0-0	1	3	3	.571
2025	.000	1-0	2	0	0	0	0	0	0	0	.000	0	0	1	0	.000	0	0	0-0	4	12	0	1.000
TOTAL	.000	1-0	2	0	0	0	0	0	0	0	.000	0	0	1	0	.000	0	0	0-0	5	15	3	.870

Year	era	w-l	app	qs	cq	sho	sv	ip	h	r	er	bb	so	2b	3b	hr	bf	bavg	wp	hbp	bk	sfa	sha
2024	8.38	1-1	13	1	0	0/1	0	19.1	17	20	18	24	28	0	0	1	100	.243	2	5	0	1	0
2025	4.10	8-2	20	3	0	0/1	1	41.2	29	22	19	32	59	3	0	1	188	.199	4	9	0	0	1
TOTAL	5.46	9-3	33	4	0	0/2	1	61.0	46	42	37	56	87	3	0	2	288	.213	6	14	0	1	1



Molessa, Maxwell

Year	avg	gp-gs	ab	r	h	2b	3b	hr	rbi	tb	slg%	bb	hbp	so	gdp	ob%	sf	sh	sb-att	po	a	e	fld%
------	-----	-------	----	---	---	----	----	----	-----	----	------	----	-----	----	-----	-----	----	----	--------	----	---	---	------

Perazza, Michael

Year	avg	gp-gs	ab	r	h	2b	3b	hr	rbi	tb	slg%	bb	hbp	so	gdp	ob%	sf	sh	sb-att	po	a	e	fld%
2024	.258	33-15	62	7	16	4	0	1	7	23	.371	4	1	16	1	.313	0	0	1-3	15	1	0	1.000
2025	.233	21-10	43	6	10	0	0	1	5	13	.302	1	1	11	1	.250	3	0	3-4	13	1	0	1.000
TOTAL	.248	54-25	105	13	26	4	0	2	12	36	.343	5	2	27	2	.287	3	0	4-7	28	2	0	1.000

Porco, Robby

Year	avg	gp-gs	ab	r	h	2b	3b	hr	rbi	tb	slg%	bb	hbp	so	gdp	ob%	sf	sh	sb-att	po	a	e	fld%
2023	.000	0-0	0	0	0	0	0	0	0	0	.000	0	0	0	0	.000	0	0	0-0	2	2	0	1.000
2024	.000	0-0	0	0	0	0	0	0	0	0	.000	0	0	0	0	.000	0	0	0-0	0	0	1	.000
2025	.000	0-0	0	0	0	0	0	0	0	0	.000	0	0	0	0	.000	0	0	0-0	0	1	0	1.000
TOTAL	.000	0-0	0	0	0	0	0	0	0	0	.000	0	0	0	0	.000	0	0	0-0	2	3	1	.833

Year	era	w-l	app	gs	cq	sho	sv	ip	h	r	er	bb	so	2b	3b	hr	bf	bavg	wp	hbp	bk	sfa	sha
2023	7.50	4-1	16	7	0	0/1	0	36.0	34	32	30	29	44	7	0	7	172	.239	3	1	0	0	0
2024	8.71	2-1	13	1	0	0/1	0	10.1	10	11	10	17	11	2	0	2	56	.270	2	1	0	0	1
2025	3.60	0-0	11	3	0	0/2	0	20.0	16	10	8	16	22	1	0	3	101	.200	1	5	2	0	0
TOTAL	6.51	6-2	40	11	0	0/4	0	66.1	60	53	48	62	77	10	0	12	329	.232	6	7	2	0	1

Rinehart, Jace

Year	avg	gp-gs	ab	r	h	2b	3b	hr	rbi	tb	slg%	bb	hbp	so	gdp	ob%	sf	sh	sb-att	po	a	e	fld%
2025	.324	52-48	179	38	58	20	0	8	50	102	.570	14	9	30	3	.399	1	1	3-6	70	0	0	1.000
TOTAL	.324	52-48	179	38	58	20	0	8	50	102	.570	14	9	30	3	.399	1	1	3-6	70	0	0	1.000

Sauve, Logan

Year	avg	gp-gs	ab	r	h	2b	3b	hr	rbi	tb	slg%	bb	hbp	so	gdp	ob%	sf	sh	sb-att	po	a	e	fld%
2023	.267	52-43	146	31	39	9	0	4	24	60	.411	23	10	40	5	.400	1	1	2-2	119	9	3	.977
2024	.308	45-44	182	42	56	8	0	8	37	88	.484	17	5	30	6	.379	2	1	2-2	329	30	3	.992
2025	.285	49-48	186	42	53	12	1	7	33	88	.473	33	3	33	7	.401	0	0	7-7	371	28	3	.993
TOTAL	.288	146-135	514	115	148	29	1	19	94	236	.459	73	18	103	18	.393	3	2	11-11	819	67	9	.990

Smith, Aidan

Year	avg	gp-gs	ab	r	h	2b	3b	hr	rbi	tb	slg%	bb	hbp	so	gdp	ob%	sf	sh	sb-att	po	a	e	fld%
2024	27.00	0-0	3	0	0	0/0	0	2.0	3	6	6	5	3	0	0	0	15	.333	0	1	0	0	0
2025	0.00	0-0	1	0	0	0/0	0	1.0	0	0	0	2	2	0	0	0	5	.000	0	0	0	0	0
TOTAL	18.00	0-0	4	0	0	0/0	0	3.0	3	6	6	7	5	0	0	0	20	.250	0	1	0	0	0



Stiffler, Mac

Year	avg	gp-gs	ab	r	h	2b	3b	hr	rbi	tb	slg%	bb	hbp	so	qdp	ob%	sf	sh	sb-att	po	a	e	fld%
Year	era	w-l	app	gs	cq	sho	sv	ip	h	r	er	bb	so	2b	3b	hr	bf	bavg	wp	hbp	bk	sfa	sha
2025	5.21	2-1	14	2	0	0/1	0	19.0	9	11	11	20	20	2	0	1	91	.138	3	6	0	0	0
TOTAL	5.21	2-1	14	2	0	0/1	0	19.0	9	11	11	20	20	2	0	1	91	.138	3	6	0	0	0

Swain, Chase

Year	avg	gp-gs	ab	r	h	2b	3b	hr	rbi	tb	slg%	bb	hbp	so	qdp	ob%	sf	sh	sb-att	po	a	e	fld%
2025	.313	48-39	134	40	42	6	3	2	29	60	.448	16	4	36	5	.392	4	3	11-14	24	40	9	.877
TOTAL	.313	48-39	134	40	42	6	3	2	29	60	.448	16	4	36	5	.392	4	3	11-14	24	40	9	.877

Valdes, Jorge

Year	avg	gp-gs	ab	r	h	2b	3b	hr	rbi	tb	slg%	bb	hbp	so	qdp	ob%	sf	sh	sb-att	po	a	e	fld%
2025	.158	37-0	19	8	3	0	0	0	5	3	.158	3	1	7	0	.304	0	0	0-1	11	0	0	1.000
TOTAL	.158	37-0	19	8	3	0	0	0	5	3	.158	3	1	7	0	.304	0	0	0-1	11	0	0	1.000

West, Kyle

Year	avg	gp-gs	ab	r	h	2b	3b	hr	rbi	tb	slg%	bb	hbp	so	qdp	ob%	sf	sh	sb-att	po	a	e	fld%
2024	.260	56-51	196	38	51	10	1	14	43	105	.536	21	4	64	2	.344	0	0	8-8	84	3	3	.967
2025	.354	54-47	164	40	58	15	0	10	35	103	.628	43	5	35	0	.500	0	0	6-8	38	1	2	.951
TOTAL	.303	110-98	360	78	109	25	1	24	78	208	.578	64	9	99	2	.420	0	0	14-16	122	4	5	.962

White, Sam

Year	avg	gp-gs	ab	r	h	2b	3b	hr	rbi	tb	slg%	bb	hbp	so	qdp	ob%	sf	sh	sb-att	po	a	e	fld%
2023	.246	50-38	138	23	34	7	1	4	23	55	.399	20	4	36	5	.354	2	1	0-0	87	54	6	.959
2024	.305	60-59	213	47	65	9	1	10	42	106	.498	32	6	56	4	.406	3	5	5-8	213	24	1	.996
2025	.353	46-46	170	40	60	15	0	4	41	87	.512	21	3	19	1	.420	6	0	9-13	25	35	6	.909
TOTAL	.305	156-143	521	110	159	31	2	18	106	248	.476	73	13	111	10	.396	11	6	14-21	325	113	13	.971

Yoak, Bryant

Year	avg	gp-gs	ab	r	h	2b	3b	hr	rbi	tb	slg%	bb	hbp	so	qdp	ob%	sf	sh	sb-att	po	a	e	fld%
Year	era	w-l	app	gs	cq	sho	sv	ip	h	r	er	bb	so	2b	3b	hr	bf	bavg	wp	hbp	bk	sfa	sha
2025	15.19	0-0	13	0	0	0/2	0	5.1	6	14	9	8	13	0	0	0	38	.240	0	5	0	0	0
TOTAL	15.19	0-0	13	0	0	0/2	0	5.1	6	14	9	8	13	0	0	0	38	.240	0	5	0	0	0





TV ROSTER



Jace Rinehart
#0 | OF | Sr.
Mannington, W.Va.



JJ Glasscock
#1 | RHP | r-Fr.
Fluvanna County, Va.



Gavin Kelly
#2 | C | Fr.
Pittsburgh, Pa.



Jorge Valdes
#4 | OF | Fr.
Milton, Ontario, Can.



Armani Guzman
#5 | UTL | So.
New York, N.Y.



Skylar King
#6 | OF | Jr.
Columbia, S.C.



Michael Perazza
#7 | OF | So.
Naples, Fla.



Grant Hussey
#9 | 1B | Sr.
Parkersburg, W.Va.



David Hagen
#10 | RHP | Fr.
Loveland, Ohio



Sam White
#11 | UTL | Jr.
Aurora, Ontario, Can.



Brodie Kresser
#12 | INF | Sr.
Jesup, Iowa



Ryan Maggy
#13 | INF | Fr.
Peru, N.Y.



Ben Hudson
#16 | RHP | Fr.
Medford, N.J.



Joe Fredericks
#17 | LHP | So.
Virginia Beach, Va.




Spencer Barnett
#18 | INF | So.
Pittsburgh, Pa.



Jackson Ingram
#19 | INF | Fr.
Staunton, Va.



Luke Lyman
#20 | RHP | Jr.
Berryville, Va.



Cole Fehrman
#21 | LHP | Jr.
Doylestown, Pa.



Ellis Garcia
#23 | INF | Jr.
Elmwood Park, N.J.



Chase Swain
#24 | INF | r-Fr.
Elsinboro, N.J.



Reese Bassinger
#29 | RHP | Sr.
Wylie, Texas



Tucker DeLisle
#30 | RHP | Fr.
Philadelphia, Pa.



Alex Marot
#31 | UTL | r-Fr.
Johnston, R.I.



Logan Sauve
#33 | C | Jr.
Boiling Springs, Pa.



Bryant Yoak
#34 | RHP | Fr.
Big Bend, W.Va.



Gavin Van Kempen
#35 | RHP | Jr.
Castleton, N.Y.



Ben Lumsden
#37 | OF | Jr.
Simpsonville, S.C.



Kyle West
#39 | UTL | Sr.
Hedgesville, W.Va.



Carson Estridge
#40 | RHP | Jr.
Haymarket, Va.



Maxwell Molessa
#41 | OF | Fr.
Pullman, W.Va.



Carlos Caraballo
#42 | RHP | Fr.
Hanover, Pa.



Robby Porco
#43 | RHP | Jr.
Warrington, Pa.



Mac Stiffler
#46 | RHP | Fr.
Hagerstown, Md.



Aidan Smith
#52 | RHP | So.
Silver Spring, Md.



Tyler Hutson
#53 | RHP | Sr.
Villa Hills, Ky.



Griffin Kirn
#54 | LHP | Sr.
Quincy, Ill.



Ben McDougal
#55 | LHP | Jr.
Bridgeport, W.Va.



Jack Kartsonas
#67 | RHP | Gr.
Pittsburgh, Pa.



Bryson Hoff
#88 | RHP | Fr.
Charleston, W.Va.



Chase Meyer
#99 | RHP | So.
Daytona Beach, Fla.



Steve Sabins
Head Coach
1st Season (10th Overall)



Jacob Garcia
Assistant Coach
6th Season



Jimmy Roesinger
Assistant Coach
2nd Season




Justin Oney
Assistant Coach
3rd Season




Chris Reilly
Director of Pitching
1st Season



Drew Hefner
Dir. of Player Dev.
2nd Season



Joey Cuomo
Director of Ops.
6th Season



Steven Rosier
Athletic Trainer
3rd Season