MARKET ACTION

Clark County, Washington Market Action Addition March 2020

The Clark County, Washington real estate marketplace has some unique characteristics. There is a much higher proportion of active residential listings in Clark County that are Proposed, defined as "not yet under construction", than exists in any other RMLS™ area. This means that there are fewer homes listed as Active that are ready to move into in an immediate timeframe.

The Clark County Association of Realtors®, an RMLS™ shareholder, has asked us to produce some additional statistics each month to delve more deeply into the inventory counts in Clark County. The following summary shows the number of homes available for immediate purchase and occupancy.

Total Active Listings* Reported in Market Action:	1,302
Less Listings with Purchase Contingencies*:	53
Readily Purchased Listings:	1,249
Percent of Total Active Listings:	*95.9%*
Less New Under Construction (not ready for occupancy):	194
Less New Proposed (not started):	180
Total Readily Purchased & Occupied Listing:	875
Percent of Total Active Listings:	*67.2%*
Inventory in Months of Readily Purchased & Occupied Listings:	1.4

* Active Listings reported in Market Action include three statuses (ACT, BMP, SSP). Two of these statuses are defined as listings with accepted offers that are still marketed as active listings due to the type of offer on the property. These are Bumpable Buyer, which is an offer that is contingent on the sale of the buyer's current home, and Short Sale Pending, where an offer has been accepted by the seller but the required third party approvals have not been obtained.

Source: RMLS™ Regional Multiple Listing Service, Portland Oregon

MARKET ACTION

A Publication of RMLS™, The Source for Real Estate Statistics in Your Community

Residential Review: Southwest Washington

March 2020 Reporting Period

March Residential Highlights

There were 1,022 new listings in March 2020, a 0.6% decrease from March 2019 (1,028) and 31.0% more than last month in February 2020 (780).

Pending sales (750) decreased 11.3% from March 2019 (846) and rose 4.5% from last month February 2020 when 718 offers were accepted.

Closed sales, at 620, decreased 3.0% from March 2019 (639) and increased 20.6% from the 514 closings recorded last month in February 2020.

Inventory and Total Market Time

Total market time decreased to 63 days in March. Inventory held steady at 2.1 months.

Year to Date Summary

Comparing the first three months of 2020 to the same period in 2019, new listings (2,560) decreased 2.8%, pending sales (2,045) decreased 1.4%, and closed sales (1,678) have increased 1.0%.

Average and Median Sale Prices

Comparing 2020 to 2019 through March, the average sale price has increased 5.5% from $398,800 to $420,800. In the same comparison, the median sale price has increased 8.2% from $359,000 to $388,400.

Inventory in Months*

	2018	2019	2020
January	2.2	3.2	2.4
February	1.9	2.9	2.1
March	1.6	2.4	2.1
April	1.7	2.4	
May	1.8	2.3	
June	2.1	2.4	
July	2.3	2.4	
August	2.3	2.3	
September	2.9	2.5	
October	2.7	2.5	
November	2.9	2.2	
December	2.9	1.8	

*Inventory in Months is calculated by dividing the Active Residential Listings at the end of the month in question by the number of closed sales for that month.This number includes proposed and under construction homes.

Percent Change of 12-Month Sale Price Compared With The Previous 12 Months

Average Sale Price % Change:
+3.8% ($411,700 v. $396,800)

Median Sale Price % Change:
+4.9% ($376,100 v. $358,500)

For further explanation of this measure, see the second footnote on page 3.

Due to significant differences between the counties in Southwest Washington, the Residential Review on pages 1, 3, 4, and 5 contain Clark County data only. For data on Cowlitz County, see the Area Report on page 2, or the graphs on page 6.

Clark County Residential Highlights		New Listings	Pending Sales	Closed Sales	Average Sale Price	Median Sale Price	Total Market Time
2020	March	1,022	750	620	426,300	391,700	63
	February	780	718	514	417,500	386,700	67
	Year-to-date	2,560	2,045	1,678	420,800	388,400	69
2019	March	1,028	846	639	397,100	367,000	72
	Year-to-date	2,635	2,074	1,662	398,800	359,000	71
Change	March	-0.6%	-11.3%	-3.0%	7.4%	6.7%	-12.7%
	Prev Mo 2020	31.0%	4.5%	20.6%	2.1%	1.3%	-6.0%
	Year-to-date	-2.8%	-1.4%	1.0%	5.5%	8.2%	-2.3%

© Copyright RMLS™ 2020. All Rights Reserved.

AREA REPORT • 3/2020
SW Washington

		RESIDENTIAL																COMMERCIAL		LAND		MULTIFAMILY	
		Current Month								Year-To-Date								Year-To-Date		Year-To-Date		Year-To-Date	
		Active Listings	New Listings	Expired.Canceled Listings	Pending Sales	Pending Sales 2020 v. 2019[1]	Closed Sales	Average Sale Price	Total Market Time[3]	New Listings	Pending Sales	Pending Sales 2020 v. 2019[1]	Closed Sales	Average Sale Price	Median Sale Price	Total Market Time	Avg. Sale Price % Change[2]	Closed Sales	Average Sale Price	Closed Sales	Average Sale Price	Closed Sales	Average Sale Price
11	Downtown Vancouver	20	19	3	16	14.3%	16	377,000	41	48	42	16.7%	40	352,700	325,000	73	2.0%	1	305,000	2	77,500	4	540,600
12	NW Heights	9	21	3	21	23.5%	19	296,800	30	58	60	27.7%	57	285,500	275,000	49	3.7%	-	-	-	-	6	634,200
13	SW Heights	23	14	2	6	-45.5%	10	421,500	103	35	29	-14.7%	29	442,800	355,000	100	-16.8%	-	-	-	-	1	311,000
14	Lincoln/Hazel Dell	22	15	2	9	-30.8%	14	378,300	23	51	36	24.1%	33	388,300	389,800	50	5.8%	-	-	1	142,000	-	-
15	E Hazel Dell	44	41	5	38	-19.1%	27	343,400	24	132	98	-26.9%	75	337,600	339,900	38	3.5%	1	260,000	7	221,600	-	-
20	NE Heights	13	16	1	12	-40.0%	7	376,400	41	39	33	-40.0%	31	325,300	325,000	38	5.4%	-	-	2	86,700	-	-
21	Orchards	32	45	4	28	-22.2%	29	342,400	32	103	79	-12.2%	77	319,700	329,900	48	5.1%	-	-	-	-	1	463,000
22	Evergreen	81	108	7	86	11.7%	65	335,700	33	264	205	22.0%	157	331,100	329,900	36	3.7%	2	227,500	2	259,000	5	572,100
23	E Heights	17	11	3	9	-40.0%	12	402,700	48	34	42	20.0%	34	375,000	320,000	91	7.1%	-	-	1	216,500	1	460,000
24	Cascade Park	26	26	4	15	-25.0%	21	456,400	47	67	58	18.4%	50	436,200	406,000	61	10.2%	-	-	-	-	1	455,900
25	Five Corners	11	28	2	28	7.7%	16	333,700	66	66	60	17.6%	34	329,100	326,100	52	3.6%	-	-	-	-	-	-
26	E Orchards	55	32	5	27	-6.9%	23	427,400	66	91	87	-18.7%	67	449,300	450,000	75	8.1%	-	-	-	-	-	-
27	Fisher's Landing	12	20	3	16	-20.0%	16	416,900	41	50	44	-13.7%	37	390,100	390,000	40	4.1%	-	-	-	-	-	-
31	SE County	11	6	-	7	-30.0%	1	289,900	22	13	11	-8.3%	8	564,300	471,700	80	31.6%	-	-	2	429,000	-	-
32	Camas City	175	99	18	59	0.0%	58	562,200	92	227	171	14.8%	149	559,900	533,000	111	1.0%	1	299,000	10	222,200	3	444,200
33	Washougal	63	48	7	29	-23.7%	28	459,100	95	107	78	-16.1%	78	437,600	402,500	90	-0.7%	-	-	12	228,200	3	365,000
41	N Hazel Dell	29	32	1	28	-6.7%	23	460,100	43	80	72	0.0%	56	425,900	405,000	51	2.4%	-	-	-	-	-	-
42	S Salmon Creek	28	40	3	32	33.3%	21	365,700	32	97	85	10.4%	67	380,200	375,000	46	7.4%	1	275,000	2	162,500	-	-
43	N Felida	30	29	6	38	35.7%	15	575,200	100	77	77	-18.1%	65	506,100	450,000	90	0.2%	1	900,000	1	900,000	-	-
44	N Salmon Creek	84	73	11	42	-30.0%	43	467,000	104	144	116	-10.1%	103	454,100	430,300	81	-0.6%	-	-	5	226,200	-	-
50	Ridgefield	122	57	8	54	14.9%	31	445,200	67	200	146	31.5%	85	434,500	432,000	61	0.5%	-	-	4	170,100	-	-
51	W of I-5 County	15	5	5	6	200.0%	2	680,000	155	20	9	0.0%	6	615,800	640,000	99	-2.7%	-	-	1	266,000	-	-
52	NW E of I-5 County	26	15	4	7	133.3%	5	666,000	116	25	17	88.9%	14	664,300	572,500	105	7.8%	-	-	4	184,300	-	-
61	Battleground	105	73	8	43	-31.7%	39	391,600	73	154	128	-12.3%	113	401,200	385,000	82	-0.7%	1	80,000	7	258,900	-	-
62	Brush Prairie	181	108	41	72	-32.7%	59	442,700	65	284	192	-5.9%	158	471,900	432,500	78	6.7%	-	-	15	172,600	-	-
63	East County	0	0	1	0	-	-	-	-	-	-	-100.0%	-	-	-	-	-13.0%	-	-	1	250,000	-	-
64	Central County	5	5	-	4	100.0%	4	589,900	165	8	9	50.0%	5	570,800	560,000	143	13.3%	-	-	-	-	-	-
65	Mid-Central County	13	5	1	1	-66.7%	2	824,500	117	11	9	-18.2%	9	621,100	649,000	109	20.9%	-	-	2	386,300	-	-
66	Yacolt	12	8	5	6	-62.5%	4	534,600	44	21	13	-59.4%	11	482,300	409,500	45	5.1%	-	-	3	200,000	-	-
70	La Center	27	18	5	9	50.0%	7	425,100	138	45	32	88.2%	21	427,300	444,900	109	7.0%	-	-	-	-	-	-
71	N Central	7	5	1	2	0.0%	2	373,000	6	8	4	-60.0%	2	373,000	373,000	6	10.2%	-	-	-	-	-	-
72	NE Corner	4	0	0	0	-100.0%	1	740,000	189	1	3	-50.0%	7	480,000	500,000	89	-6.4%	-	-	1	95,000	-	-
	Clark County Total	1,302	1,022	169	750	-11.3%	620	426,300	63	2,560	2,045	-1.4%	1,678	420,800	388,400	69	3.8%	8	321,800	85	220,400	25	517,800
80	Woodland City	16	8	4	14	27.3%	11	266,000	28	36	35	-14.6%	27	309,300	322,000	48	-1.2%	1	360,000	1	60,000	-	-
81	Woodland Area	15	10	3	1	-88.9%	3	521,000	178	16	9	7.1%	11	535,100	515,000	105	15.9%	-	-	7	153,900	-	-
82	Cowlitz County	113	99	13	82	3.8%	72	307,900	46	251	234	-1.7%	202	290,800	282,300	47	8.8%	1	1,500,000	25	101,400	6	640,300
	Cowlitz County Total	144	117	20	97	-2.0%	86	310,000	48	303	278	-4.1%	240	304,100	293,800	50	8.9%	2	930,000	33	111,300	6	640,300
87	Pacific County Total	54	20	5	6	-33.3%	13	256,000	135	51	32	18.5%	35	284,500	229,000	135	18.3%	-	-	12	47,100	-	-

© Copyright RMLS™ 2020. All Rights Reserved.

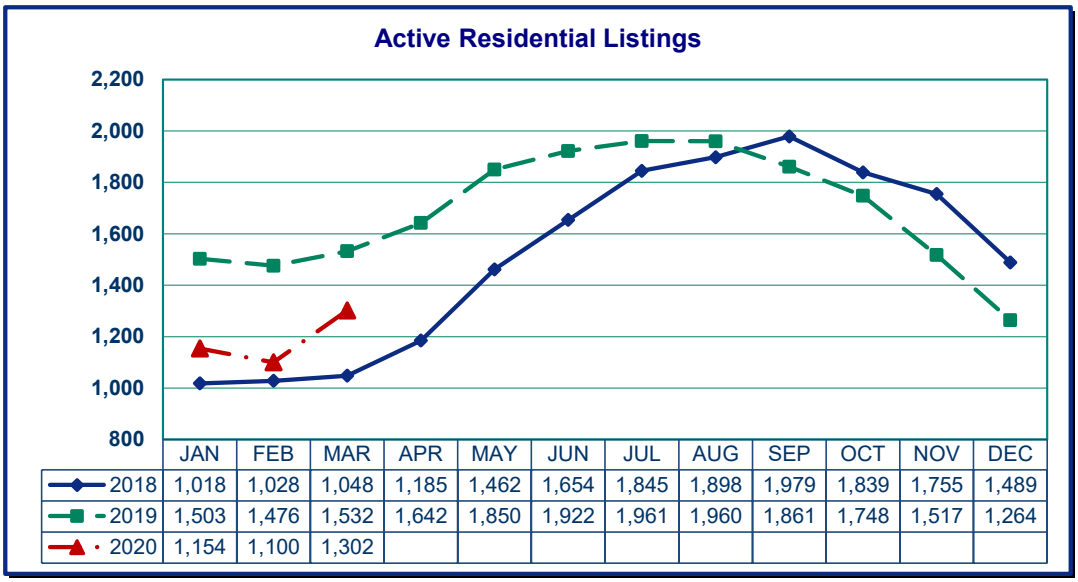

	JAN	FEB	MAR	APR	MAY	JUN	JUL	AUG	SEP	OCT	NOV	DEC
2018	1,018	1,028	1,048	1,185	1,462	1,654	1,845	1,898	1,979	1,839	1,755	1,489
2019	1,503	1,476	1,532	1,642	1,850	1,922	1,961	1,960	1,861	1,748	1,517	1,264
2020	1,154	1,100	1,302									

ACTIVE RESIDENTIAL LISTINGS

CLARK COUNTY, WA

This graph shows the active residential listings over the past three calendar years in Clark County, Washington.

NEW LISTINGS

CLARK COUNTY, WA

This graph shows the new residential listings over the past three calendar years in Clark County, Washington.

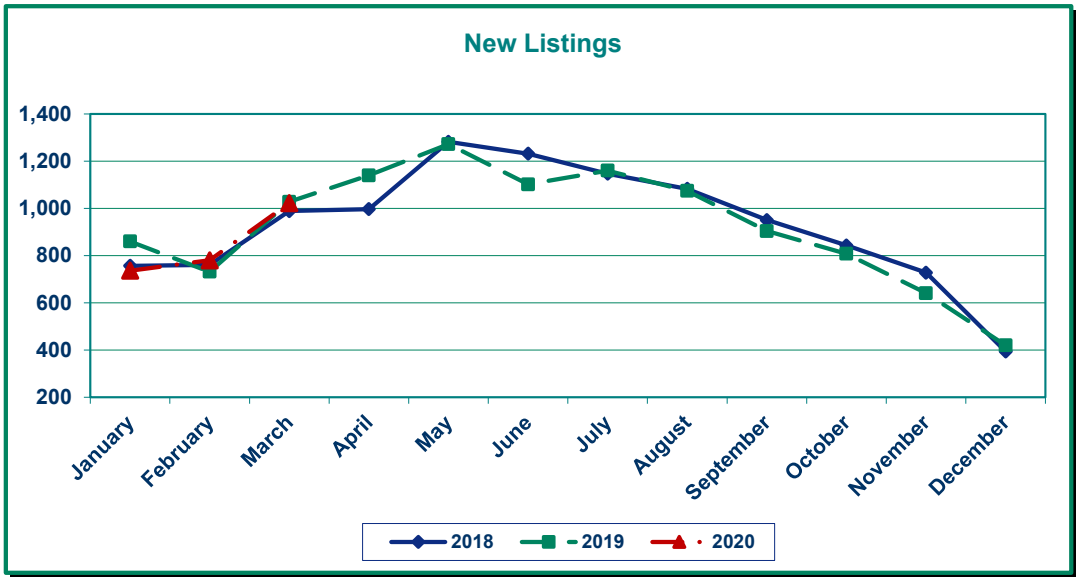

[1] Percent change in number of pending sales this year compared to last year. The Current Month section compares March 2020 with March 2019. The Year-To-Date section compares 2020 year-to-date statistics through March with 2019 year-to-date statistics through March.

[2] % Change is based on a comparison of the rolling average sale price for the last 12 months (4/1/19-3/31/20) with 12 months before (4/1/18-3/31/19).

[3] Total Market Time is the number of days from when a property is listed to when an offer is accepted on that same property. If a property is re-listed within 31 days, Total Market Time continues to accrue; however, it does not include the time that it was off the market.

© Copyright RMLS™ 2020. All Rights Reserved.

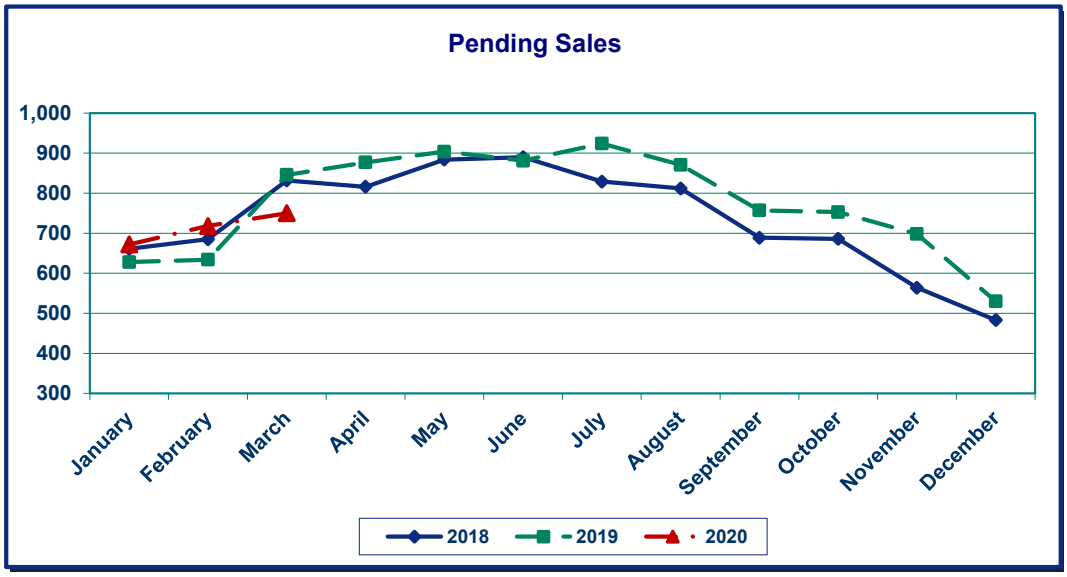

PENDING LISTINGS

CLARK COUNTY, WA

This graph represents monthly accepted offers in Clark County, Washington over the past three calendar years.

CLOSED SALES

CLARK COUNTY, WA

This graph shows the closed sales over the past five calendar years in Clark County, Washington.

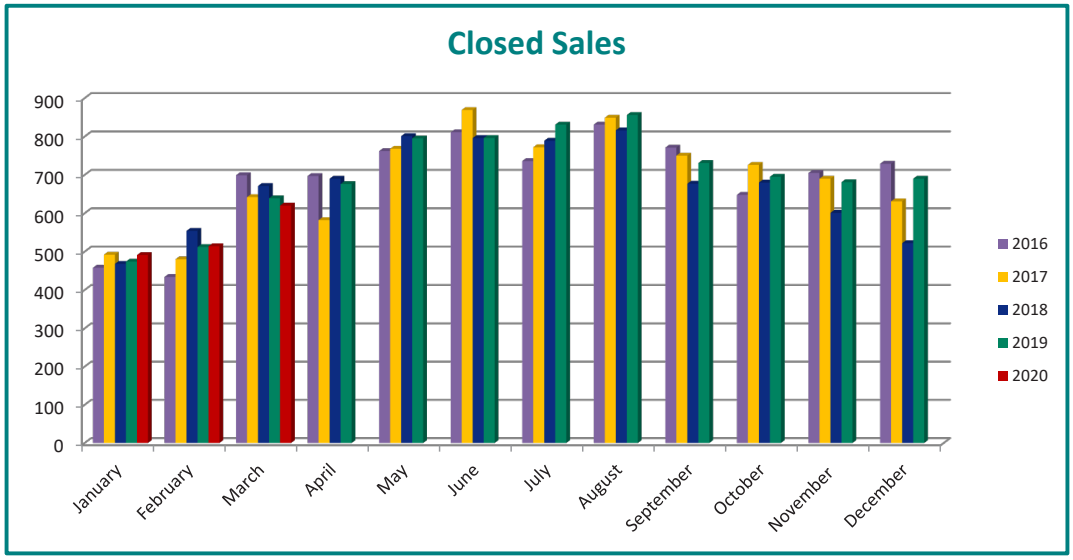

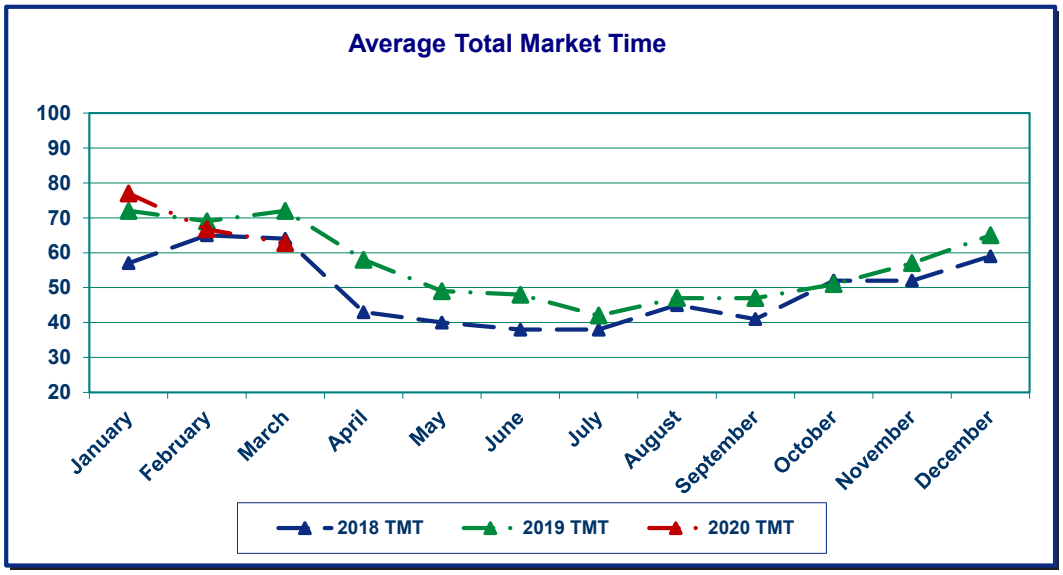

DAYS ON MARKET

CLARK COUNTY, WA

This graph shows the average market time for sales in Clark County, Washington, over the past three calendar years.

© Copyright RMLS™ 2020. All Rights Reserved.

SALE PRICE

CLARK COUNTY, WA

This graph represents the average and median sale price for all homes sold in Clark County, Washington

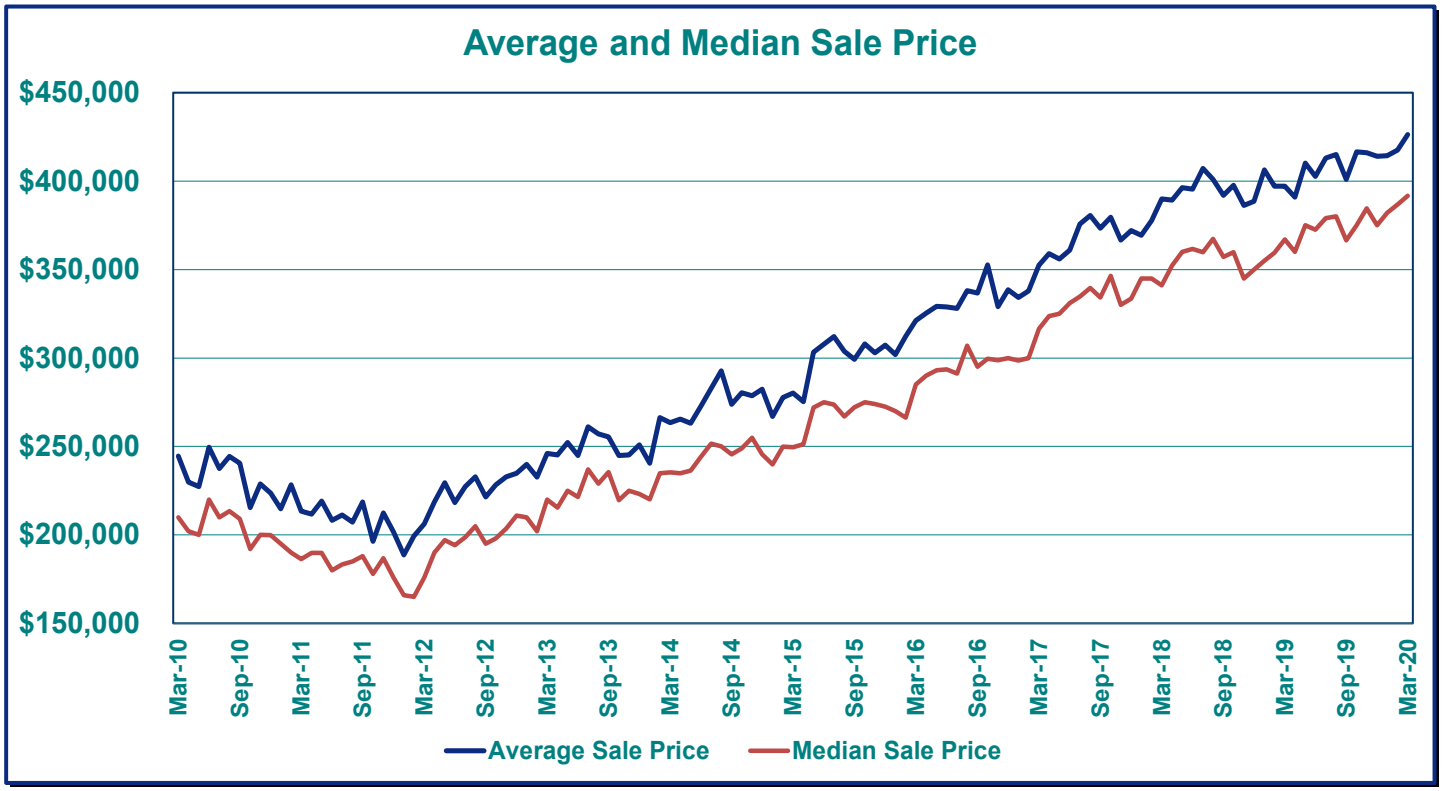

NEW LISTINGS

COWLITZ COUNTY, WA

This graph represents new listings in Cowlitz County, Washington over the past three calendar years.

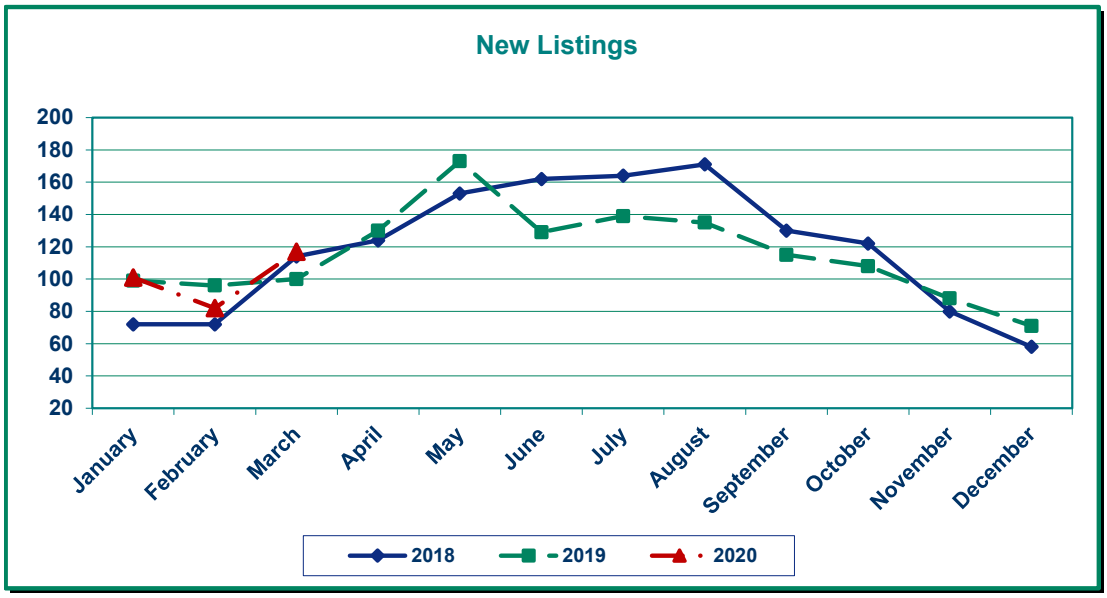

© Copyright RMLS™ 2020. All Rights Reserved.

PENDING LISTINGS

COWLITZ COUNTY, WA

This graph represents monthly accepted offers over the past three calendar years in Cowlitz County, Washington.

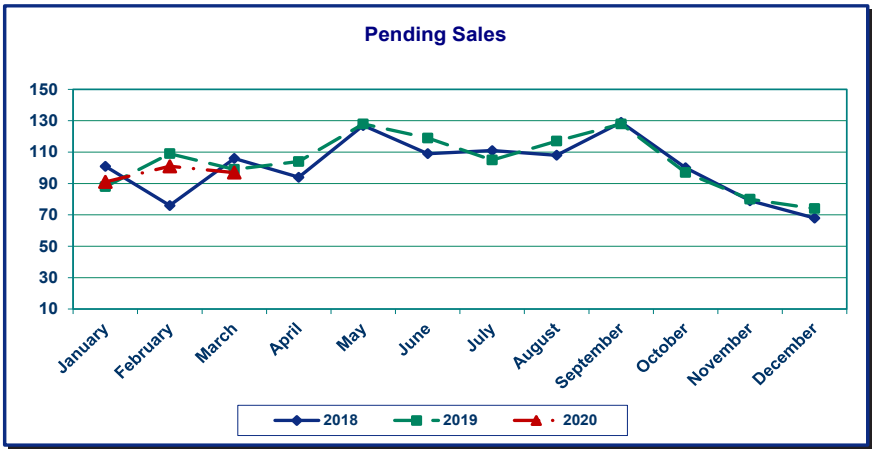

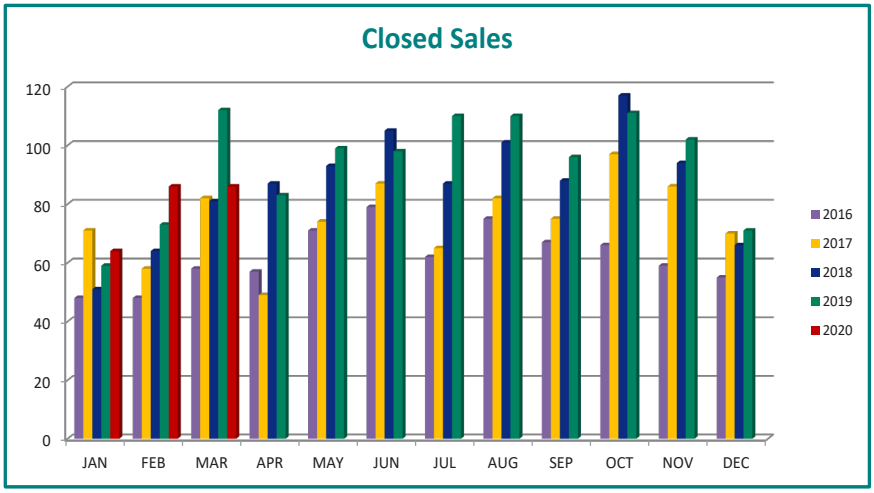

CLOSED SALES

COWLITZ COUNTY, WA

This graph shows the closed sales over the past five calendar years in Cowlitz County, Washington.

AVERAGE SALE PRICE

COWLITZ COUNTY, WA

This graph represents the monthly average sale price for all homes sold in Cowlitz County, Washington.

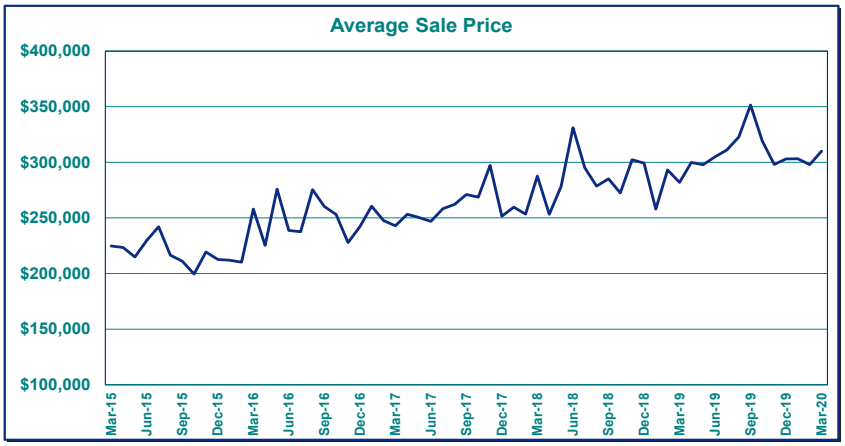

© Copyright RMLS™ 2020. All Rights Reserved.

RMLS™ MULTIPLE LISTING SERVICE

MEDIAN SALE PRICE
March 2020

Contact RMLS™
16101 SW 72nd Ave.
Suite 200
Portland, OR 97224
(503) 236-7657
communications@rmls.com

The statistics presented in Market Action are compiled monthly based on figures generated by RMLS™.

Market Action Reports are compiled for the following areas: Portland metropolitan area, Southwest Washington, Mid-Columbia, Columbia Basin, Baker County, Coos County, Curry County, Douglas County, Grant County, Josephine County, Lane County, North Coastal Counties, Polk & Marion Counties, Union County, and Wallowa County.

RMLS™ was formed by area Boards and Associations of REALTORS® in 1991.

E-mail subscriptions are available for $45 per year by contacting RMLS™. Reproduction of any portion of this copyrighted material is prohibited without prior approval of RMLS™.

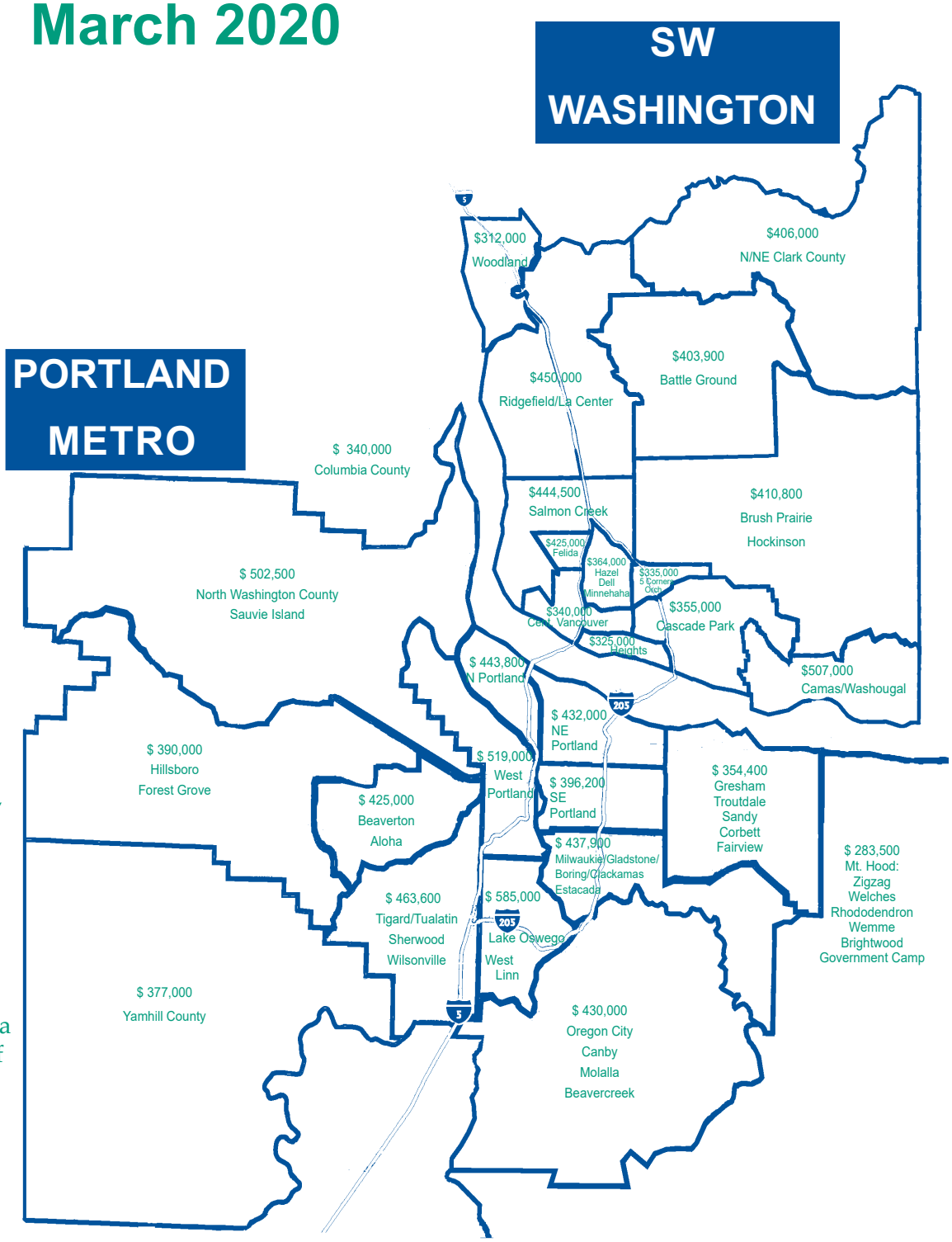

EQUAL HOUSING OPPORTUNITY

Rick Jenkins, Chairman of the Board
Kurt von Wasmuth, President/CEO
Tyler Chaudhary, Editor

© Copyright RMLS™ 2020. All Rights Reserved.

RMLS™

NEIGHBORHOOD REPORT

Clark County, Washington

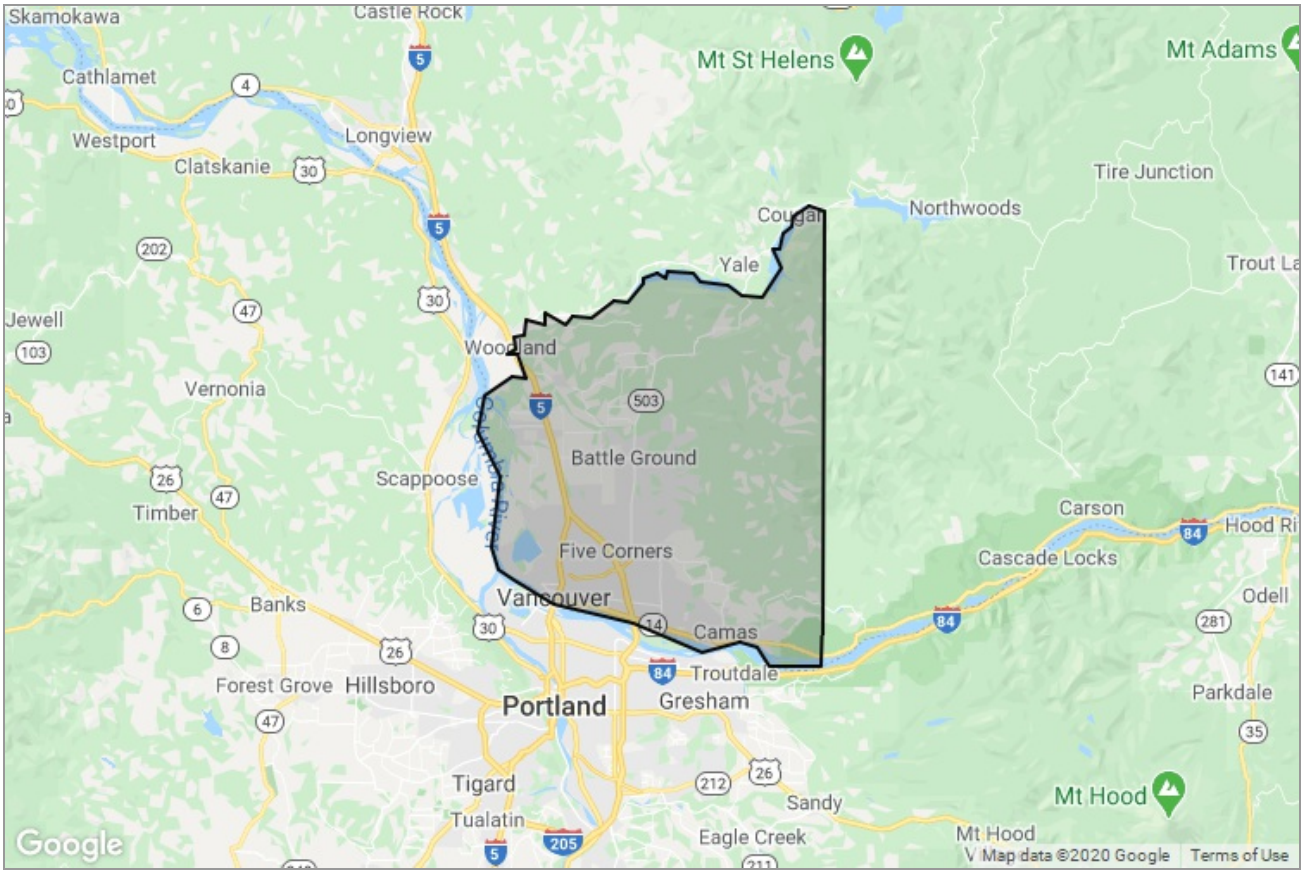

Presented by

Josh Thomas | **Real Estate Broker**

The Handris Realty Company

Mobile: (360) 901-2280 | Office: (360) 695-9292

Main: Josh.Thomas@jetyourestate.com
Broker: www.jetyourestate.com |
Broker: www.facebook.com/jetyourestate

The Handris Realty Company
15524 SE Mill Plain Blvd.
Vancouver, WA 98684

Copyright 2020 Realtors Property Resource® LLC. All Rights Reserved.
Information is not guaranteed. Equal Housing Opportunity.

Neighborhood: Housing Stats and Charts

	Clark County	Washington	USA
Median Estimated Home Value	$363K	$431K	$244K
Estimated Home Value 12-Month Change	+3.7%	+8.2%	+0.8%
Median List Price	$425K	$340K	$119K
List Price 1-Month Change	+1.5%	+1%	+8.2%
List Price 12-Month Change	+6.9%	+13.7%	+8.2%
Median Home Age	36	43	41
Own	67%	63%	64%
Rent	33%	37%	36%
$ Value of All Buildings for which Permits Were Issued	$848M	$9.81B	$271B
% Change in Permits for All Buildings	+31%	+3%	+4%
% Change in $ Value for All Buildings	+11%	-1%	+5%

Median Sales Price vs. Sales Volume

This chart compares the price trend and sales volume for homes in an area. Home prices typically follow sales volume, with a time lag, since sales activity is the driver behind price movements.

Data Source: Public records and listings data

Update Frequency: Monthly

- Median Sales Price Public Records
- Median Sales Price Listings
- Sales Volume Public Records
- Sales Volume Listings

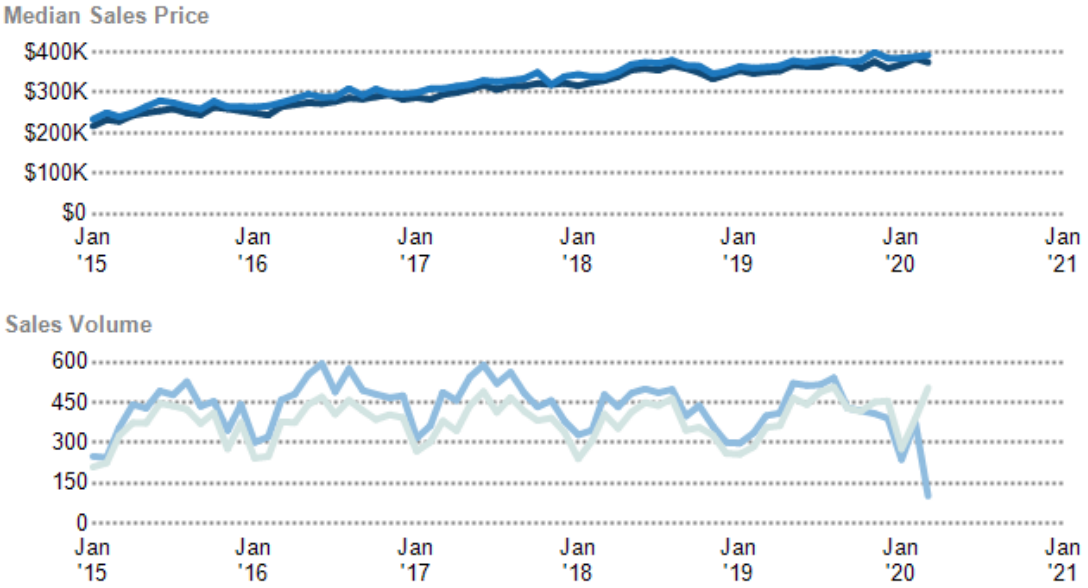

Copyright 2020 Realtors Property Resource® LLC. All Rights Reserved.
Information is not guaranteed. Equal Housing Opportunity.

RMLS™ | Neighborhood Report

Clark County, Washington

Median Listing Price vs. Listing Volume

This chart compares the listing price and listing volume for homes in an area. Listing prices often follow listing volume, with a time lag, because supply can drive price movements.

Data Source: On- and off-market listings sources

Update Frequency: Monthly

Median List Price

Listing Volume

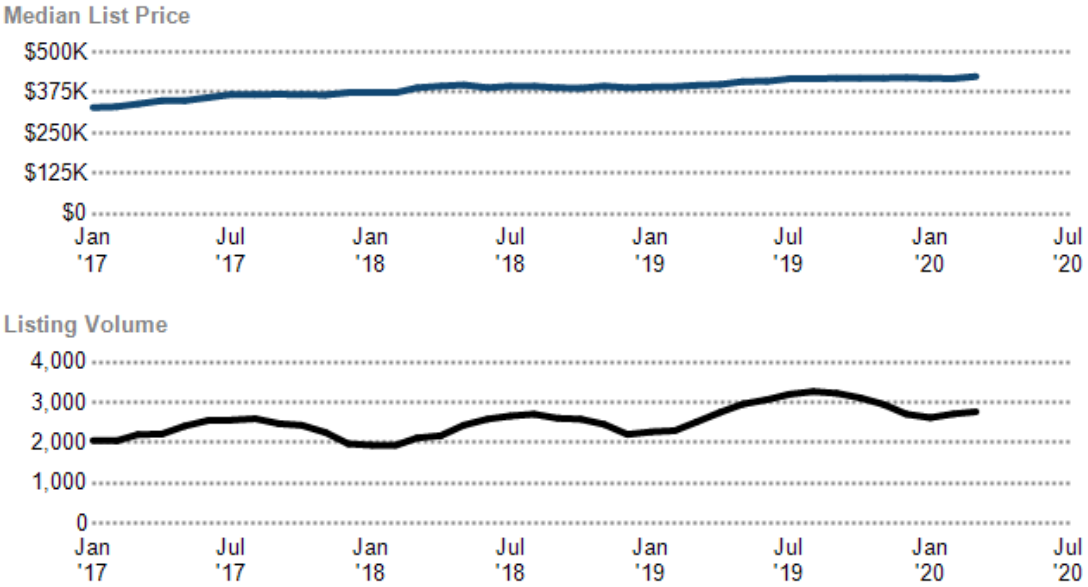

Price Range of Homes Sold

This chart shows the distribution of homes reported sold in the past six months within different price ranges in the area of your search. The amount shown for the subject property is sold data where available, or the property's estimated value when sales data are unavailable (such as a non-disclosure state) or provided in range format.

Data Source: Public records data

Update Frequency: Monthly

Sales Count By Price Range

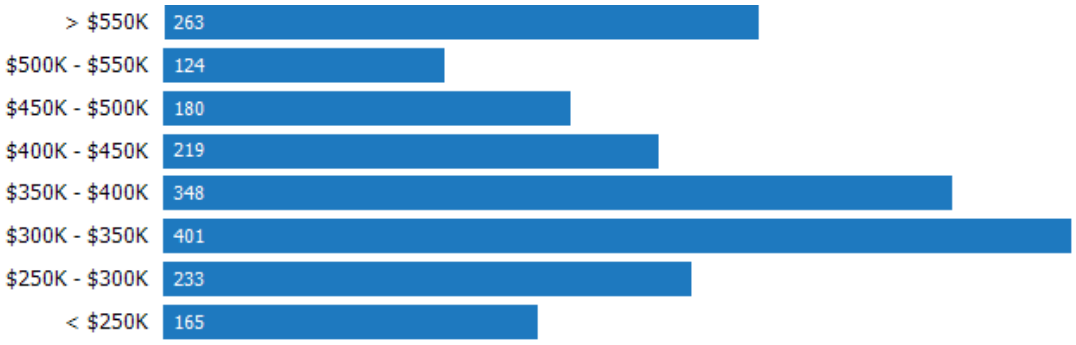

Price per Square Foot of Homes Sold

This chart shows the distribution of homes reported sold in the past six months at different prices per square foot (living area sourced from public records).

Data Source: Public records data

Update Frequency: Monthly

Sales Count By Price Per Sq Ft

Copyright 2020 Realtors Property Resource® LLC. All Rights Reserved.
Information is not guaranteed. Equal Housing Opportunity.

RMLS™ | Neighborhood Report

Clark County, Washington

Size of Homes Sold

This chart shows the distribution of homes reported sold in the past six months of different sizes in the area of your search.

Data Source: Public records data

Update Frequency: Monthly

Sales Count By Living Area

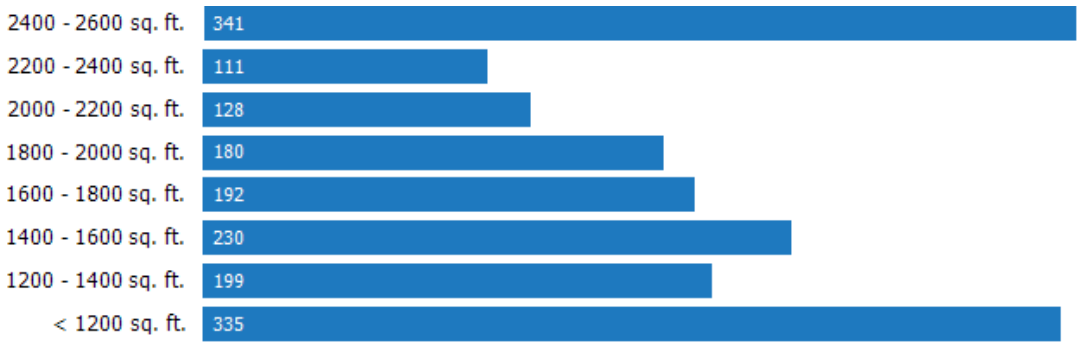

Age Range of Homes Sold

This chart shows the distribution of homes reported sold in the past six months of different age ranges in the area of your search.

Data Source: Public records data

Update Frequency: Monthly

Sales Count by Age of House

Number of Bedrooms in Homes Sold

This chart shows the distribution of homes reported sold in the past six months, according to the number of bedrooms, in the area of your search.

Data Source: Public records data

Update Frequency: Monthly

Sales Count by Bedroom

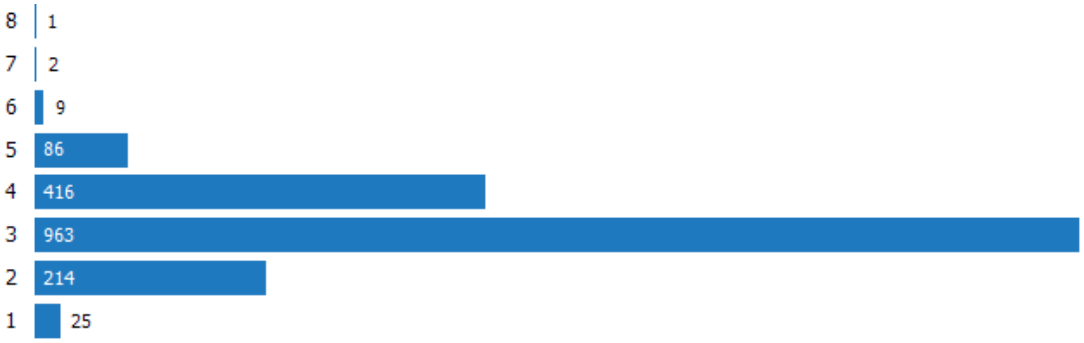

Copyright 2020 Realtors Property Resource® LLC. All Rights Reserved.
Information is not guaranteed. Equal Housing Opportunity.

Neighborhood: People Stats and Charts

	Clark County	Washington	USA
Population	465K	7.29M	323M
Population Density per Sq Mi	740	110	–
Population Change since 2010	+13.7%	+10.8%	+6.9%
Median Age	38	38	38
Male / Female Ratio	49%	50%	49%

Copyright 2020 Realtors Property Resource® LLC. All Rights Reserved.
Information is not guaranteed. Equal Housing Opportunity.

Education Levels of Population

This chart shows the educational achievement levels of adults in an area, compared with other geographies.

Data Source: U.S. Census American Community Survey via Esri, 2016

Update Frequency: Annually

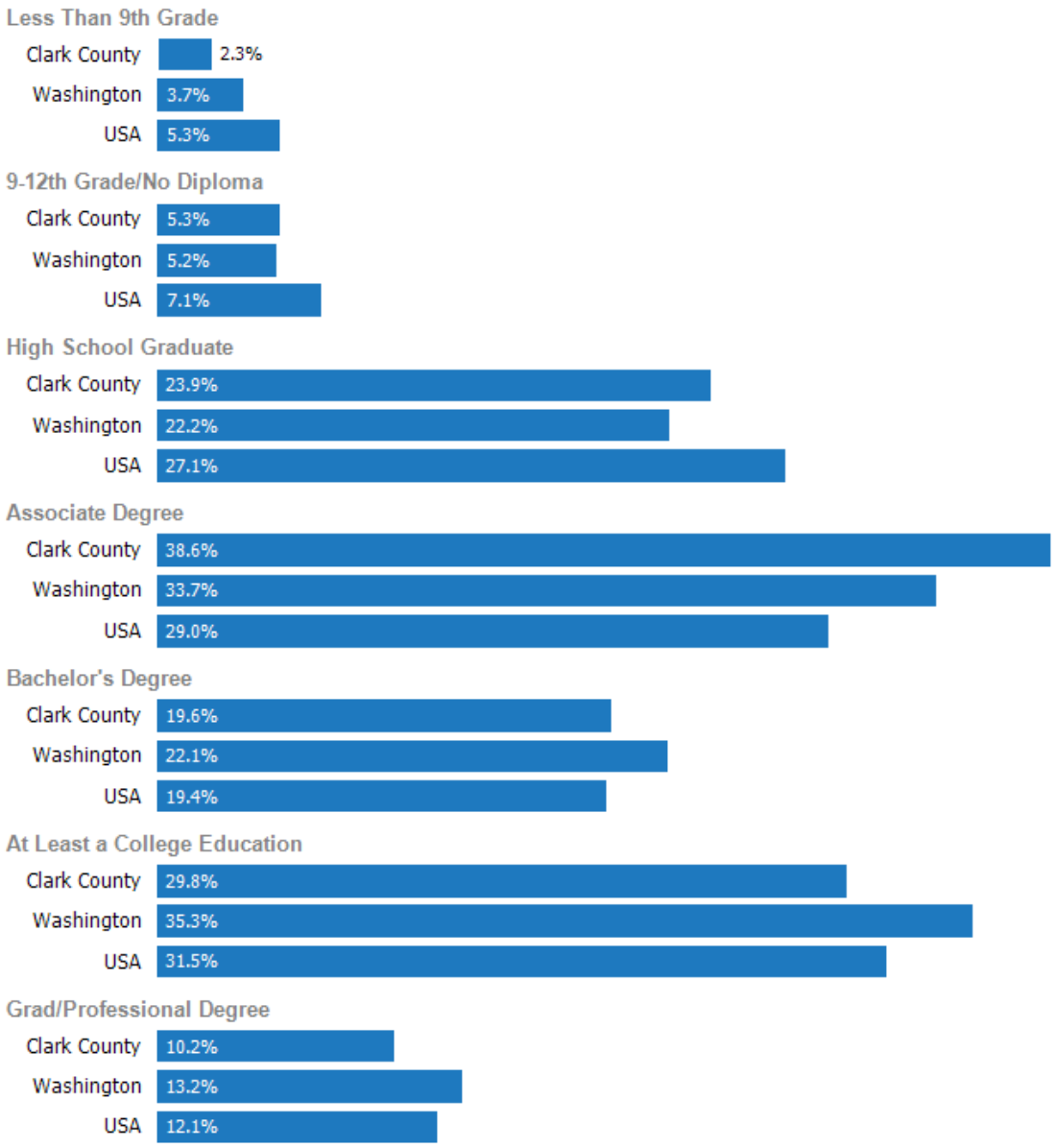

Population of Children by Age Group

This chart shows the distribution of the population of children by age range — from birth to 17 — in the area of your search.

Data Source: U.S. Census

Update Frequency: Annually

Clark County

Copyright 2020 Realtors Property Resource® LLC. All Rights Reserved.
Information is not guaranteed. Equal Housing Opportunity.

RMLS™ | Neighborhood Report

Clark County, Washington

Population of Adults by Age Group

This chart shows the distribution of the population of adults by age range — from 18 to 75-plus — in the area of your search.

Data Source: U.S. Census

Update Frequency: Annually

Clark County

Households With Children

This chart shows the distribution of households with children, categorized by marital status, in the area of your search.

Data Source: U.S. Census

Update Frequency: Annually

Clark County

Household Income Brackets

This chart shows annual household income levels within an area.

Data Source: U.S. Census

Update Frequency: Annually

Clark County

Presidential Voting Pattern

This chart shows how residents of a county voted in the 2016 presidential election.

Data Source: USElectionAtlas.org

Update Frequency: Quadrennially

Copyright 2020 Realtors Property Resource® LLC. All Rights Reserved.
Information is not guaranteed. Equal Housing Opportunity.

Neighborhood: Economic Stats and Charts

	Clark County	Washington	USA
Income Per Capita	$32,162	$34,869	$31,177
Median Household Income	$71,636	$70,116	$60,293
Unemployment Rate	3.9%	3.9%	3.5%
Unemployment Number	9.78K	155K	5.75M
Employment Number	238K	3.82M	159M
Labor Force Number	248K	3.97M	165M

Median Sales Price vs. Unemployment

This chart shows the relationship between employment and home prices in a metro area. Employment is a good measure of the strength of the local economy. Generally speaking, the better the job market, the more likely home prices are rising.

Data Source: Moody's Analytics: economy.com

Update Frequency: Monthly

Median Sales Price

Unemployment

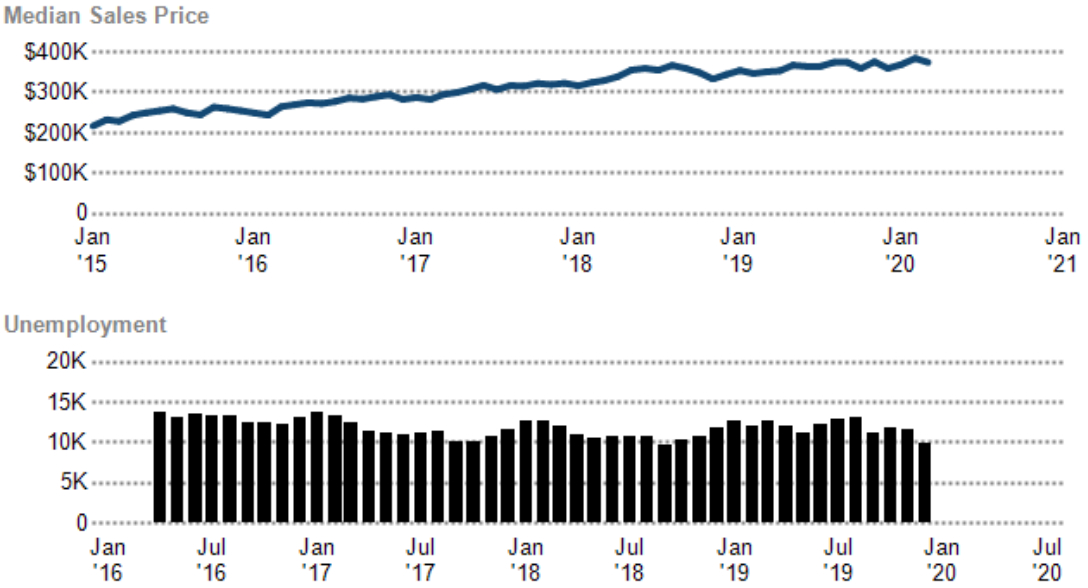

Unemployment Rate

This chart shows the unemployment trend in the area of your search. The unemployment rate is an important driver behind the housing market.

Data Source: Bureau of Labor Statistics

Update Frequency: Monthly

Clark County

Washington

USA

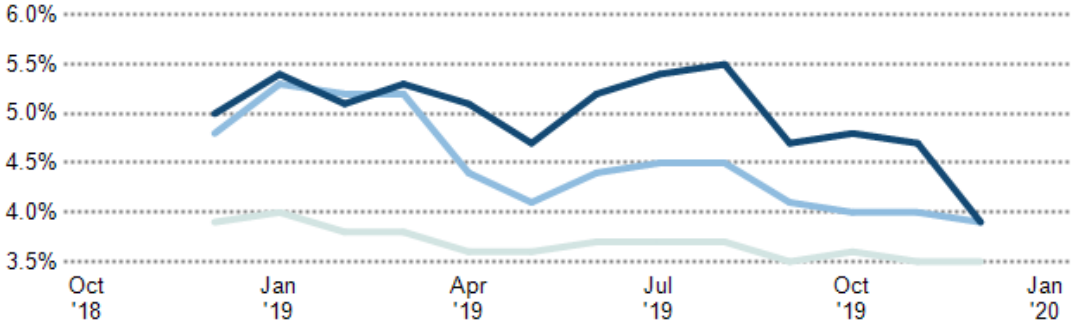

Copyright 2020 Realtors Property Resource® LLC. All Rights Reserved.
Information is not guaranteed. Equal Housing Opportunity.

RMLS™ | Neighborhood Report

Clark County, Washington

Building Permits

This chart shows the number of building permits in a county each quarter.

Data Source: U.S. Census

Update Frequency: Annually

Clark County

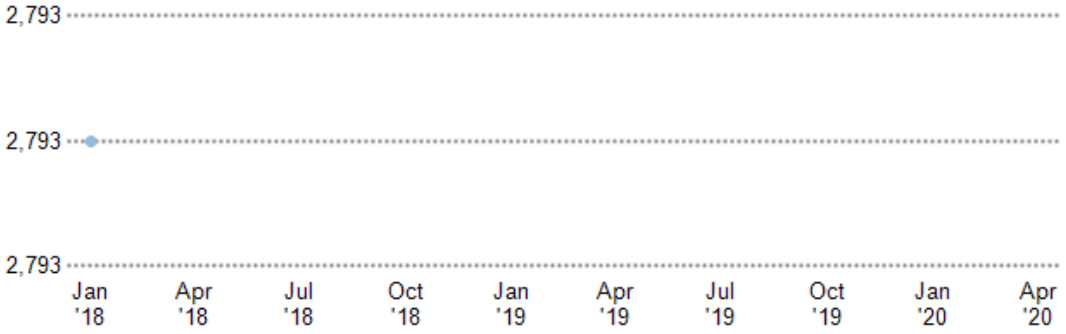

Occupational Categories

This chart shows categories of employment within an area.

Data Source: U.S. Census

Update Frequency: Annually

Clark County

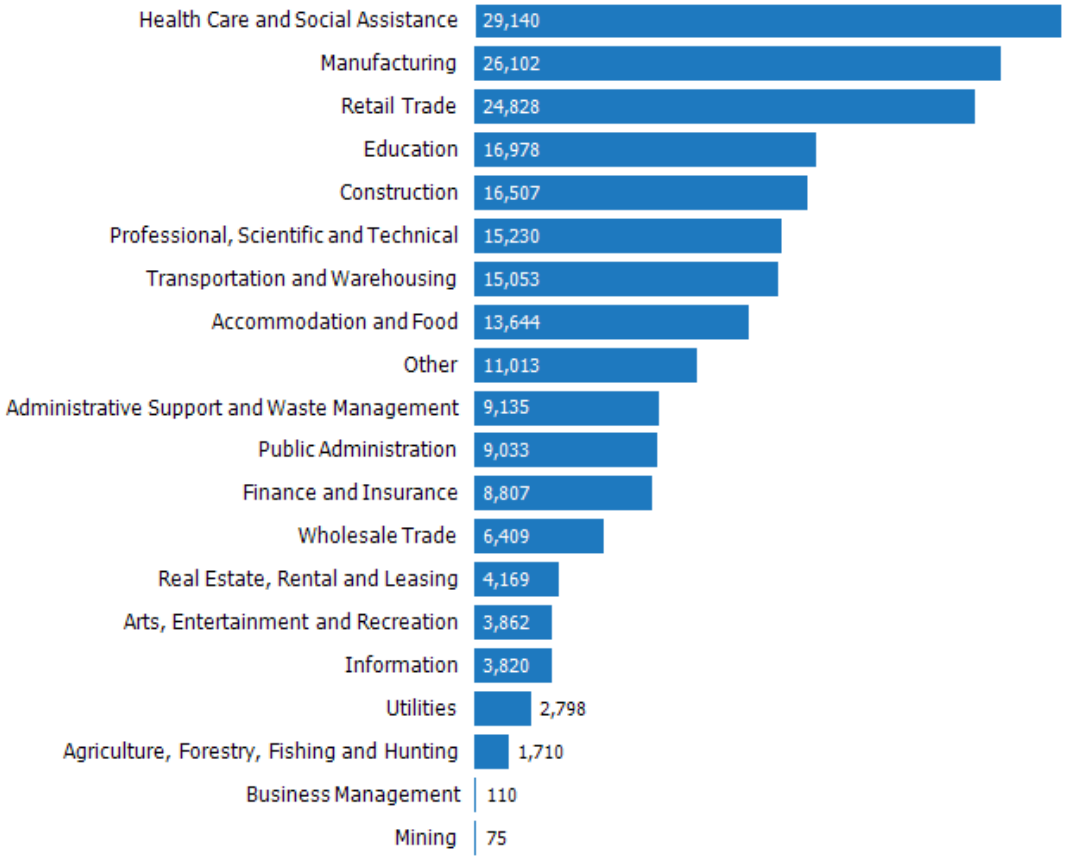

Copyright 2020 Realtors Property Resource® LLC. All Rights Reserved.
Information is not guaranteed. Equal Housing Opportunity.

Neighborhood: Quality of Life Stats and Charts

Quality of Life in –

	Clark County	Washington	USA
Elevation (in feet)	183	440	–
Annual Rainfall (in inches)	66.04	42.2	–
Annual Snowfall (in inches)	16.1	41.23	–
Days of Full Sun (per year)	67	76	–
Travel Time to Work (in minutes)	27	28	27
Water Quality - Health Violations	0	–	–
Water Quality - Monitoring and Report Violations	1	–	–
Superfund Sites	7	128	2,395
Brownfield Sites	Yes	Yes	Yes

Average Commute Time

This chart shows average commute times to work, in minutes, by percentage of an area's population.

Data Source: U.S. Census

Update Frequency: Annually

Clark County

How People Get to Work

This chart shows the types of transportation that residents of the area you searched use for their commute.

Data Source: U.S. Census

Update Frequency: Annually

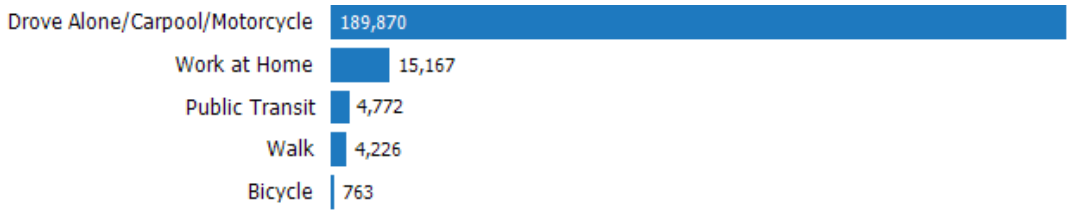

Average Monthly Temperature

This chart shows average temperatures in the area you searched.

Data Source: NOAA

Update Frequency: Annually

Copyright 2020 Realtors Property Resource® LLC. All Rights Reserved.
Information is not guaranteed. Equal Housing Opportunity.

About RPR (Realtors Property Resource)

- Realtors Property Resource® is a wholly owned subsidiary of the National Association REALTORS®.
- RPR offers comprehensive data – including a nationwide database of 164 million properties – as well as powerful analytics and dynamic reports exclusively for members of the NAR.
- RPR's focus is giving residential and commercial real estate practitioners, brokers, and MLS and Association staff the tools they need to serve their clients.
- This report has been provided to you by a member of the NAR.

About RPR's Data

RPR generates and compiles real estate and other data from a vast array of sources. The data contained in your report includes some or all of the following:

- **Listing data** from our partner MLSs and CIEs, and related calculations, like estimated value for a property or median sales price for a local market.
- **Public records data** including tax, assessment, and deed information. Foreclosure and distressed data from public records and RealtyTrac.
- **Market conditions and forecasts** based on listing and public records data.
- **Census and employment data** from the U.S. Census and the U.S. Bureau of Labor Statistics.
- **Demographics and trends data** from Esri. The data in commercial and economic reports includes Tapestry Segmentation, which classifies U.S. residential neighborhoods into unique market segments based on socioeconomic and demographic characteristics.
- **Business data** including consumer expenditures, commercial market potential, retail marketplace, SIC and NAICS business information, and banking potential data from Esri.
- **School data and reviews** from Niche.
- **Specialty data sets** such as walkability scores, traffic counts and flood zones.

Update Frequency

- Listings and public records data are updated on a continuous basis.
- Charts and statistics calculated from listing and public records data are refreshed monthly.
- Other data sets range from daily to annual updates.

Learn more

For more information about RPR, please visit RPR's public website: http://blog.narrpr.com

Copyright 2020 Realtors Property Resource® LLC. All Rights Reserved.
Information is not guaranteed. Equal Housing Opportunity.

RMLS™

MARKET ACTIVITY REPORT

Battle Ground, Washington

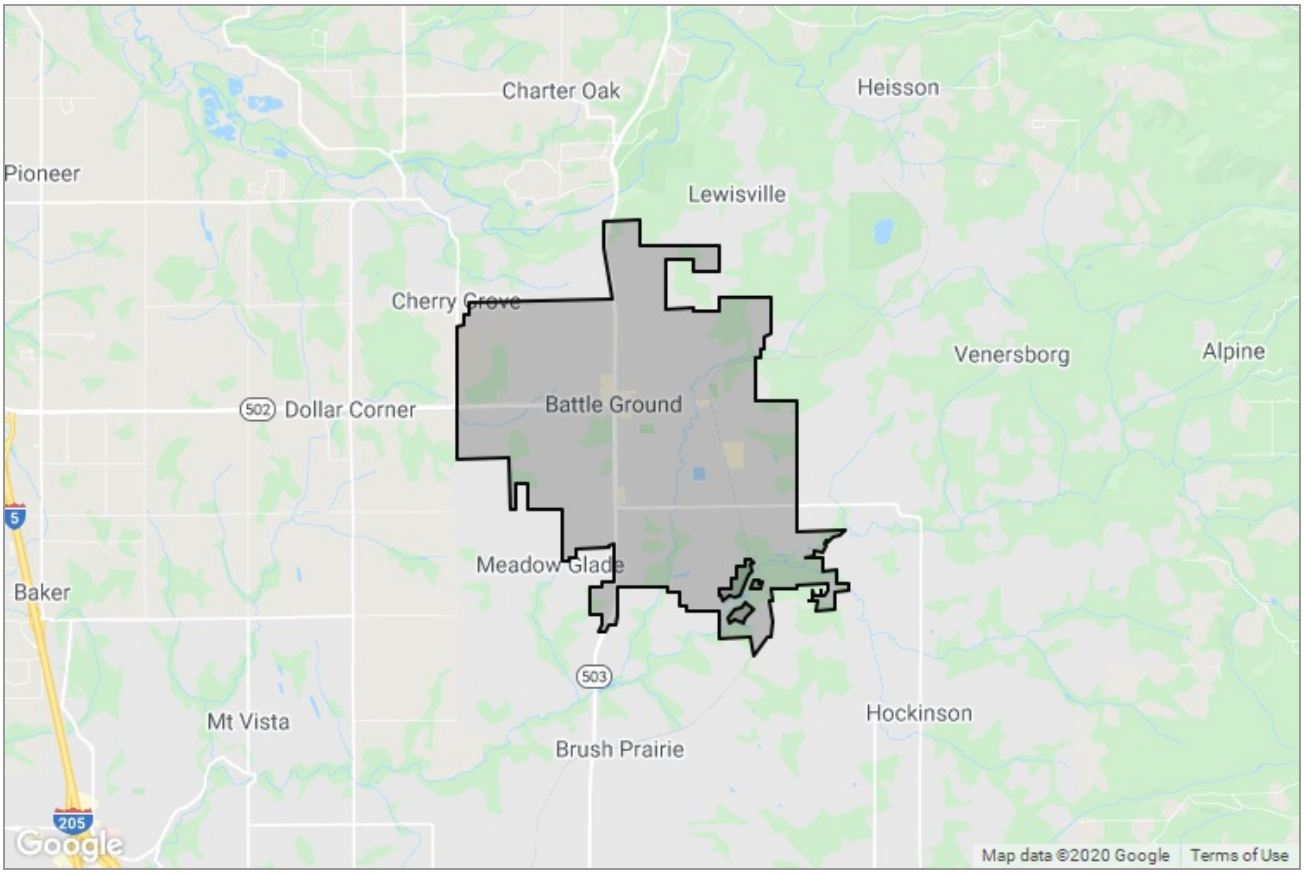

Presented by

Josh Thomas | **Real Estate Broker**

The Handris Realty Company

Mobile: (360) 901-2280 | Office: (360) 695-9292

Main: Josh.Thomas@jetyourestate.com
Broker: www.jetyourestate.com |
Broker: www.facebook.com/jetyourestate

The Handris Realty Company
15524 SE Mill Plain Blvd.
Vancouver, WA 98684

Copyright 2020 Realtors Property Resource® LLC. All Rights Reserved.
Information is not guaranteed. Equal Housing Opportunity.

Battle Ground, Washington

Market Snapshot: Estimated Home Values

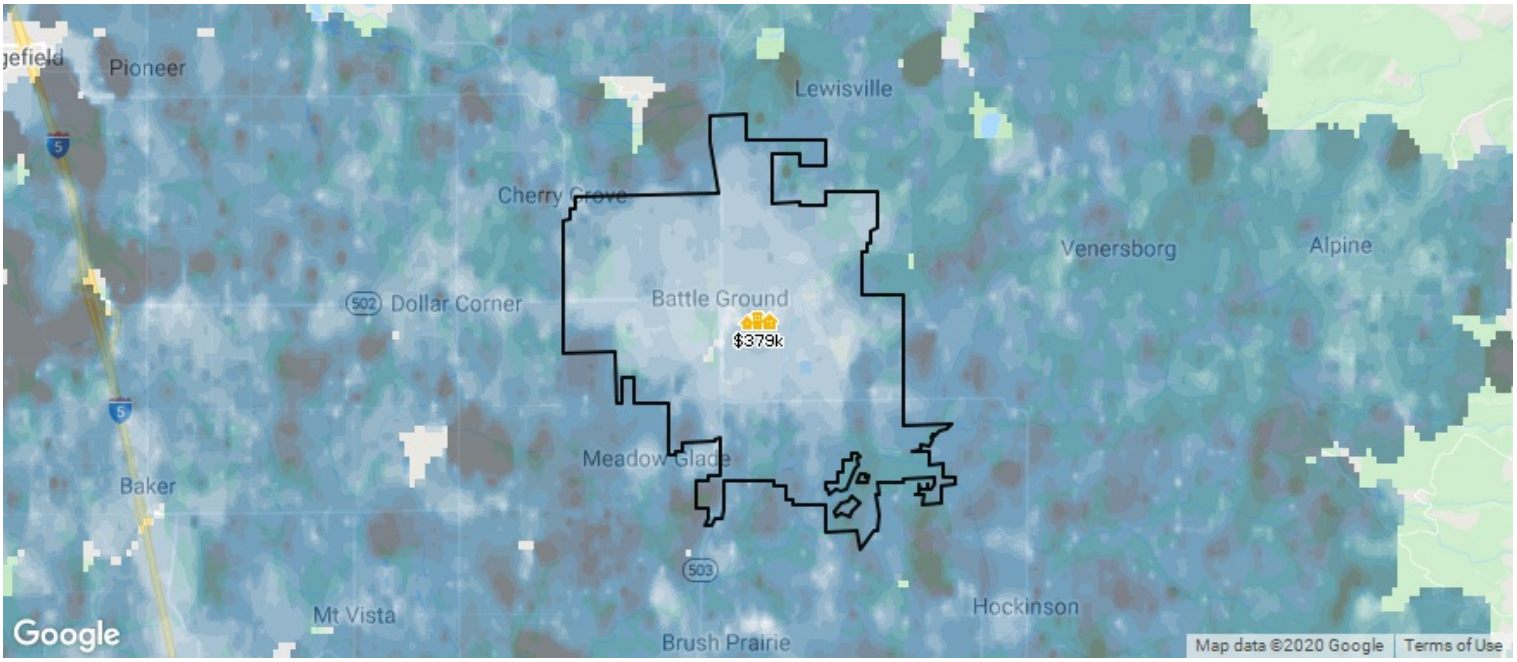

This map layer shows the average estimated home values, based on the AVMs and RVMs® for properties in an area. Source(s): Public records and MLS data where licensed; updated Quarterly.

Median Est. Home Value	Change Over Last Month	Change Over Last Quarter	Change Over Last 12 Months	Change Over Last 24 Months
$379K	**5.24%**	**0.51%**	**3.59%**	**10.51%**
Updated: 3/31/2020				

*About this Data: Estimated home values are generated by a valuation model and are not formal appraisals. Valuations are based on public records and MLS data where licensed. The metrics shown here reflect **All Residential Properties** data.*

Copyright 2020 Realtors Property Resource® LLC. All Rights Reserved.
Information is not guaranteed. Equal Housing Opportunity.

Battle Ground, Washington

Market Snapshot: 12-Month Change in Estimated Value

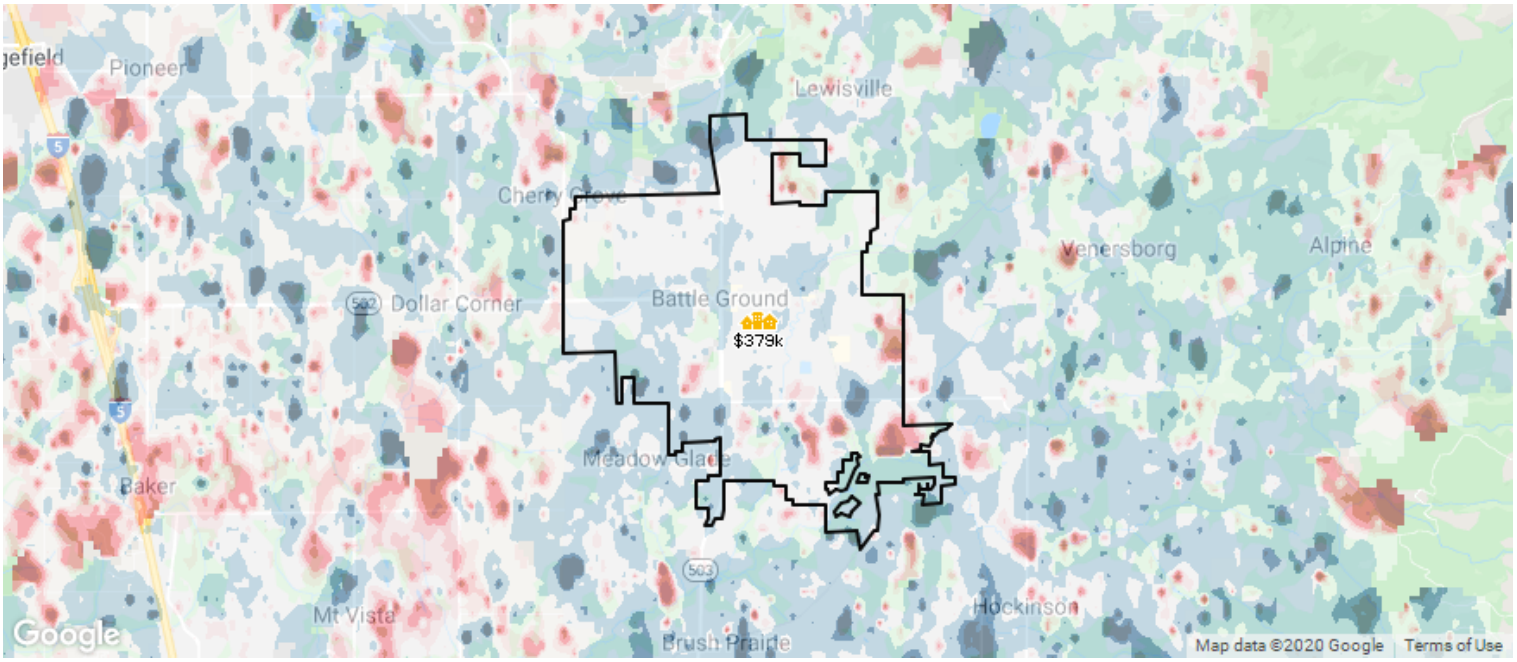

This map layer shows the change in estimated home values over the past 12 months, based on the AVMs and RVMs® for properties in an area. Source(s): Public records and MLS data where licensed; updated Quarterly.

Median Est. Home Value	Change Over Last 12 Months	Change Over Last 24 Months	Change Over Last 36 Months
$379K	**3.59%**	**10.51%**	**17.59%**
Updated: 3/31/2020			

*About this Data: Estimated home values are generated by a valuation model and are not formal appraisals. Valuations are based on public records and MLS data where licensed. The metrics shown here reflect **All Residential Properties** data.*

Copyright 2020 Realtors Property Resource® LLC. All Rights Reserved.
Information is not guaranteed. Equal Housing Opportunity.

Battle Ground, Washington

Market Snapshot: Concentration of Distressed Properties

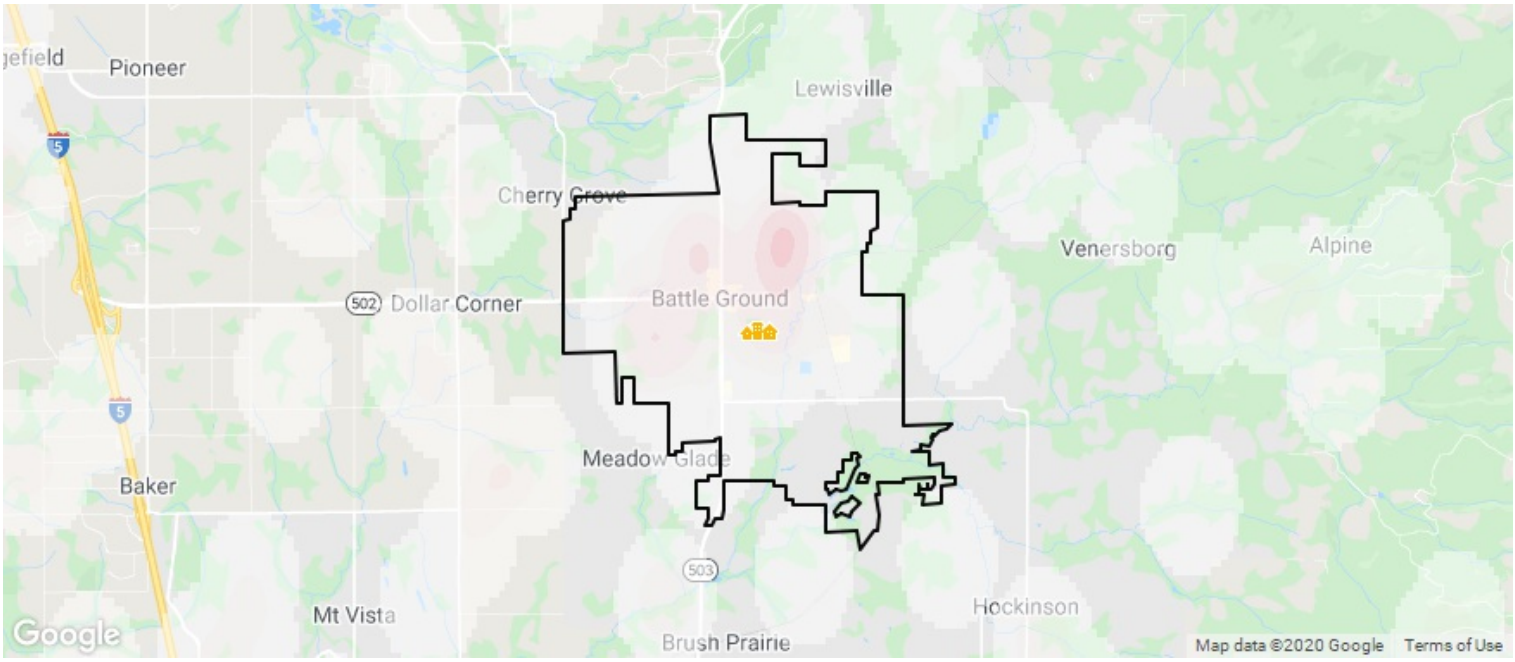

Low — High

This map layer shows the concentration of distressed properties, in areas where RPR has MLS data.
Source(s): MLS data; updated Quarterly.

Total # of Distressed Properties	# of Pre-Foreclosures	# of Foreclosures	# of Short Sales
10	**5**	**5**	**0**
Updated: 4/15/2020			

)

*About this data: The metrics displayed here reflect distressed property counts (listings and public records) for **All Residential Properties** as of 4/15/2020.*

Copyright 2020 Realtors Property Resource® LLC. All Rights Reserved.
Information is not guaranteed. Equal Housing Opportunity.

Battle Ground, Washington

Market Snapshot: Sales Price

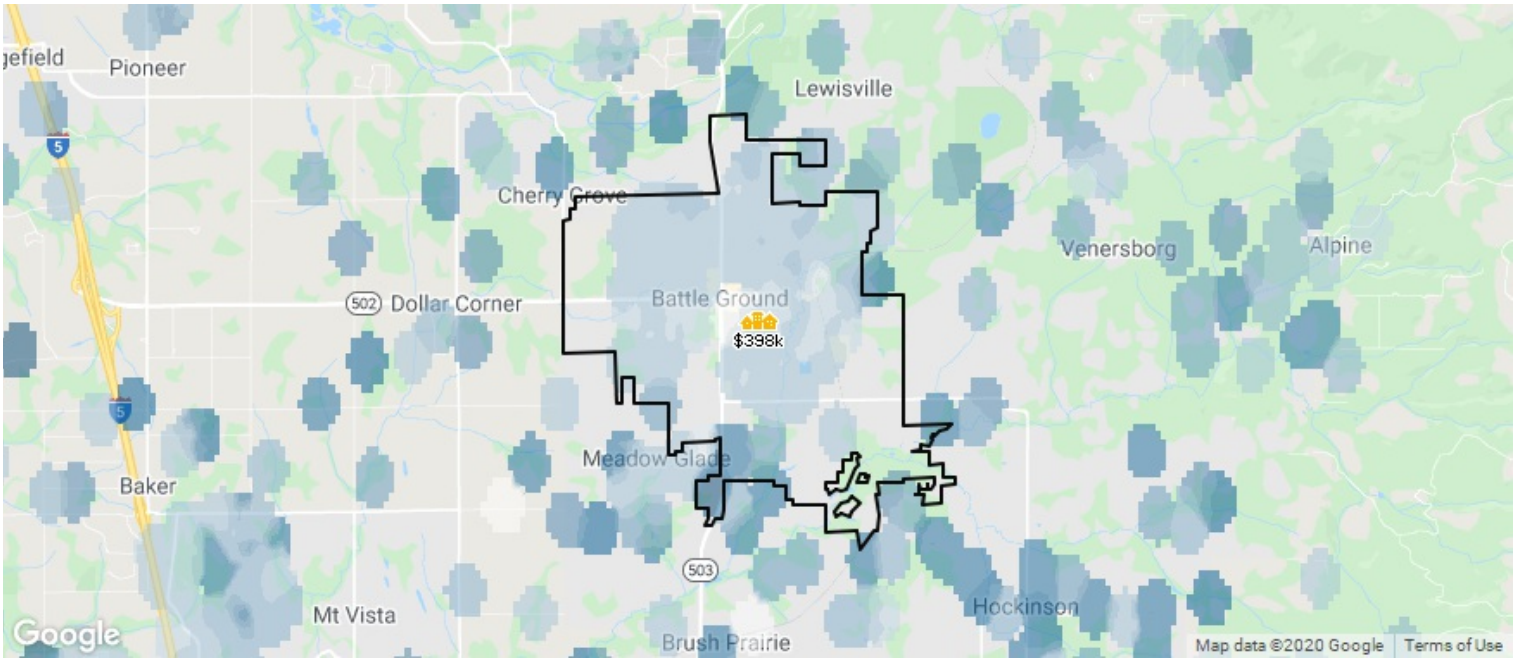

This map layer shows the average sales price for properties sold in the previous six months, in areas where RPR has MLS data. Source(s): MLS data; updated Quarterly.

Median Sales Price	Change Over Last Month	Change Over Last Quarter	Change Over Last 12 Months	Change Over Last 24 Months
$398K	↑ **9.52%**	↑ **10.56%**	↑ **7.57%**	↑ **27.36%**
Updated: 3/31/2020				

*About this data: The Metrics displayed here reflect median sales price for **All Residential Properties** using **MLS listing** data.*

Copyright 2020 Realtors Property Resource® LLC. All Rights Reserved.
Information is not guaranteed. Equal Housing Opportunity.

Battle Ground, Washington

Market Snapshot: List Price

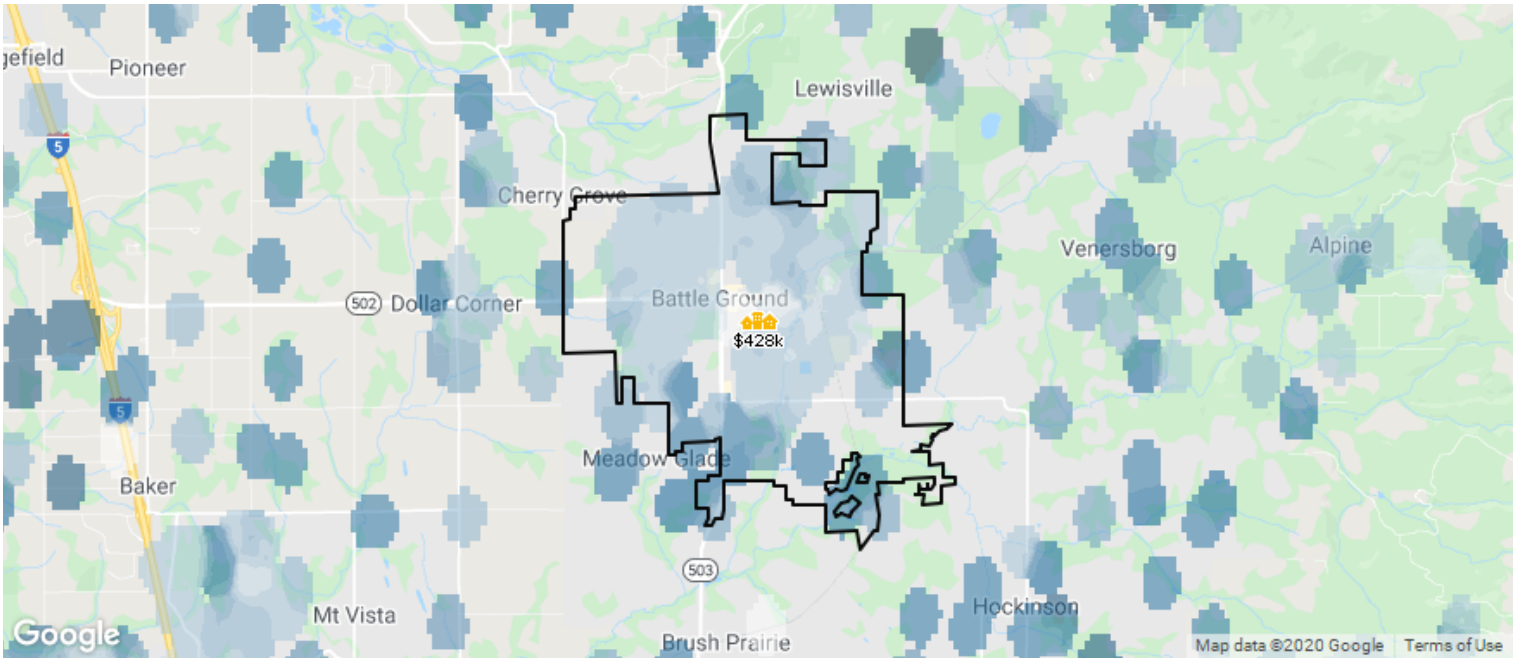

<$100k $500k >$5m

This map layer shows the average listing price for properties in the previous six months, in areas where RPR has MLS data. Source(s): MLS data; updated Quarterly.

Median List Price	Change Over Last Month	Change Over Last Quarter	Change Over Last 12 Months	Change Over Last 24 Months
$428K	↓ **1.47%**	↑ **2.47%**	↑ **11.4%**	↑ **7.14%**
Updated: 3/31/2020				

*About this data: The Metrics displayed here reflect median list price for **All Residential Properties** using **MLS listing** data.*

Copyright 2020 Realtors Property Resource® LLC. All Rights Reserved.
Information is not guaranteed. Equal Housing Opportunity.

Market Activity Summary Stats

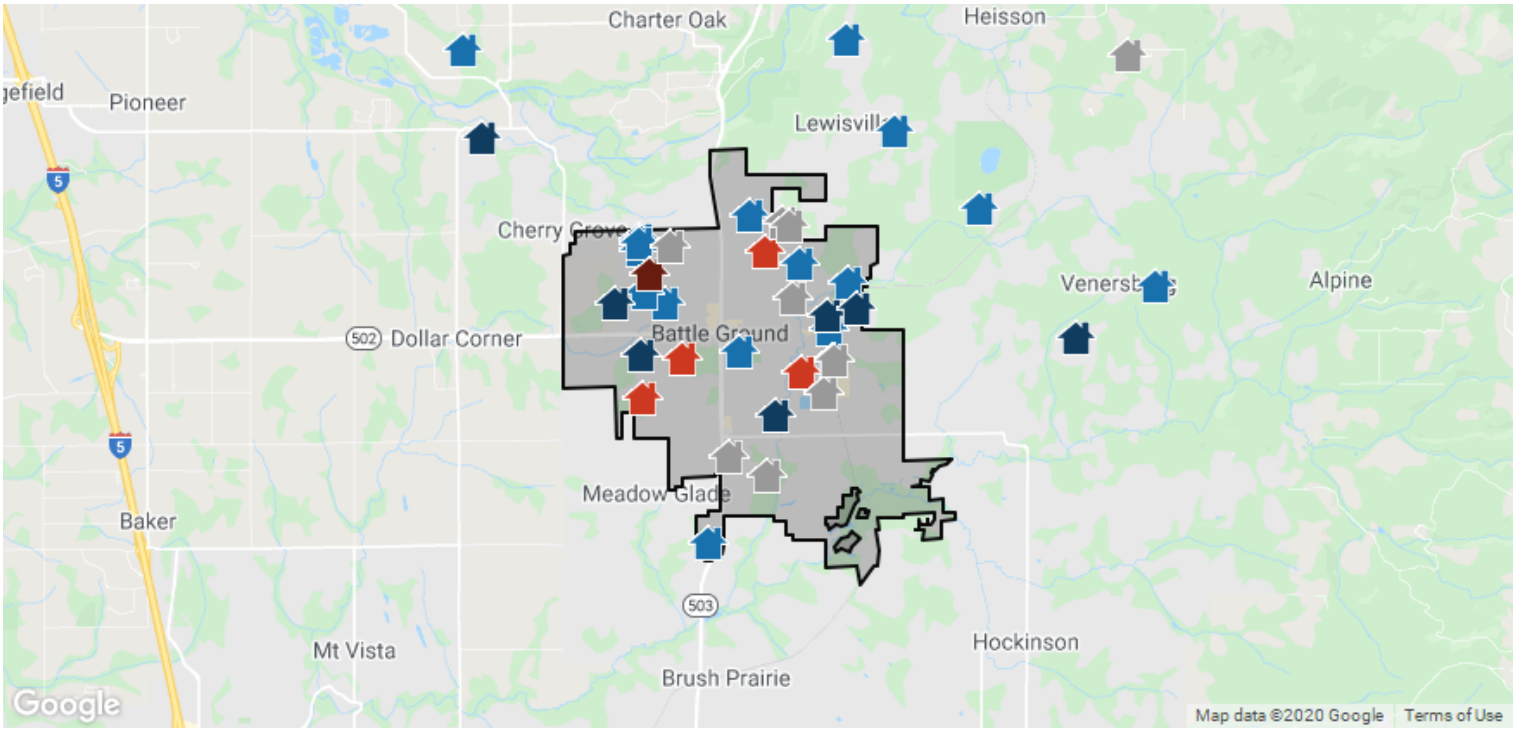

Search Criteria

Location: Battle Ground, Washington; **Date:** Changes in the Last 6 Months; **Change Types:** New Listings, Pending, Price Change, New Distressed, Expired, New For Lease, Recently Leased; **Property Types:** Single Family Residence, Condo/Townhouse/Apt, Coop; **Maximum Properties per Status:** 10; **Sort Order:** Recently updated

	New Listings	Pending Listings	Price Changes	Distressed Activity	Expired Listings
Number of Properties	10	10	10	5	10
Low Price / Value	$315,000	$57,450	$65,000	$286,910	$319,900
Median Price / Value	$442,450	$377,450	$483,791	$345,000	$609,450
High Price / Value	$750,000	$830,000	$705,000	$361,330	$775,000
Average Price / Sq. Ft.	$221	$205	$226	$198	$265
Median Price / Sq. Ft.	$225	$199	$214	$197	$204
Average Days in RPR	20	35	430	1	256
Median Days in RPR	13	22	84	–	279
Total Volume	$4,774,499	$4,266,950	$4,795,875	$1,689,740	$5,753,600

Copyright 2020 Realtors Property Resource® LLC. All Rights Reserved.
Information is not guaranteed. Equal Housing Opportunity.

Battle Ground, Washington

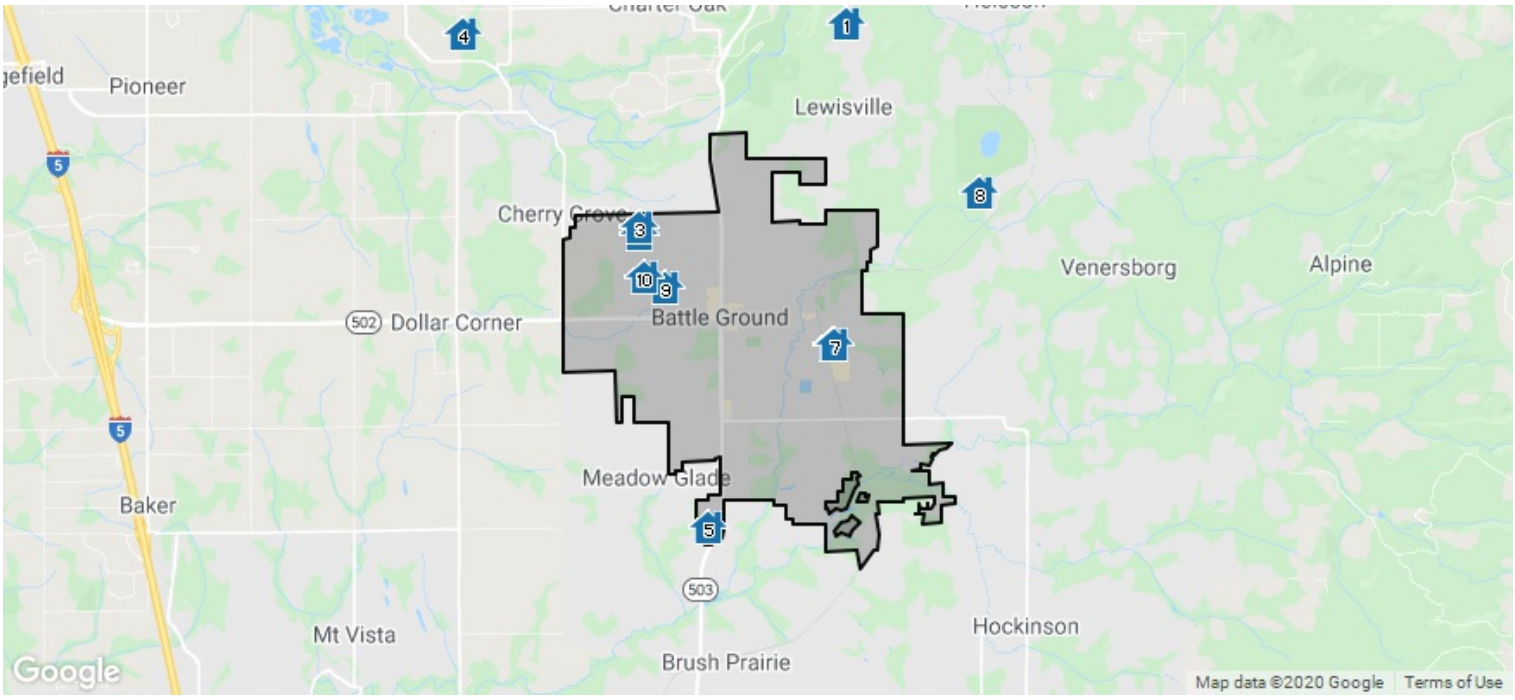

New Listings: 10

	Prop Type	Bed /Ba	Living Area (sq ft)	Lot Size (sq ft)	Year Built	Listing Date	Listing Price	Price per sq. ft.

1 FOR SALE · *Active: 2/29/2020* *MLS ID: 20698211*

27502 NE 147th Ave	Single Family	3/3	2,058 sq ft	95,832	1978	2/29/2020	$475,000	$231

Got Horses? 2 stall barn- room for chickens, goats, geese and a garden. Close to down town Battle Ground, but far out enough for your hobby farm dreams. Addtional detached 2 car garage with workshop for your projects. Daylight basement with 4th bedroom downstairs with additional bonus family room. Wood stove AND wood burning fireplace - cozy! Renovated Master bedroom and en suite bathroom.New carpet upstairs and down. Don't miss your chance to see this home.

Listing Courtesy of Realty One Group Cascadia

2 FOR SALE · *New, Active: 4/14/2020* *MLS ID: 20037427*

1524 NW 25th Ave	Single Family	3/2	1,647 sq ft	5,380	2020	4/14/2020	$409,900	$249

Use GPS address 10419 Ne 239th St, Battle Ground, WA 98604 then follow signs to model home.Ranch home w/ 3 bedrooms, den & 2 baths. Spacious kitchen w/ island, quartz & SS appliances, open great room w/gas fireplace. Large master suite w/ walk-in and double sinks. 3 Car garage and covered patio! Home is under construction.

Listing Courtesy of John L. Scott Real Estate

3 FOR SALE · *New, Active: 4/15/2020* *MLS ID: 20222074*

1706 NW 25th Ave	Single Family	6/4	2,732 sq ft	5,495	2020	4/15/2020	$539,900	$198

Use GPS address 10419 Ne 239th St, Battle Ground, WA 98604 then follow signs to model home. Fantastic floorplan with attached ADU! Main home with 4 bedrooms, 2.5 baths. ADU with 2 bedrooms,1 bath, kitchen and separate entry/garage. Kitchens include SS appliances, laminate floors, quartz counter tops. Completed photos are for example only.

Listing Courtesy of John L. Scott Real Estate

Copyright 2020 Realtors Property Resource® LLC. All Rights Reserved.
Information is not guaranteed. Equal Housing Opportunity.

New Listings: 10 (cont.)

	Prop Type	Bed /Ba	Living Area (sq ft)	Lot Size (sq ft)	Year Built	Listing Date	Listing Price	Price per sq. ft.

4 FOR SALE • *New, Active: 3/30/2020* *MLS ID: 20186002*

7221 NE 275th St	Single Family	4/3	2,602 sq ft	155,509	1985	3/30/2020	$615,000	$236

Beautiful well maintained property and home on a private drive. This wonderful property is fenced, and has plenty of space for your animals! Grape vines and fruit trees as well as a 30x40 shop. Main garage has oil change pit. Car carport with tongue and groove ceiling. Newer siding, paint, and roof. Attached Garage #3 & 4 have a 720 sqft updated apartment with kitchen, laundry, and master. A must see home!

Listing Courtesy of Premiere Property Group, Llc

5 FOR SALE • *Active: 2/14/2020* *MLS ID: 20228951*

1806 SE 40th St	Single Family	3/3	2,265 sq ft	6,969	2020	2/14/2020	$624,900	$276

This gorgeous farmhouse style home is just what you've been looking for. Main floor living with bonus room/ add'l bedroom & full bath upstairs. Backyard opens up to the putting green of Cedars on Salmon Creek golf course. Enjoy the view of the green space from your great room/dining room/ master bedroom windows. Many upgrades. Home is 3rd party certified NGBS (national green building standards) meaning energy efficient & healthy living. Ask about our lender incentive to lower your rate up to 1%

Listing Courtesy of Windermere Stellar/Felida

8 FOR SALE • *New, Active: 4/14/2020* *MLS ID: 20555067*

1119 SE 5th St	Single Family	3/3	1,585 sq ft	2,613	2013	4/14/2020	$315,000	$199

Beautiful two story home in Battle Ground Village. Built in 2013. Move-in ready. Great floor plan with three large bedrooms upstairs. Nice kitchen with granite counters and pantry. Light and bright with lots of windows. Fresh interior paint. Two car attached garage. Gas furnace and gas tankless water heater. Small private, low maintenance yard.

Listing Courtesy of Change Realty, Llc

7 FOR SALE • *New, Active: 4/5/2020* *MLS ID: 20672730*

1201 SE 5th St	Single Family	3/3	1,584 sq ft	2,613	2013	4/5/2020	$319,900	$202

Looking for a minimalist lifestyle? Sharp 2 story in Battle Ground Village. Quiet street close to all services. 3 bedrooms, 2 1/2 baths, dining room plus large eating bar. Granite counters. pantry, alley behind accesses garage. Exterior maintenance included

Listing Courtesy of Re/Max Equity Group

8 FOR SALE • *Active: 3/5/2020* *MLS ID: 19260973*

24207 NE 171st Ct	Single Family	3/3	3,311 sq ft	108,900	1990	3/5/2020	$750,000	$227

ASK ABOUT 3% JUMBO! Welcome home to this gorgeous home that sits on 2.5 acres and just minutes to town! Nice shop with a second driveway entry, additional outbuilding for storage, open kitchen, wainscoting, large windows for natural light, ALL wallpaper removed and new paint, Newer roof, central vac sys, office on main with custom cabinets, Newer HEAT PUMP, bonus room, large master bedroom, mud room, mostly fenced with gates for access, mature landscaping, in-ground pool with automated cover.

Listing Courtesy of Keller Williams Realty

8 FOR SALE • *New, Active: 4/13/2020* *MLS ID: 20682502*

508 NW 20th Ave	Single Family	3/2	1,560 sq ft	5,662	2013	4/13/2020	$349,900	$224

This home features a gourmet kitchen w/stainless steel appliances. Gas range & slab granite counter tops. Shaker cabinets, knotty alder front door, laminate flooring in entry, kitchen/great room. Vaulted ceilings in main living area. Faux wood blinds on windows & tile floors/counters in both bathrooms. Master bath includes jetted tub, walk in shower/double sinks. Finished garage w/full insulation, gas line & utility sink! *agent is related to seller

Listing Courtesy of Exp Realty Llc

Copyright 2020 Realtors Property Resource® LLC. All Rights Reserved.
Information is not guaranteed. Equal Housing Opportunity.

New Listings: 10 (cont.)

	Prop Type	Bed /Ba	Living Area (sq ft)	Lot Size (sq ft)	Year Built	Listing Date	Listing Price	Price per sq. ft.
10 FOR SALE • *New, Active: 3/27/2020* *MLS ID: 20010119*								
716 NW 24th Ave	Single Family	4/3	2,179 sq ft	6,969	2004	3/27/2020	$374,999	$172

Charming 4bed, 2.1 bath home across from McConell Park. Offering hardwood floors in the kitchen and dining rooms. Family room w/ gas fire. Oversized 4th bed/bonus room. Master suite w/ walk-in closet & soaking tub! Large corner lot with fully fenced back yard, patio, front & back sprinkler system.

Listing Courtesy of Redfin

Copyright 2020 Realtors Property Resource® LLC. All Rights Reserved.
Information is not guaranteed. Equal Housing Opportunity.

RMLS Market Activity Report

Battle Ground, Washington

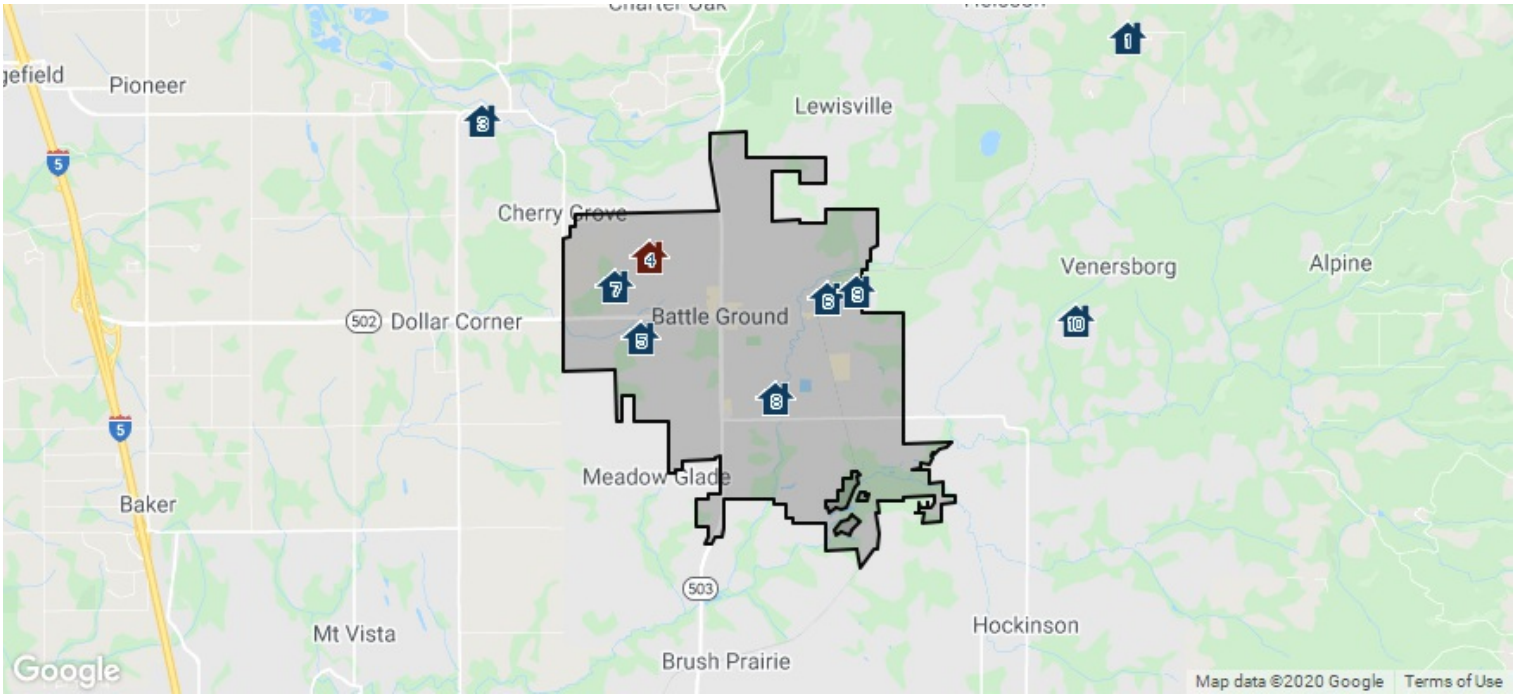

Pending Listings: 10

	Prop Type	Bed /Ba	Living Area (sq ft)	Lot Size (sq ft)	Listing Date	Listing Price	Pending Date	Price per sq. ft.
20105 NE 272nd St	Single Family	3/3	3,280 sq ft	219,106	1/24/2020	$650,000	2/28/2020	$198

1 PENDING · *Pending as of 2/28/2020* *MLS ID: 19315323*

Custom home on 5 private acres w/Shop/Barn. Vaulted great room w/floor to ceiling fireplace & hardwood flrs, spacious kitchen with eating bar & large pantry. Master bedroom and den on main level. Upper level features 3 add'l bedrooms, bonus and hobby room. Large shop/barn with RV parking bay, shop area, 3 stalls and a hay loft. Paved road leads to this beautiful private setting perfect for horses.

Listing Courtesy of Windermere Stellar/Felida

	Prop Type	Bed /Ba	Living Area (sq ft)	Lot Size (sq ft)	Listing Date	Listing Price	Pending Date	Price per sq. ft.
7014 NE 294th St	Single Family	3/2	1,256 sq ft	65,340	4/8/2020	$409,900	4/14/2020	$326

2 PENDING · *Burnpable Buyer as of 4/14/2020* *MLS ID: 20312748*

Beautiful and private park-like 1.5 acres located the end of a private, dead-end street. Immaculate 3 bedroom, 2 bath home has been meticulously maintained and cared for inside and out. New laminate flooring in 2017. New A/C & heater in 2018, and new roof and gutters in 2019. Perfectly manicured level lot and so much more!

Listing Courtesy of Century 21 Cascade

	Prop Type	Bed /Ba	Living Area (sq ft)	Lot Size (sq ft)	Listing Date	Listing Price	Pending Date	Price per sq. ft.
25615 NE 74th Ct	Single Family	4/4	3,987 sq ft	85,377	1/9/2020	$830,000	4/14/2020	$208

3 PENDING · *Burnpable Buyer as of 4/14/2020* *MLS ID: 20294558*

Located in a highly desirable, small gated community with easy access to I-5, I-205, and PDX, this beautiful, well-maintained home sits in a two-acre park-like setting with a basketball court and tennis court just steps from the front door. This spacious custom craftsman home boasts a highly functional design and an abundance of windows providing ample natural light and pleasing views of the private back yard and beyond. A must see.

Listing Courtesy of Savvy Lane

RPR®

Copyright 2020 Realtors Property Resource® LLC. All Rights Reserved.
Information is not guaranteed. Equal Housing Opportunity.

Pending Listings: 10 (cont.)

	Prop Type	Bed /Ba	Living Area (sq ft)	Lot Size (sq ft)	Listing Date	Listing Price	Pending Date	Price per sq. ft.

4 PENDING · *Preforeclosure, Notice of Trustee Sale, Pending as of 4/13/2020* *MLS ID: 20322871*

1108 NW 23rd Ave	Single Family	3/2	1,734 sq ft	4,791	4/9/2020	$345,000	4/13/2020	$199

Wonderful open floor plan one level home. Oversize kitchen and tons of storage. All appliances stay with the home. Front living room and dining and family room off kitchen so plenty of space. Master suite has a large walk in closet and en-suite bathroom. Additional two bedrooms with bath on the opposite side of the home. Back patio is easy maintenance and fenced in yard. Inside laundry room

Listing Courtesy of Keller Williams Premier Partners

5 PENDING · *Pending as of 4/13/2020* *MLS ID: 20055911*

2501 SW 4th Way	Single Family	2/4	1,124 sq ft	5,662	2/28/2020	$279,900	4/13/2020	$249

Fabulous Price, Cute Home! 2 bedroom /2 bath. Newer hardwood floors, updated bathrooms with quartz counters, all new fixtures, flooring and tile surround in master shower. Indoor Laundry. Vaulted living room and kitchen/dining area. Spacious fenced back patio and paver pathway winds around to your large front yard w/ raised beds.

Listing Courtesy of Coldwell Banker Bain

6 PENDING · *Pending as of 4/10/2020* *MLS ID: 20680009*

305 NE Fairground Ave, #B5	Modular Home	2/2	937 sq ft	28,288	4/5/2020	$57,450	4/10/2020	$61

Charming, well cared for, manufactured home in the heart of downtown Battle Ground. The home abuts to a wetlands area to its side, making it one the quietest homes in the 55+ community. The home has large decks to makes for plenty of outdoor space and a tool shed for extra storage. The seller had a change of plans in the middle of doing the remodel. They had just replaced the microwave, range, and all the flooring in the home. The seller also includes a new stainless refrigerator with the sale.

Listing Courtesy of Coldwell Banker Bain

7 PENDING · *Pending as of 4/8/2020* *MLS ID: 20353507*

521 NW 30th Ave	Single Family	3/2	1,410 sq ft	5,227	4/2/2020	$269,900	4/8/2020	$191

Great price on a Battle Ground Fixer. This house is ready to go for those that want to build some sweat equity. Nice fenced yard on a very quiet dead end street, no neighbors across the street, tons of privacy for a neighborhood home. House has serviceable kitchen cabinets, appliances, and floors. Needs new bathrooms, new carpets, interior paint, trim, and sheetrock repairs. Listing agent is the manager of selling entity.

Listing Courtesy of Knipe Realty Era Powered

8 PENDING · *Pending as of 4/9/2020* *MLS ID: 20256502*

18 SE 16th St	Single Family	3/2	1,236 sq ft	8,712	4/1/2020	$300,000	4/9/2020	$243

Fully Fenced Back Yard With Gates, Large Lot, Backs To Commercial Space, RV Parking, Extra Parking On City Street, Undeveloped On The South Side Of The Street. 6 homes on this street and the road cannot go any further due to creek. Large Kitchen, Formal Living Room.

Listing Courtesy of Re/Max Equity Group

8 PENDING · *Pending as of 4/1/2020* *MLS ID: 20554918*

313 NE 17th Ave	Single Family	4/3	2,955 sq ft	20,037	2/27/2020	$524,900	4/1/2020	$178

Stunning home with panoramic territorial views, perfect for entertaining both inside and out! Open floor plan featuring 4 bedrooms, 2.5 baths and an oversize 3 car garage and storage galore! Gourmet kitchen with granite counters, tile back splash and stainless steel appliances. New furnace, paint, shed and fenced dog run. Nearly half an acre in a peaceful, well kept neighborhood in the heart of Battle Ground.

Listing Courtesy of Realty One Group Cascadia

Copyright 2020 Realtors Property Resource® LLC. All Rights Reserved.
Information is not guaranteed. Equal Housing Opportunity.

Pending Listings: 10 (cont.)

	Prop Type	Bed /Ba	Living Area (sq ft)	Lot Size (sq ft)	Listing Date	Listing Price	Pending Date	Price per sq. ft.
PENDING · *Pending as of 4/9/2020* *MLS ID: 20368404*								
21678 NE 192nd Ave	Single Family	4/4	3,055 sq ft	103,237	3/16/2020	$599,900	4/9/2020	$196

Double Master, 2 story home with 2.37 acres. Home is 2882 Sq Ft 4 bedroom with LARGE BONUS ROOM or could be 5th bedroom and has an office too. Home features formal living, dining & family room, hardwood flooring, NEW granite countertops, custom cabinetry, kitchen island, pantry, master bedroom on main & upper level, freestanding tub, tile floors, wrap around porch, deck, raised garden beds, chicken coop, Country Living just a few minute drive from downtown Battle Ground. Much more YOU MUST SEE!

Listing Courtesy of Premiere Property Group, Llc

Copyright 2020 Realtors Property Resource® LLC. All Rights Reserved.
Information is not guaranteed. Equal Housing Opportunity.

RMLS Market Activity Report

Battle Ground, Washington

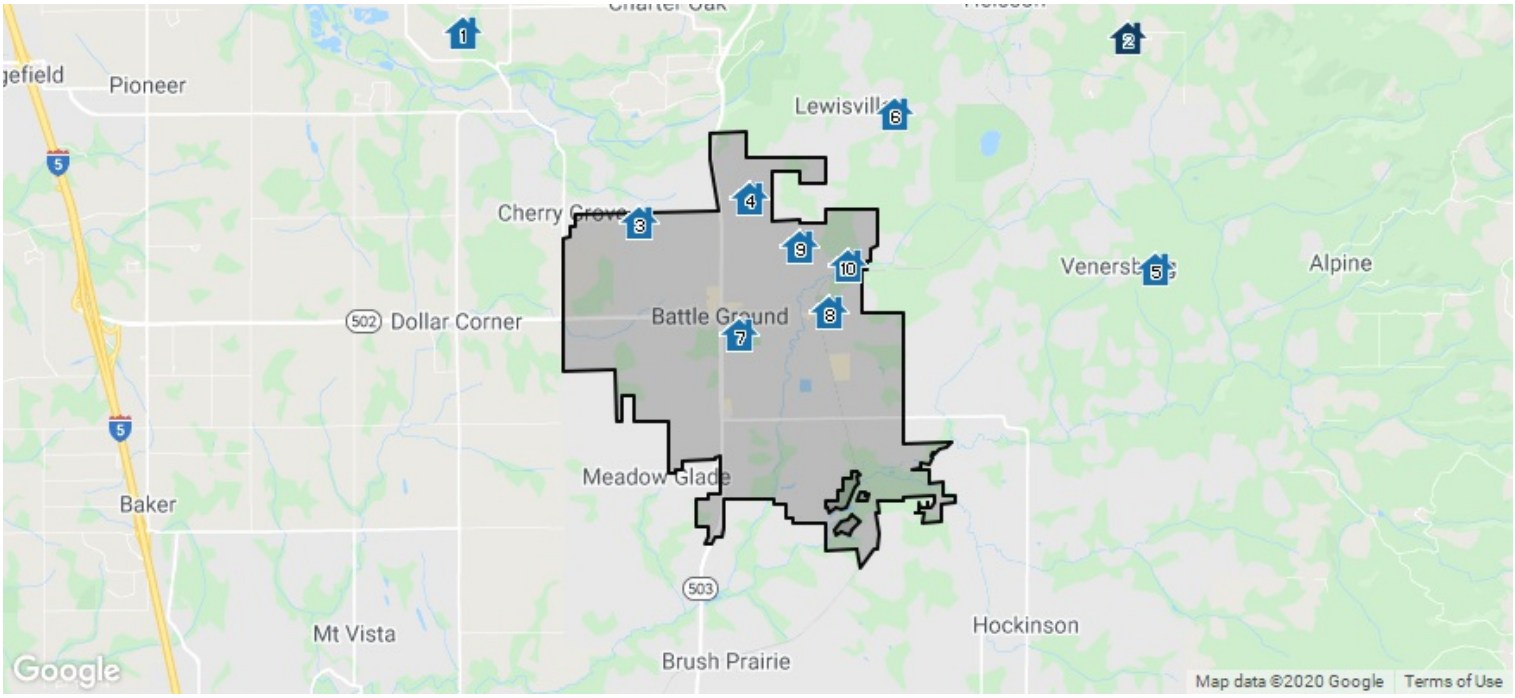

Price Changes: 10

	Prop Type	Bed /Ba	Living Area (sq ft)	Orig. Listing Date	Orig. Price	New Price	Date of Chg.	% Chg.

1 FOR SALE · *New, Active: 3/30/2020* *MLS ID: 20186002*

7221 NE 275th St	Single Family	4/3	2,602 sq ft	3/30/2020	$625,000	$615,000	4/13/2020	-1.6%

Beautiful well maintained property and home on a private drive. This wonderful property is fenced, and has plenty of space for your animals! Grape vines and fruit trees as well as a 30x40 shop. Main garage has oil change pit. Car carport with tongue and groove ceiling. Newer siding, paint, and roof. Attached Garage #3 & 4 have a 720 sqft updated apartment with kitchen, laundry, and master. A must see home!

Listing Courtesy of Premiere Property Group, Llc

2 PENDING · *Pending as of 2/28/2020* *MLS ID: 19315323*

20105 NE 272nd St	Single Family	3/3	3,280 sq ft	1/24/2020	$695,000	$650,000	4/14/2020	-6.47%

Custom home on 5 private acres w/Shop/Barn. Vaulted great room w/floor to ceiling fireplace & hardwood flrs, spacious kitchen with eating bar & large pantry. Master bedroom and den on main level. Upper level features 3 add'l bedrooms, bonus and hobby room. Large shop/barn with RV parking bay, shop area, 3 stalls and a hay loft. Paved road leads to this beautiful private setting perfect for horses.

Listing Courtesy of Windermere Stellar/Felida

3 FOR SALE · *Active: 1/21/2020* *MLS ID: 20055028*

1718 NW 25th Ave	Single Family	4/3	1,615 sq ft	1/21/2020	$384,900	$384,900	4/13/2020	–

OPEN Sat/Sun 1 to 4! Hurry to pick your colors! Light and bright great-room plan with tall ceilings and extra large windows!4 bedrooms,2.5 bath!SS appliances,quartz counter tops/full back splash & island in Kitchen.Master suite w/walk in closet& double vanity.Front & Backyard landscaped w/sprinklers & Fence.Use GPS address 10419 Ne 239th St, Battle Ground, WA 98604follow signs. Completed photos are for example only.

Listing Courtesy of John L. Scott Real Estate

RPR

Copyright 2020 Realtors Property Resource® LLC. All Rights Reserved.
Information is not guaranteed. Equal Housing Opportunity.

Price Changes: 10 (cont.)

	Prop Type	Bed /Ba	Living Area (sq ft)	Orig. Listing Date	Orig. Price	New Price	Date of Chg.	% Chg.
4 FOR SALE · *Active: 7/26/2010* *MLS ID: 10061104*								
2208 NW 4th Ave	Single Family	3/2	1,958 sq ft	7/26/2010	$650,000	$705,000	2/22/2020	8.46%

Nice home on prime development land.

Listing Courtesy of Keller Williams Realty

5 FOR SALE · *New, Active: 3/23/2020* *MLS ID: 20450532*

20518 NE 226th Cir	Single Family	3/2	1,542 sq ft	3/23/2020	$549,900	$539,000	4/6/2020	-1.98%

One Level Ranch Home Situated on 2.54 Park Like Acres With 1728 Sq Ft Detached Shop. Pride Of Ownership Throughout This 3 Bed, 2 Bath Home. Open Concept Living/Kitchen/Dining Complete With Wood Burning Stove, Updated Hall Bathroom W/Heated Tile Floor, Tile Shower And Granite Countertops. Pond, Water Feature & Built In Fire Pit All On Your Back Patio! Shop Has Full Bath, Electrical, Wood Working Station, Wood Burning Stove, RV Parking & Drive Through Doors. Brand New Roof! Amenities List Attached

Listing Courtesy of Berkshire Hathaway Homeservices Nw Real Estate

6 FOR SALE · *Active: 1/1/2020* *MLS ID: 20628615*

15504 NE 257th St	Single Family	5/3	3,220 sq ft	1/1/2020	$609,900	$599,000	1/28/2020	-1.79%

Video Walkthru on Zillow, Check it Out! Peaceful & Private 1.19 Acre Daylight Basement Home with Views! Multi-Gen Living? Close to Downtown. Master on the Main! Open Kitchen with Granite, Island + Expansive Views all the way to the Mountains of St Helens, OR! Fridge Stays! Covered Patio Looking West. Oversized Master, 2 Closets, 2-Sink Vanity, Jet Tub + Private Access to Patio. Fenced Pool Stays! In-Ground Trampoline Stays! 400-Amp Service! Lots of Parking. Heat Pump + AC! Close to BG Lake

Listing Courtesy of Re/Max Equity Group

7 FOR SALE · *Active: 3/15/2020* *MLS ID: 20674618*

300 SW 7th Ave, Unit 211	Modular Home	2/1	784 sq ft	3/15/2020	$70,000	$65,000	4/10/2020	-7.14%

Exceptional value for this "like new" 2BR/1BA manufactured home. Kitchen w/eat bar, plenty of cabinets, range & dishwasher. Large living room w/dining area. Carpet & laminate flooring. 40 gal hot water heater and upgraded insulation installed. Yard with garden area. Park requires 1 owner to be at least 55 years old.

Listing Courtesy of Berkshire Hathaway Homeservices Nw Real Estate

8 FOR SALE · *Active: 2/14/2020* *MLS ID: 20235985*

1209 NE 11th Ave	Single Family	4/3	2,260 sq ft	2/14/2020	$417,450	$425,086	2/29/2020	1.83%

MASTER ON THE MAIN with vaulted ceilings and main level den offering open kitchen /great room plan features slab quartz counter-tops, farmhouse sink and shaker style cabinetry. call to find out about incentive this month! we steralize the model home after every showing!.

Listing Courtesy of Real Estate Performance Group Llc

9 FOR SALE · *Active: 11/10/2019* *MLS ID: 19018604*

1005 NE 13th St	Single Family	4/3	2,260 sq ft	11/10/2019	$412,450	$428,582	2/29/2020	3.91%

MASTER ON THE MAIN! you will love the 2260 square foot plan offering 3 bedrooms, a den, loft & 2.5 baths with vaulted ceilings. The open kitchen features slab quartz counter-tops, farmhouse sink and shaker style cabinetry. The laundry room is c.onveniently located on the ground floor, call to find out about full move in ready package this month! we steralize the home after every showing video tour is of similar home, features may vary

Listing Courtesy of Real Estate Performance Group Llc

Copyright 2020 Realtors Property Resource® LLC. All Rights Reserved.
Information is not guaranteed. Equal Housing Opportunity.

Price Changes: 10 (cont.)

	Prop Type	Bed /Ba	Living Area (sq ft)	Orig. Listing Date	Orig. Price	New Price	Date of Chg.	% Chg.

10 FOR SALE · *Active: 10/9/2019* *MLS ID: 19660480*

1109 NE 14th Way	Single Family	3/3	1,670 sq ft	10/9/2019	$367,450	$384,307	4/1/2020	4.59%

Move in Ready! Our standards are other builder's upgrades. High quality construction and superior finishes! Only 4 homes Left! 3 bedrooms with large loft option. Slab quartz counters throughout, farmhouse sink, laminate flooring on the main floor, high ceilings on main with dramatic 2 story entry, front landscaping and irrigation included. call to find out about move in ready package this month! we steralize the home after every showing! virtual tour is of similar model finishes may vary

Listing Courtesy of Real Estate Performance Group Llc

Copyright 2020 Realtors Property Resource® LLC. All Rights Reserved.
Information is not guaranteed. Equal Housing Opportunity.

Market Activity Report

Battle Ground, Washington

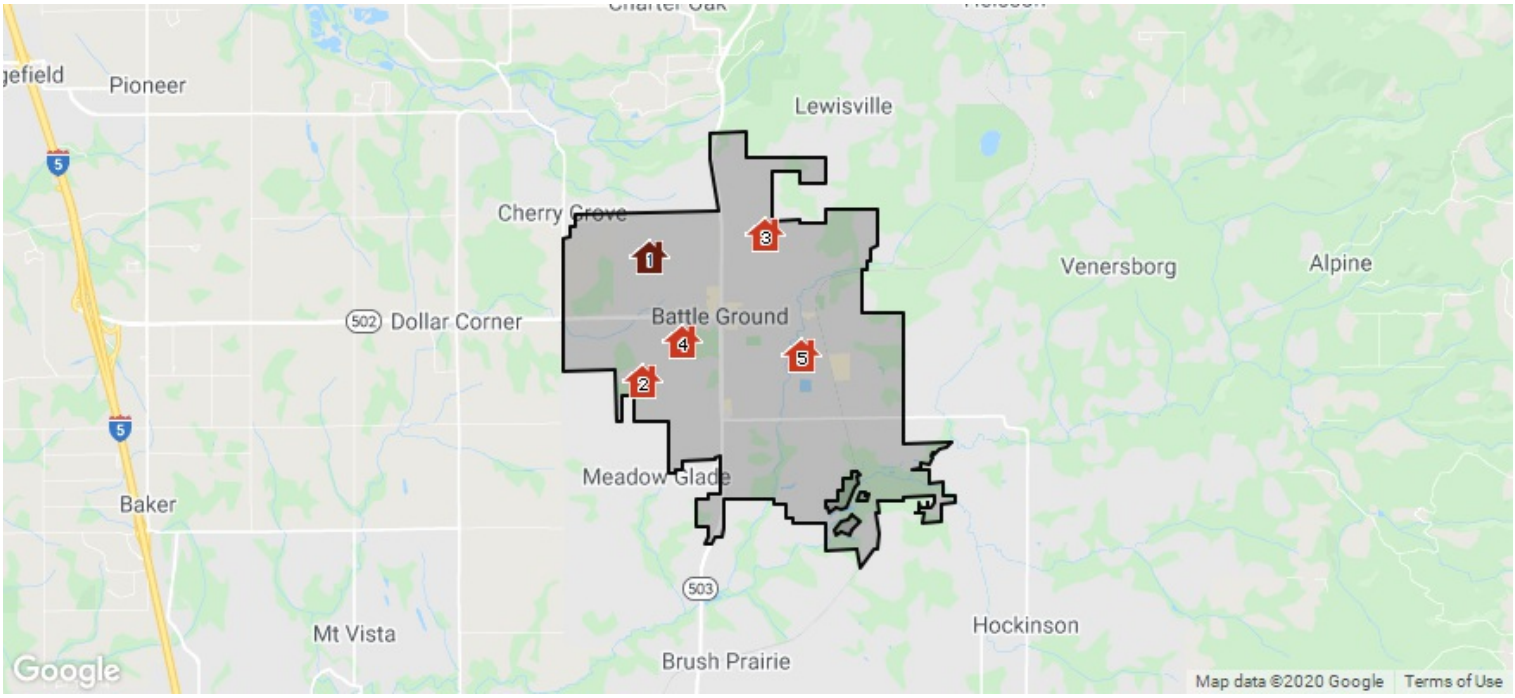

Distressed Activity: 5

	Prop Type	Bed /Ba	Living Area (sq ft)	Lot Size (sq ft)	Listing Price	Listing Date	Distressed Date	Status
1 PENDING · *Preforeclosure, Notice of Trustee Sale, Pending as of 4/13/2020* *MLS ID: 20322871*								
1108 NW 23rd Ave	Single Family	3/2	1,734 sq ft	4,791	$345,000	4/9/2020	10/29/2019	Preforeclosure
Wonderful open floor plan one level home. Oversize kitchen and tons of storage. All appliances stay with the home. Front living room and dining and family room off kitchen so plenty of space. Master suite has a large walk in closet and en-suite bathroom. Additional two bedrooms with bath on the opposite side of the home. Back patio is easy maintenance and fenced in yard. Inside laundry room								
Listing Courtesy of Keller Williams Premier Partners								
2 OFF MARKET · *Preforeclosure, Notice of Trustee Sale* *MLS ID: –*								
2411 SW 11th St	Single Family	3/2	1,744 sq ft	6,033	–	–	12/5/2019	Preforeclosure
–								
3 OFF MARKET · *Preforeclosure, Notice of Trustee Sale* *MLS ID: –*								
107 NW 16th St	Single Family	4/3	1,897 sq ft	10,909	–	–	11/26/2019	Preforeclosure
–								
4 OFF MARKET · *Preforeclosure, Notice of Rescission* *MLS ID: –*								
422 SW 17th Ave	Single Family	3/1	1,248 sq ft	10,309	–	–	12/9/2019	Preforeclosure
–								

Copyright 2020 Realtors Property Resource® LLC. All Rights Reserved.
Information is not guaranteed. Equal Housing Opportunity.

Distressed Activity: 5 (cont.)

	Prop Type	Bed /Ba	Living Area (sq ft)	Lot Size (sq ft)	Listing Price	Listing Date	Distressed Date	Status
5 OFF MARKET · *Preforeclosure, Notice of Trustee Sale* *MLS ID: –*								
711 SE 5th Ave –	Single Family	4/3	2,053 sq ft	6,463	–	–	1/30/2020	Preforeclosure

Copyright 2020 Realtors Property Resource® LLC. All Rights Reserved.
Information is not guaranteed. Equal Housing Opportunity.

RMLS Market Activity Report

Battle Ground, Washington

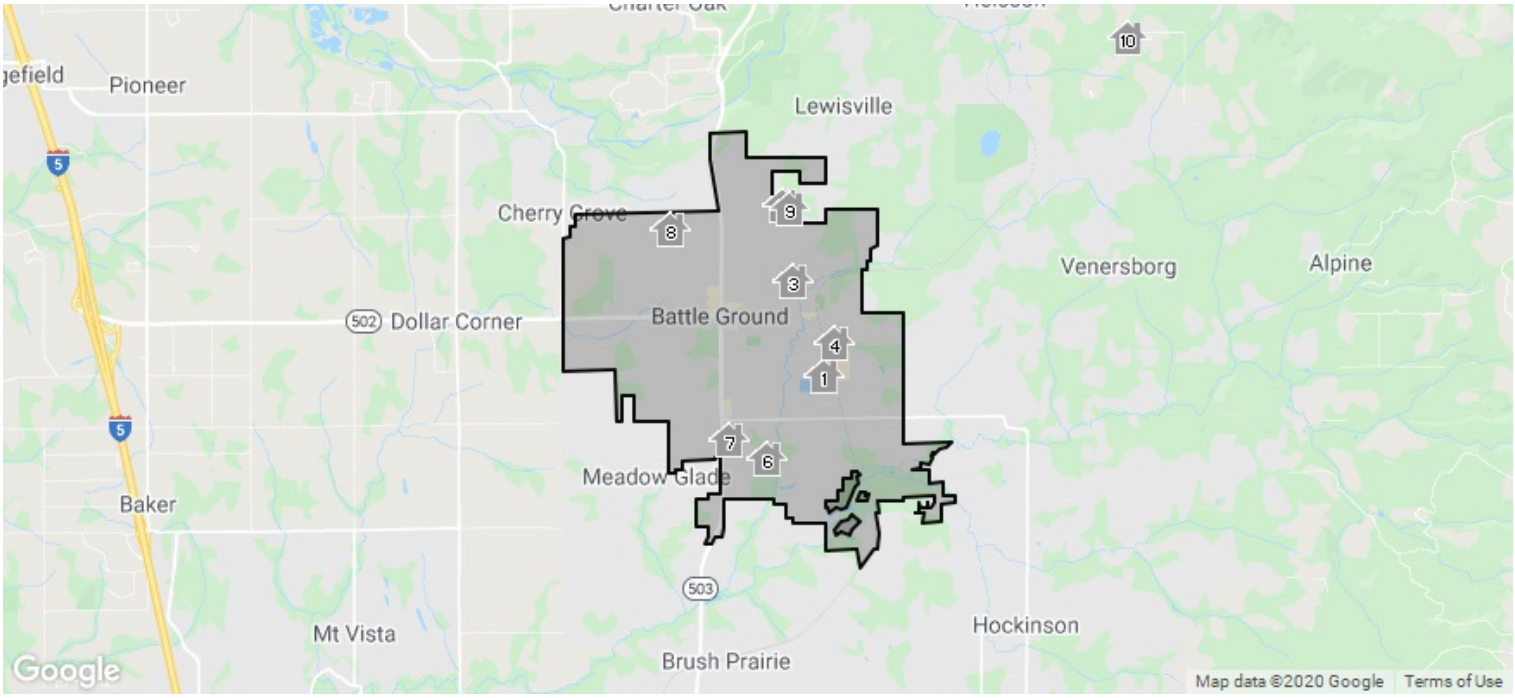

Expired Listings: 10

	Prop Type	Bed /Ba	Living Area (sq ft)	Lot Size (sq ft)	Year Built	Listing Price	Expired Date	Price per sq. ft.

1 RECENTLY EXPIRED · *MLS Listing 19635375: 9/9/2019* *MLS ID: 19635375*

1125 SE 9th Ave	Single Family	3/3	1,762 sq ft	5,227	2004	$335,000	4/9/2020	$184

$0 Down eligible. Beautiful Home in private Battle Ground neighborhood. Remodeled Kitchen with ss appliances, Pantry, and Granite Countertops! Vaulted Ceiling creates natural light throughout the downstairs. Spacious Master with Soaking tub, Walk in Closet and Double Sinks. 3 Car Tandem Garage/shop conversion! Covered back patio, chicken run and huge fruit trees throughout backyard. Small park in front yard to let the kids play.

Listing Courtesy of Century 21 Northwest

2 EXPIRED · *MLS Listing 19640567: 4/10/2019* *MLS ID: 19640567*

23919 NE 132nd Ave	Single Family	3/2	1,604 sq ft	129,808	1949	$650,000	3/31/2020	$405

Bonus:preliminary subdivision approval for 10 lots mostly 62x 110. Current use: main house,"grandma's" house, dbl wide MH-fixer, RV hookup, large shop. All homes built or placed prior to 1969-existing, non-conforming.Many large firs, maples & alders. Keep for income until formally subdivided possibly bringing in $4,000+ per month with a little work. Both stick built houses, rented. Please respect tenant privacy.Close to all services.

Listing Courtesy of Coldwell Banker United Brokers

3 EXPIRED · *MLS Listing 19518194: 5/1/2019* *MLS ID: 19518194*

2917 NE 4th Ave	Single Family	3/3	2,541 sq ft	10,890	2019	$570,000	3/31/2020	$203

Reduced $20,000 for January Sale Beautiful large open concept home in new subdivision. 12' ceiling height with 8' doors throughout. Kitchen has gorgeous quartz countertops, large island, modern dual gas oven range and walk in pantry with counter space and outlets! Spacious master bath complete with free standing tub, roll in shower, his and hers closets. Private outdoor space, covered patio, sprinklers, fenced GPS is not accurate from battle Ground N on Parkway, R on 249th St, R on 4th Ave

Listing Courtesy of Realty Pro, Inc

RPR®

Copyright 2020 Realtors Property Resource® LLC. All Rights Reserved.
Information is not guaranteed. Equal Housing Opportunity.

Expired Listings: 10 (cont.)

	Prop Type	Bed /Ba	Living Area (sq ft)	Lot Size (sq ft)	Year Built	Listing Price	Expired Date	Price per sq. ft.

4 EXPIRED • *MLS Listing 20205165: 1/6/2020* *MLS ID: 20205165*

1201 SE 5th St	Single Family	3/3	1,584 sq ft	2,613	2013	$348,000	3/31/2020	$202

Looking for a minimalist lifestyle? Sharp 2 story in Battle Ground Village. Quiet street close to all services.3 bedrooms, 2 1/2 baths, dining room plus large eating bar, Granite counters, pantry, alley behind accesses garage. Exterior maintenance included.

Listing Courtesy of Re/Max Equity Group

5 EXPIRED • *MLS Listing 19038019: 4/6/2019* *MLS ID: 19038019*

28217 NE Berry Rd	Single Family	6/3	3,654 sq ft	871,200	2006	$800,000	3/31/2020	$205

DO NOT CALL SELLER!

Listing Courtesy of United Realty

6 EXPIRED • *MLS Listing 19684635: 3/18/2019* *MLS ID: 19684635*

305 NE 28th St	Single Family	5/4	3,788 sq ft	10,018	2019	$619,900	3/18/2020	$164

3,788 sq ft two story home features a guest suite on the main. The Parkway Heights community is located on the North end of Battle Ground. Lewisville Park and Battle Ground Lake are within a few minute drive! This 4-5 bedroom home + 1 Den features many amenities in the base price such as guest suite on the main, tall ceilings, large covered back patio, fireplace, 3 car, AC and more! Choose your own options and colors.

Listing Courtesy of Premiere Property Group, Llc

7 EXPIRED • *MLS Listing 19645931: 4/8/2019* *MLS ID: 19645931*

2419 SW 10th Ave	Single Family	3/2	1,598 sq ft	421,225	1965	$775,000	3/1/2020	$485

Developers!! Great Opportunity! Beautiful Flat 9.67 acres in the heart of Battle Ground with a well kept home and a barn? Business Opportunities galore! Set up for horse ranch, or Car Dealership, business center with apts/condo's above. What's your dream? Surrounded with territorial views of the mountains, yet close in to all the modern conveniences! New paint inside and out, and a New roof! Co-Agent related to seller.

Listing Courtesy of Keller Williams Realty Greater Seattle

8 EXPIRED • *MLS Listing 19678375: 12/4/2019* *MLS ID: 19678375*

1901 NW 17th St	Single Family	5/4	2,602 sq ft	4,791	2018	$484,500	2/28/2020	$177

Back on the market - no fault of seller or property. 2018 Beautiful multi-generational home. 5 br, 3.1 bath, 3 car garage, guest suite on main, large bonus room upstairs, fenced back yard, 2,602 sf, granite, wood floors, laundry upstairs. Spacious kitchen with lots of cabinets, island, & pantry. This home is 100% Energy Star & Built Green of WA certified. Central Air and window coverings have been installed.

Listing Courtesy of Kelly Right Real Estate Vancouver

9 EXPIRED • *MLS Listing 19492456: 7/11/2019* *MLS ID: 19492456*

13512 NE 238th Way	Single Family	3/3	1,514 sq ft	135,907	1973	$599,000	2/25/2020	$396

Nice home on a DIVIDABLE LOT! Great investment potential! 3+ acres in Battle Ground City limits, zoned R-3 (3 units/acre). Live in the home while you build a few more! Newer roof, paint, windows & heat pump. Laminate floors, woodstove & large custom windows. Covered patio. Three-car heated shop w/220V & carport. Equipment shed & lean-to. Adjacent 3 acres also for sale.

Listing Courtesy of Keller Williams Premier Partners

10 EXPIRED • *MLS Listing 19274272: 6/8/2019* *MLS ID: 19274272*

20105 NE 272nd St	Single Family	4/3	3,280 sq ft	219,106	1991	$739,900	12/31/2019	$226

Exquisite custom horse property on 5 acres. Master on the main floor! Hardwood floors, oak accents throughout, trek deck, central vacuum. European kitchen island w/eating bar, large pantry. Den/office on main level, music room. Living room has floor to ceiling brick fireplace. Large laundry room w/chute. Second floor features three bedrooms plus bonus and hobby room. Loft with nook area. 3600 sf barn/shop with 4 stalls,concrete floor.

Listing Courtesy of Real Estate Performance Group Llc

Copyright 2020 Realtors Property Resource® LLC. All Rights Reserved.
Information is not guaranteed. Equal Housing Opportunity.

About RPR (Realtors Property Resource)

- Realtors Property Resource® is a wholly owned subsidiary of the National Association REALTORS®.
- RPR offers comprehensive data – including a nationwide database of 164 million properties – as well as powerful analytics and dynamic reports exclusively for members of the NAR.
- RPR's focus is giving residential and commercial real estate practitioners, brokers, and MLS and Association staff the tools they need to serve their clients.
- This report has been provided to you by a member of the NAR.

RPR® REALTORS PROPERTY RESOURCE

About RPR's Data

RPR generates and compiles real estate and other data from a vast array of sources. The data contained in your report includes some or all of the following:

- **Listing data** from our partner MLSs and CIEs, and related calculations, like estimated value for a property or median sales price for a local market.
- **Public records data** including tax, assessment, and deed information. Foreclosure and distressed data from public records and RealtyTrac.
- **Market conditions and forecasts** based on listing and public records data.
- **Census and employment data** from the U.S. Census and the U.S. Bureau of Labor Statistics.
- **Demographics and trends data** from Esri. The data in commercial and economic reports includes Tapestry Segmentation, which classifies U.S. residential neighborhoods into unique market segments based on socioeconomic and demographic characteristics.
- **Business data** including consumer expenditures, commercial market potential, retail marketplace, SIC and NAICS business information, and banking potential data from Esri.
- **School data and reviews** from Niche.
- **Specialty data sets** such as walkability scores, traffic counts and flood zones.

Update Frequency

- Listings and public records data are updated on a continuous basis.
- Charts and statistics calculated from listing and public records data are refreshed monthly.
- Other data sets range from daily to annual updates.

Learn more

For more information about RPR, please visit RPR's public website: http://blog.narrpr.com

NATIONAL ASSOCIATION of REALTORS® Wholly Owned Subsidiary | RPR® TECHNOLOGY ANALYTICS INNOVATION

Copyright 2020 Realtors Property Resource® LLC. All Rights Reserved.
Information is not guaranteed. Equal Housing Opportunity.

RMLS™

MARKET ACTIVITY REPORT

Camas, Washington

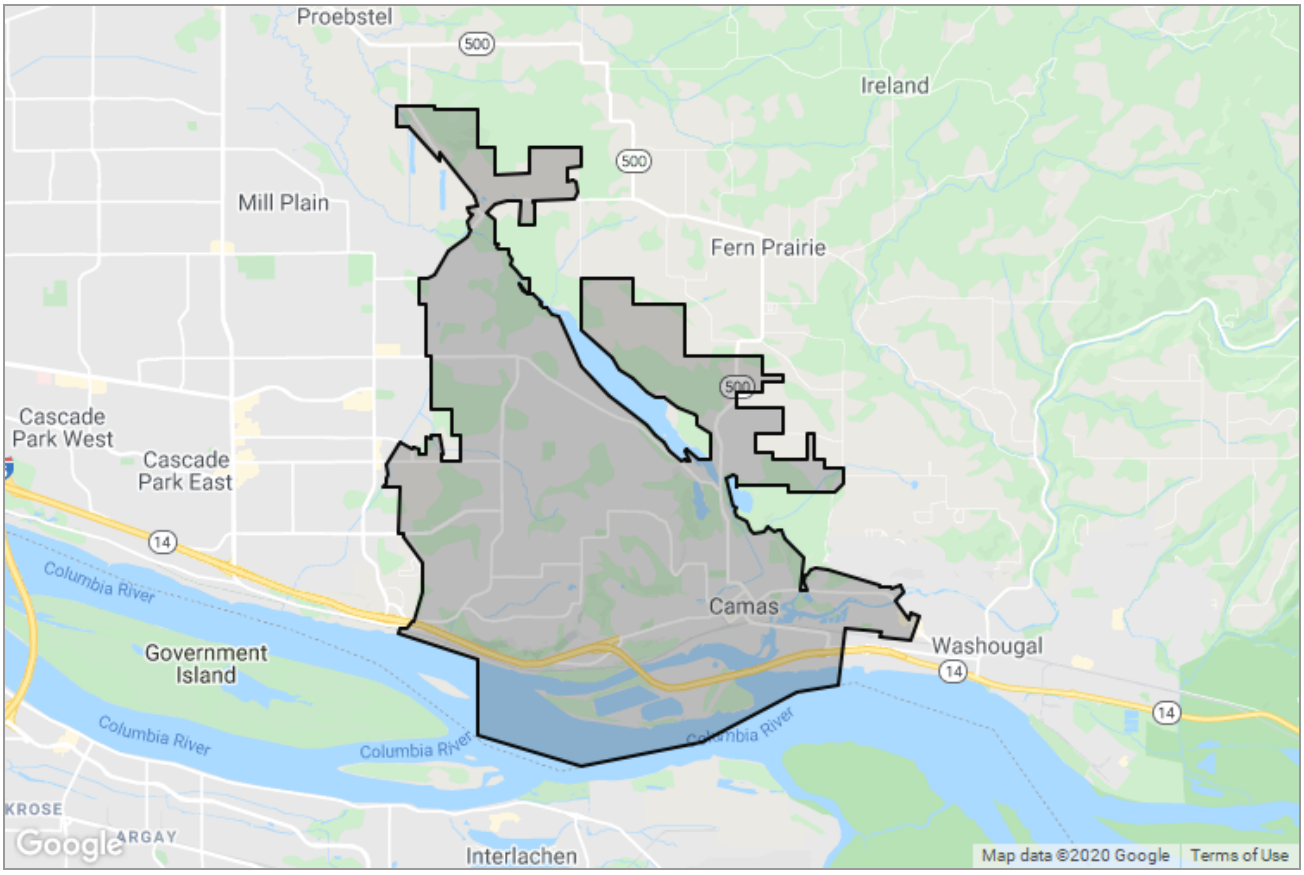

Presented by

Josh Thomas | **Real Estate Broker**

The Handris Realty Company

Mobile: (360) 901-2280 | Office: (360) 695-9292

Main: Josh.Thomas@jetyourestate.com
Broker: www.jetyourestate.com |
Broker: www.facebook.com/jetyourestate

The Handris Realty Company
15524 SE Mill Plain Blvd.
Vancouver, WA 98684

Copyright 2020 Realtors Property Resource® LLC. All Rights Reserved.
Information is not guaranteed. Equal Housing Opportunity.

Camas, Washington

Market Snapshot: Estimated Home Values

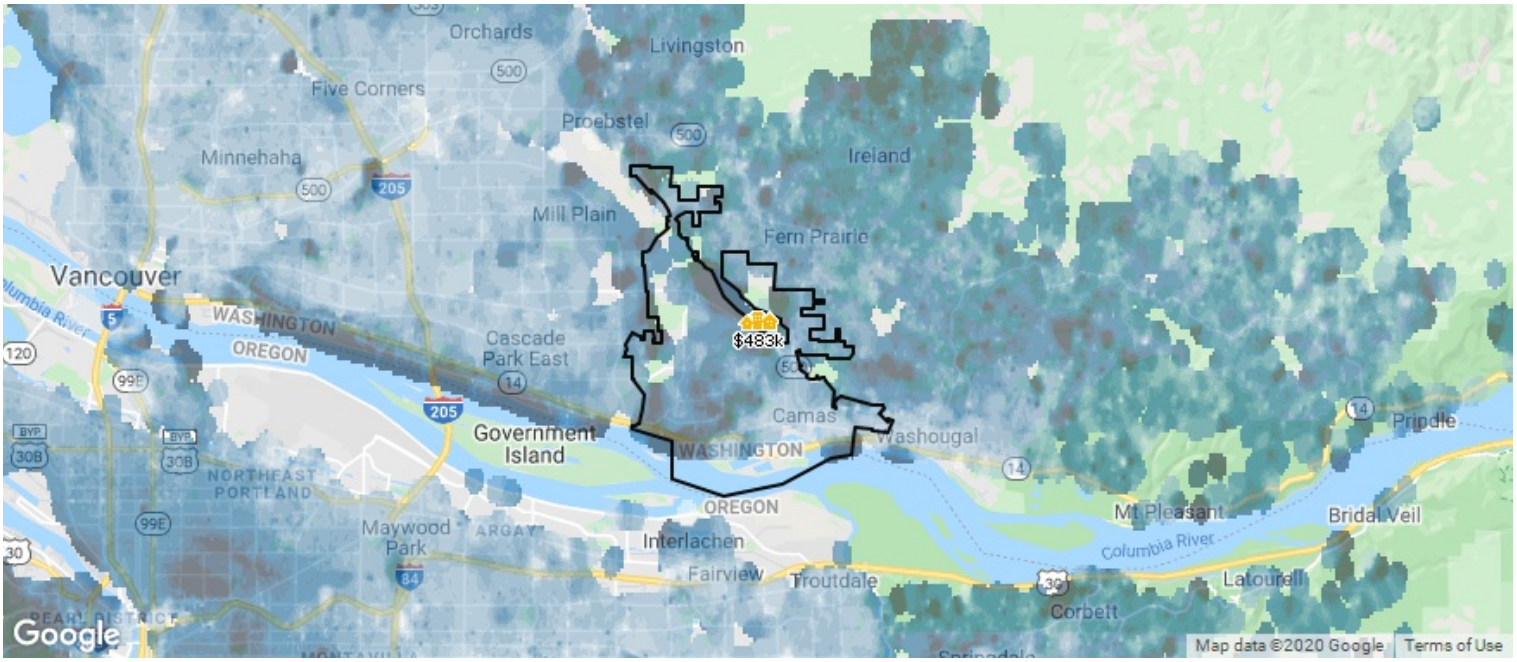

<$100k $450k $20m

This map layer shows the average estimated home values, based on the AVMs and RVMs® for properties in an area. Source(s): Public records and MLS data where licensed; updated Quarterly.

Median Est. Home Value	Change Over Last Month	Change Over Last Quarter	Change Over Last 12 Months	Change Over Last 24 Months
$483K	↑ **4.61%**	↓ **0.12%**	↑ **1.61%**	↑ **7.62%**
Updated: 3/31/2020				

*About this Data: Estimated home values are generated by a valuation model and are not formal appraisals. Valuations are based on public records and MLS data where licensed. The metrics shown here reflect **All Residential Properties** data.*

Copyright 2020 Realtors Property Resource® LLC. All Rights Reserved.
Information is not guaranteed. Equal Housing Opportunity.

Camas, Washington

Market Snapshot: 12-Month Change in Estimated Value

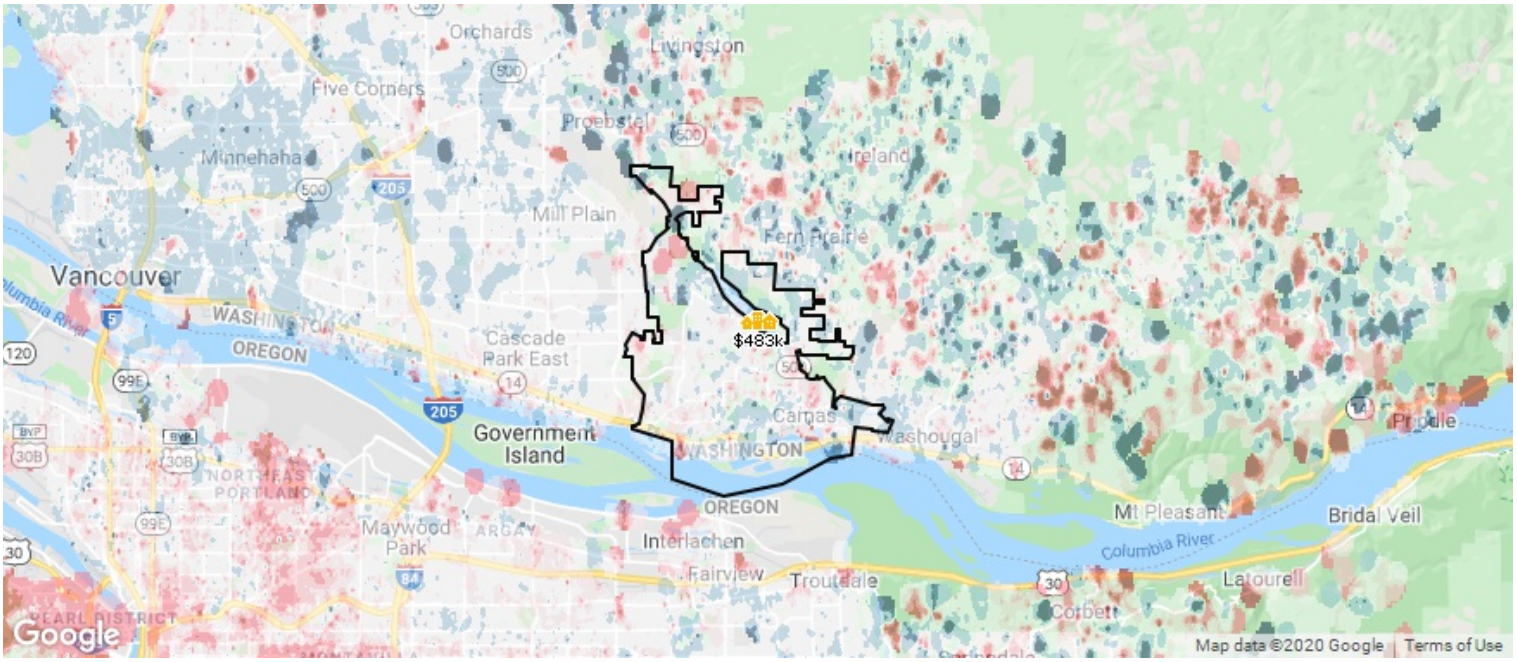

This map layer shows the change in estimated home values over the past 12 months, based on the AVMs and RVMs® for properties in an area. Source(s): Public records and MLS data where licensed; updated Quarterly.

Median Est. Home Value	Change Over Last 12 Months	Change Over Last 24 Months	Change Over Last 36 Months
$483K	**1.61%**	**7.62%**	**17.14%**
Updated: 3/31/2020			

*About this Data: Estimated home values are generated by a valuation model and are not formal appraisals. Valuations are based on public records and MLS data where licensed. The metrics shown here reflect **All Residential Properties** data.*

Copyright 2020 Realtors Property Resource® LLC. All Rights Reserved.
Information is not guaranteed. Equal Housing Opportunity.

Camas, Washington

Market Snapshot: Concentration of Distressed Properties

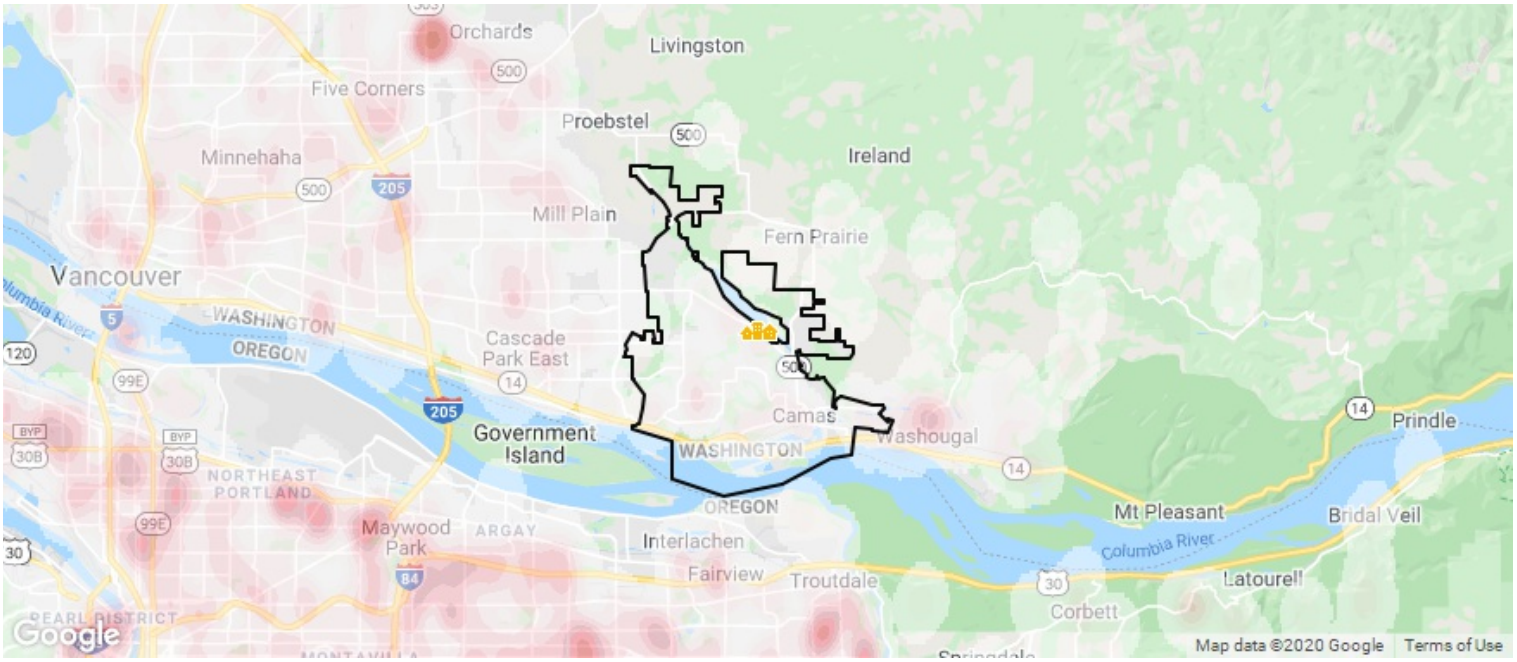

Low — High

This map layer shows the concentration of distressed properties, in areas where RPR has MLS data.
Source(s): MLS data; updated Quarterly.

Total # of Distressed Properties	# of Pre-Foreclosures	# of Foreclosures	# of Short Sales
9	**5**	**4**	**0**
Updated: 4/15/2020			

)

*About this data: The metrics displayed here reflect distressed property counts (listings and public records) for **All Residential Properties** as of 4/15/2020.*

Copyright 2020 Realtors Property Resource® LLC. All Rights Reserved.
Information is not guaranteed. Equal Housing Opportunity.

Camas, Washington

Market Snapshot: Sales Price

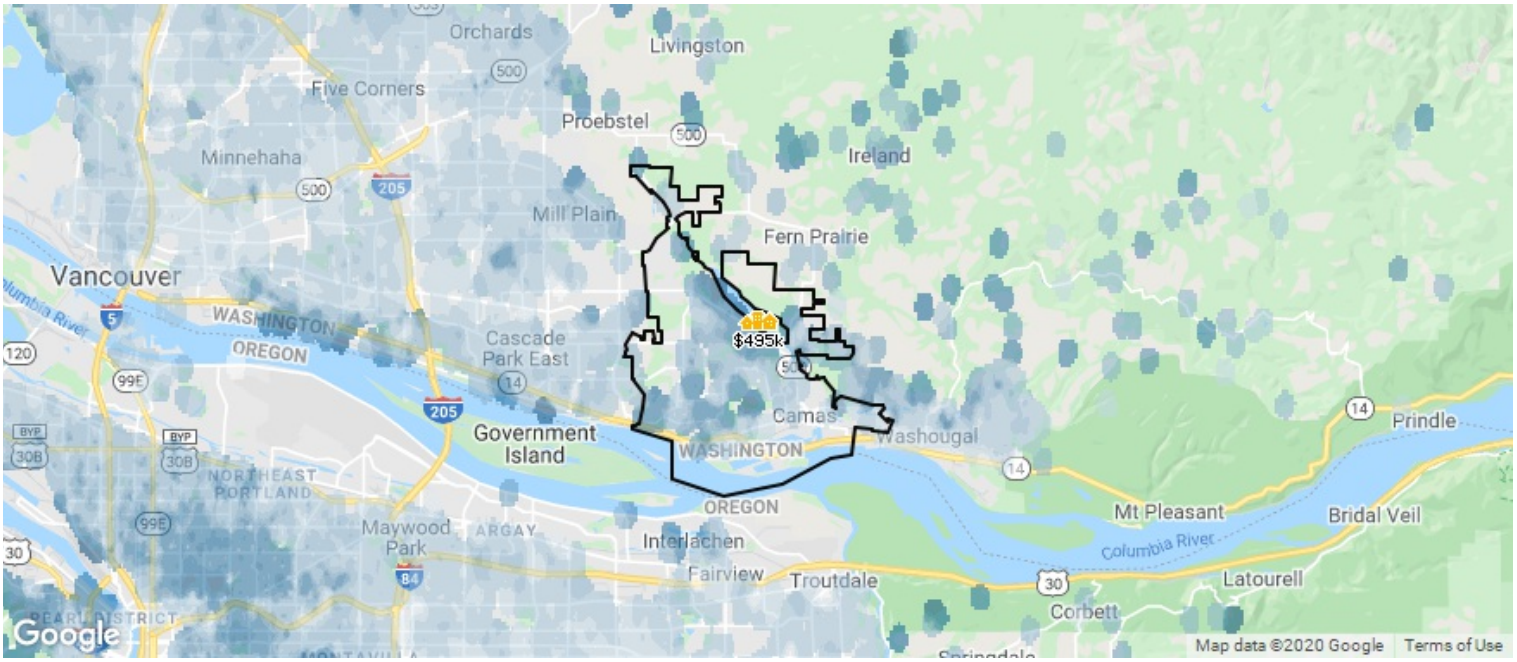

This map layer shows the average sales price for properties sold in the previous six months, in areas where RPR has MLS data. Source(s): MLS data; updated Quarterly.

Median Sales Price	Change Over Last Month	Change Over Last Quarter	Change Over Last 12 Months	Change Over Last 24 Months
$495K	↓ **7.08%**	↑ **4.16%**	↑ **6.4%**	↑ **7.67%**
Updated: 3/31/2020				

*About this data: The Metrics displayed here reflect median sales price for **All Residential Properties** using **MLS listing** data.*

Copyright 2020 Realtors Property Resource® LLC. All Rights Reserved.
Information is not guaranteed. Equal Housing Opportunity.

Camas, Washington

Market Snapshot: List Price

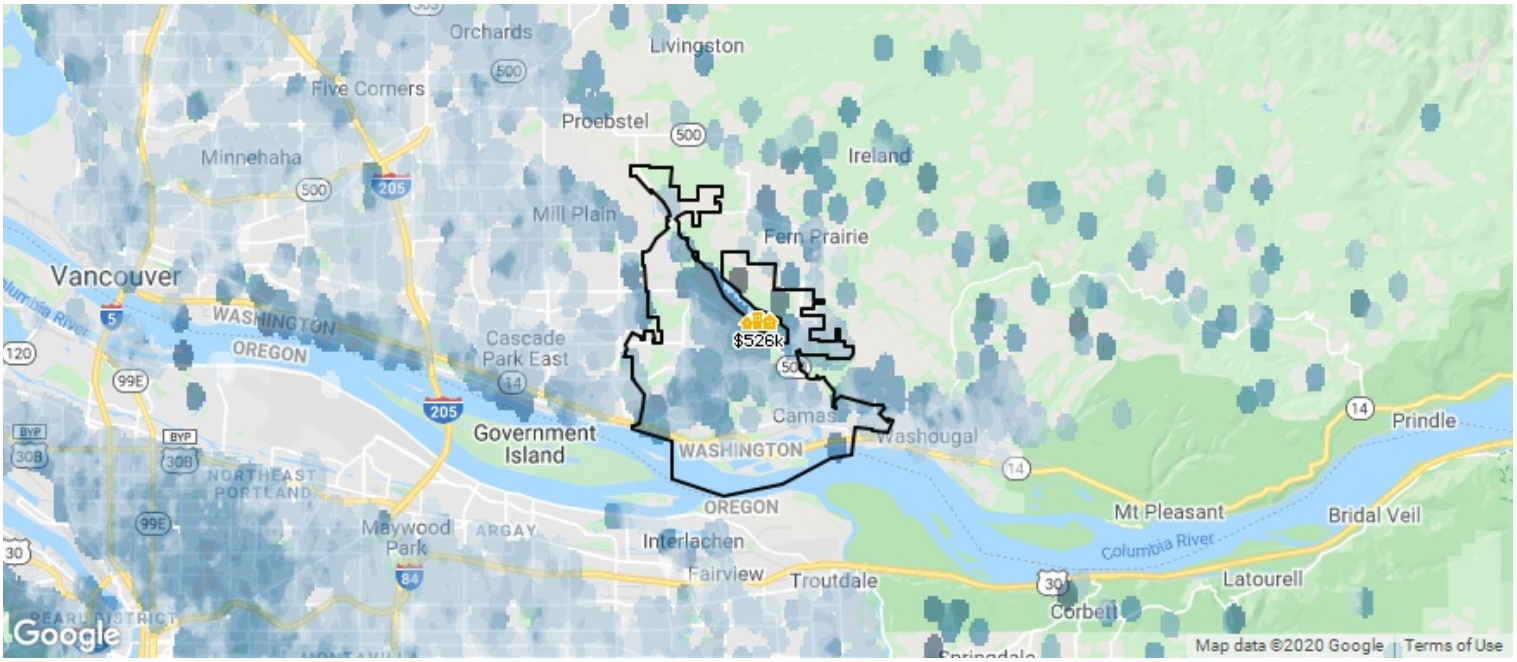

This map layer shows the average listing price for properties in the previous six months, in areas where RPR has MLS data. Source(s): MLS data; updated Quarterly.

Median List Price	Change Over Last Month	Change Over Last Quarter	Change Over Last 12 Months	Change Over Last 24 Months
$526K	↓ **0.21%**	↑ **0.2%**	↑ **11.52%**	↑ **14.37%**
Updated: 3/31/2020				

*About this data: The Metrics displayed here reflect median list price for **All Residential Properties** using **MLS listing** data.*

Copyright 2020 Realtors Property Resource® LLC. All Rights Reserved.
Information is not guaranteed. Equal Housing Opportunity.

Market Activity Summary Stats

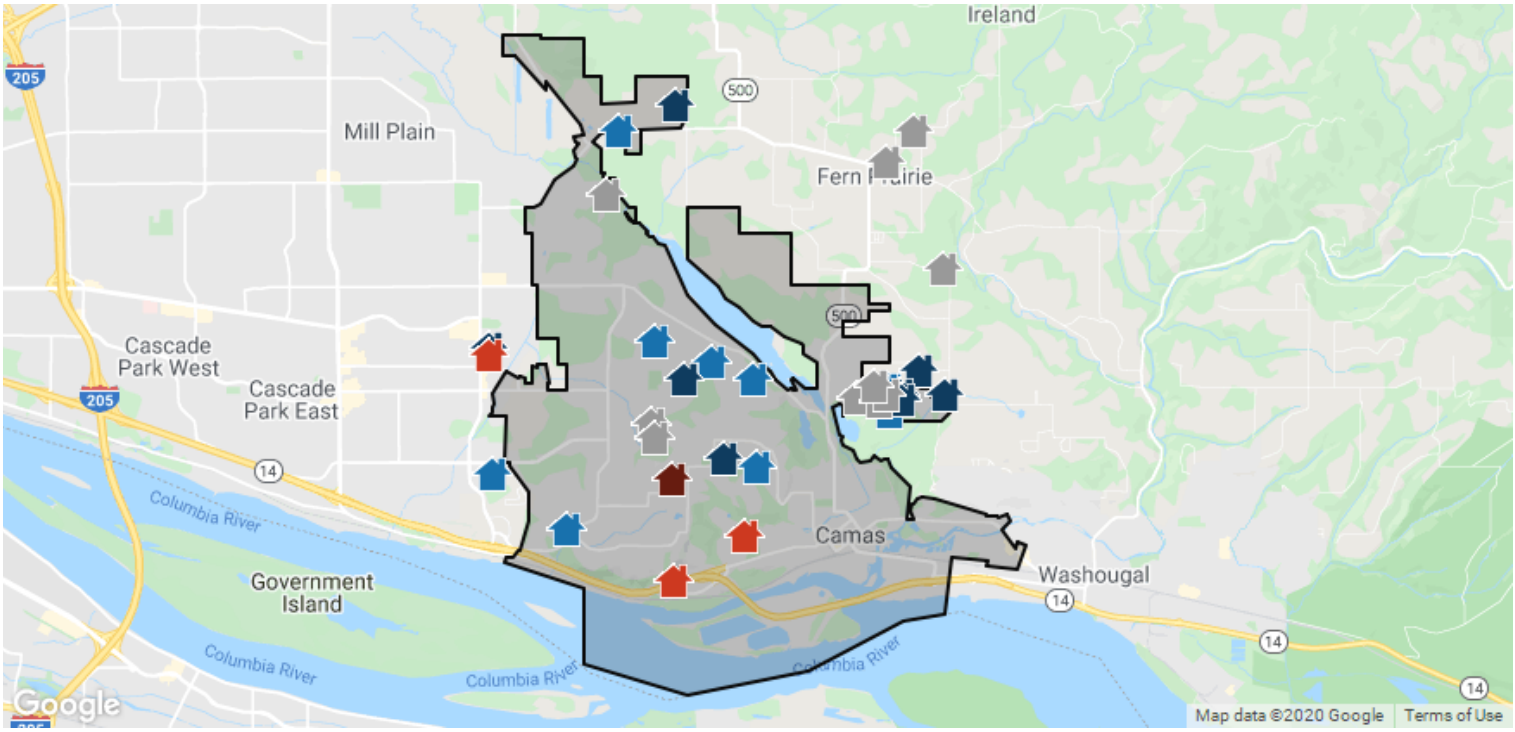

Search Criteria

Location: Camas, Washington; **Date:** Changes in the Last 6 Months; **Change Types:** New Listings, Pending, Price Change, New Distressed, Expired, New For Lease, Recently Leased; **Property Types:** Single Family Residence, Condo/Townhouse/Apt, Coop; **Maximum Properties per Status:** 10; **Sort Order:** Recently updated

	New Listings	Pending Listings	Price Changes	Distressed Activity	Expired Listings
Number of Properties	10	10	10	4	10
Low Price / Value	$365,000	$385,000	$458,000	$361,650	$404,900
Median Price / Value	$512,065	$456,500	$522,986	$412,200	$578,700
High Price / Value	$799,000	$650,000	$548,684	$482,050	$819,900
Average Price / Sq. Ft.	$228	$209	$242	$212	$205
Median Price / Sq. Ft.	$221	$200	$244	$190	$206
Average Days in RPR	28	65	230	27	470
Median Days in RPR	19	32	249	–	285
Total Volume	$5,333,205	$4,967,290	$5,064,211	$1,668,100	$5,853,260

Copyright 2020 Realtors Property Resource® LLC. All Rights Reserved.
Information is not guaranteed. Equal Housing Opportunity.

Camas, Washington

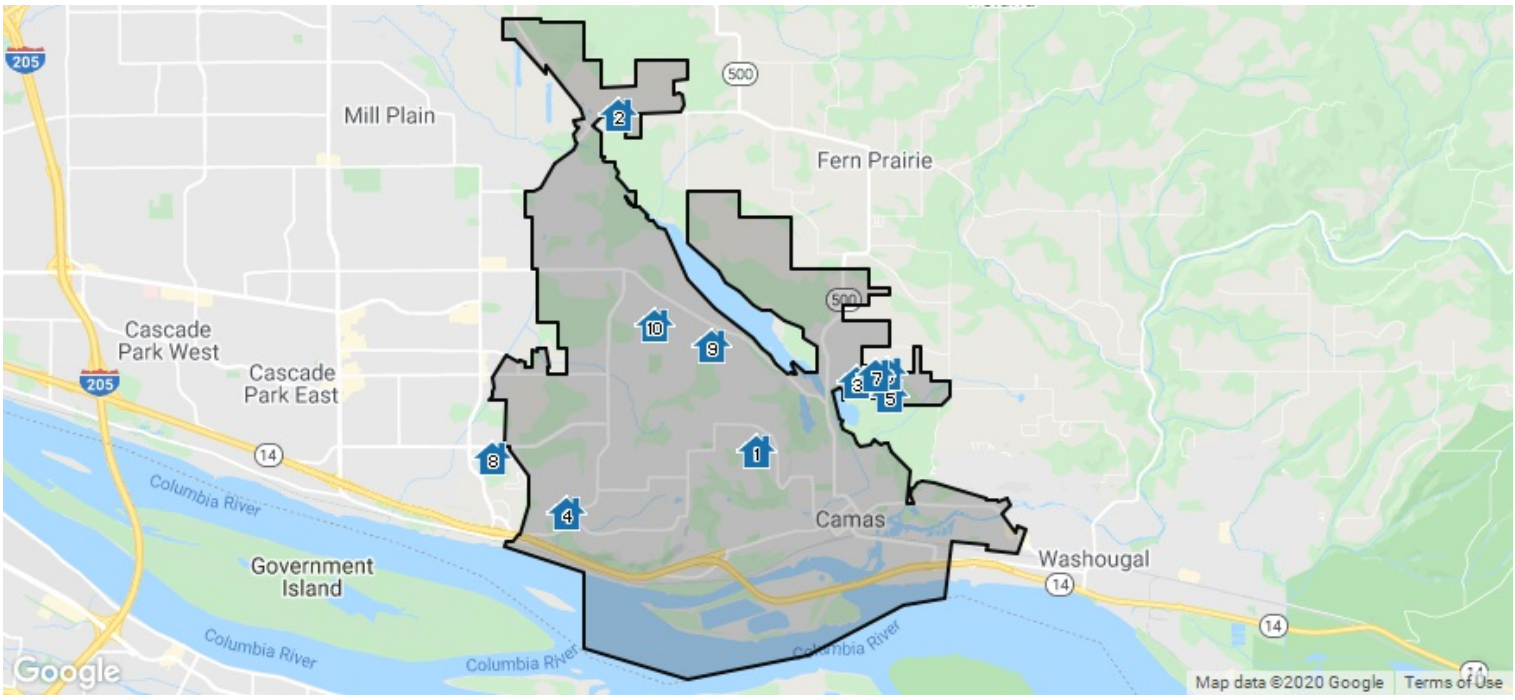

New Listings: 10

	Prop Type	Bed /Ba	Living Area (sq ft)	Lot Size (sq ft)	Year Built	Listing Date	Listing Price	Price per sq. ft.

1 FOR SALE · *New, Active: 4/10/2020* *MLS ID: 20219661*

1133 NW 22nd Ave	Single Family	4/4	2,954 sq ft	8,712	2002	4/10/2020	$550,000	$186

One of a kind entertainer's delight located on a quiet cut de sac, but minutes to downtown Camas! Gleaming hardwoods, high-end finishes at every turn and a Chef's kitchen w/stainless steel appliances and slab granite. This home offers four bedrooms, a bonus room and separate entry living suite or private home office. Outdoor living has never been easier or more peaceful, with a custom hobbit house, water feature & outdoor kitchen. RV Parking. Too many upgrades to list, please see amenities list!

Listing Courtesy of Real Living The Real Estate Group

2 FOR SALE · *New, Active: 4/10/2020* *MLS ID: 20401682*

21811 NE 28th St	Single Family	2/1	1,156 sq ft	41,382	1985	4/10/2020	$399,900	$346

Welcome home to a close-in junior acre, the feel of the country with all the conveniences of the city. Turnkey & move-in ready! This beautifully updated & remodeled home offers a gourmet kitchen with island, stainless appliances, custom cabinetry with pullout drawers + upgraded flooring, a new electrical panel + updating plumbing throughout. A true beauty both inside & out. This level lot is perfect for toys, cars and animals of all kinds, including a chicken coop! Award winning schools.

Listing Courtesy of Windermere Stellar/Felida

3 FOR SALE · *Active: 3/6/2020* *MLS ID: 20146780*

1758 NE 36th Ave	Single Family	4/3	2,856 sq ft	7,405	2020	3/6/2020	$624,900	$219

Beautiful new construction home with a private backyard. Lot backs to HOA owned protected greenbelt.Home features:4 bed + office/3bath/3 car garage/soaking tub/tile walkin shower in owner's suite/large walkin closet/large laundry room/ gas fireplace/white kitchen with quartz counters/covered back patio/fenced yard/ AC included.4th bedroom upstairs is large enough to be bonus room. HOA dues $30/month. located in Camas school district. Ask about our lender incentive to lower your rate up to 1% !!

Listing Courtesy of Windermere Stellar/Felida

Copyright 2020 Realtors Property Resource® LLC. All Rights Reserved.
Information is not guaranteed. Equal Housing Opportunity.

New Listings: 10 (cont.)

	Prop Type	Bed /Ba	Living Area (sq ft)	Lot Size (sq ft)	Year Built	Listing Date	Listing Price	Price per sq. ft.

4 FOR SALE • *New, Active: 4/3/2020* *MLS ID: 20482209*

1054 NW Autumn Ct	Single Family	5/4	4,495 sq ft	10,018	2002	4/3/2020	$799,000	$178

Beautifully appointed home in one of Camas's most desirable neighborhoods. Experience breathtaking views on the decks while enjoying your beverage of choice. Featuring a private yard, high ceilings, quality moldings throughout, updated lighting, gorgeous hardwoods, gourmet kitchen & bonus mother in law w/ separate entry & kitchen. Master suite w/ stunning views, french doors, private balcony, & bath w/jacuzzi tub. Central cul-de-sac location w/easy PDX commute.

Listing Courtesy of Premiere Property Group, Llc

5 FOR SALE • *New, Active: 3/16/2020* *MLS ID: 19157841*

1619 NE 35th Cir	Single Family	3/3	1,670 sq ft	8,712	2020	3/16/2020	$460,275	$276

What an amazing lot! Backs to state park w/trailhead steps away! Still time for you to personalize finishes! Superior materials and craftsmanship throughout for a home you'll be proud of: genuine Hardi-plank siding & trims, kiln dried lumber, 3cm slab granite or quartz in kitchen & bath, gas fireplace w/tile surround and mantle, front yard landscaping w/ irrigation, large windows for lots of natural light. Model homes at 1319 NE 37th Ave. Showing by appointment only. Video tour available

Listing Courtesy of Real Estate Performance Group Llc

8 FOR SALE • *New, Active: 3/21/2020* *MLS ID: 20183454*

1537 NE 37th Ave	Single Family	4/2	2,286 sq ft	6,098	2020	3/21/2020	$549,950	$241

Wow!! The largest single level home in the area! Holt Homes 2286 3 car garage plan is highly sought after: with its high ceilings, hardy plank fiber cement siding and trims, large bedrooms, huge master with floor to ceiling tiling for the shower, and tons of natural lighting. Don't forget about our LED efficiency and 95% efficient furnace and water heater. Model homes at 1319 NE 37th Ave. Showings by appointment only. Video tours available.

Listing Courtesy of Real Estate Performance Group Llc

7 FOR SALE • *Active: 12/12/2019* *MLS ID: 19057592*

1703 NE 37th Ave, #LT208	Single Family	3/3	2,025 sq ft	5,227	2019	12/12/2019	$474,180	$234

Home ready in April! $3000 Seller paid closing costs! Holt Homes 2025 plan on a private corner lot, only one neighbor and view of trees! Open plan with luxury finishes: 3cm slab quartz in kitchen and baths, gourmet kitchen w/cooktop, wall oven and microwave, large island w/seating, full height backsplash and pantry. Grand master with double door entry, dual closets, double vanity, separate walk-in full tile shower. Model homes at 1319 NE 37th Ave. Showings by appointment only.

Listing Courtesy of Real Estate Performance Group Llc

8 FOR SALE • *New, Active: 4/9/2020* *MLS ID: 20419198*

19712 SE 38th Way	Single Family	3/3	1,697 sq ft	2,613	2005	4/9/2020	$365,000	$215

Adorable front porch community Glen at Fishers landing in Camas! This home is clean and cute as a button! 3 bedrooms and 2 1/2 bathrooms, 2 car garage. Air conditioning, gas fireplace, freshly painted, updated bathrooms. Neighborhood park and basketball courts. Camas schools, don't miss this one!

Listing Courtesy of Realty One Group Cascadia

8 FOR SALE • *New, Active: 4/6/2020* *MLS ID: 20394823*

1928 NW 44th Ave	Single Family	3/3	3,107 sq ft	6,969	2018	4/6/2020	$695,000	$224

This 3B, 2.5bth Luxury home still shows as if brand new w/high ceilings, hardwood floors, an office, a bonus room, living room w/fireplace. Dining room & the white gourmet kitchen w/quartz counters, SS appls, large island, walk in pantry, butlers pantry, mudroom off the garage. Master features conferred ceilings, large walk in closet & an on suite w/dual vanities, quartz, tile floors, soaking tub & private access to laundry. Covered back patio, new retaining wall,lawn & sprinklers. A MUST SEE!!

Listing Courtesy of Redfin

Copyright 2020 Realtors Property Resource® LLC. All Rights Reserved.
Information is not guaranteed. Equal Housing Opportunity.

New Listings: 10 (cont.)

	Prop Type	Bed /Ba	Living Area (sq ft)	Lot Size (sq ft)	Year Built	Listing Date	Listing Price	Price per sq. ft.
10 FOR SALE • *New, Active: 3/19/2020* *MLS ID: 20526332*								
3052 NW 47th Dr	Single Family	5/3	2,511 sq ft	2,613	2008	3/19/2020	$415,000	$165

Desirable Camas location 5bedroom, 2.1 bath home. This gem offers HW floors, granite counter tops & 2018 new appliances in the kitchen, living room w/gas fire, 4 bedrooms on the upper level. Master bed w/walk-in & custom built in closet. Lower level offers a large family room area and 5th bedroom. New interior paint in 2019. Fenced low maintenance backyard w/an upper deck & covered lower patio. This is perfect for larger families or potential split living situations. MUST SEE!

Listing Courtesy of Redfin

Copyright 2020 Realtors Property Resource® LLC. All Rights Reserved.
Information is not guaranteed. Equal Housing Opportunity.

RMLS Market Activity Report

Camas, Washington

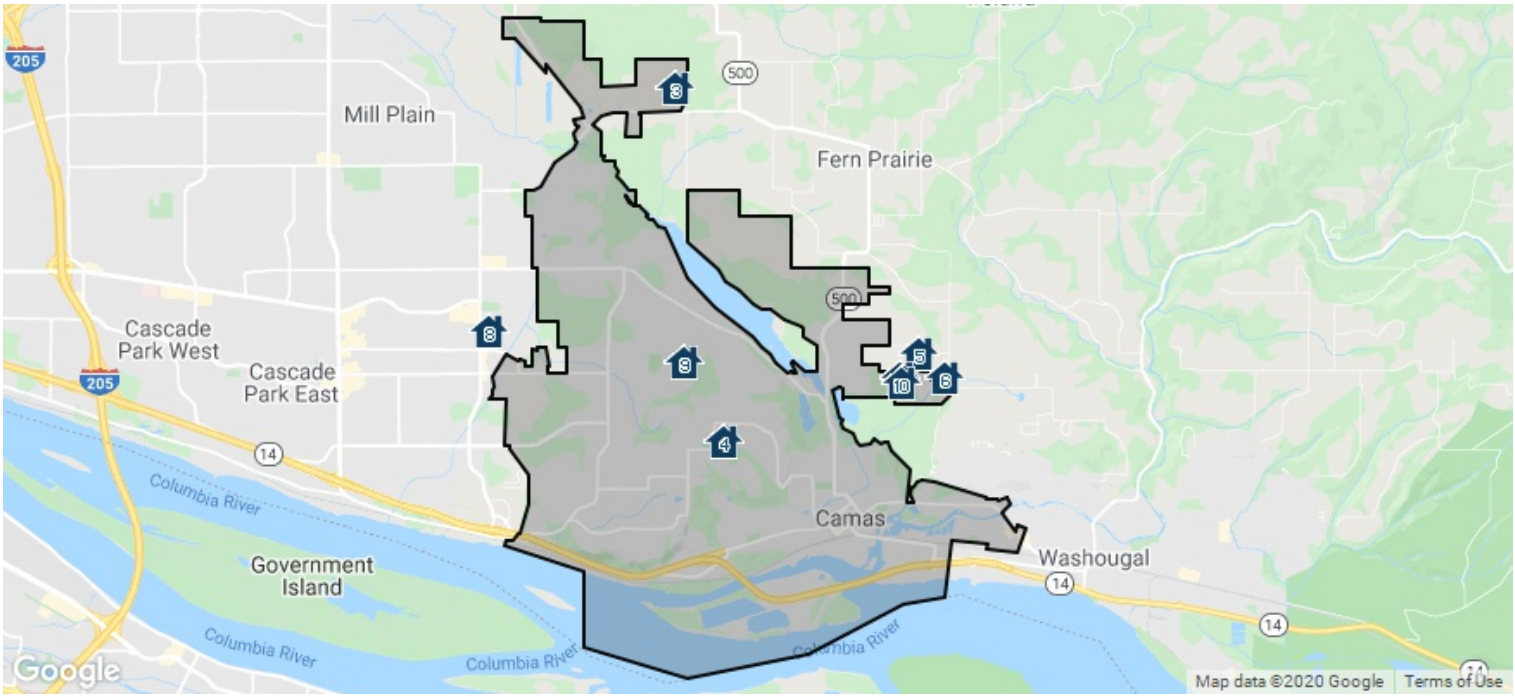

Pending Listings: 10

	Prop Type	Bed /Ba	Living Area (sq ft)	Lot Size (sq ft)	Listing Date	Listing Price	Pending Date	Price per sq. ft.

1 PENDING · *Pending as of 4/15/2020* *MLS ID: 20279524*

6214 N 86th Ave, #HS35	Single Family	4/3	2,304 sq ft	3,920	2/15/2020	$458,000	4/15/2020	$199

4 Bds + Study! Elegant cabinets w/slab granite counters, & stainless steel appliances, front/rear landscaping w/sprinkler, fencing, A/C, gas fireplace & blinds!Enjoy many luxury features including Amazon home automation! Wi-Fi Certified home design. 14 acres dedicated to neighborhood park-exclusive access to community pool & hot tub! Move in Ready!

Listing Courtesy of Lennar Sales Corp

2 PENDING · *Pending as of 4/15/2020* *MLS ID: 19615835*

6247 N 88th Ave, #HS61	Single Family	4/3	2,304 sq ft	–	8/5/2019	$475,500	4/15/2020	$206

Green space! Spacious 2-story! 4 Bds + Study! Elegant cabinets w/slab granite counters, & stainless steel appliances, front/rear landscaping w/sprinkler, fencing, A/C, gas fireplace & blinds!Enjoy many luxury features including Amazon home automation! Wi-Fi Certified home design. 14 acres dedicated to neighborhood park-exclusive access to community pool & hot tub! Close proximity to freeway, schools & shopping. Move in Ready!

Listing Courtesy of Lennar Sales Corp

3 PENDING · *Pending as of 4/14/2020* *MLS ID: 20071517*

23006 NE Country View Cir	Single Family	5/3	3,231 sq ft	43,560	3/26/2020	$649,000	4/14/2020	$201

Sought after Country View Estates in Camas! Custom home with gorgeous views on a large private lot. NEW Heat pump/furnace 2019, NEW roof, siding and exterior paint 2016. This home features 5 spacious bedrooms, and bonus room plumbed for wet bar. Master suite complete with walk-in closet, separate shower and jetted tub. Tons of storage throughout and an extra-deep 3 car garage. RV/boat parking pad.

Listing Courtesy of Windermere/Crest Realty Co

RPR

Copyright 2020 Realtors Property Resource® LLC. All Rights Reserved.
Information is not guaranteed. Equal Housing Opportunity.

Pending Listings: 10 (cont.)

	Prop Type	Bed /Ba	Living Area (sq ft)	Lot Size (sq ft)	Listing Date	Listing Price	Pending Date	Price per sq. ft.

4 PENDING · *Pending as of 4/14/2020* *MLS ID: 20088419*

2459 NW Quartz St	Single Family	4/3	2,000 sq ft	8,276	4/13/2020	$385,000	4/14/2020	$192

This home is perfectly located in Camas school district. It sits at the end of a quiet cul-de-sac and backs onto a green belt with walking trail. This has been a happy home now in need of TLC, which the price point reflects. Text or call listing agent for appointment to view.

Listing Courtesy of Keller Williams Realty

5 PENDING · *Pending as of 4/14/2020* *MLS ID: 20383755*

4116 NE Tacoma Ct	Single Family	4/3	2,042 sq ft	6,098	4/8/2020	$455,000	4/14/2020	$223

Adorable Turnkey home situated in highly sought after Camas location! Built in 2018, this home has all of the upgrades of a new-build. 4 bedrooms, 2-1/2 bath plus office (office has a closet too-could be possible 5th bedroom). Gorgeous granite counters in kitchen, tankless water heater, jetted tub in master bath plus a large mostly-flat grass yard with a custom storage shed and vegetable garden! A short walk to schools, lakes and parks!

Listing Courtesy of Windermere/Crest Realty Co

6 PENDING · *Bumpable Buyer as of 4/5/2020* *MLS ID: 20619452*

2020 SE 283rd Ave	Single Family	4/2	2,171 sq ft	71,438	3/12/2020	$649,900	4/5/2020	$299

Hard to find 1.6 acres in Camas. Beautiful flat parcel w/creek, fruit trees galore and a large garden area. Plenty of room for an additional out building. This lovely 1 level home has 4beds 2baths with a nice open floor plan. Beautiful fireplace. The kitchen has a huge island with lots of cabinets. Nothing to do but move in and enjoy your home. Frig, washer/dryer to stay.

Listing Courtesy of Realty One Group Cascadia



7 PENDING · *Pending as of 4/14/2020* *MLS ID: 20505157*

1709 NE Pioneer Ln	Single Family	4/3	2,230 sq ft	4,576	3/17/2020	$434,995	4/14/2020	$195

Final opportunities at DR Horton Hills at Round Lake. Move-in ready!! Last five homes remain. Don't miss out on your opportunity to own one of the most affordable homes in Camas. This home has AC, fully fenced, irrigation, back yard sod, garage door opener, quartz, stainless steel appliances with gas cooking, island. Laminate floors on main. $5,000 towards closing costs with builder's preferred lender. Open Wed-Sun by appointment.

Listing Courtesy of D. R. Horton

8 PENDING · *Pending as of 4/12/2020* *MLS ID: 20028490*

19406 SE 13th Way	Single Family	3/3	1,960 sq ft	3,049	3/30/2020	$389,900	4/12/2020	$199

Snooze you lose on this FISHERS LANDING 2 story in much sought after & very small quiet community just blocks to SE 192nd Ave restaurants/bars/shopping etc..! Lots of upgraded flooring, no carpet anywhere! Island kitchen w/granite, pantry, stainless appliances, gas cooking & eating nook open to large great room w/gas fp! Low maintenance backyard w/privacy! Oversized master suite w/HUGE walk in closet, bath w/double sinks, soak tub/separate shower! Tile counters in baths! Tall ceilings!

Listing Courtesy of Keller Williams Realty

8 PENDING · *Pending as of 4/10/2020* *MLS ID: 20152171*

4004 NW Barlow Ct	Single Family	5/4	3,774 sq ft	17,859	3/3/2020	$650,000	4/10/2020	$172

See the fabulous interactive virtual tour link! This beautiful Camas home has it all! Gorgeous kitchen features granite counters, stainless appliances, high end wood laminate floors & pantry. 5 beds, 3 1/2 baths, office & bonus rm, means space for everyone! On the main level you'll find a separate living quarter with living room, bed, bath, kitchenette & hvac system. 3-car garage plus separate attached shop area. Large yard with stamped concrete patio, rv parking, sprinkler system & shed.

Listing Courtesy of Keller Williams Realty

Copyright 2020 Realtors Property Resource® LLC. All Rights Reserved.
Information is not guaranteed. Equal Housing Opportunity.

Pending Listings: 10 (cont.)

	Prop Type	Bed /Ba	Living Area (sq ft)	Lot Size (sq ft)	Listing Date	Listing Price	Pending Date	Price per sq. ft.

10 PENDING · *Pending as of 4/13/2020* *MLS ID: 19648327*

3623 NE Quince Way	Single Family	4/3	2,038 sq ft	5,243	10/15/2019	$419,995	4/13/2020	$206

Brand new DR Horton community located in sought after Camas School District! Kitchen will have quartz countertops with tile backsplash, stainless appliances with gas cooking. Laminate floors on main, and gas fireplace. Estimated completion is December. Pics of same floor plan on different home site. $4,000 towards CC with builder's preferred lender. Model home open 10am-6pm sat-wed. Completion is December

Listing Courtesy of D. R. Horton

Copyright 2020 Realtors Property Resource® LLC. All Rights Reserved.
Information is not guaranteed. Equal Housing Opportunity.

RMLS | Market Activity Report

Camas, Washington

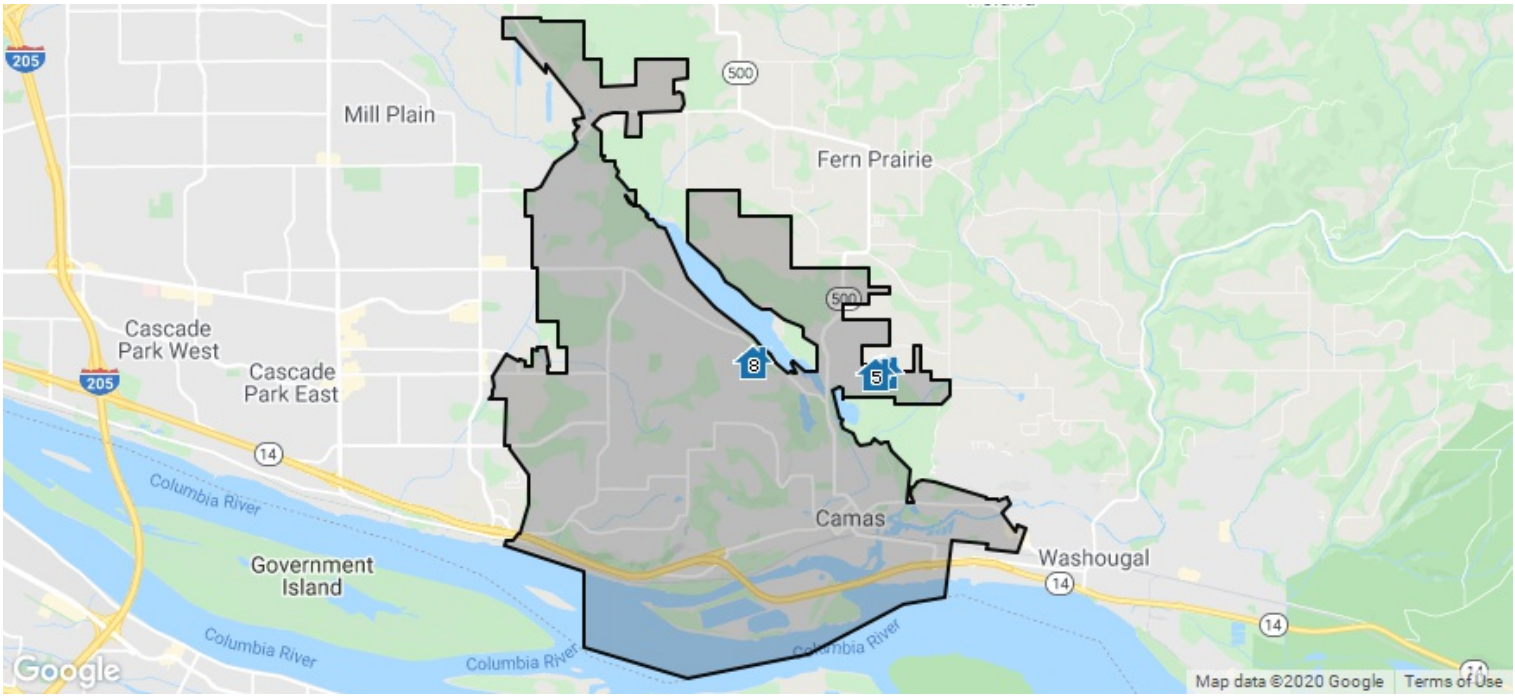

Price Changes: 10

	Prop Type	Bed /Ba	Living Area (sq ft)	Orig. Listing Date	Orig. Price	New Price	Date of Chg.	% Chg.
6214 N 86th Ave, #HS35	Single Family	4/3	2,304 sq ft	2/15/2020	$457,000	$458,000	3/18/2020	0.22%

1 PENDING · *Pending as of 4/15/2020* *MLS ID: 20279524*

4 Bds + Study! Elegant cabinets w/slab granite counters, & stainless steel appliances, front/rear landscaping w/sprinkler, fencing, A/C, gas fireplace & blinds!Enjoy many luxury features including Amazon home automation! Wi-Fi Certified home design. 14 acres dedicated to neighborhood park-exclusive access to community pool & hot tub! Move in Ready!

Listing Courtesy of Lennar Sales Corp

	Prop Type	Bed /Ba	Living Area (sq ft)	Orig. Listing Date	Orig. Price	New Price	Date of Chg.	% Chg.
6247 N 88th Ave, #HS61	Single Family	4/3	2,304 sq ft	8/5/2019	$490,500	$475,500	3/18/2020	-3.06%

2 PENDING · *Pending as of 4/15/2020* *MLS ID: 19615835*

Green space! Spacious 2-story! 4 Bds + Study! Elegant cabinets w/slab granite counters, & stainless steel appliances, front/rear landscaping w/sprinkler, fencing, A/C, gas fireplace & blinds!Enjoy many luxury features including Amazon home automation! Wi-Fi Certified home design. 14 acres dedicated to neighborhood park-exclusive access to community pool & hot tub! Close proximity to freeway, schools & shopping. Move in Ready!

Listing Courtesy of Lennar Sales Corp

	Prop Type	Bed /Ba	Living Area (sq ft)	Orig. Listing Date	Orig. Price	New Price	Date of Chg.	% Chg.
1419 NE 37th Ave	Single Family	4/2	2,286 sq ft	3/15/2019	$549,318	$548,684	3/1/2020	-0.12%

3 FOR SALE · *Active: 3/15/2019* *MLS ID: 19421359*

WOW! $5000 closing costs paid by seller! Exemplary ranch residence, proudly presented by Holt Homes. Beautiful finishes & huge rooms throughout. Experience the expansive feeling of its welcoming sun-filled entry with 10 foot ceilings, wide open great room with gas fireplace and over-sized wood-wrapped windows. Slab quartz throughout. Blocks to trail heads & community amenities. Model homes at 1319 NE 37th Ave. Showings by appointment only. Video tours available.

Listing Courtesy of Real Estate Performance Group Llc

RPR®

Copyright 2020 Realtors Property Resource® LLC. All Rights Reserved.
Information is not guaranteed. Equal Housing Opportunity.

Price Changes: 10 (cont.)

	Prop Type	Bed /Ba	Living Area (sq ft)	Orig. Listing Date	Orig. Price	New Price	Date of Chg.	% Chg.
1525 NE 37th Ave	Single Family	3/3	2,096 sq ft	3/22/2019	$497,450	$521,117	3/2/2020	4.76%

4 FOR SALE · *Active: 3/22/2019* *MLS ID: 19548027*

WOW! Move-in Ready home with $5000 closing costs paid by builder! Holt Homes proudly presents the 2096 with main level master and secondary bedrooms upstairs. Superior finishes throughout: quartz countertops in kitchen and bath, huge windows, gourmet kitchen with island, tiled master shower, wood wrapped windows + extra deep garage with shop area. Short walk to park, trails & waterfalls. Model homes at 1319 NE 37th Ave. Showings by appointment only. Video tours available.

Listing Courtesy of Real Estate Performance Group Llc

	Prop Type	Bed /Ba	Living Area (sq ft)	Orig. Listing Date	Orig. Price	New Price	Date of Chg.	% Chg.
1703 NE 37th Ave, #LT208	Single Family	3/3	2,025 sq ft	12/12/2019	$467,450	$474,180	3/2/2020	1.44%

5 FOR SALE · *Active: 12/12/2019* *MLS ID: 19057592*

Home ready in April! $3000 Seller paid closing costs! Holt Homes 2025 plan on a private corner lot, only one neighbor and view of trees! Open plan with luxury finishes: 3cm slab quartz in kitchen and baths, gourmet kitchen w/cooktop, wall oven and microwave, large island w/seating, full height backsplash and pantry. Grand master with double door entry, dual closets, double vanity, separate walk-in full tile shower. Model homes at 1319 NE 37th Ave. Showings by appointment only.

Listing Courtesy of Real Estate Performance Group Llc

	Prop Type	Bed /Ba	Living Area (sq ft)	Orig. Listing Date	Orig. Price	New Price	Date of Chg.	% Chg.
5914 N 86th Lot 12 Ave	Single Family	4/3	2,260 sq ft	7/20/2019	$519,950	$531,070	3/5/2020	2.14%

8 FOR SALE · *Active: 7/20/2019* *MLS ID: 19240819*

WOW! $2000 Closing Cost Credit, Refrigerator & W/D Included!! Master on the Main MOVE IN READY by Holt Homes! Superior Quality with 8' doors, 5" Trim, Granite Slab throughout, Snow Bound White Cabinets, Tiled Master Shower, Wood wrap windows, front & back landscaping with fencing. Clubhouse with Pool & Camas Schools! Close to Shopping, Walking Trails, Restaurants & Costco. Photos of Similar Home. Homes cleaned between showings for your safety. Model Open by Appointment Only, Call Today!

Listing Courtesy of Real Estate Performance Group Llc

	Prop Type	Bed /Ba	Living Area (sq ft)	Orig. Listing Date	Orig. Price	New Price	Date of Chg.	% Chg.
5762 N 86th Lot 22 Cir	Single Family	4/3	2,096 sq ft	8/4/2019	$514,950	$530,611	3/5/2020	3.04%

7 FOR SALE · *Active: 8/4/2019* *MLS ID: 19210883*

WOW! $2000 Closing Cost Credit, Refrigerator & W/D Included!! MOVE IN READY Master on the Main Home! Superior Quality with 8' doors, large windows, Painted Gray Cabinets & Quartz throughout, wood wrap windows, front/back landscaping w/fencing. Vaulted Great Room & 3 Car Tandem! Clubhouse w/Pool & Camas Schools! Near Shopping, Restaurants, Costco & Walking Trails! Photos of Similar Home. Homes cleaned between showings for your safety. Open by Appointment Only, Call Today!

Listing Courtesy of Real Estate Performance Group Llc

	Prop Type	Bed /Ba	Living Area (sq ft)	Orig. Listing Date	Orig. Price	New Price	Date of Chg.	% Chg.
5754 N 86th Lot 23 Cir	Single Family	4/3	2,037 sq ft	8/16/2019	$512,450	$526,000	1/17/2020	2.64%

8 FOR SALE · *Active: 8/16/2019* *MLS ID: 19131593*

WOW! $2000 Closing Cost Credit plus Refrigerator and W/D Included!! MOVE IN READY Home by Local Premier Builder Holt Homes! Superior Quality with 8' doors, Tiled Master shower, White Snowbound Cabinets and Quartz throughout, wood wrap windows, front & back landscaping with fencing. Clubhouse with Pool and Camas Schools! Close to Shopping, Restaurants and Costco! Pictures of similar home. Homes cleaned between showings for your safety. Model Open by Appointment, Call Today!

Listing Courtesy of Real Estate Performance Group Llc

	Prop Type	Bed /Ba	Living Area (sq ft)	Orig. Listing Date	Orig. Price	New Price	Date of Chg.	% Chg.
5845 N 86th Ave, #27	Single Family	4/3	2,037 sq ft	8/16/2019	$512,450	$524,854	4/2/2020	2.42%

9 FOR SALE · *Active: 8/16/2019* *MLS ID: 19644525*

WOW! $2000 Closing Cost Credit, Refrigerator and W/D Included!! MOVE IN READY Master on the Main by Holt Homes. Superior Quality with 8' doors, White Snowbound Cabinets and Quartz throughout, Wood wrap windows, Tiled Master Shower, front & back landscaping with fencing. This home will feature Soft Close drawers & Large Covered Patio. Clubhouse with Pool & Camas Schools! Photos of similar home. Homes cleaned between showings for your safety. Model Open by Appointment, call today!

Listing Courtesy of Real Estate Performance Group Llc

Copyright 2020 Realtors Property Resource® LLC. All Rights Reserved.
Information is not guaranteed. Equal Housing Opportunity.

Price Changes: 10 (cont.)

	Prop Type	Bed /Ba	Living Area (sq ft)	Orig. Listing Date	Orig. Price	New Price	Date of Chg.	% Chg.
5968 N 86th Ave, #1	Single Family	3/2	1,657 sq ft	2/9/2020	$471,695	$474,195	3/5/2020	0.53%

10 FOR SALE · *Active: 2/9/2020* *MLS ID: 20005033*

Single Level ready in April! Superior Holt Home Quality with 8' doors, Tiled Master Shower, Quartz throughout, wood wrap windows, front & back landscaping with sprinklers and fencing. Clubhouse with Pool and Camas Schools! Photos of Similar Home as this home features Snowbound painted cabinets. Homes cleaned between showings for your safety. Model Open by Appointment, call today!

Listing Courtesy of Real Estate Performance Group Llc

Copyright 2020 Realtors Property Resource® LLC. All Rights Reserved.
Information is not guaranteed. Equal Housing Opportunity.

RMLS | Market Activity Report

Camas, Washington

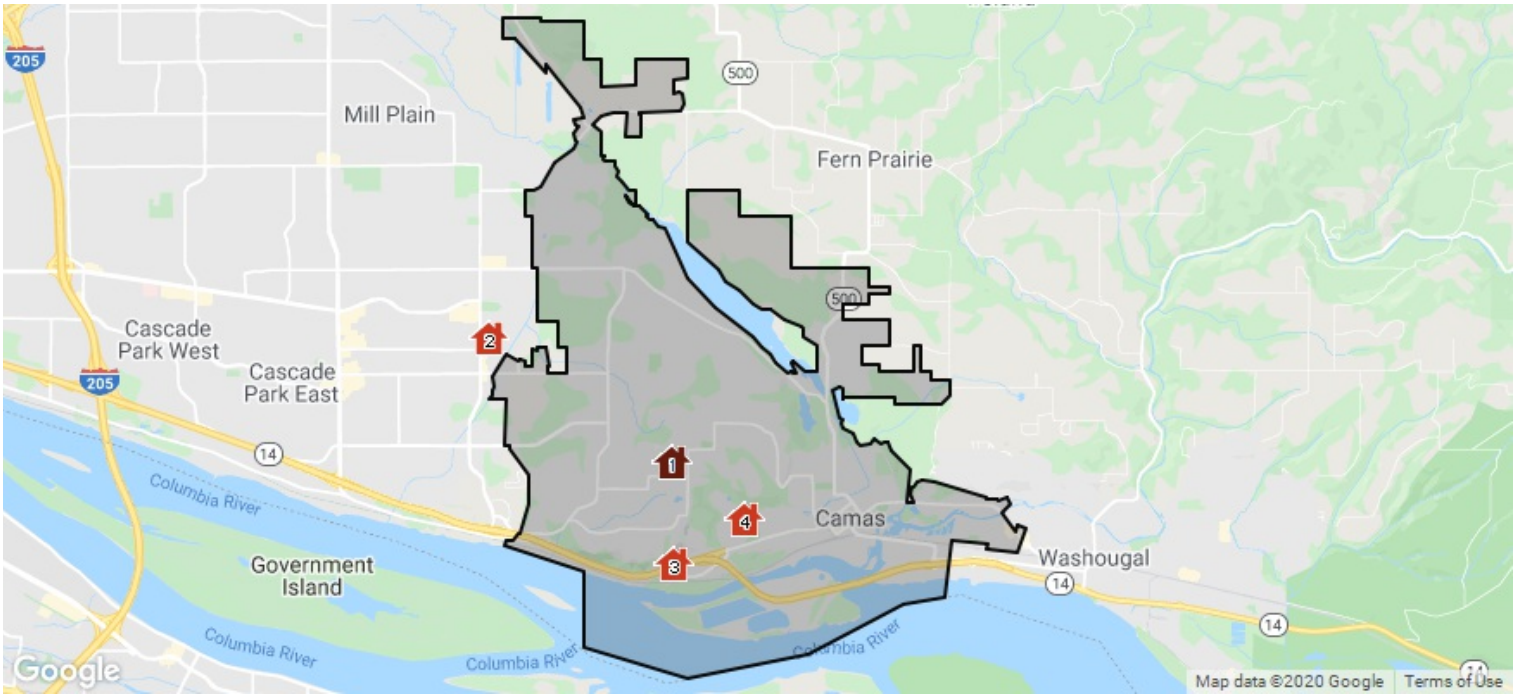

Distressed Activity: 4

	Prop Type	Bed /Ba	Living Area (sq ft)	Lot Size (sq ft)	Listing Price	Listing Date	Distressed Date	Status
1 PENDING · *Preforeclosure, Notice of Trustee Sale, Pending as of 4/9/2020* *MLS ID: 19695823*								
2048 NW Douglas St	Single Family	4/3	2,441 sq ft	8,276	$410,000	12/30/2019	12/24/2019	Preforeclosure

Welcome to the neighborhood! Home is located in Prune Hill Estates, enter into the vaulted ceiling entryway, w/formal dining/living room, Entertain your guests while preparing a meal in your open kitchen/family room w/granite countertops, eat at bar and a cozy gas fireplace. Slider to the fenced backyard for summer gatherings. Relax from a hard day in your master jacuzzi w/bubbles/candles/music. No HOA, Home Warranty included. Make an appt today!

Listing Courtesy of Professional Realty Srvc Of Wa

2 OFF MARKET · *Preforeclosure, Notice of Trustee Sale* *MLS ID: –*								
1329 SE 194th Pl	Single Family	4/3	2,613 sq ft	3,905	–	–	1/14/2020	Preforeclosure

–

3 OFF MARKET · *Preforeclosure, Notice of Trustee Sale* *MLS ID: –*								
2626 NW 6th Pl	Single Family	2/1	1,208 sq ft	14,810	–	–	12/2/2019	Preforeclosure

–

4 OFF MARKET · *Preforeclosure, Notice of Rescission* *MLS ID: –*								
1317 NW 8th Ave	Single Family	3/2	2,126 sq ft	7,484	–	–	11/21/2019	Preforeclosure

–

Copyright 2020 Realtors Property Resource® LLC. All Rights Reserved.
Information is not guaranteed. Equal Housing Opportunity.

RMLS | Market Activity Report

Camas, Washington

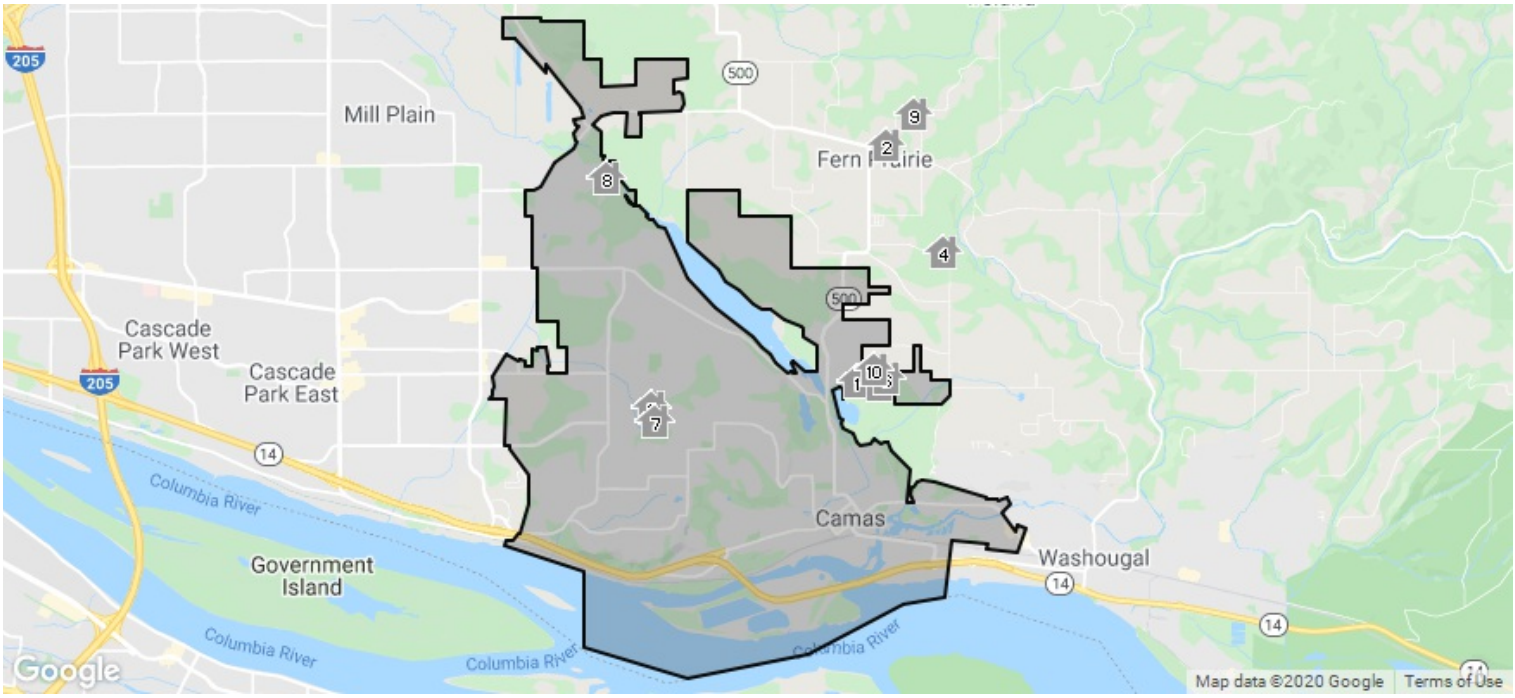

Expired Listings: 10

	Prop Type	Bed /Ba	Living Area (sq ft)	Lot Size (sq ft)	Year Built	Listing Price	Expired Date	Price per sq. ft.

1 EXPIRED · *MLS Listing 19288420: 7/8/2019* *MLS ID: 19288420*

1758 NE 36th Ave	Single Family	4/3	2,856 sq ft	7,405	2020	$624,900	3/31/2020	$219

Home is Under Construction - Estimated completion date of Jan 16th. Home backs to an HOA owned permanent greenbelt for the ultimate in privacy! Round Lake community is conveniently located to trails, parks and downtown Camas. Home includes many high end features (and yes AC is standard!) Photos are an example of builders previous work.

Listing Courtesy of Windermere Stellar/Felida

2 EXPIRED · *MLS Listing 19539480: 9/27/2019* *MLS ID: 19539480*

27003 NE 22nd St	Single Family	4/4	3,756 sq ft	44,431	2015	$819,900	3/27/2020	$218

Amazing views with this stunning and beautifully maintained home with one level living. Master on the main along with two other bedrooms & 2.5 bathrooms. Amazing gourmet kitchen with stainless appliances, Butler's Pantry, large island w/sink and breakfast bar. Spa like master suite includes soaking tub, walk-in shower, and large walk-in closet. The 1 acre lot is fully fenced with fruit trees, garden, paths, and covered deck and patio.

Listing Courtesy of Redfin

3 EXPIRED · *MLS Listing 19092418: 5/25/2019* *MLS ID: 19092418*

3132 NW 31st Ave	Single Family	4/3	3,546 sq ft	11,761	2003	$689,000	3/22/2020	$194

Wonderful, Prune Hill location custom home backs to green space with privacy, huge water feature, lush landscaping and views of the valley! This 4 bedroom features 3 gas fireplaces, formal living and dining with butler's pantry, office/den, hardwoods, tile, slate, granite, gas cooktop, pantry, library area with lots of built-ins, master suite with large walk in closet, spa like bathroom, balcony/deck. Two level deck for entertaining!

Listing Courtesy of Re/Max Equity Group

RPR®

Copyright 2020 Realtors Property Resource® LLC. All Rights Reserved.
Information is not guaranteed. Equal Housing Opportunity.

Expired Listings: 10 (cont.)

	Prop Type	Bed /Ba	Living Area (sq ft)	Lot Size (sq ft)	Year Built	Listing Price	Expired Date	Price per sq. ft.

4 EXPIRED · *MLS Listing 19044088: 10/10/2019* *MLS ID: 19044088*

28105 NE Hathaway Rd	Single Family	4/4	3,448 sq ft	85,377	1968	$675,000	3/19/2020	$194

It's the most wonderful time of the year, With the kids jingle belling, And everyone telling you be of good cheer, It's the most wonderful time of the year, It's the hap-happiest season of all, With those holiday greetings and yay happy meetings, When friends come to call, It's the hap-happiest season of all, There'll be parties for hosting, Marshmallows for toasting... Ring in 2020 in this epic home, perfect for laughter & entertaining

Listing Courtesy of John L. Scott Real Estate

5 EXPIRED · *MLS Listing 19530028: 3/11/2019* *MLS ID: 19530028*

3403 NE Kingbird St	Single Family	3/3	1,670 sq ft	5,662	2019	$404,900	3/10/2020	$242

High quality Holt Home is getting built now for you! Experience the soaring ceilings on the main level, the full front and backyard landscaping (Fencing included!) and walking distance to the Camas trail system with swimming! Fireplace, laminate wood flooring, quartz or granite slab counters throughout - there's still time to pick your colors and make your personal selections! Model home opens daily @ 1319 NE 37th Ave from 11-5pm.

Listing Courtesy of Real Estate Performance Group Llc

6 EXPIRED · *MLS Listing 19157458: 3/3/2019* *MLS ID: 19157458*

3302 NE Kingbird St	Single Family	4/3	3,044 sq ft	8,276	2019	$504,950	3/2/2020	$185

WOW! $1000 closing cost credit! Come see what people are saying about Holt Homes for yourself!! You will love the 3cm slab granite or quartz countertops throughout, gourmet kitchen, luxurious master bath, high ceilings, LED lighting, low HOA fees, fully landscaped yard and beautiful master with two walk-in closets. Short walk to Camas schools & nature trails. Model home open daily at 1319 NE 37th Ave. from 11-4.

Listing Courtesy of Real Estate Performance Group Llc

7 EXPIRED · *MLS Listing 13184276: 10/14/2013* *MLS ID: 13184276*

3119 NW 29th Ave	Single Family	4/3	2,712 sq ft	7,840	2002	$412,000	2/29/2020	$152

Great two story in a great Camas neighborhood,4 bedrooms 2.5 baths, Large upscale kitchen with stainless appliances & granite countertops,Alder cabinets,hardwood floors,vaulted ceilings,California closet in master,wrought iron staircase,tons of windows,AC,parklike yard, large deck with arbor,3 car garage,sprinkler system, Wonderful neighborhood,Camas schools

Listing Courtesy of Windermere Stellar

8 EXPIRED · *MLS Listing 19306203: 2/27/2019* *MLS ID: 19306203*

3951 NW 75th Ave, #87	Condominium	3/3	2,236 sq ft	–	2018	$512,760	2/28/2020	$229

Luxurious living in Gated community nestled between the Lacamas walking trails and Camas Meadows Golf Course. Move in ready! Elevator available for master on the main solution. 10" ceilings on main floor, 8' doors throughout. Central vac, Quartz counter tops, Luxurious hardwood floors and beautiful custom cabinets. One of a kind location to only 120 homes. Some pictures of similar model. Open house everyday 11am-5pm.

Listing Courtesy of Realty One Group Cascadia

9 EXPIRED · *MLS Listing 19389819: 9/22/2019* *MLS ID: 19389819*

2704 NE 277th Ave	Single Family	5/3	3,087 sq ft	217,800	1979	$587,400	2/22/2020	$190

Upcoming pre-foreclosure auction! Exclusive Xome Property. NO BUYERS PREMIUM! Auctionproperties are sold AS IS without any guarantee or warranty by seller. Property may be occupied. Please do not trespass.THERE IS NO ACCESS OR SHOWINGS

Listing Courtesy of Windermere Stellar

Copyright 2020 Realtors Property Resource® LLC. All Rights Reserved.
Information is not guaranteed. Equal Housing Opportunity.

Expired Listings: 10 (cont.)

	Prop Type	Bed /Ba	Living Area (sq ft)	Lot Size (sq ft)	Year Built	Listing Price	Expired Date	Price per sq. ft.
10 EXPIRED · *MLS Listing 19586453: 7/23/2019* *MLS ID: 19586453*								
1310 NE 39th Cir	Single Family	3/3	2,508 sq ft	7,405	–	$570,000	2/18/2020	$227

The main floor of the Bedford plan features a convenient powder room, a spacious great room and a well-appointed kitchen with a generous center island and adjacent dining room. Upstairs, enjoy a versatile loft, a central laundry and three inviting bedrooms, including an elegant master suite with a private bath and expansive walk-in closet. Personalize this home with an optional gourmet or chef's kitchen and relaxing sunroom. Open 10-5pm

Listing Courtesy of Richmond American Homes Of Oregon

Copyright 2020 Realtors Property Resource® LLC. All Rights Reserved.
Information is not guaranteed. Equal Housing Opportunity.

About RPR (Realtors Property Resource)

- Realtors Property Resource® is a wholly owned subsidiary of the National Association REALTORS®.
- RPR offers comprehensive data – including a nationwide database of 164 million properties – as well as powerful analytics and dynamic reports exclusively for members of the NAR.
- RPR's focus is giving residential and commercial real estate practitioners, brokers, and MLS and Association staff the tools they need to serve their clients.
- This report has been provided to you by a member of the NAR.

RPR® REALTORS PROPERTY RESOURCE

About RPR's Data

RPR generates and compiles real estate and other data from a vast array of sources. The data contained in your report includes some or all of the following:

- **Listing data** from our partner MLSs and CIEs, and related calculations, like estimated value for a property or median sales price for a local market.
- **Public records data** including tax, assessment, and deed information. Foreclosure and distressed data from public records and RealtyTrac.
- **Market conditions and forecasts** based on listing and public records data.
- **Census and employment data** from the U.S. Census and the U.S. Bureau of Labor Statistics.
- **Demographics and trends data** from Esri. The data in commercial and economic reports includes Tapestry Segmentation, which classifies U.S. residential neighborhoods into unique market segments based on socioeconomic and demographic characteristics.
- **Business data** including consumer expenditures, commercial market potential, retail marketplace, SIC and NAICS business information, and banking potential data from Esri.
- **School data and reviews** from Niche.
- **Specialty data sets** such as walkability scores, traffic counts and flood zones.

Update Frequency

- Listings and public records data are updated on a continuous basis.
- Charts and statistics calculated from listing and public records data are refreshed monthly.
- Other data sets range from daily to annual updates.

Learn more

For more information about RPR, please visit RPR's public website: http://blog.narrpr.com

NATIONAL ASSOCIATION of REALTORS® Wholly Owned Subsidiary | RPR® TECHNOLOGY ANALYTICS INNOVATION

Copyright 2020 Realtors Property Resource® LLC. All Rights Reserved.
Information is not guaranteed. Equal Housing Opportunity.

RMLS™

MARKET ACTIVITY REPORT

La Center, Washington

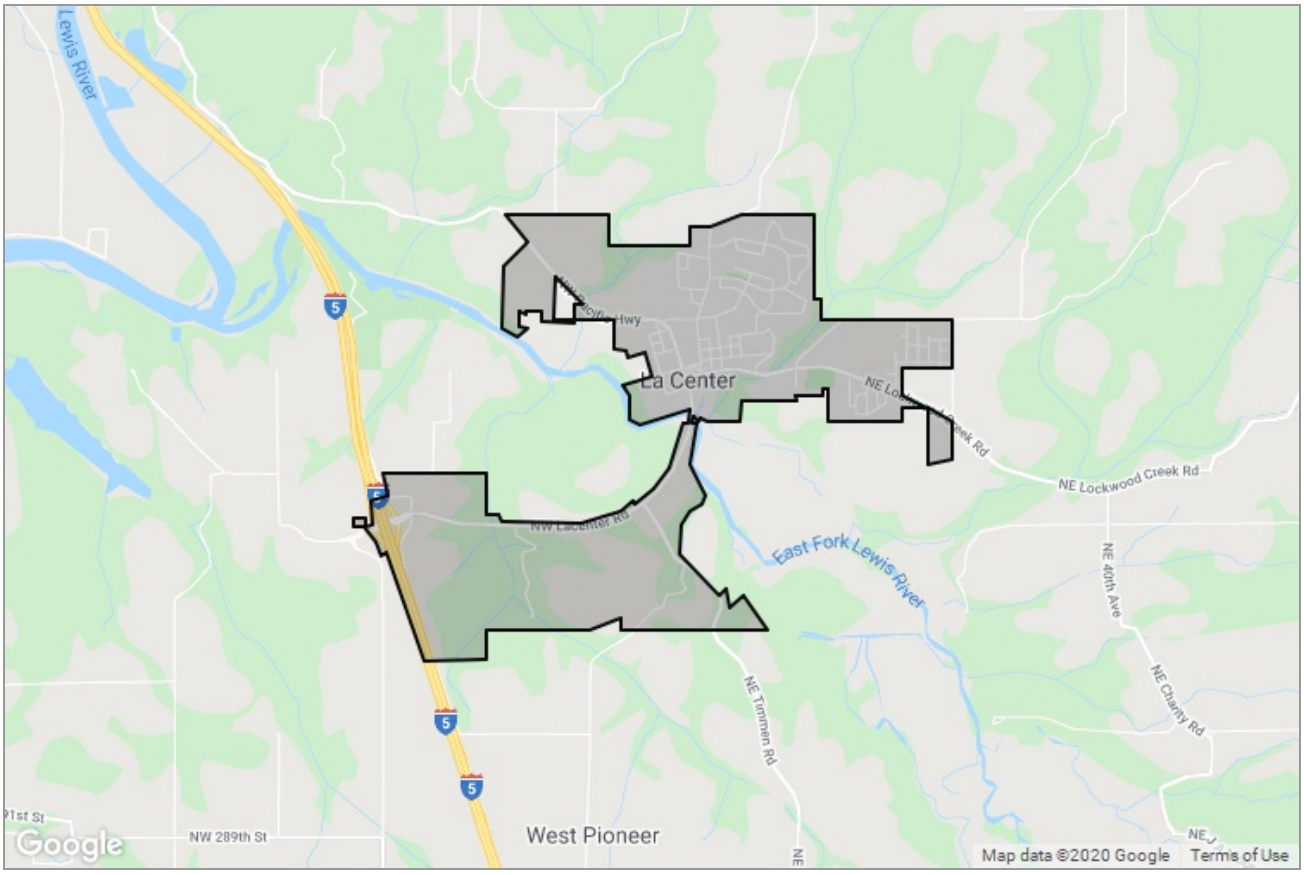

Presented by

Josh Thomas | **Real Estate Broker**

The Handris Realty Company

Mobile: (360) 901-2280 | Office: (360) 695-9292

Main: Josh.Thomas@jetyourestate.com
Broker: www.jetyourestate.com |
Broker: www.facebook.com/jetyourestate

The Handris Realty Company
15524 SE Mill Plain Blvd.
Vancouver, WA 98684

Copyright 2020 Realtors Property Resource® LLC. All Rights Reserved.
Information is not guaranteed. Equal Housing Opportunity.

La Center, Washington

Market Snapshot: Estimated Home Values

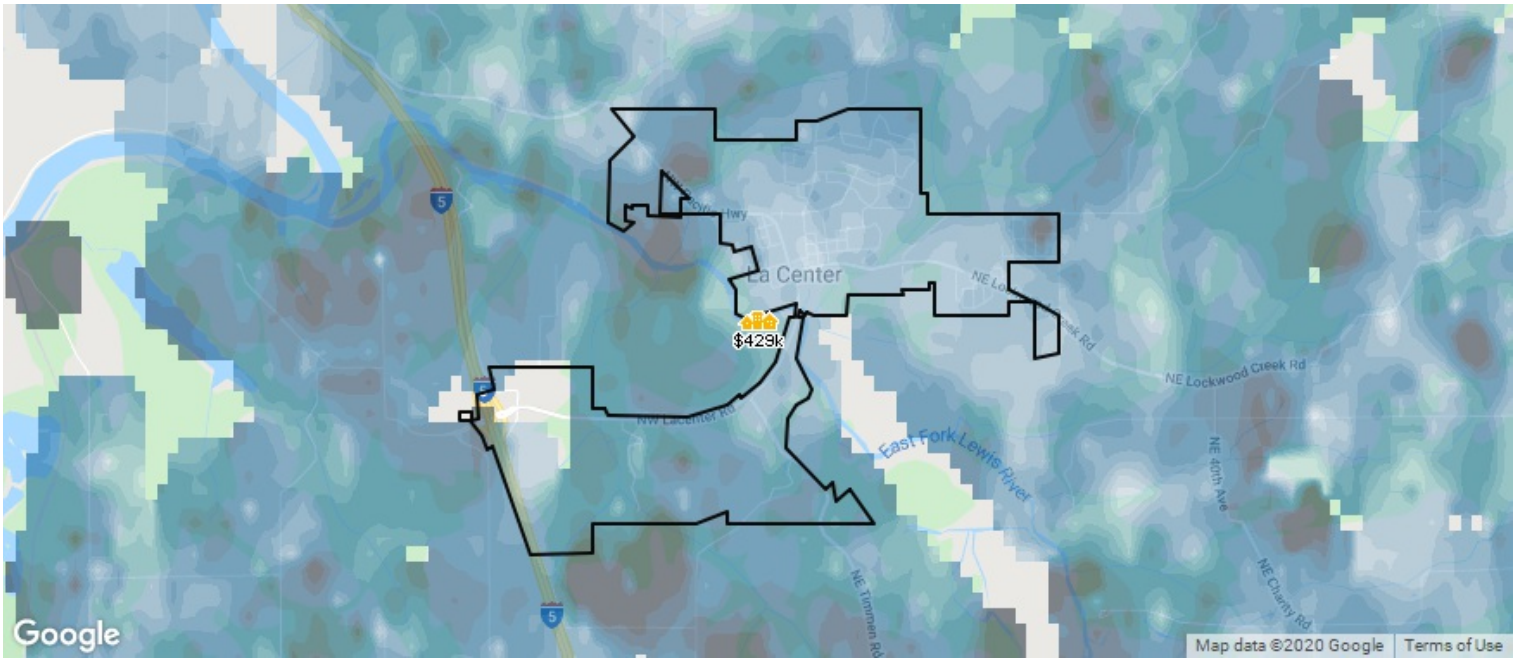

This map layer shows the average estimated home values, based on the AVMs and RVMs® for properties in an area. Source(s): Public records and MLS data where licensed; updated Quarterly.

Median Est. Home Value	Change Over Last Month	Change Over Last Quarter	Change Over Last 12 Months	Change Over Last 24 Months
$429K	**5.24%**	**0.98%**	**7.38%**	**12.23%**
Updated: 3/31/2020				

*About this Data: Estimated home values are generated by a valuation model and are not formal appraisals. Valuations are based on public records and MLS data where licensed. The metrics shown here reflect **All Residential Properties** data.*

Copyright 2020 Realtors Property Resource® LLC. All Rights Reserved.
Information is not guaranteed. Equal Housing Opportunity.

La Center, Washington

Market Snapshot: 12-Month Change in Estimated Value

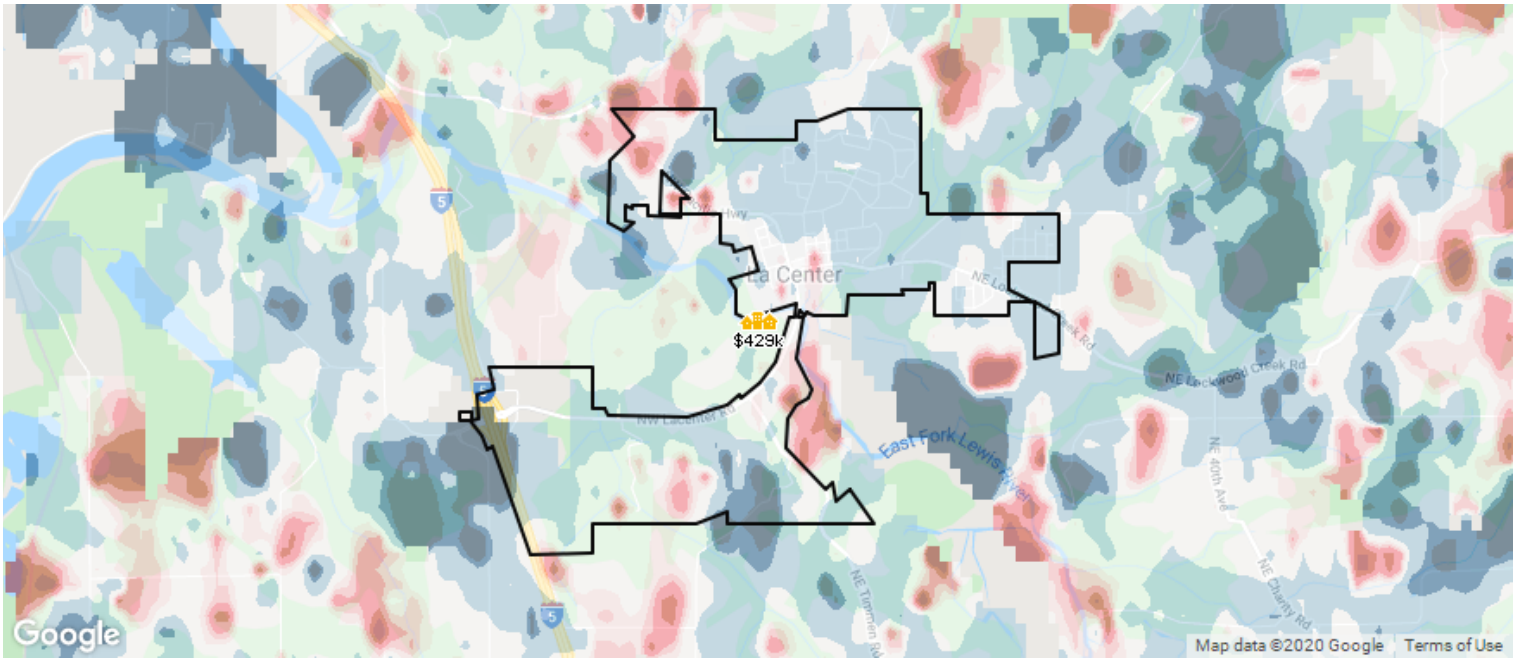

This map layer shows the change in estimated home values over the past 12 months, based on the AVMs and RVMs® for properties in an area. Source(s): Public records and MLS data where licensed; updated Quarterly.

Median Est. Home Value	Change Over Last 12 Months	Change Over Last 24 Months	Change Over Last 36 Months
$429K	**7.38%**	**12.23%**	**18.66%**
Updated: 3/31/2020			

*About this Data: Estimated home values are generated by a valuation model and are not formal appraisals. Valuations are based on public records and MLS data where licensed. The metrics shown here reflect **All Residential Properties** data.*

Copyright 2020 Realtors Property Resource® LLC. All Rights Reserved.
Information is not guaranteed. Equal Housing Opportunity.

La Center, Washington

Market Snapshot: Concentration of Distressed Properties

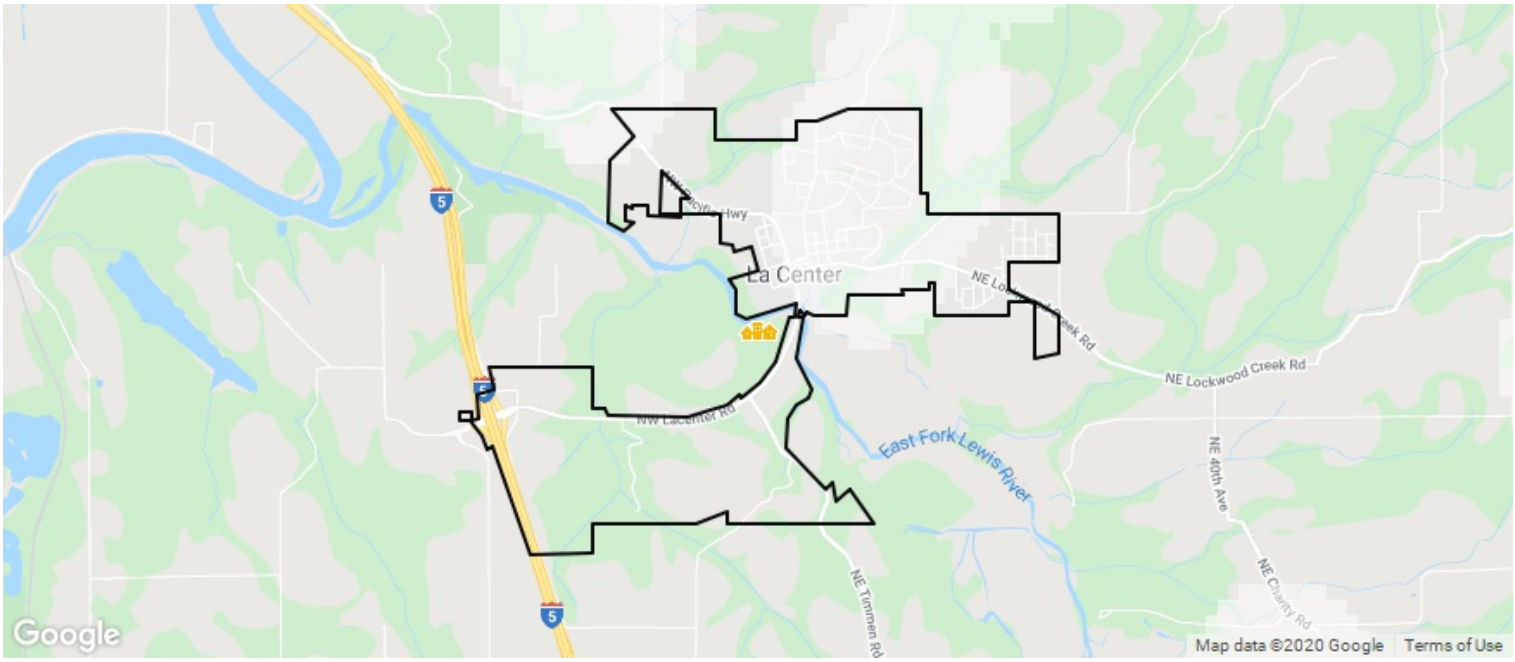

Low — High

This map layer shows the concentration of distressed properties, in areas where RPR has MLS data.
Source(s): MLS data; updated Quarterly.

Total # of Distressed Properties	# of Pre-Foreclosures	# of Foreclosures	# of Short Sales
2	**1**	**1**	**0**
Updated: 4/15/2020			

)

*About this data: The metrics displayed here reflect distressed property counts (listings and public records) for **All Residential Properties** as of 4/15/2020.*

Copyright 2020 Realtors Property Resource® LLC. All Rights Reserved.
Information is not guaranteed. Equal Housing Opportunity.

La Center, Washington

Market Snapshot: Sales Price

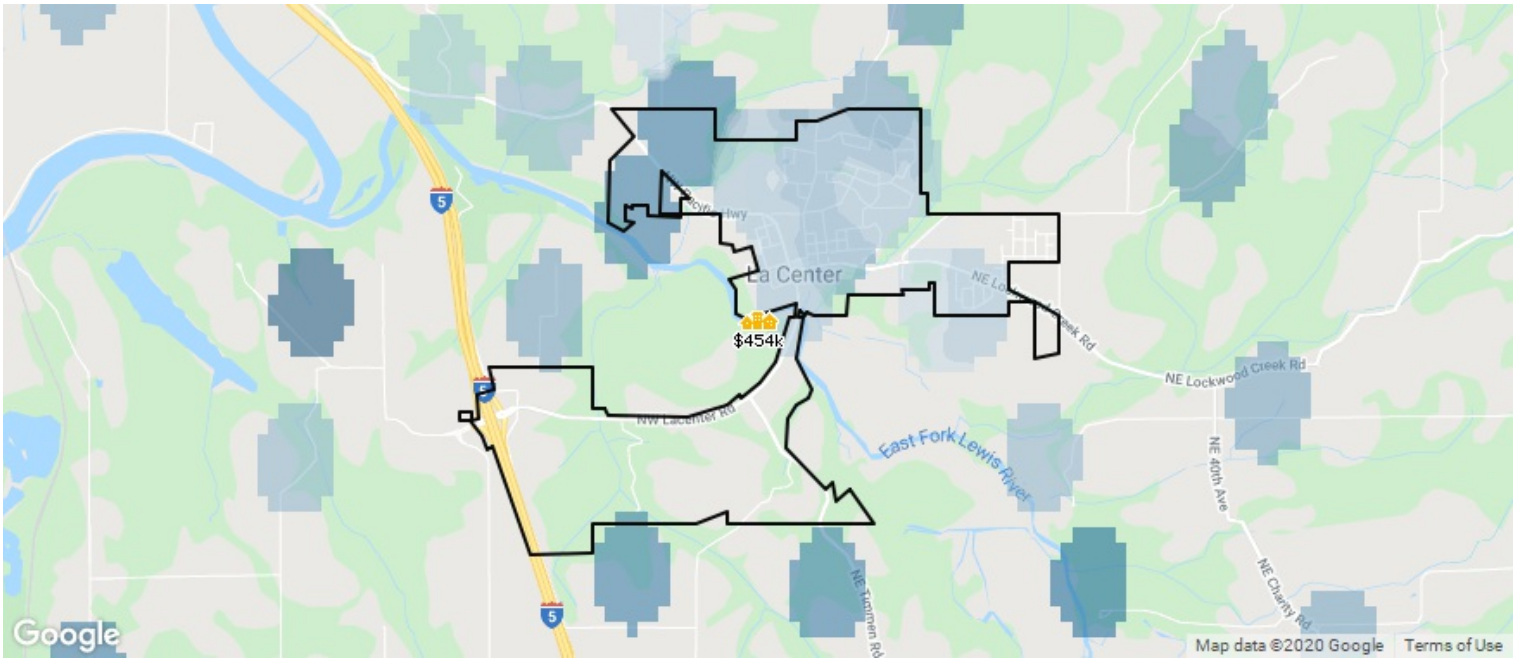

This map layer shows the average sales price for properties sold in the previous six months, in areas where RPR has MLS data. Source(s): MLS data; updated Quarterly.

Median Sales Price	Change Over Last Month	Change Over Last Quarter	Change Over Last 12 Months	Change Over Last 24 Months
$454K	↑ **0.99%**	↓ **6.88%**	↑ **8.85%**	↑ **6.3%**
Updated: 3/31/2020				

*About this data: The Metrics displayed here reflect median sales price for **All Residential Properties** using **MLS listing** data.*

Copyright 2020 Realtors Property Resource® LLC. All Rights Reserved.
Information is not guaranteed. Equal Housing Opportunity.

La Center, Washington

Market Snapshot: List Price

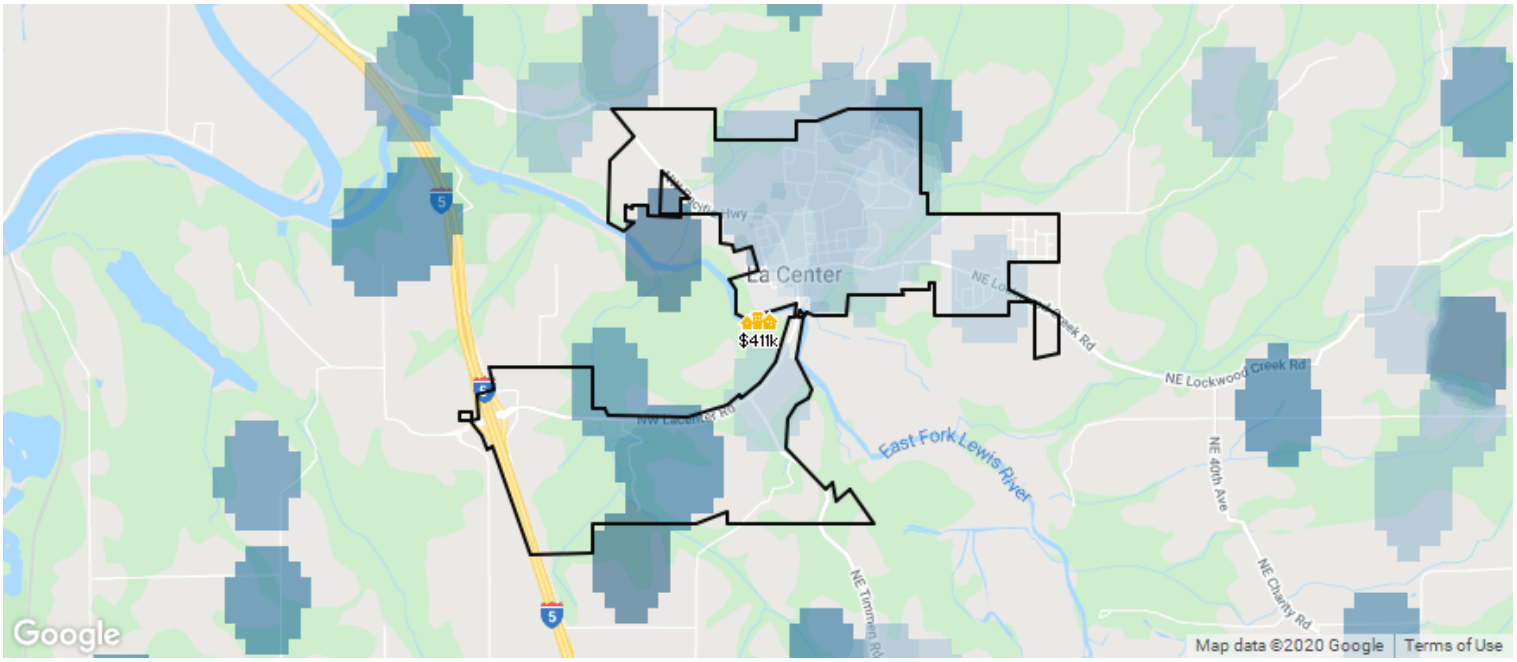

<$100k $500k >$5m

This map layer shows the average listing price for properties in the previous six months, in areas where RPR has MLS data. Source(s): MLS data; updated Quarterly.

Median List Price	Change Over Last Month	Change Over Last Quarter	Change Over Last 12 Months	Change Over Last 24 Months
$411K	↑ **0.24%**	↓ **6.59%**	↑ **6.73%**	↑ **14.17%**
Updated: 3/31/2020				

*About this data: The Metrics displayed here reflect median list price for **All Residential Properties** using **MLS listing** data.*

Copyright 2020 Realtors Property Resource® LLC. All Rights Reserved.
Information is not guaranteed. Equal Housing Opportunity.

Market Activity Summary Stats

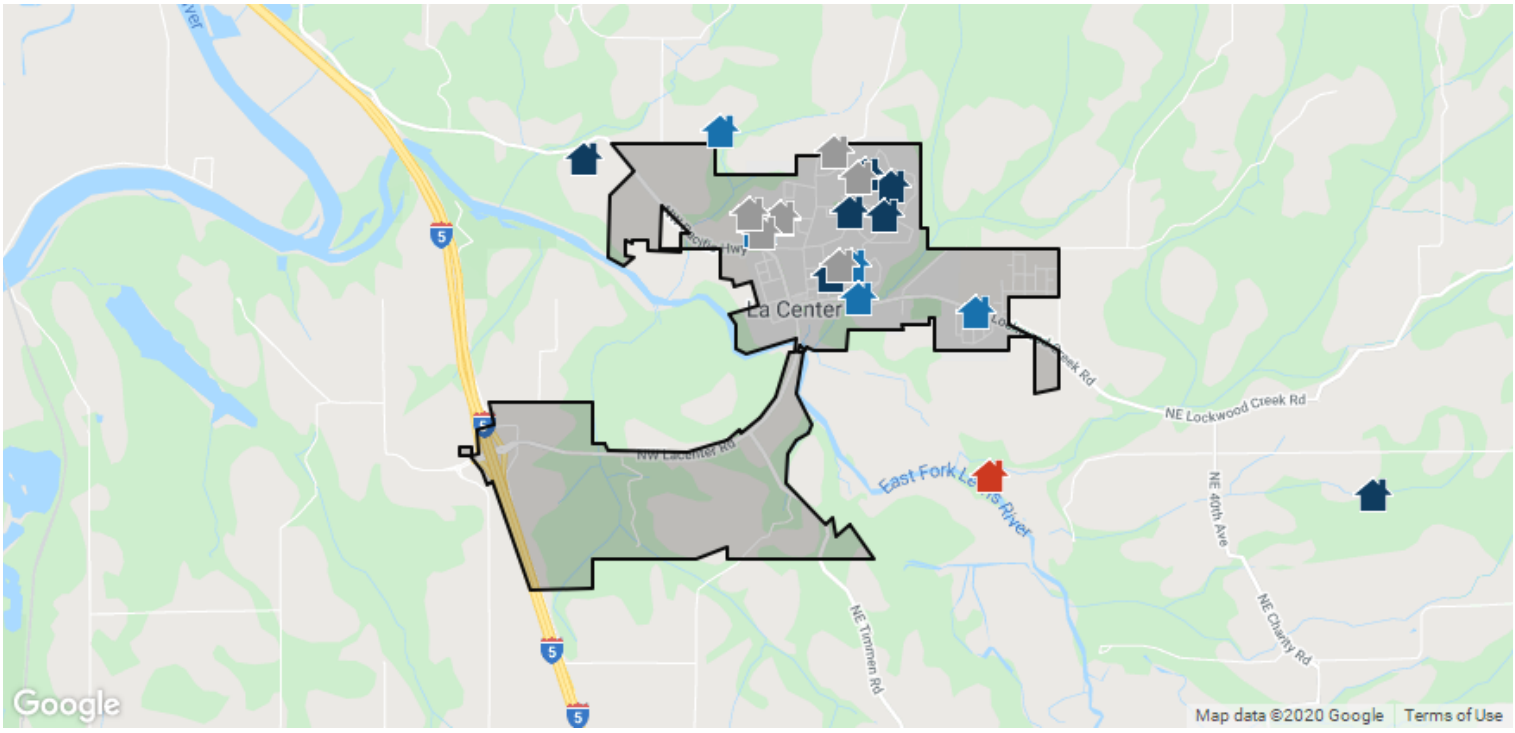

Search Criteria **Location:** La Center, Washington; **Date:** Changes in the Last 6 Months; **Change Types:** New Listings, Pending, Price Change, New Distressed, Expired, New For Lease, Recently Leased; **Property Types:** Single Family Residence, Condo/Townhouse/Apt, Coop; **Maximum Properties per Status:** 10; **Sort Order:** Recently updated

	New Listings	Pending Listings	Price Changes	Distressed Activity	Expired Listings
Number of Properties	10	10	10	1	10
Low Price / Value	$289,900	$399,900	$370,000	$685,000	$375,000
Median Price / Value	$395,925	$439,825	$424,900	$685,000	$469,900
High Price / Value	$635,000	$700,000	$635,000	$685,000	$699,900
Average Price / Sq. Ft.	$208	$203	$185	$302	$211
Median Price / Sq. Ft.	$204	$213	$191	$302	$199
Average Days in RPR	28	71	63	–	293
Median Days in RPR	24	43	39	–	298
Total Volume	$4,389,550	$4,929,200	$4,651,150	$685,000	$4,913,600

Copyright 2020 Realtors Property Resource® LLC. All Rights Reserved.
Information is not guaranteed. Equal Housing Opportunity.

La Center, Washington

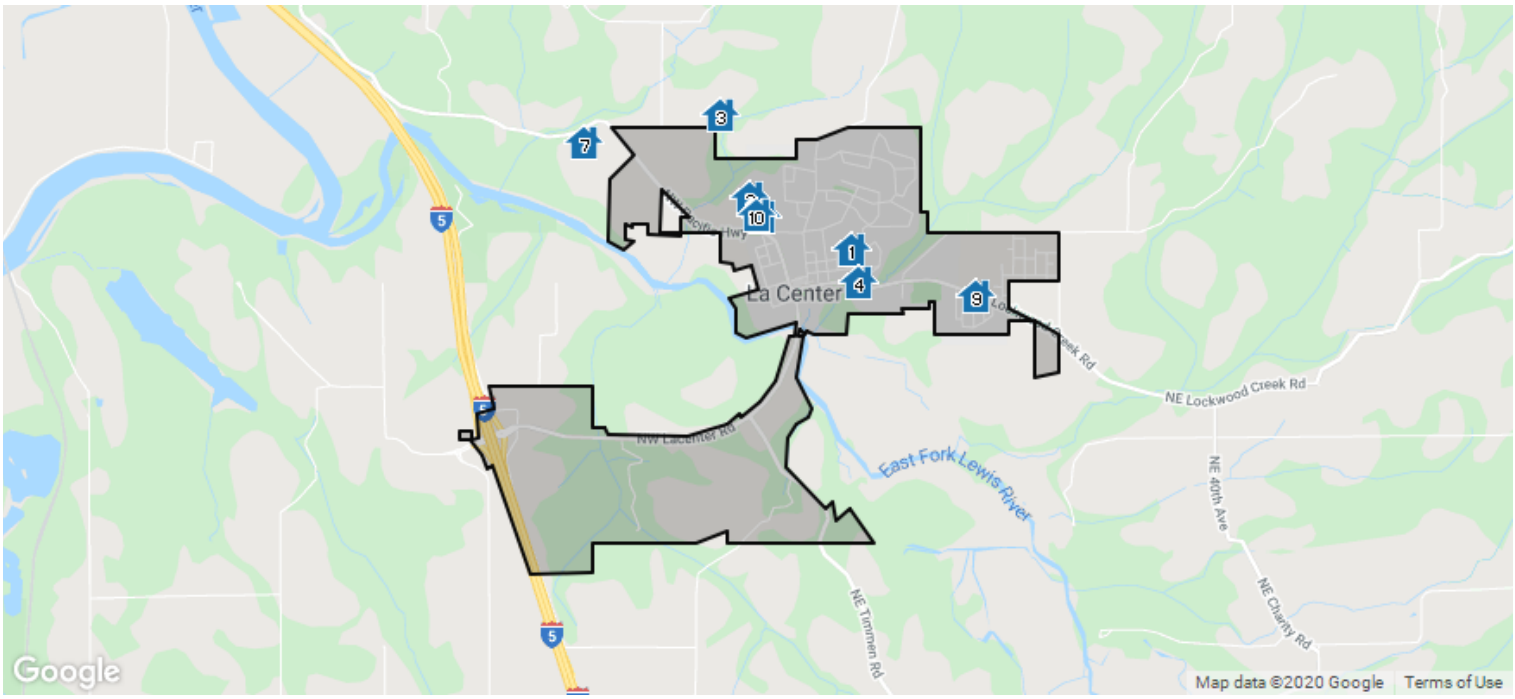

New Listings: 10

	Prop Type	Bed /Ba	Living Area (sq ft)	Lot Size (sq ft)	Year Built	Listing Date	Listing Price	Price per sq. ft.
514 E 7th St	Single Family	3/1	1,008 sq ft	7,405	1972	4/14/2020	$289,900	$288

1 FOR SALE · *New, Active: 4/14/2020* *MLS ID: 20359840*

Gorgeous, well maintained ranch in up and coming La Center. Features laminate flooring throughout main living areas and hallway. Carpet in bedrooms. Updated kitchen and with s/s appliances. Large backyard for entertaining. Huge driveway with Plenty of parking. Potential for RV parking, buyer to verify. Don't miss this gem! Virtual tours available upon request.

Listing Courtesy of Real Living The Real Estate Group

	Prop Type	Bed /Ba	Living Area (sq ft)	Lot Size (sq ft)	Year Built	Listing Date	Listing Price	Price per sq. ft.
1311 W F Pl	Single Family	5/3	2,741 sq ft	7,405	2007	3/1/2020	$390,000	$142

2 FOR SALE · *Active: 3/1/2020* *MLS ID: 20006943*

On a clear day you can see forever , from this awesome 5 bedroom house in Hannahs Farm. Sit on your private front porch and sip your morning coffee watching the sun come up over the beautiful Lewis River Valley,Popular floor plan, spacious rooms and large windows, 9 ft ceilings, huge master suite & bath, backyard is a gardeners delight with beautiful landscaping and berries, and your own private potting shed & fire pit to entertain all your family & friends. RV parking on its own pad.

Listing Courtesy of Kelly Right Real Estate Vancouver

	Prop Type	Bed /Ba	Living Area (sq ft)	Lot Size (sq ft)	Year Built	Listing Date	Listing Price	Price per sq. ft.
35105 NW 9th Ave	Single Family	4/4	3,957 sq ft	220,849	1996	3/26/2020	$634,900	$160

3 FOR SALE · *New, Active: 3/26/2020* *MLS ID: 20384801*

Escape the chaos, rare residential retreat has lots of priceless amenities, including wide-open spaces and an abundance of fresh air. Includes downstairs ADU, master bath remodel, raised garden beds, pasture, fruit trees and sweeping vistas with views out generous soaring windows. Spacious and filled with light, nature is all yours here. Lounge at your private pool, an outdoor oasis with prime sunset viewing, nature sets the pace here. Take a deep breath, and invest in your peace of mind.

Listing Courtesy of Realty One Group Cascadia

Copyright 2020 Realtors Property Resource® LLC. All Rights Reserved.
Information is not guaranteed. Equal Housing Opportunity.

New Listings: 10 (cont.)

	Prop Type	Bed /Ba	Living Area (sq ft)	Lot Size (sq ft)	Year Built	Listing Date	Listing Price	Price per sq. ft.

4 FOR SALE · *New, Active: 3/18/2020* *MLS ID: 20042787*

422 E Stonecreek Dr	Single Family	3/2	1,908 sq ft	13,503	1996	3/18/2020	$391,900	$205

Immaculately maintained custom ranch in desirable Stonecreek neighborhood. Vaulted ceilings throughout, hardwood floors, cherrywood cabinets & granite in kitchen w/cooktop island, formal living, dining & family room w/ gas fireplace. Lots of windows & skylights throughout home for added natural light. Spacious master offers walk-in closet, jetted tub, gas fireplace & backyard access. 3 car garage plus extended driveway on side of home. Walking distance to trails, schools & downtown!

Listing Courtesy of Re/Max Equity Group

5 FOR SALE · *Active: 2/17/2020* *MLS ID: 20003435*

124 W 12th Way	Single Family	4/3	1,929 sq ft	8,276	2020	2/17/2020	$370,000	$192

Under construction home to be completed April 2020. Featuring open great room and kitchen, entertaining area! Kitchen with quartz counters, stainless appliances, upgraded LVP Flooring, island & pantry. Master suite with dual sinks and shower. Pre-plumbed for Vacuum and many more upgrades.

Listing Courtesy of Kelly Right Real Estate Vancouver

8 FOR SALE · *Active: 3/5/2020* *MLS ID: 20159944*

11309 NE 359th St	Single Family	4/4	2,956 sq ft	220,413	1997	3/5/2020	$635,000	$215

Beautiful home looking for a new family. This home is amazing. Living room, formal dining room, huge kitchen with eating area! Great floor plan, upstairs has 3 bedrooms with a HUGE bonus room that could be 3 more rooms! Shop previously used as business, has ample electricity, water, and an office! 2 stall mini horse stable, adorable playhouse for kids! This one is a must see.

Listing Courtesy of Keller Williams Premier Partners

7 FOR SALE · *New, Active: 3/30/2020* *MLS ID: 20021465*

829 W Golden Eagle Dr	Single Family	3/3	2,070 sq ft	10,454	2020	3/30/2020	$419,900	$203

NEW HOME-MOVE IN READY! Home features 3 bedrooms, bonus room, office-den on main level, great room concept, SS appliances, knotty alder cabinets, large kitchen with walk in pantry, eating bar, tile countertops, tile backsplash, LVP flooring, upstairs bonus room could be used as 4th bedroom, master suite with walk-in closet, double vanity, soaking tub & shower in master bathroom, laundry room, gas fireplace, sprinkler system, many additional items included with this home you MUST SEE!

Listing Courtesy of Premiere Property Group, Llc

8 FOR SALE · *Active: 2/28/2020* *MLS ID: 20077289*

39805 NE 109th Ave	Single Family	4/1	1,875 sq ft	447,796	1950	2/28/2020	$489,000	$261

Welcome home! Lovely 10+ acres of lush pasture, fenced, with territorial views,surrounded by rural properties offering privacy w/o seclusion.Step inside this cute cottage home and imagine yourself in Pottery Barn! Updated kitchen,lrg dining/living rm area,2BR main floor, 2BR upstairs. This home features new vinyl dbl pane windows;EFA,sliding barn doors plus a back patio area decked out w/lights,bbq and comfy chairs for grilling/visiting.Scattered trees on the property plus a corral;good well.

Listing Courtesy of Premiere Property Group, Llc

8 FOR SALE · *New, Active: 4/4/2020* *MLS ID: 20557946*

1601 E 4th Way	Single Family	4/3	1,983 sq ft	6,969	2005	4/4/2020	$369,000	$186

Excellent condition 4 bed with office/den and 2.5 bath in a great neighborhood. Kitchen and bath remodeled, counter tops, island, kohler sink, microwave, dishwasher, etc. Open and fun floor plan that has something for everyone. Great schools and close community park.

Listing Courtesy of Cascade Home Sales, Inc.

Copyright 2020 Realtors Property Resource® LLC. All Rights Reserved.
Information is not guaranteed. Equal Housing Opportunity.

New Listings: 10 (cont.)

	Prop Type	Bed /Ba	Living Area (sq ft)	Lot Size (sq ft)	Year Built	Listing Date	Listing Price	Price per sq. ft.

10 FOR SALE • *New, Active: 4/3/2020* *MLS ID: 20535869*

506 W 12th Way	Single Family	3/2	1,780 sq ft	6,098	2013	4/3/2020	$399,950	$225

Move-in ready home! Well cared for one level, vaulted ceilings in great room. Lots of natural light with south facing windows! Large utility and storage off of the garage entry. Ample kitchen storage and pantry. Beautiful walk-in shower in master bath. Fully fenced backyard. Welcome Home!

Listing Courtesy of Nexthome Willamette

Copyright 2020 Realtors Property Resource® LLC. All Rights Reserved.
Information is not guaranteed. Equal Housing Opportunity.

RMLS Market Activity Report

La Center, Washington

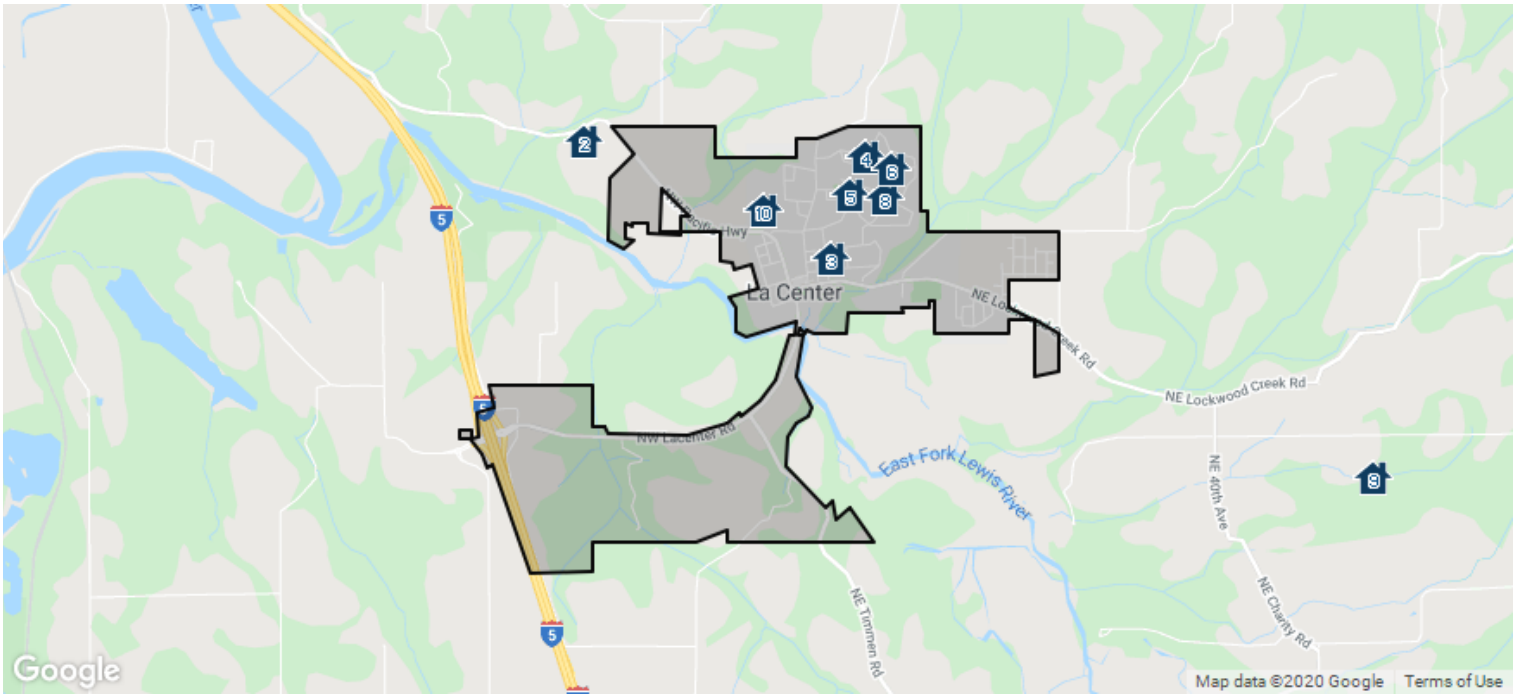

Pending Listings: 10

	Prop Type	Bed /Ba	Living Area (sq ft)	Lot Size (sq ft)	Listing Date	Listing Price	Pending Date	Price per sq. ft.
9519 NE 366th St	Single Family	4/3	3,039 sq ft	217,800	4/9/2020	$675,000	4/14/2020	$222

1 PENDING · *Pending as of 4/14/2020* *MLS ID: 20095605*

4bedrooms 3baths. Beautiful farmhouse with wraparound porch and huge covered patio. 31x31 insulated garage.Kitchen w/custom knotty alder cabinets,SS appliances,extra large quartz island.Master on the main with beautiful walkin shower, his/hers walkin closets. All bedrooms are extra large,4th-bedroom could be media room. 16x18 outbuilding,chicken house and SO much more. Ask for our amenities list. For your pickiest buyers.NEW landscaping

Listing Courtesy of Realty One Group Cascadia

	Prop Type	Bed /Ba	Living Area (sq ft)	Lot Size (sq ft)	Listing Date	Listing Price	Pending Date	Price per sq. ft.
827 W Golden Eagle Dr, #5	Single Family	3/3	2,070 sq ft	10,454	1/27/2020	$419,900	4/9/2020	$203

2 PENDING · *Pending as of 4/9/2020* *MLS ID: 20303125*

NEW HOME-MOVE IN READY! Home features 3 bedrooms, bonus room, office-den on main level, great room concept, SS appliances, knotty alder cabinets, large kitchen with walk in pantry, eating bar, tile countertops, tile backsplash, LVP flooring, upstairs bonus room could be used as 4th bedroom, master suite with walk-in closet, double vanity, soaking tub & shower in master bathroom, laundry room, gas fireplace, sprinkler system, many additional items included with this home you MUST SEE!

Listing Courtesy of Premiere Property Group, Llc

	Prop Type	Bed /Ba	Living Area (sq ft)	Lot Size (sq ft)	Listing Date	Listing Price	Pending Date	Price per sq. ft.
2000 E 6th St	Single Family	3/3	2,024 sq ft	7,840	7/11/2019	$449,750	3/30/2020	$222

3 PENDING · *Pending as of 3/30/2020* *MLS ID: 19652416*

HOME IS COMPLETE! Enjoy one level living near downtown La Center in this elegant home. Master suite on main floor is oasis with gorgeous standalone soaking tub & tile shower. Beautiful and durable luxury vinyl plank flooring throughout main It gets better, home is incredibly energy efficient! Estimated energy cost only ~$65/month! Check out the Virtual Tour link! PROMO - $2,000 off closing costs for this home! Open houses by appointment only.

Listing Courtesy of Professional Realty Srvc Of Wa

Copyright 2020 Realtors Property Resource® LLC. All Rights Reserved.
Information is not guaranteed. Equal Housing Opportunity.

Pending Listings: 10 (cont.)

	Prop Type	Bed /Ba	Living Area (sq ft)	Lot Size (sq ft)	Listing Date	Listing Price	Pending Date	Price per sq. ft.

4 PENDING · *Pending as of 4/7/2020* *MLS ID: 20246266*

1202 W Avocet Pl	Single Family	3/2	3,075 sq ft	7,840	2/24/2020	$429,900	4/7/2020	$140

Another Custom Home by NW Home Builder Group! Fantastic Ranch Style 3 Bed 2 Bath, Upgraded White Kitchen, Quartz Counters with Tile Backsplash, Gas Fireplace w/tile finish, Upgraded LVP Flooring, High Ceilings, Master Suite w/walk in closet Tile Shower, Move in ready! Fully Landscaped with Territorial View.

Listing Courtesy of Premiere Property Group, Llc

5 PENDING · *Pending as of 4/7/2020* *MLS ID: 20425865*

698 E Heritage Loop	Single Family	2/3	1,929 sq ft	8,276	4/1/2020	$409,900	4/7/2020	$212

Bespoke home that has it all!! High ceilings, abundant natural light, open floor plan, extensive built-ins and millwork as well as Bose sound system integrated into key rooms! French doors into Master bedroom, en suite bathroom w/dual sinks, soaking tub, and walk-in shower, walk-in closet w/organizers. Formal den/3rd bed w/stunning millwork. Spacious kitchen with french doors leading to lovely deck + yard...perfect for entertaining inside or out. Minutes to I-5, across from park, near schools.

Listing Courtesy of Exp Realty Llc

8 PENDING · *Pending as of 4/6/2020* *MLS ID: 20314376*

1731 E Heritage Loop	Single Family	4/3	3,265 sq ft	9,147	4/2/2020	$499,950	4/6/2020	$153

Large grand entry w/Vaulted Ceilings was once a model home. Tons of room for everyone in this 3,265sqft 4bd 2.5ba home w/additional bonus room! New paint, fixtures & floors throughout! Gorgeous oversized kitchen complete w/island cozy eating nook, Quartz counters & new SS Appliances. Master Suite features walkin closet & raised soaking tub fit for royalty. Huge deck for summer & all the local hiking trails/parks La Center has to offer.

Listing Courtesy of Mls4owners.Com

7 PENDING · *Pending as of 4/6/2020* *MLS ID: 20568117*

12000 NE 379th St	Single Family	4/2	2,188 sq ft	68,824	3/19/2020	$525,000	4/6/2020	$240

1.5 ac Country Oasis. Lvg/fam rm w/carpet. Island/eat bar SS kitchen, granite ctrs,l ots of cabinetry incldg lazy susan, pantry,recessed light,laminate flr. Dining w/slider to patio&yard. Master en-suite w/ceiling light fan,Wl closet,dual sink granite vanity,soak tub,shower. 3 addtl bds. Laundry/Mud rm w/washer,dryer,sink,Bls,coat hooks. Bath w/granite vanity, combo soak tub&shower. Freshly landscaped,patio,raised beds,dry storage shed.

Listing Courtesy of Redfin

8 PENDING · *Pending as of 4/4/2020* *MLS ID: 20575121*

1015 E Heritage Loop	Single Family	4/3	2,680 sq ft	7,405	3/12/2020	$419,900	4/4/2020	$157

Highly Sought After Southview Heights Neighborhood with Water Feature! Custom 2 Level Home on a Large Lot. Partial Views to the South From Upstairs! Extensive Newer Laminate Floors & New Carpet, High & Vaulted Ceilings, Large Open Entry, Updated Kitchen with Laminate Floor-Black Appliances-Granite Counters-Gas Cooktop-B/I Oven & Microwave & B/I Desk Area, Family Room with Gas Fireplace, Formal Living & Dining, Master with 2 Sinks & Jetted Tub, Wood Deck & Patio, Storage Shed. BEST PRICE IN TOWN!

Listing Courtesy of Premiere Property Group, Llc

8 PENDING · *Burnpable Buyer as of 3/21/2020* *MLS ID: 19425963*

5521 NE Landerholm Rd	Single Family	3/3	2,598 sq ft	277,912	11/15/2019	$700,000	3/21/2020	$269

BEAUTIFUL park like setting on 6.38 acres. House is 1998 sqft, guest house is 600 sqft w/seperate parking & laundry. Shop is 2 stories 1970 sqft, PLUS an adorable 200 sqft cottage. 2 master bedrooms, nice open floor plan. RV hookup/parking. Man-made Pond and 2 year round creeks. Fruit trees, garden w/blueberries & grapes, paved road and fully stocked wood shed. Close in, on public water. Amenities list attached.

Listing Courtesy of Realty One Group Cascadia

RPR

Copyright 2020 Realtors Property Resource® LLC. All Rights Reserved.
Information is not guaranteed. Equal Housing Opportunity.

Pending Listings: 10 (cont.)

	Prop Type	Bed /Ba	Living Area (sq ft)	Lot Size (sq ft)	Listing Date	Listing Price	Pending Date	Price per sq. ft.
115 W 12th Way	Single Family	3/2	1,875 sq ft	13,939	2/20/2020	$399,900	3/26/2020	$213

10 PENDING · *Pending as of 3/26/2020* *MLS ID: 20554476*

MOVE IN READY! ANOTHER CUSTOM HOME BY NW HOME BUILDER GROUP! FANTASTIC RANCH STYLE 3 BED 2 BATH, UPGRADED WHITE KITCHEN, QUARTZ COUNTERS WITH TILE BACKSPLASH, GAS FIREPLCE W/TILE FINISH, UPGRADED LVP FLOORING, HIGH CEILINGS, MASTER SUITE W/WALK IN CLOSET TILE SHOWER, OVERSIZE GARAGE, POTENTIAL RV PARKING! FULLY LANDSCAPED WITH TERRITORIAL VIEW.

Listing Courtesy of Premiere Property Group, Llc

Copyright 2020 Realtors Property Resource® LLC. All Rights Reserved.
Information is not guaranteed. Equal Housing Opportunity.

RMLS Market Activity Report

La Center, Washington

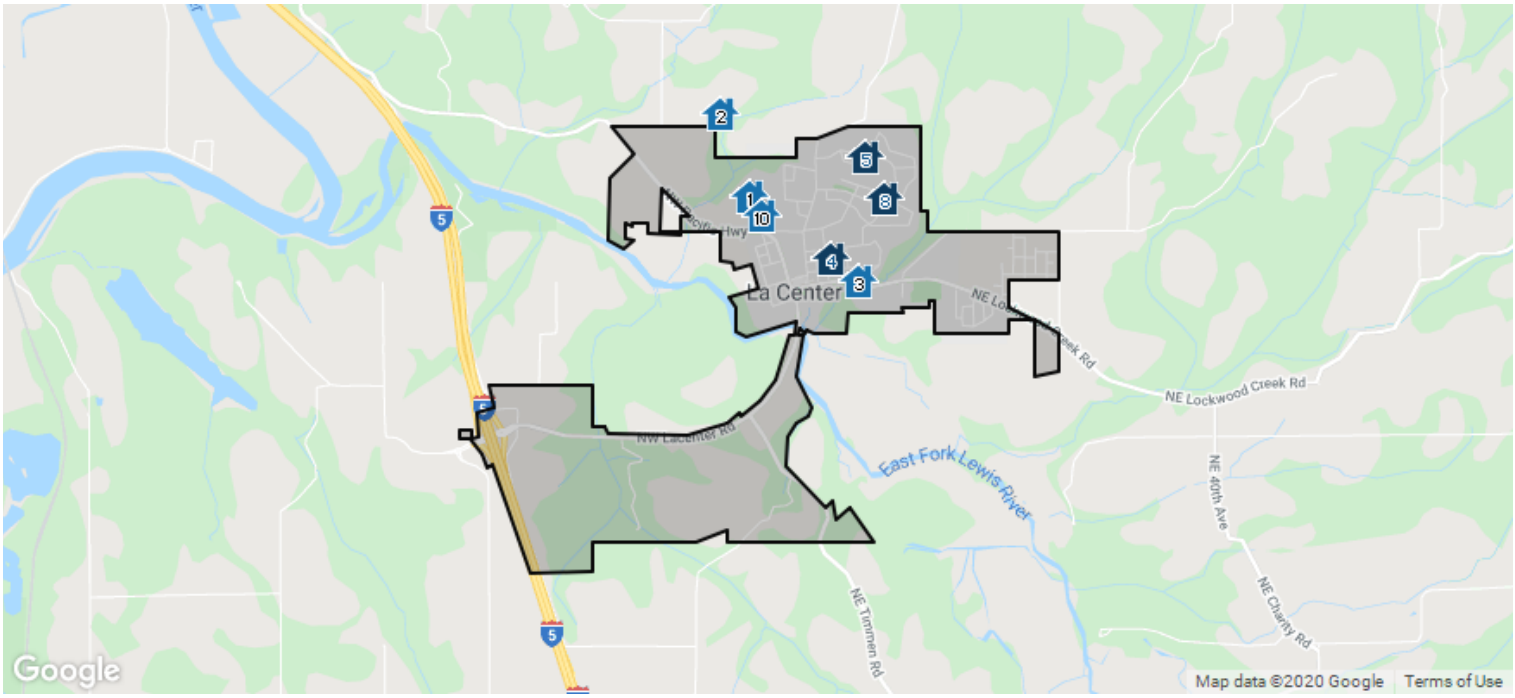

Price Changes: 10

	Prop Type	Bed /Ba	Living Area (sq ft)	Orig. Listing Date	Orig. Price	New Price	Date of Chg.	% Chg.

1 FOR SALE • *Active: 3/1/2020* *MLS ID: 20006943*

1311 W F Pl	Single Family	5/3	2,741 sq ft	3/1/2020	$399,000	$390,000	4/10/2020	-2.26%

On a clear day you can see forever , from this awesome 5 bedroom house in Hannahs Farm. Sit on your private front porch and sip your morning coffee watching the sun come up over the beautiful Lewis River Valley,Popular floor plan, spacious rooms and large windows, 9 ft ceilings, huge master suite & bath, backyard is a gardeners delight with beautiful landscaping and berries, and your own private potting shed & fire pit to entertain all your family & friends. RV parking on its own pad.

Listing Courtesy of Kelly Right Real Estate Vancouver

2 FOR SALE • *New, Active: 3/26/2020* *MLS ID: 20384801*

35105 NW 9th Ave	Single Family	4/4	3,957 sq ft	3/26/2020	$649,900	$634,900	4/9/2020	-2.31%

Escape the chaos, rare residential retreat has lots of priceless amenities, including wide-open spaces and an abundance of fresh air. Includes downstairs ADU, master bath remodel, raised garden beds, pasture, fruit trees and sweeping vistas with views out generous soaring windows. Spacious and filled with light, nature is all yours here. Lounge at your private pool, an outdoor oasis with prime sunset viewing, nature sets the pace here. Take a deep breath, and invest in your peace of mind.

Listing Courtesy of Realty One Group Cascadia

3 FOR SALE • *New, Active: 3/18/2020* *MLS ID: 20042787*

422 E Stonecreek Dr	Single Family	3/2	1,908 sq ft	3/18/2020	$396,900	$391,900	4/9/2020	-1.26%

Immaculately maintained custom ranch in desirable Stonecreek neighborhood. Vaulted ceilings throughout, hardwood floors, cherrywood cabinets & granite in kitchen w/cooktop island, formal living, dining & family room w/ gas fireplace. Lots of windows & skylights throughout home for added natural light. Spacious master offers walk-in closet, jetted tub, gas fireplace & backyard access. 3 car garage plus extended driveway on side of home. Walking distance to trails, schools & downtown!

Listing Courtesy of Re/Max Equity Group

RPR

Copyright 2020 Realtors Property Resource® LLC. All Rights Reserved.
Information is not guaranteed. Equal Housing Opportunity.

Price Changes: 10 (cont.)

	Prop Type	Bed /Ba	Living Area (sq ft)	Orig. Listing Date	Orig. Price	New Price	Date of Chg.	% Chg.

4 PENDING · *Pending as of 3/30/2020* *MLS ID: 19652416*

2000 E 6th St	Single Family	3/3	2,024 sq ft	7/11/2019	$449,900	$449,750	1/2/2020	-0.03%

HOME IS COMPLETE! Enjoy one level living near downtown La Center in this elegant home. Master suite on main floor is oasis with gorgeous standalone soaking tub & tile shower. Beautiful and durable luxury vinyl plank flooring throughout main It gets better, home is incredibly energy efficient! Estimated energy cost only ~$65/month! Check out the Virtual Tour link! PROMO - $2,000 off closing costs for this home! Open houses by appointment only.

Listing Courtesy of Professional Realty Srvc Of Wa

5 PENDING · *Pending as of 4/7/2020* *MLS ID: 20246266*

1202 W Avocet Pl	Single Family	3/2	3,075 sq ft	2/24/2020	$454,900	$429,900	3/31/2020	-5.5%

Another Custom Home by NW Home Builder Group! Fantastic Ranch Style 3 Bed 2 Bath, Upgraded White Kitchen, Quartz Counters with Tile Backsplash, Gas Fireplace w/tile finish, Upgraded LVP Flooring, High Ceilings, Master Suite w/walk in closet Tile Shower, Move in ready! Fully Landscaped with Territorial View.

Listing Courtesy of Premiere Property Group, Llc

8 FOR SALE · *Active: 2/17/2020* *MLS ID: 20003435*

124 W 12th Way	Single Family	4/3	1,929 sq ft	2/17/2020	$415,000	$370,000	3/31/2020	-10.84%

Under construction home to be completed April 2020. Featuring open great room and kitchen, entertaining area! Kitchen with quartz counters, stainless appliances, upgraded LVP Flooring, island & pantry. Master suite with dual sinks and shower. Pre-plumbed for Vacuum and many more upgrades.

Listing Courtesy of Kelly Right Real Estate Vancouver

7 FOR SALE · *Active: 3/5/2020* *MLS ID: 20159944*

11309 NE 359th St	Single Family	4/4	2,956 sq ft	3/5/2020	$654,000	$635,000	3/28/2020	-2.91%

Beautiful home looking for a new family. This home is amazing. Living room, formal dining room, huge kitchen with eating area! Great floor plan, upstairs has 3 bedrooms with a HUGE bonus room that could be 3 more rooms! Shop previously used as business, has ample electricity, water, and an office! 2 stall mini horse stable, adorable playhouse for kids! This one is a must see.

Listing Courtesy of Keller Williams Premier Partners

8 PENDING · *Pending as of 4/4/2020* *MLS ID: 20575121*

1015 E Heritage Loop	Single Family	4/3	2,680 sq ft	3/12/2020	$424,900	$419,900	3/14/2020	-1.18%

Highly Sought After Southview Heights Neighborhood with Water Feature! Custom 2 Level Home on a Large Lot. Partial Views to the South From Upstairs! Extensive Newer Laminate Floors & New Carpet, High & Vaulted Ceilings, Large Open Entry, Updated Kitchen with Laminate Floor-Black Appliances-Granite Counters-Gas Cooktop-B/I Oven & Microwave & B/I Desk Area, Family Room with Gas Fireplace, Formal Living & Dining, Master with 2 Sinks & Jetted Tub, Wood Deck & Patio, Storage Shed. BEST PRICE IN TOWN!

Listing Courtesy of Premiere Property Group, Llc

8 FOR SALE · *Active: 3/9/2020* *MLS ID: 20277041*

120 W 12th Way	Single Family	3/2	2,828 sq ft	3/9/2020	$529,900	$539,900	3/10/2020	1.89%

ANOTHER CUSTOM HOME PROJECT BY NW HOME BUILDER GROUP! Contemporary Ranch Style with Unfinished Basement 3 Bed 2 Bath, Upgraded White Kitchen, Quartz Counters, SS Gas Appliance Upgraded Floors Vaulted Ceilings, High Ceilings, Master Suite w/walk in closet Tile Shower, RV Parking. Fully Landscaped. Private Deck Setting Territorial View. Must See!

Listing Courtesy of Premiere Property Group, Llc

Copyright 2020 Realtors Property Resource® LLC. All Rights Reserved.
Information is not guaranteed. Equal Housing Opportunity.

Price Changes: 10 (cont.)

	Prop Type	Bed /Ba	Living Area (sq ft)	Orig. Listing Date	Orig. Price	New Price	Date of Chg.	% Chg.
10 FOR SALE · *Active: 3/9/2020* *MLS ID: 20145389*								
128 W 12th Way	Single Family	3/2	1,735 sq ft	3/9/2020	$409,900	$389,900	3/16/2020	-4.88%

Home of your Dreams! 3 Bed 2 Bath, Upgraded White Kitchen, Quartz Counters, SS Gas Appliance Upgraded Floors Vaulted Ceilings, High Ceilings, Master Suite w/walk in closet Tile Shower, Deep and Oversize Garage. Fully Landscaped. Private Deck Setting Territorial View.

Listing Courtesy of Premiere Property Group, Llc

Copyright 2020 Realtors Property Resource® LLC. All Rights Reserved.
Information is not guaranteed. Equal Housing Opportunity.

Market Activity Report

La Center, Washington

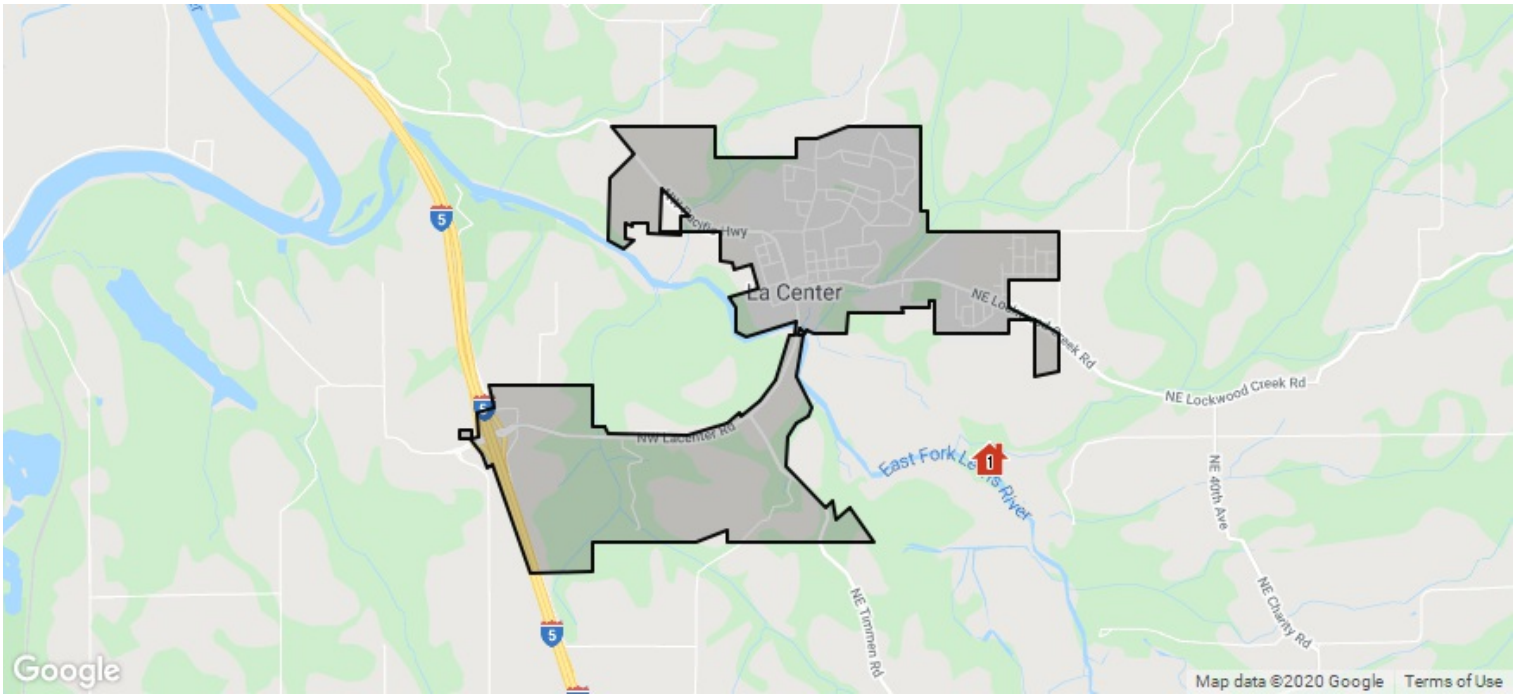

Distressed Activity: 1

	Prop Type	Bed /Ba	Living Area (sq ft)	Lot Size (sq ft)	Listing Price	Listing Date	Distressed Date	Status
 OFF MARKET · *Preforeclosure, Notice of Lis Pendens* *MLS ID: –* **2000 NE 315th St** –	Single Family	4/2	2,270 sq ft	895,594	–	–	11/5/2019	Preforeclosure

Copyright 2020 Realtors Property Resource® LLC. All Rights Reserved.
Information is not guaranteed. Equal Housing Opportunity.

RMLS Market Activity Report

La Center, Washington

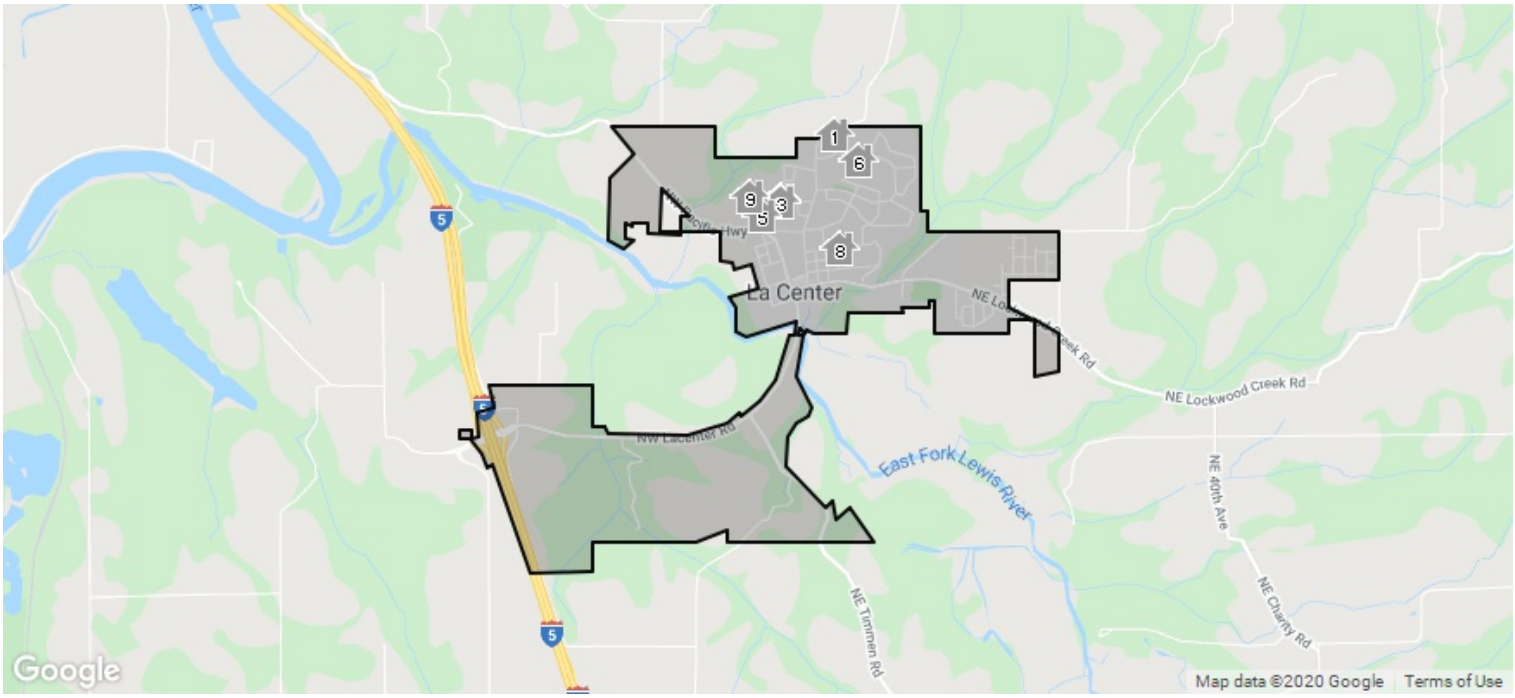

Expired Listings: 10

	Prop Type	Bed /Ba	Living Area (sq ft)	Lot Size (sq ft)	Year Built	Listing Price	Expired Date	Price per sq. ft.

1 EXPIRED · *MLS Listing 19360264: 3/1/2019* *MLS ID: 19360264*

1935 E Forbes Ct	Single Family	5/3	2,742 sq ft	10,454	2004	$489,900	3/1/2020	$179

VIEW, VIEW!! "Very Beautiful Custom design Home" in a desirable neighborhood with all upgrades. Large RV parking space. Master w/Balcony & View, jet tub, Granite, tile, Cherry wood floor, plumbed for central vacuum. Custom woodwork, Built-ins, Covered patio, Surround sound,two fireplaces, all bedrooms on upper floor.

Listing Courtesy of Handris Realty Company



2 EXPIRED · *MLS Listing 19472482: 6/7/2019* *MLS ID: 19472482*

39716 NE Meyers Rd	Single Family	3/3	3,688 sq ft	218,235	2004	$725,000	12/31/2019	$190

True PNW feel with this Homes private setting, lodge yet luxurious feel. Welcome home to your private 5 acre paradise with 3 bedrooms, gourmet kitchen, Master on the main, office, large landing, and generous bonus room with bar, Sonos sound in every room, 2-1/2 baths. Full length covered deck looking down on a peaceful pond. 3 car attached garage and detached shop garage. You will be amazed, New HVAC and A/C just installed!

Listing Courtesy of Realty Pro, Inc

3 EXPIRED · *MLS Listing 18626995: 1/4/2019* *MLS ID: 18626995*

206 W 13th Way	Single Family	4/3	2,253 sq ft	9,018	2019	$519,000	1/4/2020	$230

What an opportunity to have your dream home in La Center's Best Kept Secret: Foothill Estates Neighborhood, 2011 Parade of Homes Community. Pick your custom finishes and enjoy the serenity of the neighborhood trails and beauty that Foothill Estates has to offer. Just a short drive to the East Fork Lewis River to enjoy kayaking or paddle boarding.

Listing Courtesy of Keller Williams Realty

RPR

Copyright 2020 Realtors Property Resource® LLC. All Rights Reserved.
Information is not guaranteed. Equal Housing Opportunity.

Expired Listings: 10 (cont.)

	Prop Type	Bed /Ba	Living Area (sq ft)	Lot Size (sq ft)	Year Built	Listing Price	Expired Date	Price per sq. ft.

4 EXPIRED • *MLS Listing 18660921: 1/4/2019* *MLS ID: 18660921*

1302 W Alder Pl	Single Family	4/3	2,735 sq ft	6,541	2019	$550,000	1/4/2020	$201

What an opportunity to have your dream home in La Center's Best Kept Secret: Foothill Estates Neighborhood, 2011 Parade of Homes Community. Pick your custom finishes and enjoy the serenity of the neighborhood trails and beauty that Foothill Estates has to offer. Just a short drive to the East Fork Lewis River to enjoy kayaking or paddle boarding.

Listing Courtesy of Keller Williams Realty

5 EXPIRED • *MLS Listing 18566481: 12/31/2018* *MLS ID: 18566481*

128 W 12th Way	Single Family	4/3	2,432 sq ft	9,924	2019	$375,000	12/31/2019	$154

La Center's Best Kept Secret. An opportunity to build your dream home and pick your finishes in the sought-after Foothill Estates Neighborhood, 2011 Parade of Homes Community. Access to neighborhood trails and a short drive to the East Fork Lewis River to enjoy kayaking or paddle boarding. Bring your builder or choose one of ours. Prices are approx., final price TBD between buyer and builder.

Listing Courtesy of Keller Williams Realty

6 EXPIRED • *MLS Listing 19352224: 5/30/2019* *MLS ID: 19352224*

629 E 17th Cir	Single Family	3/2	2,026 sq ft	10,018	2004	$449,900	12/31/2019	$222

Stunning Executive Entertainers Dream! Locations! Location! 6 Min to Ilani Casino in the heart of LaCenter. City appeal with seclusion. Single Story executive ranch w open light and bright great room design. Open and expansive rooms and hallways with too many upgrades to list including a waterfall. Paths, trails, walkways, dining and shopping all within walking distance. An entertainers dream with 12' gazebo, tiled, covered patio & more

Listing Courtesy of Small Business Realty

7 EXPIRED • *MLS Listing 18188806: 10/19/2018* *MLS ID: 18188806*

11807 NE 379th St	Single Family	1/2	1,036 sq ft	663,854	1910	$395,000	12/31/2019	$381

Here is your chance to build the home of your dreams on this picturesque property, sprawling over 15.24 flat acres. If you love wine and the outdoors, you'll savor being so close to local wineries, Lewisville and Lucia Regional Parks, and the Gifford Pinchot National Forest.

Listing Courtesy of Premiere Property Group, Llc

8 EXPIRED • *MLS Listing 19026918: 6/14/2019* *MLS ID: 19026918*

2311 E 7th Cir	Single Family	3/3	2,074 sq ft	8,712	2019	$409,900	12/31/2019	$198

Lot 34 - 2 Story home with 3 bedrooms upstairs with Media Room & Laundry room. Master Suite has large walk in closet. Kitchen/Great Room open concept with dining room off kitchen. Gas fireplace, Kitchen has SS appliances, pantry and plumbed for ice maker. Large covered patio on a corner lot with RV parking. Call today for your neighborhood tour!

Listing Courtesy of Amazing Properties Llc

9 EXPIRED • *MLS Listing 19076706: 5/15/2019* *MLS ID: 19076706*

1311 W F Pl	Single Family	5/3	2,741 sq ft	7,405	2007	$385,000	12/31/2019	$137

Come & sit on your front porch with your morning coffee while watching the sun come up with views of the beautiful Lewis River Valley. Large 5 bedroom, 3 bath home, 9 ft ceilings, popular floor plan, spacious rooms with large windows, you will fall in love, great kitchen for entertaining, new range/hood & pantry. Huge master suite, backyard is a gardeners delight, gorgeous landscaping, fire pit, RV Parking too!

Listing Courtesy of Kelly Right Real Estate Vancouver

Copyright 2020 Realtors Property Resource® LLC. All Rights Reserved.
Information is not guaranteed. Equal Housing Opportunity.

Expired Listings: 10 (cont.)

	Prop Type	Bed /Ba	Living Area (sq ft)	Lot Size (sq ft)	Year Built	Listing Price	Expired Date	Price per sq. ft.

10 EXPIRED · *MLS Listing 19123357: 5/28/2019* *MLS ID: 19123357*

9519 NE 366th St	Single Family	4/3	3,039 sq ft	217,800	2017	$725,000	11/26/2019	$214

4bedrooms 3baths. Beautiful farmhouse with wraparound porch and huge covered patio. 31x31 insulated garage.Kitchen w/custom knotty alder cabinets,SS appliances,extra large quartz island.Master on the main with beautiful walkin shower, his/hers walkin closets. All bedrooms are extra large,4th-bedroom could be media room. 16x18 outbuilding,chicken house and SO much more. Ask for our amenities list. For your pickiest buyers.

Listing Courtesy of Realty One Group Cascadia

Copyright 2020 Realtors Property Resource® LLC. All Rights Reserved.
Information is not guaranteed. Equal Housing Opportunity.

About RPR (Realtors Property Resource)

- Realtors Property Resource® is a wholly owned subsidiary of the National Association REALTORS®.
- RPR offers comprehensive data – including a nationwide database of 164 million properties – as well as powerful analytics and dynamic reports exclusively for members of the NAR.
- RPR's focus is giving residential and commercial real estate practitioners, brokers, and MLS and Association staff the tools they need to serve their clients.
- This report has been provided to you by a member of the NAR.

RPR® REALTORS PROPERTY RESOURCE

About RPR's Data

RPR generates and compiles real estate and other data from a vast array of sources. The data contained in your report includes some or all of the following:

- **Listing data** from our partner MLSs and CIEs, and related calculations, like estimated value for a property or median sales price for a local market.
- **Public records data** including tax, assessment, and deed information. Foreclosure and distressed data from public records and RealtyTrac.
- **Market conditions and forecasts** based on listing and public records data.
- **Census and employment data** from the U.S. Census and the U.S. Bureau of Labor Statistics.
- **Demographics and trends data** from Esri. The data in commercial and economic reports includes Tapestry Segmentation, which classifies U.S. residential neighborhoods into unique market segments based on socioeconomic and demographic characteristics.
- **Business data** including consumer expenditures, commercial market potential, retail marketplace, SIC and NAICS business information, and banking potential data from Esri.
- **School data and reviews** from Niche.
- **Specialty data sets** such as walkability scores, traffic counts and flood zones.

Update Frequency

- Listings and public records data are updated on a continuous basis.
- Charts and statistics calculated from listing and public records data are refreshed monthly.
- Other data sets range from daily to annual updates.

Learn more

For more information about RPR, please visit RPR's public website: http://blog.narrpr.com

NATIONAL ASSOCIATION of REALTORS® Wholly Owned Subsidiary | RPR® TECHNOLOGY ANALYTICS INNOVATION

Copyright 2020 Realtors Property Resource® LLC. All Rights Reserved.
Information is not guaranteed. Equal Housing Opportunity.

RMLS™

MARKET ACTIVITY REPORT

Ridgefield, Washington

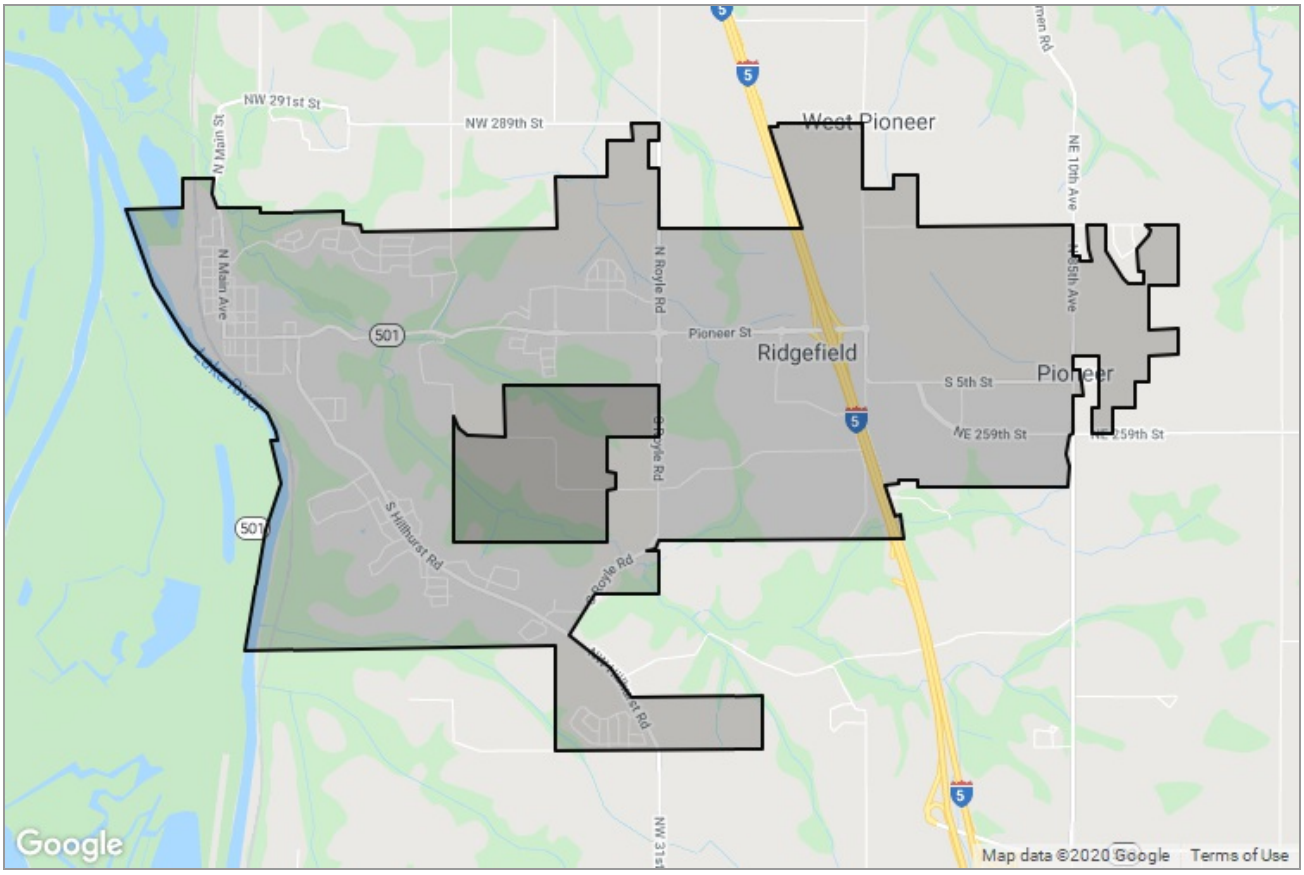

Presented by

Josh Thomas | **Real Estate Broker**

The Handris Realty Company

Mobile: (360) 901-2280 | Office: (360) 695-9292

Main: Josh.Thomas@jetyourestate.com
Broker: www.jetyourestate.com |
Broker: www.facebook.com/jetyourestate

The Handris Realty Company
15524 SE Mill Plain Blvd.
Vancouver, WA 98684

RPR®

Copyright 2020 Realtors Property Resource® LLC. All Rights Reserved.
Information is not guaranteed. Equal Housing Opportunity.

Ridgefield, Washington

Market Snapshot: Estimated Home Values

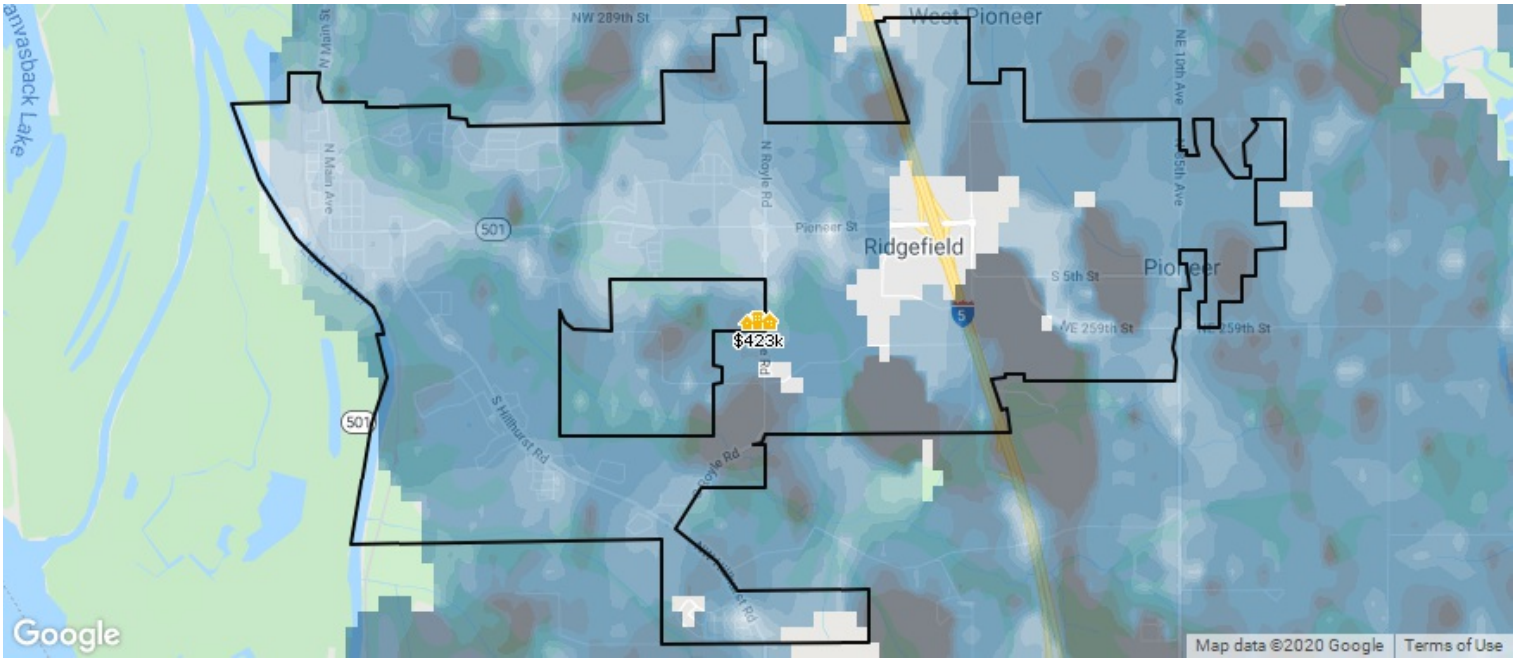

This map layer shows the average estimated home values, based on the AVMs and RVMs® for properties in an area. Source(s): Public records and MLS data where licensed; updated Quarterly.

Median Est. Home Value	Change Over Last Month	Change Over Last Quarter	Change Over Last 12 Months	Change Over Last 24 Months
$423K	↑ **4.93%**	↓ **0.64%**	↓ **1.19%**	↑ **4.58%**
Updated: 3/31/2020				

*About this Data: Estimated home values are generated by a valuation model and are not formal appraisals. Valuations are based on public records and MLS data where licensed. The metrics shown here reflect **All Residential Properties** data.*

Copyright 2020 Realtors Property Resource® LLC. All Rights Reserved.
Information is not guaranteed. Equal Housing Opportunity.

Ridgefield, Washington

Market Snapshot: 12-Month Change in Estimated Value

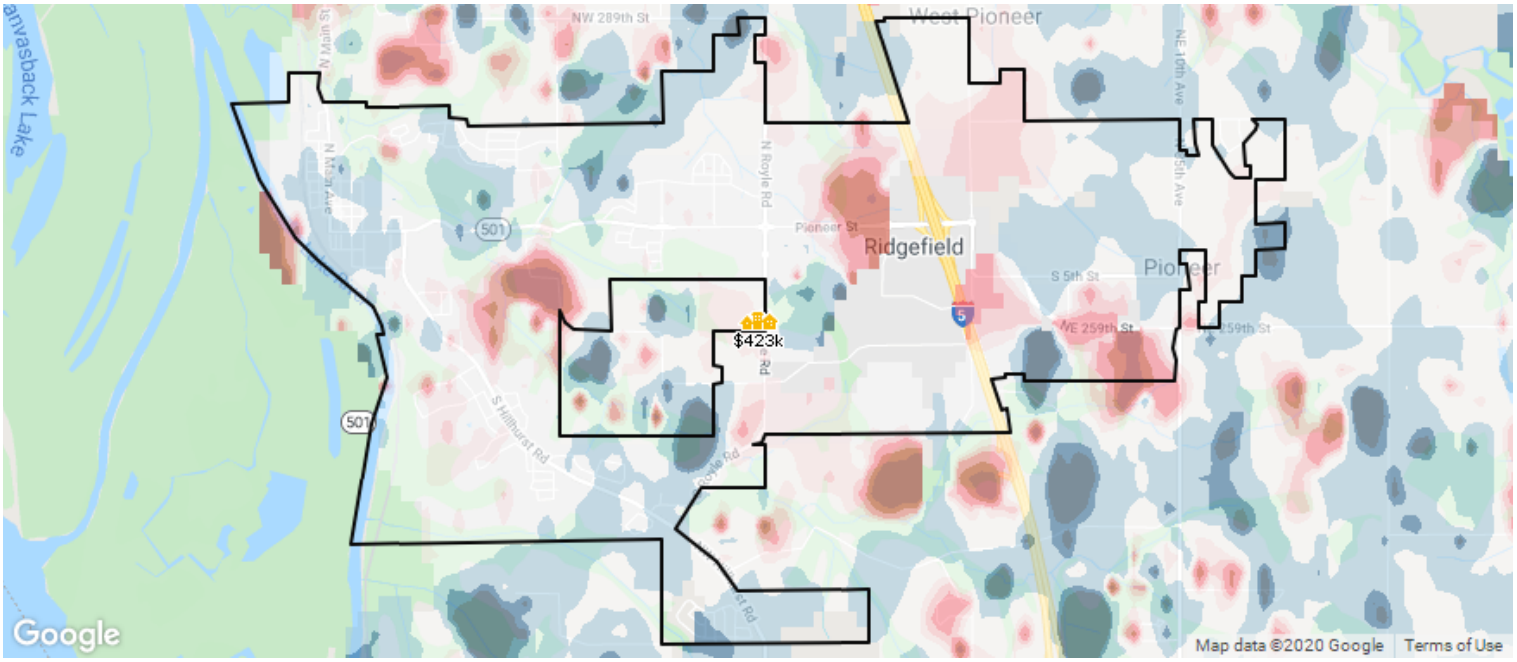

This map layer shows the change in estimated home values over the past 12 months, based on the AVMs and RVMs® for properties in an area. Source(s): Public records and MLS data where licensed; updated Quarterly.

Median Est. Home Value	Change Over Last 12 Months	Change Over Last 24 Months	Change Over Last 36 Months
$423K	**1.19%**	**4.58%**	**11.66%**
Updated: 3/31/2020			

*About this Data: Estimated home values are generated by a valuation model and are not formal appraisals. Valuations are based on public records and MLS data where licensed. The metrics shown here reflect **All Residential Properties** data.*

Copyright 2020 Realtors Property Resource® LLC. All Rights Reserved.
Information is not guaranteed. Equal Housing Opportunity.

Ridgefield, Washington

Market Snapshot: Concentration of Distressed Properties

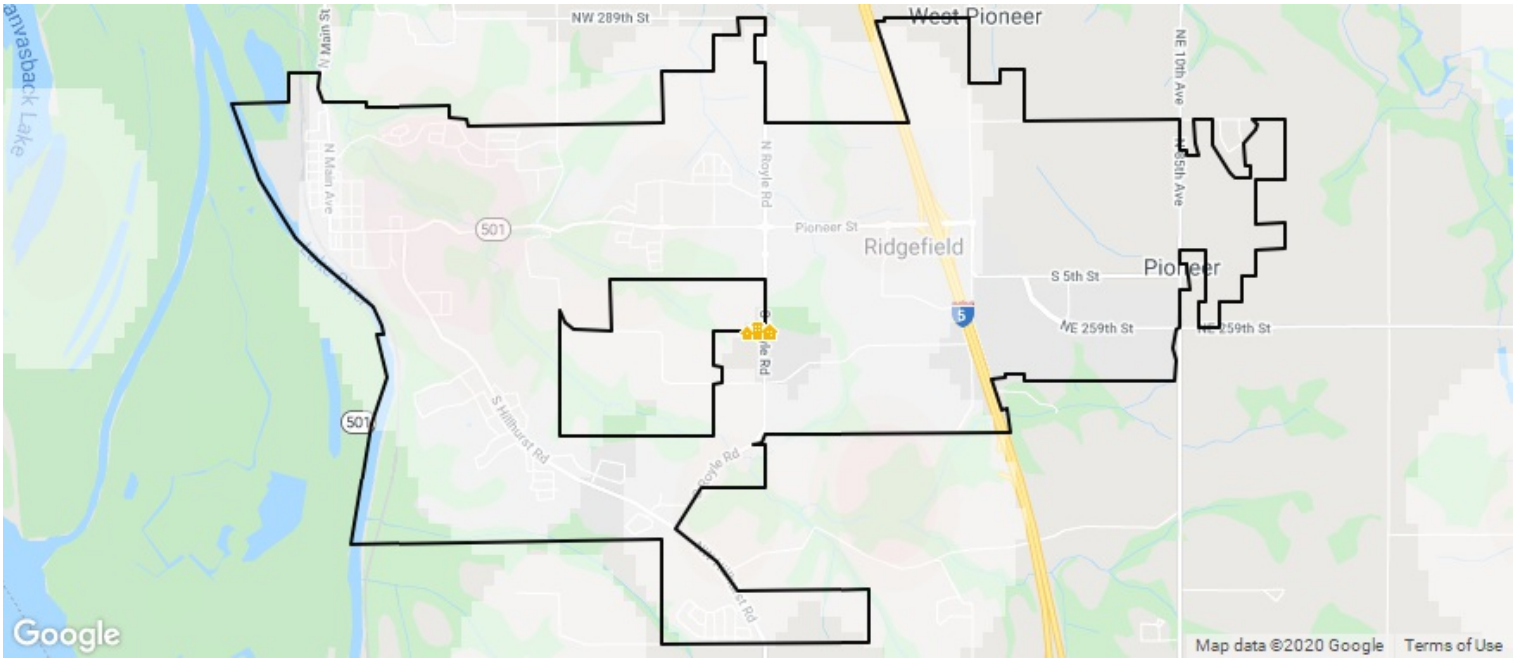

Low — High

This map layer shows the concentration of distressed properties, in areas where RPR has MLS data.
Source(s): MLS data; updated Quarterly.

Total # of Distressed Properties	# of Pre-Foreclosures	# of Foreclosures	# of Short Sales
4	**3**	**1**	**0**
Updated: 4/15/2020			

)

*About this data: The metrics displayed here reflect distressed property counts (listings and public records) for **All Residential Properties** as of 4/15/2020.*

Copyright 2020 Realtors Property Resource® LLC. All Rights Reserved.
Information is not guaranteed. Equal Housing Opportunity.

Ridgefield, Washington

Market Snapshot: Sales Price

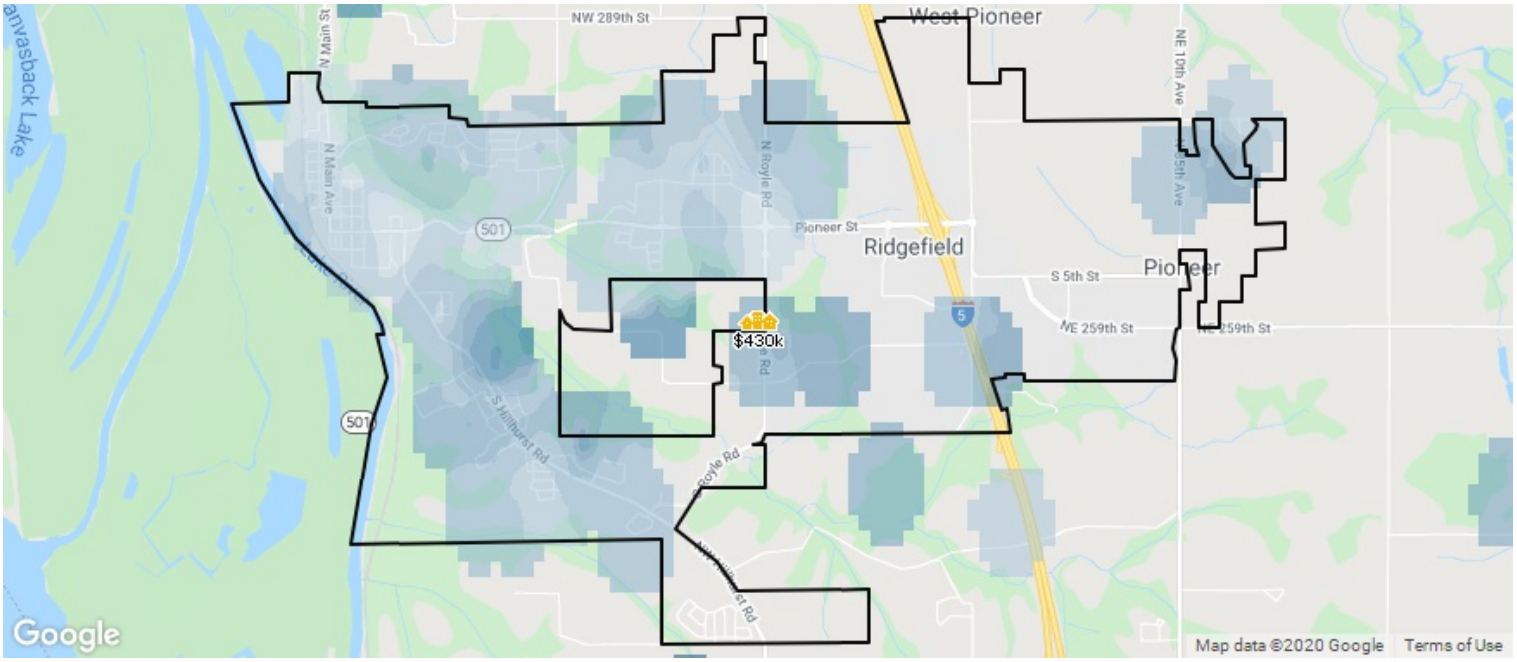

This map layer shows the average sales price for properties sold in the previous six months, in areas where RPR has MLS data. Source(s): MLS data; updated Quarterly.

Median Sales Price	Change Over Last Month	Change Over Last Quarter	Change Over Last 12 Months	Change Over Last 24 Months
$430K	↓ **4.04%**	↑ **2.38%**	↑ **7.8%**	↑ **5.67%**
Updated: 3/31/2020				

*About this data: The Metrics displayed here reflect median sales price for **All Residential Properties** using **MLS listing** data.*

Copyright 2020 Realtors Property Resource® LLC. All Rights Reserved.
Information is not guaranteed. Equal Housing Opportunity.

Ridgefield, Washington

Market Snapshot: List Price

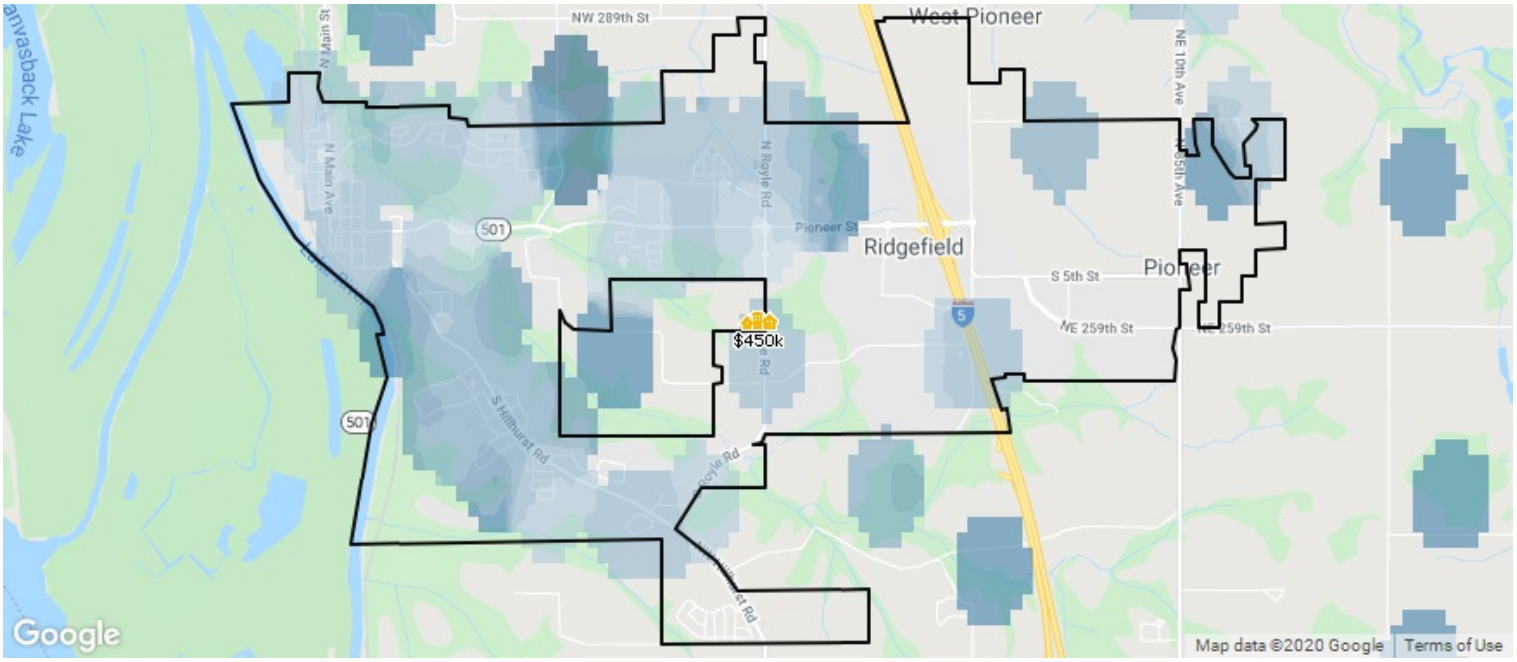

This map layer shows the average listing price for properties in the previous six months, in areas where RPR has MLS data. Source(s): MLS data; updated Quarterly.

Median List Price	Change Over Last Month	Change Over Last Quarter	Change Over Last 12 Months	Change Over Last 24 Months
$450K	↑ **1.47%**	↑ **2.3%**	↑ **4.68%**	↑ **1.26%**
Updated: 3/31/2020				

*About this data: The Metrics displayed here reflect median list price for **All Residential Properties** using **MLS listing** data.*

Copyright 2020 Realtors Property Resource® LLC. All Rights Reserved.
Information is not guaranteed. Equal Housing Opportunity.

Market Activity Summary Stats

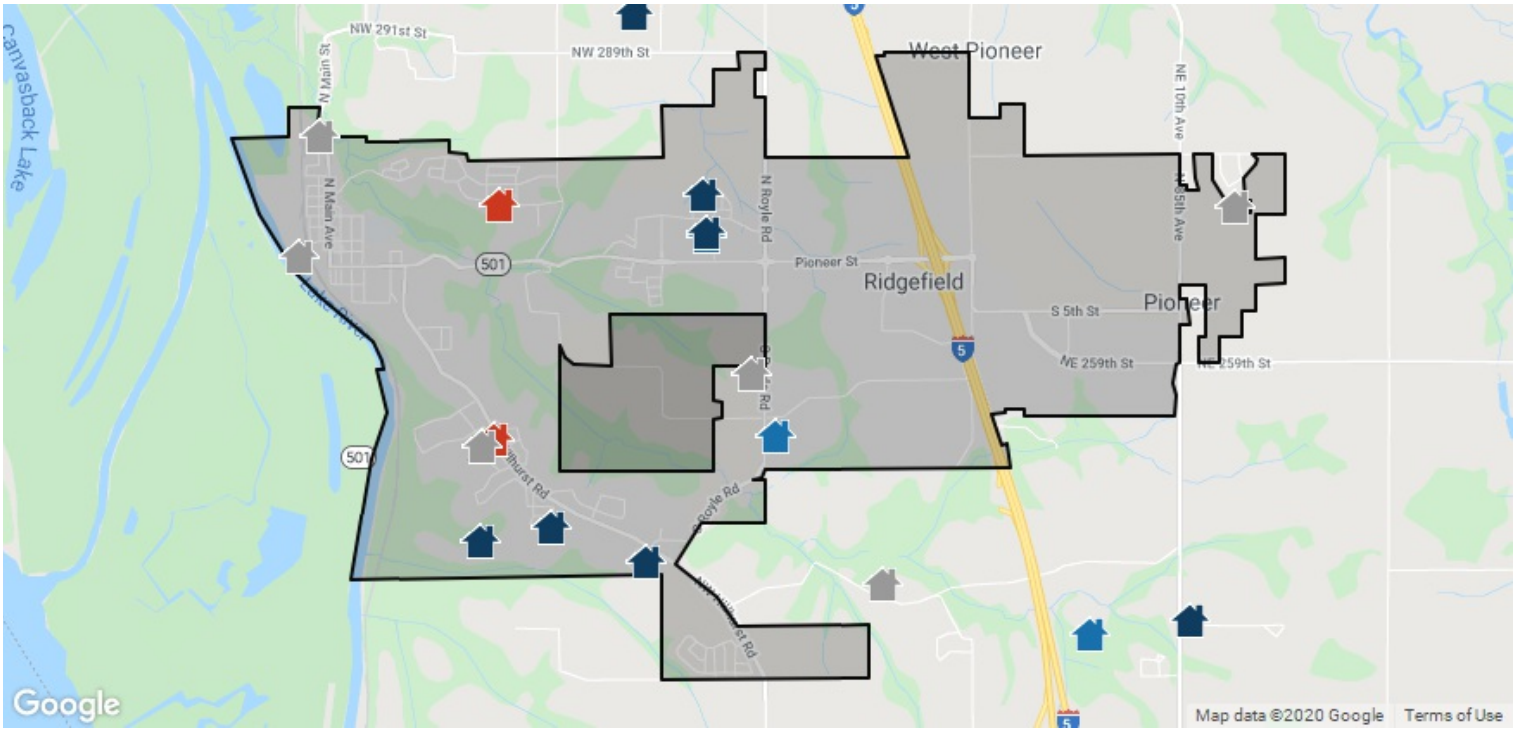

Search Criteria

Location: Ridgefield, Washington; **Date:** Changes in the Last 6 Months; **Change Types:** New Listings, Pending, Price Change, New Distressed, Expired, New For Lease, Recently Leased; **Property Types:** Single Family Residence, Condo/Townhouse/Apt, Coop; **Maximum Properties per Status:** 10; **Sort Order:** Recently updated

	New Listings	Pending Listings	Price Changes	Distressed Activity	Expired Listings
Number of Properties	10	10	10	3	10
Low Price / Value	$316,995	$379,995	$316,995	$347,150	$60,000
Median Price / Value	$438,497	$422,448	$438,497	$538,820	$399,325
High Price / Value	$899,900	$1,195,000	$1,195,000	$901,790	$1,100,000
Average Price / Sq. Ft.	$259	$212	$268	$210	$178
Median Price / Sq. Ft.	$220	$200	$221	$190	$183
Average Days in RPR	54	66	58	–	190
Median Days in RPR	52	50	52	–	199
Total Volume	$5,049,774	$5,155,585	$5,508,674	$1,787,760	$4,855,544

Copyright 2020 Realtors Property Resource® LLC. All Rights Reserved.
Information is not guaranteed. Equal Housing Opportunity.

Ridgefield, Washington

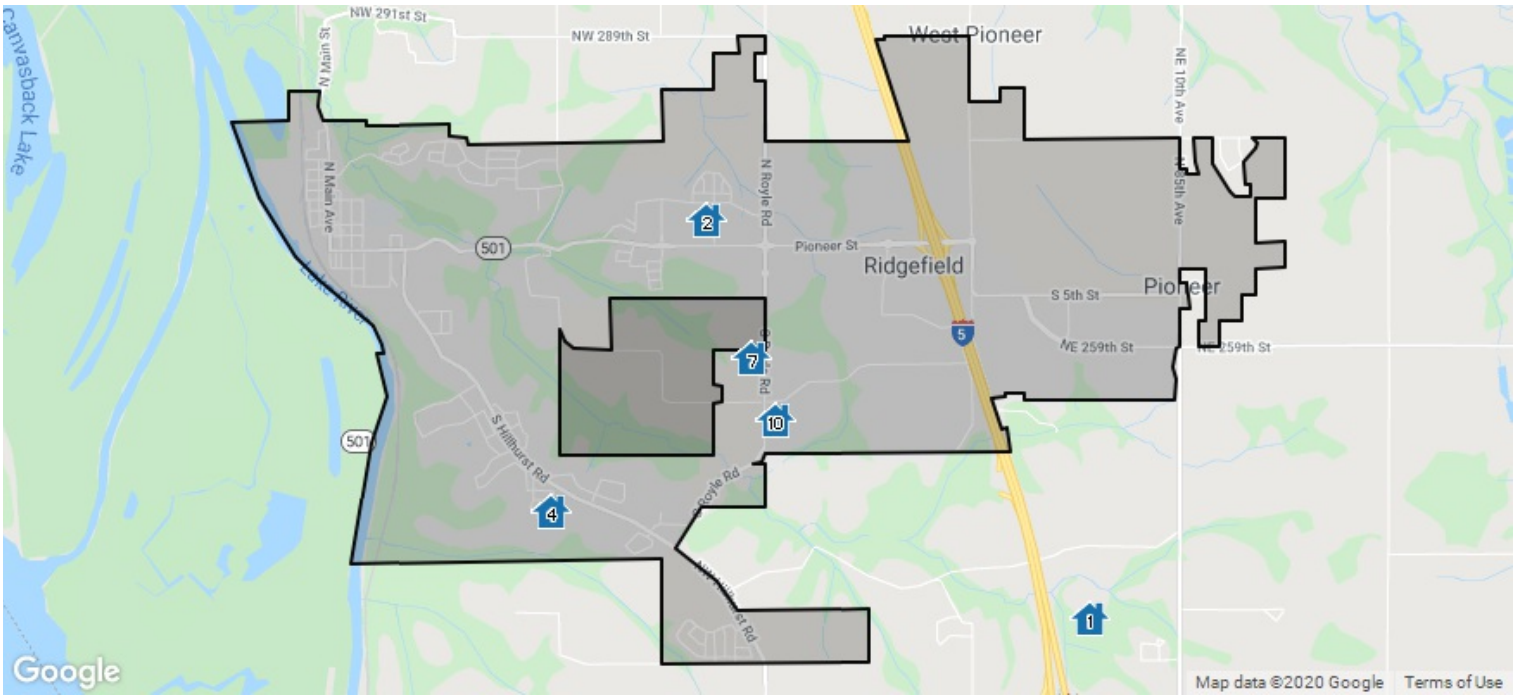

New Listings: 10

	Prop Type	Bed /Ba	Living Area (sq ft)	Lot Size (sq ft)	Year Built	Listing Date	Listing Price	Price per sq. ft.
101 NW 233rd St	Single Family	3/2	2,110 sq ft	58,370	2020	2/14/2020	$899,900	$426

1 FOR SALE · *Active: 2/14/2020* *MLS ID: 20573245*

Retreat to your luxury ranch in tranquil,gated community with quick access to services,hospital,restaurants and the I-5.Custom, superior quality.Great Room,stone fireplace,big window seat,LVP flooring throughout-no carpet!Master is separate from guest bedrooms.Great storage,generous walk-in pantry,laundry room offers an abundance of cabinets.Large,under-roof patio with gas hook-up and ceiling fan.Oversized,finished garage offers a man door,vacuum system for cars.Private setting near nature.

Listing Courtesy of John L. Scott, Inc.

	Prop Type	Bed /Ba	Living Area (sq ft)	Lot Size (sq ft)	Year Built	Listing Date	Listing Price	Price per sq. ft.
138 N 39th Ct	Single Family	3/2	1,817 sq ft	6,098	2015	2/16/2020	$454,999	$250

2 FOR SALE · *Active: 2/16/2020* *MLS ID: 20332543*

Absolutely stunning ranch w/spacious 3 car garage in beautiful Laurel Heights!Convenient to dining&shopping at brand new Rosauers fresh organic marketplace!Better than new fully loaded one level w/tons of upgrades&hi ceilings,feels like a model hm!Enjoy morning coffee at the eating bar in your sensational slab granite kitchen w/tile backsplash,stnlss applncs opens to spacious lvng&great rm w/gas fireplace,gorgeous hdwds thruout!Amazing Master suite w/wi-clos,wi-shwr,soak tub,dbl sinks&more!

Listing Courtesy of Berkshire Hathaway Homeservices Nw Real Estate

	Prop Type	Bed /Ba	Living Area (sq ft)	Lot Size (sq ft)	Year Built	Listing Date	Listing Price	Price per sq. ft.
2728 S Harper Way	Single Family	4/2	2,063 sq ft	6,969	2020	3/11/2020	$421,995	$205

3 FOR SALE · *Active: 3/11/2020* *MLS ID: 20196742*

OPEN BY APPOINTMENT, PLEASE CALL FOR SHOWING INFORMATION! One level living! The Sedona plan features 4 bdrms, 2 ba, open greatroom, vaulted ceilings, covered deck, SS gas appliances, quartz countertops, extra deep garage, "Smart Home Pkg" and more!! Walk to nearby Nat'l Wildlife Refuge, Ridgefield Outdoor Sports Complex, New schools and Community park. Builder warranty, $40/mo HOA. $4 K Closing cost incentive w/Bldr Lender. Photo same plan, not actual home. Est June completion.

Listing Courtesy of D. R. Horton

Copyright 2020 Realtors Property Resource® LLC. All Rights Reserved.
Information is not guaranteed. Equal Housing Opportunity.

New Listings: 10 (cont.)

	Prop Type	Bed /Ba	Living Area (sq ft)	Lot Size (sq ft)	Year Built	Listing Date	Listing Price	Price per sq. ft.

4 FOR SALE · *Active: 3/10/2020* *MLS ID: 20528189*

2744 S Harper Way	Single Family	4/2	1,798 sq ft	6,969	2020	3/10/2020	$399,995	$222

OUR SALES OFFICE & MODEL HOME IS OPEN BY APPOINTMENT!! The new Sequoia features 4 bdrms, 2 ba, open greatroom w/ gas fireplace, massive kitchen island, covered patio, SS gas appliances, quartz countertops, Smart Home Systems and more!! Walk to nearby Nat'l Wildlife Refuge, Ridgefield Outdoor Sports Complex, New schools & Community park. Builder warr, $40/mo HOA, $4K closing cost incentive w/Bldr Lender. Est June completion. Photo rendering.

Listing Courtesy of D. R. Horton

5 FOR SALE · *Active: 2/12/2020* *MLS ID: 20116136*

2048 S Meadowlark Dr	Single Family	3/3	1,441 sq ft	3,920	2020	2/12/2020	$316,995	$220

WE ARE BY APPOINTMENT ONLY, FOR SHOWING. EXPRESS BY DR HORTON NOW SELLING IN BEAUTIFUL TAVERNER RIDGE!! The Willow features open greatroom, 3 bdrms, 2 1/2 ba, upper tech niche/flex space & spacious Mstr suite. Enjoy great schools, numerous community parks & trails. May completion. $4000 Closing Costs pd w/Builder's Lender. $60/mo HOA. Home Warranty!! PHOTO is FILE, similar finishes. .

Listing Courtesy of D. R. Horton

6 FOR SALE · *Active: 2/23/2020* *MLS ID: 20192639*

2054 S Meadowlark Dr	Single Family	4/3	2,297 sq ft	–	2020	2/23/2020	$389,995	$170

WE ARE BY APPOINTMENT ONLY, FOR SHOWING. BEST VALUE IN RIDGEFIELD! The Cambridge features open concept living, formal dining & HUGE upper bonus. Luxurious Mstr, "Smart Home" Pkg. Enjoy nearby Ridgefield Outdoor Rec Complex, Wildlife Reserve, parks and trails. PHOTOS FROM MODEL. Finishes may differ. Closing costs incentives W/preferred lender DHI. Photos of model may differ.

Listing Courtesy of D. R. Horton

7 FOR SALE · *Active: 2/23/2020* *MLS ID: 20213491*

2066 S Meadowlark Dr	Single Family	4/3	2,297 sq ft	–	2020	2/23/2020	$394,995	$172

WE ARE BY APPOINTMENT ONLY, FOR SHOWING. BEST VALUE IN RIDGEFIELD! The Cambridge features open concept living, formal dining & HUGE upper bonus. Luxurious Mstr, "Smart Home" Pkg. Enjoy nearby Ridgefield Outdoor Rec Complex, Wildlife Reserve, parks and trails. PHOTOS FROM MODEL. Finishes may differ. Closing costs incentives W/preferred lender DHI. Photos of model may differ.

Listing Courtesy of D. R. Horton

8 FOR SALE · *Active: 3/6/2020* *MLS ID: 20371057*

21213 NE 15th Ave	Single Family	3/1	952 sq ft	191,664	1945	3/6/2020	$484,900	$509

Animal lovers Delight! Fully fenced 4.4 acres w/ Barn, 3 loafing sheds, chicken coop and all usable pasture. Some cross-fencing to remain and yard is fully fenced for dogs. Home has updated kitchen, hardwood floors, main floor bedroom and french doors leading to covered deck. Ductless heat pump installed last Fall.

Listing Courtesy of Weichert Realtors, Equity Nw

8 FOR SALE · *New, Active: 4/3/2020* *MLS ID: 20554293*

2507 NE 174th St	Single Family	5/5	4,196 sq ft	15,681	2009	4/3/2020	$800,000	$191

ASK ABOUT 3% JUMBO RATE OPTION! 2 luxurious Master suites - one on the main level and one upstairs. Great room with built-in bookshelves, large kitchen with island, covered deck with wrought iron railing that lets you enjoy the privacy of 5 acre greenbelt. Updated bathrooms, flooring, paint plus over-sized triple garage with work area and sink. Great option for multi generation living or extra elbow room for everybody, while being minutes to Legacy, freeways and shopping!

Listing Courtesy of Keller Williams Realty

Copyright 2020 Realtors Property Resource® LLC. All Rights Reserved.
Information is not guaranteed. Equal Housing Opportunity.

New Listings: 10 (cont.)

	Prop Type	Bed /Ba	Living Area (sq ft)	Lot Size (sq ft)	Year Built	Listing Date	Listing Price	Price per sq. ft.

10 FOR SALE • *Active: 12/3/2019* *MLS ID: 19596378*

1714 S 46th Pl	Single Family	3/2	2,205 sq ft	6,534	2019	12/3/2019	$486,000	$220

PERMIT READY price. One level home featuring 3 bedrooms, a parlor, 2 full baths and Great Room. Still time to customize your home in our 5,000 SF Design Studio with one of our professional decorators. 2018 GOLD WINNER of the National Quality Housing Award! Call today for more information and a virtual tour of existing models.

Listing Courtesy of Pacific Lifestyle Homes

Copyright 2020 Realtors Property Resource® LLC. All Rights Reserved.
Information is not guaranteed. Equal Housing Opportunity.

RMLS Market Activity Report

Ridgefield, Washington

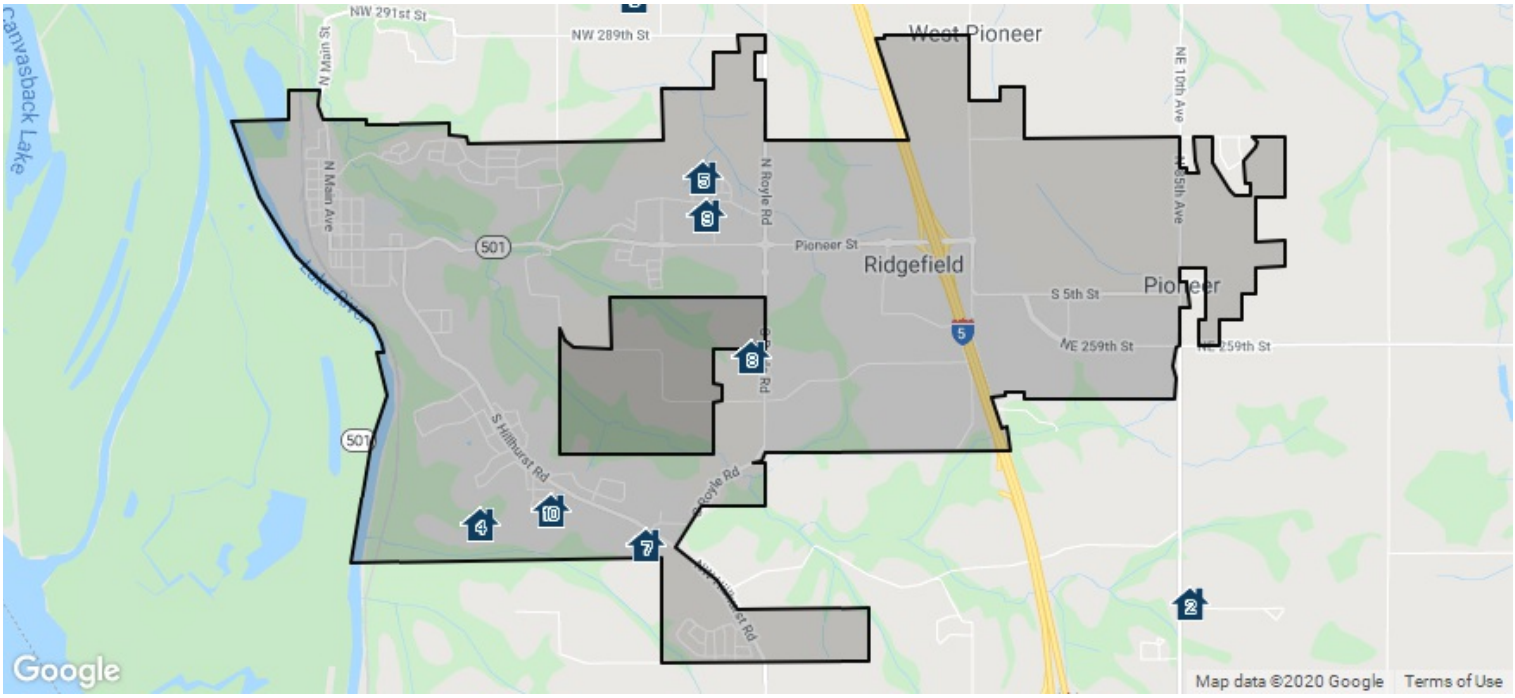

Pending Listings: 10

	Prop Type	Bed /Ba	Living Area (sq ft)	Lot Size (sq ft)	Listing Date	Listing Price	Pending Date	Price per sq. ft.
17331 NE 19th Dr	Single Family	2/2	1,732 sq ft	4,791	3/13/2020	$444,900	3/13/2020	$257

1 PENDING · *Pending as of 3/13/2020* *MLS ID: 20593243*

Gated award winning 55+ community with luxury finishes. 1 level homes with granite/quartz counters, hardwood floors, master suite w/full tile roll in shower, vaulted great room gas fireplace w/built ins, covered patio, fully fenced and landscaped. Conveniently located near shopping, hospital and freeways.

Listing Courtesy of Ginn Group Dba Ginn Homes

	Prop Type	Bed /Ba	Living Area (sq ft)	Lot Size (sq ft)	Listing Date	Listing Price	Pending Date	Price per sq. ft.
1014 NE 234th St	Single Family	4/2	3,360 sq ft	43,560	12/6/2019	$549,900	4/12/2020	$164

2 PENDING · *Bumpable Buyer as of 4/12/2020* *MLS ID: 19084250*

So much opportunity with this unique property! Two homes, large shop with office! The main home (1892sqft) has 4 bedrooms (2 on the main) 2 bathrooms and brand new flooring/baseboards/backsplash. 2nd home (1168sqft one level) has 2 bed/1 bath & office (possible 3rd bedroom). 36x50 shop has studio (300sqft) and office (300sqft). Great multi-generational or income property!

Listing Courtesy of Keller Williams Realty

	Prop Type	Bed /Ba	Living Area (sq ft)	Lot Size (sq ft)	Listing Date	Listing Price	Pending Date	Price per sq. ft.
29112 NW 41st Ave	Single Family	4/6	3,462 sq ft	874,684	2/27/2020	$1,195,000	3/20/2020	$345

3 PENDING · *Pending as of 3/20/2020* *MLS ID: 20389532*

Please contact LA to show. 20 acre estate just outside of the Ridgefield City Limits. Gated entry and paved driveway. Zoned 20 acre AG. Had been a working chestnut farm in the past. 1440 st ft drying shed & 2268 sq ft Barn with 5 separate garage doors provides opportunities for multiple uses. Large one level home, attached ADU Unit, plus dog run.Open pasture on west end of property. Great close-in property/location that allows many different options. Just minutes away from new shopping & stores.

Listing Courtesy of Berkshire Hathaway Homeservices Nw Real Estate

Copyright 2020 Realtors Property Resource® LLC. All Rights Reserved.
Information is not guaranteed. Equal Housing Opportunity.

Pending Listings: 10 (cont.)

	Prop Type	Bed /Ba	Living Area (sq ft)	Lot Size (sq ft)	Listing Date	Listing Price	Pending Date	Price per sq. ft.

4 PENDING · *Pending as of 4/13/2020* *MLS ID: 20003140*

2514 S 19th Ct	Single Family	4/3	2,638 sq ft	8,712	4/7/2020	$525,000	4/13/2020	$199

Beautiful 2018 built custom daylight ranch home on a private lot backing to greenspace with back gate which opens to hiking trails. Features gated driveway, stacked stone fireplace, quartz countertops, expansive engineered hardwood floors and built in bookcases. Kitchen includes stainless steel appliances with 5 burner gas range. Outside includes top of the line gutter guards, hot tub, sprinklers, privacy and much more. All this located in sought after Ridgefield School District. A MUST SEE !!

Listing Courtesy of John L. Scott Real Estate

5 PENDING · *Pending as of 4/13/2020* *MLS ID: 20206706*

3710 S 39th Pl	Single Family	3/3	2,064 sq ft	–	2/7/2020	$416,000	4/13/2020	$202

3 Car! Spacious two story with 3 bed plus loft perfect for home office. Enjoy many luxury features; WiFi Certified and Amazon smart home design. Slab granite counters, SS gas appliances, front/rear landscaping w/irrigation, fencing, A/C, gas fireplace, blinds and more. Est. completion 6/1/20. Photos similar, not actual. Ask about $4,500 toward close costs! Close to I-5, schools, shopping, etc.

Listing Courtesy of Lennar Sales Corp

8 PENDING · *Pending as of 4/13/2020* *MLS ID: 19493331*

2635 S Cherry Grove Way	Single Family	4/2	2,063 sq ft	7,405	9/25/2019	$419,995	4/13/2020	$204

MOVE IN READY! EZ TO SHOW!!! CALL FOR INFORMATION!!! Beautiful one level on spacious corner lot!! The Sedona features 4 bdrms, 2 ba, open greatroom, vaulted ceilings, covered patio, SS gas appliances, quartz countertops , oversized garage and more!! Walk to nearby Nat'l Wildlife Refuge, Ridgefield Outdoor Sports Complex, New schools & Community park. Warranty, $40/mo HOA, $4K closing cost incentive w/Bldr Lender. Includes blinds & garage door opener. Photos of actual home.

Listing Courtesy of D. R. Horton

7 PENDING · *Pending as of 4/11/2020* *MLS ID: 20376987*

3398 S Coopers Dr	Single Family	4/3	2,265 sq ft	7,405	4/8/2020	$424,900	4/11/2020	$188

Like new 2-story across from Ridgefield High School! Meticulously maintained, this home boasts engineered hardwood floors, kitchen w/slab granite counters, gas range, island, pantry, living rm w/corner gas fireplace. Also on main - den/office. Upstairs master suite w/soaking tub, walk-in closet, 2 additional bdrms, lrg 4th bdrm/bonus w/walk-in closet, laundry rm. This corner lot is fully fenced & beautifully landscaped. Enjoy walking path to new middle school & sports complex! Please see video!

Listing Courtesy of Cano Real Estate Llc

8 PENDING · *Pending as of 4/12/2020* *MLS ID: 20643088*

2120 S Meadowlark Dr	Single Family	4/3	2,297 sq ft	–	2/23/2020	$379,995	4/12/2020	$165

WE ARE BY APPOINTMENT ONLY, FOR SHOWING. BEST VALUE IN RIDGEFIELD! The Cambridge features open concept living, formal dining & HUGE upper bonus. Luxurious Mstr, "Smart Home" Pkg. Enjoy nearby Ridgefield Outdoor Rec Complex, Wildlife Reserve, parks and trails. PHOTOS FROM MODEL. Finishes may differ. $5000 Closing costs incentives W/preferred lender DHI.

Listing Courtesy of D. R. Horton

8 PENDING · *Pending as of 4/10/2020* *MLS ID: 20203409*

206 N 39th Ct	Single Family	3/2	1,705 sq ft	4,356	3/3/2020	$389,900	4/10/2020	$229

Beautiful one level home in the sought after Ridgefield area! This gem boasts high ceilings throughout, lots of natural light and a fantastic great room floor plan! French doors into the den and wonderful gourmet kitchen with island and sizable pantry. Spacious master suite with walk-in closet and two other nice sized bedrooms. Charming outdoor living area with a covered patio and low maintenance yard Close to parks, trails, freeway, wineries and a new grocery store with shops and restaurants!

Listing Courtesy of Professional Realty Srvc Of Wa

Copyright 2020 Realtors Property Resource® LLC. All Rights Reserved.
Information is not guaranteed. Equal Housing Opportunity.

Pending Listings: 10 (cont.)

	Prop Type	Bed /Ba	Living Area (sq ft)	Lot Size (sq ft)	Listing Date	Listing Price	Pending Date	Price per sq. ft.
10 PENDING · *Pending as of 4/11/2020* *MLS ID: 20380383*								
2646 S Cherry Grove Way	Single Family	5/3	2,506 sq ft	4,791	2/11/2020	$409,995	4/11/2020	$164

MOVE IN READY!!! EZ TO SHOW!!! SCHEDULE YOUR APPT TODAY! NOW $414,995! The New Rockport multi-generational living w/bdrm & bath on main + 4 add'l bdrms & bonus rm. Plenty of room for everyone!! Luxurious Mstr, covered patio & "Smart Home" Pkg. Walk to nearby Ridgefield Outdoor Rec Complex, Wildlife Refuge & Community Park. Warr, HOA $40/MO. $4K closing costs w/Bldrs Lndr. Photos of actual home. Sales Office/Model open by appt.

Listing Courtesy of D. R. Horton

Copyright 2020 Realtors Property Resource® LLC. All Rights Reserved.
Information is not guaranteed. Equal Housing Opportunity.

RMLS | Market Activity Report

Ridgefield, Washington

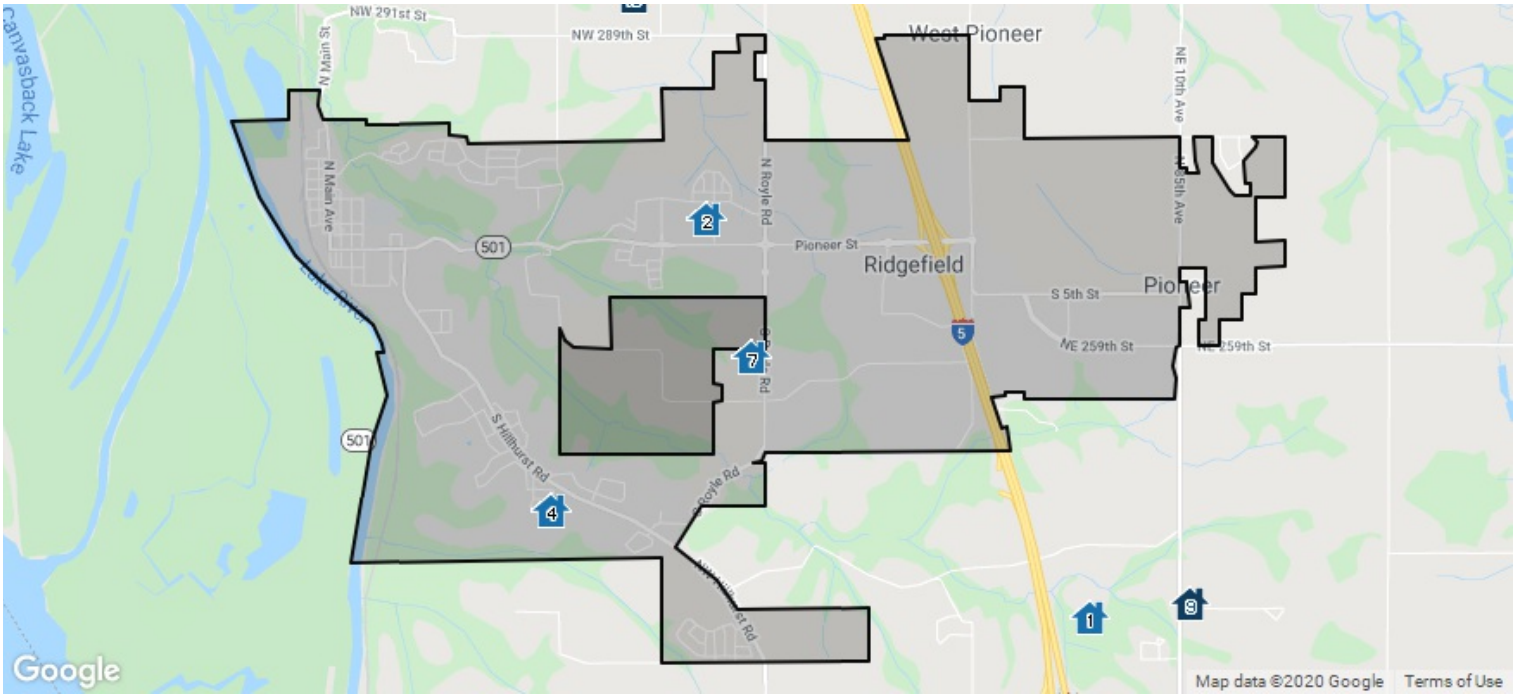

Price Changes: 10

	Prop Type	Bed /Ba	Living Area (sq ft)	Orig. Listing Date	Orig. Price	New Price	Date of Chg.	% Chg.
101 NW 233rd St	Single Family	3/2	2,110 sq ft	2/14/2020	$925,000	$899,900	4/15/2020	-2.71%

1 FOR SALE · *Active: 2/14/2020* *MLS ID: 20573245*

Retreat to your luxury ranch in tranquil,gated community with quick access to services,hospital,restaurants and the I-5.Custom, superior quality.Great Room,stone fireplace,big window seat,LVP flooring throughout-no carpet!Master is separate from guest bedrooms.Great storage,generous walk-in pantry,laundry room offers an abundance of cabinets.Large,under-roof patio with gas hook-up and ceiling fan.Oversized,finished garage offers a man door,vacuum system for cars.Private setting near nature.

Listing Courtesy of John L. Scott, Inc.

	Prop Type	Bed /Ba	Living Area (sq ft)	Orig. Listing Date	Orig. Price	New Price	Date of Chg.	% Chg.
138 N 39th Ct	Single Family	3/2	1,817 sq ft	2/16/2020	$469,999	$454,999	4/15/2020	-3.19%

2 FOR SALE · *Active: 2/16/2020* *MLS ID: 20332543*

Absolutely stunning ranch w/spacious 3 car garage in beautiful Laurel Heights!Convenient to dining&shopping at brand new Rosauers fresh organic marketplace!Better than new fully loaded one level w/tons of upgrades&hi ceilings,feels like a model hm!Enjoy morning coffee at the eating bar in your sensational slab granite kitchen w/tile backsplash,stnlss applncs opens to spacious lvng&great rm w/gas fireplace,gorgeous hdwds thruout!Amazing Master suite w/wi-clos,wi-shwr,soak tub,dbl sinks&more!

Listing Courtesy of Berkshire Hathaway Homeservices Nw Real Estate

	Prop Type	Bed /Ba	Living Area (sq ft)	Orig. Listing Date	Orig. Price	New Price	Date of Chg.	% Chg.
2728 S Harper Way	Single Family	4/2	2,063 sq ft	3/11/2020	$428,995	$421,995	4/15/2020	-1.63%

3 FOR SALE · *Active: 3/11/2020* *MLS ID: 20196742*

OPEN BY APPOINTMENT, PLEASE CALL FOR SHOWING INFORMATION! One level living! The Sedona plan features 4 bdrms, 2 ba, open greatroom, vaulted ceilings, covered deck, SS gas appliances, quartz countertops, extra deep garage, "Smart Home Pkg" and more!! Walk to nearby Nat'l Wildlife Refuge, Ridgefield Outdoor Sports Complex, New schools and Community park. Builder warranty, $40/mo HOA. $4 K Closing cost incentive w/Bldr Lender. Photo same plan, not actual home. Est June completion.

Listing Courtesy of D. R. Horton

RPR®

Copyright 2020 Realtors Property Resource® LLC. All Rights Reserved.
Information is not guaranteed. Equal Housing Opportunity.

Price Changes: 10 (cont.)

	Prop Type	Bed /Ba	Living Area (sq ft)	Orig. Listing Date	Orig. Price	New Price	Date of Chg.	% Chg.

4 FOR SALE · *Active: 3/10/2020* *MLS ID: 20528189*

2744 S Harper Way	Single Family	4/2	1,798 sq ft	3/10/2020	$404,995	$399,995	4/15/2020	-1.23%

OUR SALES OFFICE & MODEL HOME IS OPEN BY APPOINTMENT!! The new Sequoia features 4 bdrms, 2 ba, open greatroom w/ gas fireplace, massive kitchen island, covered patio, SS gas appliances, quartz countertops, Smart Home Systems and more!! Walk to nearby Nat'l Wildlife Refuge, Ridgefield Outdoor Sports Complex, New schools & Community park. Builder warr, $40/mo HOA, $4K closing cost incentive w/Bldr Lender. Est June completion. Photo rendering.

Listing Courtesy of D. R. Horton

5 FOR SALE · *Active: 2/12/2020* *MLS ID: 20116136*

2048 S Meadowlark Dr	Single Family	3/3	1,441 sq ft	2/12/2020	$319,995	$316,995	4/15/2020	-0.94%

WE ARE BY APPOINTMENT ONLY, FOR SHOWING. EXPRESS BY DR HORTON NOW SELLING IN BEAUTIFUL TAVERNER RIDGE!! The Willow features open greatroom, 3 bdrms, 2 1/2 ba, upper tech niche/flex space & spacious Mstr suite. Enjoy great schools, numerous community parks & trails. May completion. $4000 Closing Costs pd w/Builder's Lender. $60/mo HOA. Home Warranty!! PHOTO is FILE, similar finishes. .

Listing Courtesy of D. R. Horton

8 FOR SALE · *Active: 2/23/2020* *MLS ID: 20192639*

2054 S Meadowlark Dr	Single Family	4/3	2,297 sq ft	2/23/2020	$404,995	$389,995	4/15/2020	-3.7%

WE ARE BY APPOINTMENT ONLY, FOR SHOWING. BEST VALUE IN RIDGEFIELD! The Cambridge features open concept living, formal dining & HUGE upper bonus. Luxurious Mstr, "Smart Home" Pkg. Enjoy nearby Ridgefield Outdoor Rec Complex, Wildlife Reserve, parks and trails. PHOTOS FROM MODEL. Finishes may differ. Closing costs incentives W/preferred lender DHI. Photos of model may differ.

Listing Courtesy of D. R. Horton

7 FOR SALE · *Active: 2/23/2020* *MLS ID: 20213491*

2066 S Meadowlark Dr	Single Family	4/3	2,297 sq ft	2/23/2020	$405,995	$394,995	4/15/2020	-2.71%

WE ARE BY APPOINTMENT ONLY, FOR SHOWING. BEST VALUE IN RIDGEFIELD! The Cambridge features open concept living, formal dining & HUGE upper bonus. Luxurious Mstr, "Smart Home" Pkg. Enjoy nearby Ridgefield Outdoor Rec Complex, Wildlife Reserve, parks and trails. PHOTOS FROM MODEL. Finishes may differ. Closing costs incentives W/preferred lender DHI. Photos of model may differ.

Listing Courtesy of D. R. Horton

8 FOR SALE · *Active: 3/6/2020* *MLS ID: 20371057*

21213 NE 15th Ave	Single Family	3/1	952 sq ft	3/6/2020	$494,900	$484,900	3/20/2020	-2.02%

Animal lovers Delight! Fully fenced 4.4 acres w/ Barn, 3 loafing sheds, chicken coop and all usable pasture. Some cross-fencing to remain and yard is fully fenced for dogs. Home has updated kitchen, hardwood floors, main floor bedroom and french doors leading to covered deck. Ductless heat pump installed last Fall.

Listing Courtesy of Weichert Realtors, Equity Nw

9 PENDING · *Burnpable Buyer as of 4/12/2020* *MLS ID: 19084250*

1014 NE 234th St	Single Family	4/2	3,360 sq ft	12/6/2019	$579,000	$549,900	1/30/2020	-5.03%

So much opportunity with this unique property! Two homes, large shop with office! The main home (1892sqft) has 4 bedrooms (2 on the main) 2 bathrooms and brand new flooring/baseboards/backsplash. 2nd home (1168sqft one level) has 2 bed/1 bath & office (possible 3rd bedroom). 36x50 shop has studio (300sqft) and office (300sqft). Great multi-generational or income property!

Listing Courtesy of Keller Williams Realty

Copyright 2020 Realtors Property Resource® LLC. All Rights Reserved.
Information is not guaranteed. Equal Housing Opportunity.

Price Changes: 10 (cont.)

	Prop Type	Bed /Ba	Living Area (sq ft)	Orig. Listing Date	Orig. Price	New Price	Date of Chg.	% Chg.

PENDING · *Pending as of 3/20/2020* *MLS ID: 20389532*

29112 NW 41st Ave	Single Family	4/6	3,462 sq ft	2/27/2020	$1,150,000	$1,195,000	3/10/2020	3.91%

Please contact LA to show. 20 acre estate just outside of the Ridgefield City Limits. Gated entry and paved driveway. Zoned 20 acre AG. Had been a working chestnut farm in the past. 1440 st ft drying shed & 2268 sq ft Barn with 5 separate garage doors provides opportunities for multiple uses. Large one level home, attached ADU Unit, plus dog run.Open pasture on west end of property. Great close-in property/location that allows many different options. Just minutes away from new shopping & stores.

Listing Courtesy of Berkshire Hathaway Homeservices Nw Real Estate

Copyright 2020 Realtors Property Resource® LLC. All Rights Reserved.
Information is not guaranteed. Equal Housing Opportunity.

Market Activity Report

Ridgefield, Washington

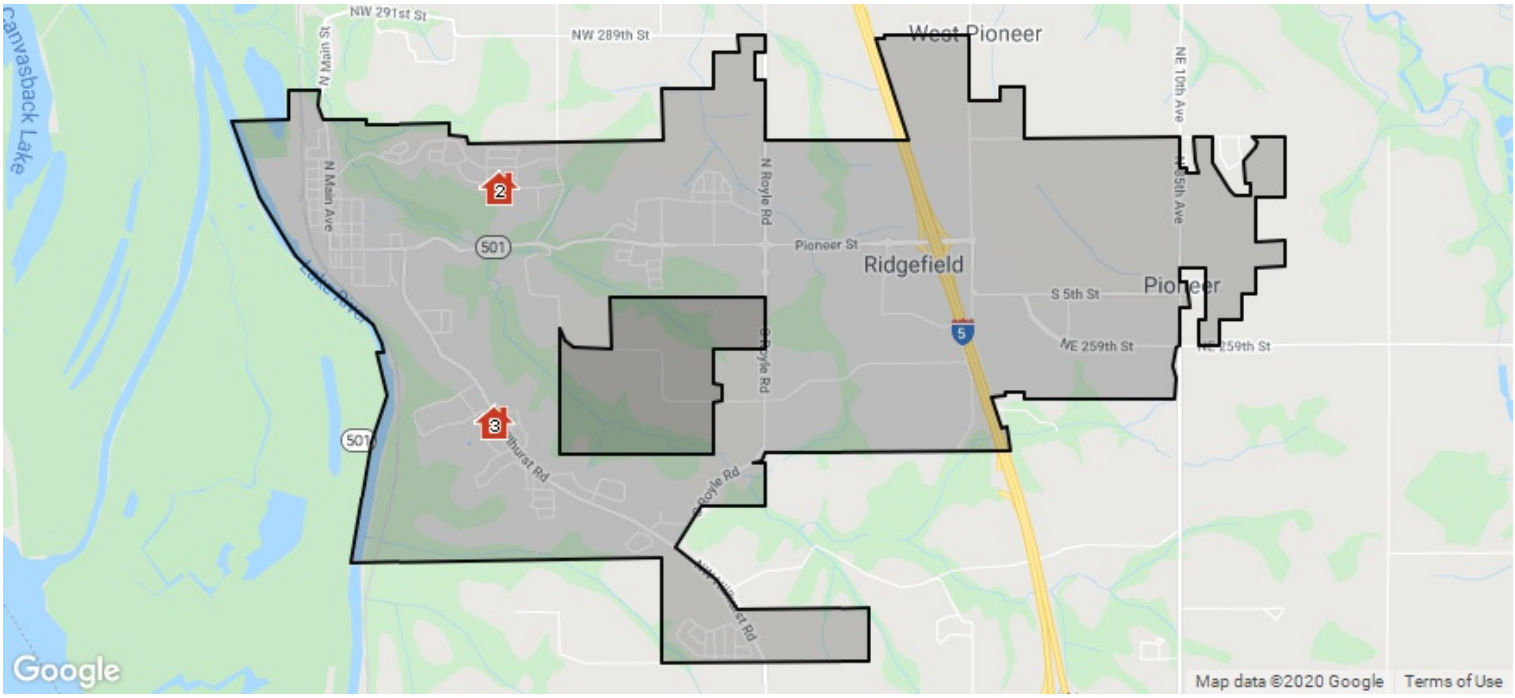

Distressed Activity: 3

	Prop Type	Bed /Ba	Living Area (sq ft)	Lot Size (sq ft)	Listing Price	Listing Date	Distressed Date	Status
1 OFF MARKET · *Preforeclosure, Notice of Trustee Sale* *MLS ID: –* **7002 NW 192nd St** –	Single Family	4/3	3,579 sq ft	48,787	–	–	12/19/2019	Preforeclosure
2 OFF MARKET · *Preforeclosure, Notice of Trustee Sale* *MLS ID: –* **1900 N 5th Way** –	Single Family	3/2	1,827 sq ft	8,824	–	–	2/4/2020	Preforeclosure
3 OFF MARKET · *Preforeclosure, Notice of Trustee Sale* *MLS ID: –* **1710 S Dusky Dr** –	Single Family	3/3	2,878 sq ft	6,991	–	–	12/31/2019	Preforeclosure

Copyright 2020 Realtors Property Resource® LLC. All Rights Reserved.
Information is not guaranteed. Equal Housing Opportunity.

RMLS | Market Activity Report

Ridgefield, Washington

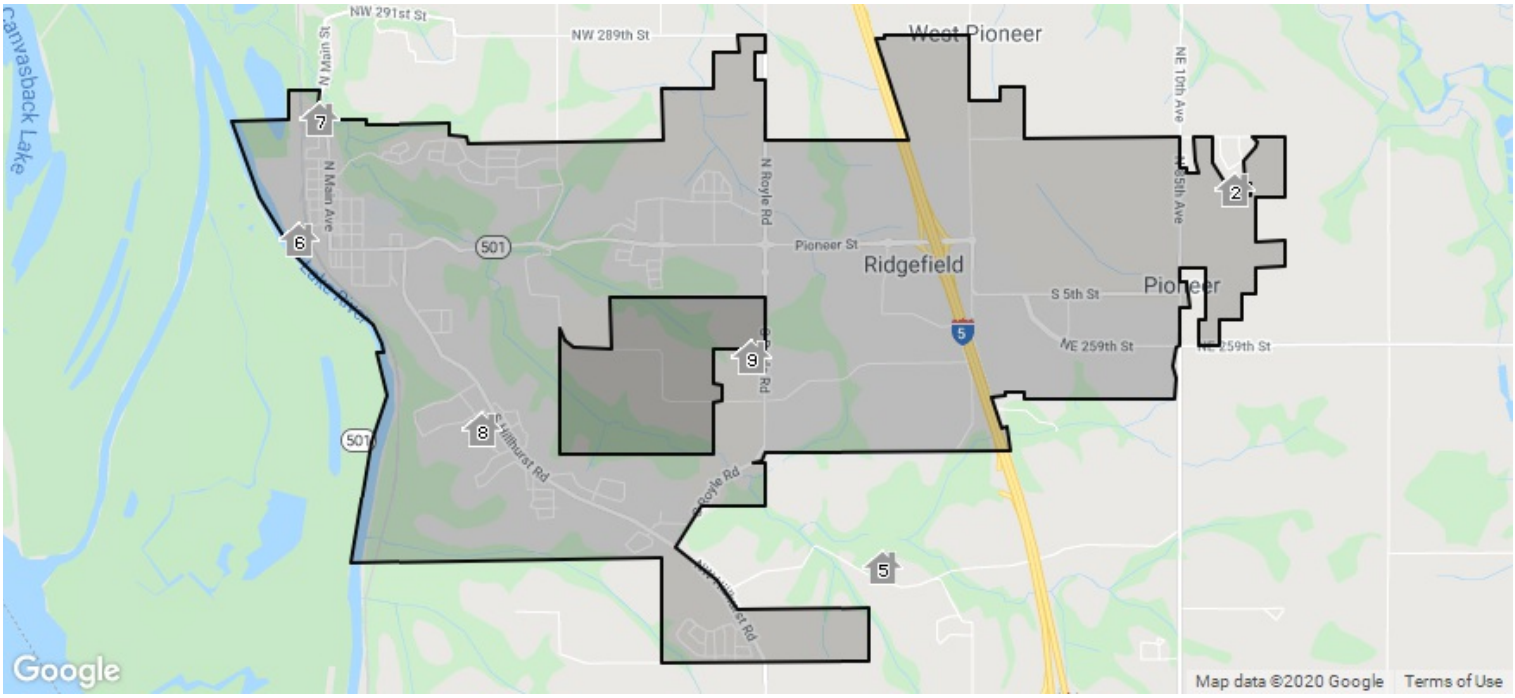

Expired Listings: 10

	Prop Type	Bed /Ba	Living Area (sq ft)	Lot Size (sq ft)	Year Built	Listing Price	Expired Date	Price per sq. ft.

1 RECENTLY EXPIRED · *MLS Listing 19256878: 4/15/2019* *MLS ID: 19256878*

1708 NE 172nd St	Single Family	3/3	1,978 sq ft	4,356	2019	$377,400	4/12/2020	$193

Beautiful home with 4 bedroom or 3 bedroom with a loft. Open great room featuring a gas fireplace flowing into your kitchen with stainless steel appliances and large island great for entertaining. Come in and customize your own color pallette from your granite or quartz coumter tops to your master shower tile design and so much more! Includes a 10 yr home warranty.

Listing Courtesy of Real Estate Performance Group Llc

2 EXPIRED · *MLS Listing 19404965: 8/1/2019* *MLS ID: 19404965*

27401 NE 14th Ct	Single Family	4/4	2,814 sq ft	55,321	2002	$685,000	3/31/2020	$238

Custom home on a cul-de-sac in an established neighborhood of one acre lots.Privacy, yet close to the freeway for easy commuting needs. Hi-end finishes throughout.Hard floor surfaces in much of the house. Kitchen offers gas cooktop and double oven along with concrete slab counters.So many unique touches, must see.1.27 acres with nice setting, large patio, two firepits, hot tub, RV parking, outbuilding and an infield baseball diamond!

Listing Courtesy of Fbr Realty, Inc.

3 EXPIRED · *MLS Listing 19311672: 8/23/2019* *MLS ID: 19311672*

1414 NW 211th Cir	Single Family	4/4	6,261 sq ft	217,800	1995	$1,297,000	3/31/2020	$176

Custom Built Daylight Ranch. Cosmetic Fixer-Seller is Motivated/All Offers will be Submitted and Reviewed Upon Receipt. 5 Acres, & Amazing View. Sunroom, Den, plus large utility room has space for fridge or freezer. 3 Car Garage, with large lower garage & shop, 4 Bedrooms, Private Dining Room, 3 1/2 Baths. 2 Fireplaces, + MORE. All appliances and window coverings stay. Cosmetic fixer with potential!

Listing Courtesy of Century 21 Northwest

RPR®

Copyright 2020 Realtors Property Resource® LLC. All Rights Reserved.
Information is not guaranteed. Equal Housing Opportunity.

Expired Listings: 10 (cont.)

	Prop Type	Bed /Ba	Living Area (sq ft)	Lot Size (sq ft)	Year Built	Listing Price	Expired Date	Price per sq. ft.

4 EXPIRED · *MLS Listing 19288527: 1/8/2020* *MLS ID: 19288527*

17903 NW 41st Ave	Single Family	3/3	3,280 sq ft	10,890	1940	$160,000	3/13/2020	$49

NO SHOWINGS ALLOWED, CALL LA W/ QUESTIONS

Listing Courtesy of Berkshire Hathaway Homeservices Nw Real Estate

5 EXPIRED · *MLS Listing 19178925: 12/11/2019* *MLS ID: 19178925*

1820 NW Carty Rd	Single Family	6/3	3,246 sq ft	764,478	1950	$1,250,000	2/29/2020	$308

Development / Investor opportunity. 2 Tax parcels totaling 17.55 acres. Zoned R-22 currently in the county Urban Holding (UH-10). It's only a matter of time before this property is annexed into the Ridgefield city limits. Great future investment.

Listing Courtesy of Nw Rose Real Estate

6 EXPIRED · *MLS Listing 19072329: 11/16/2019* *MLS ID: 19072329*

5 W Mill St, Unit C24	Single Family	1/1	630 sq ft	4,940	1960	$75,000	2/29/2020	$95

Floating home in Ridgefield Marina on Lake River. Fish from the dock or launch your boat from the deck and be fishing in minutes on the Columbia River. Nature is right out your front door... geese, ducks, many different birds. Great neighbors...boat, kayak, water sports. Seller will consider carrying a contract. Call Don for details.

Listing Courtesy of Pro Realty Group Nw, Llc

7 EXPIRED · *MLS Listing 19163665: 8/24/2019* *MLS ID: 19163665*

1120 N 1st Ave	Single Family	4/3	2,481 sq ft	5,662	2006	$419,000	2/28/2020	$169

Quiet cul-de-sac location with permanent greenbelt setting. Hardwood floors from entry through kitchen. Granite counters, pine cabinets, SS appliances & 9' ceilings on main. Nest Thermostat. Huge Master; jetted tub; double vanity; walk-in closet, views of wildlife refuge. Large 4th bedroom upstairs (or bonus room). Walking distance to Abrams Park, Kayak/boat launch, waterfront trails & restaurants. Well manicured yard with shed.

Listing Courtesy of Windermere Stellar

8 EXPIRED · *MLS Listing 19244983: 7/6/2019* *MLS ID: 19244983*

2116 S Taverner Dr	Single Family	3/3	1,743 sq ft	3,484	2019	$329,995	2/28/2020	$191

Express by DR Horton is selling now in BEAUTIFUL TAVERNER RIDGE!! The AMBER features open great room, 3 bdrms, 2 1/2 ba, LOFT/DEN, spacious Mstr suite w/walk in closet. Huge windows w/great views! Enjoy numerous community parks & trails and nearby Ridgefield National Wildlife Refuge. July completion. $3000 Closing Costs pd w/Builder's Lender. $60/mo HOA. Home Warranty!! Sales Off/Model Home open WED-SUN 10-6, Mon & Tues by appt.

Listing Courtesy of D. R. Horton

9 EXPIRED · *MLS Listing 19199829: 8/2/2019* *MLS ID: 19199829*

3614 S Star View Loop	Single Family	3/3	2,064 sq ft	6,999	2019	$416,250	2/27/2020	$202

Spacious 2-story with 3 bed/2.5 ba plus loft. Enjoy many luxury features including Amazon home automation! Wi-Fi Certified home design. Slab granite counters, and stainless steel appliances, front/rear landscaping with sprinkler, fencing, A/C, tankless heater, gas fireplace, blinds. $4500 closing costs with preferred lender. Estimated completion October 2019. Photos from another home, same plan. Come see this stunning home!

Listing Courtesy of Lennar Sales Corp

10 EXPIRED · *MLS Listing 19383052: 8/15/2019* *MLS ID: 19383052*

15917 NE Union Rd, Unit 65	Single Family	3/3	2,011 sq ft	34,434	1995	$315,000	2/15/2020	$157

Great townhouse in desirable Whipple Creek Condominiums well-established, quiet community near-everything in the Salmon Creek area. Two spacious Master suites upstairs (Jacuzzi) and third bedroom and bathroom on main. Many windows keep the well-designed open space light and bright. Vaulted living room w/ pellet fireplace. Oversized 2-car garage. Storage galore. Composite deck.

Listing Courtesy of List4FlatFee.Com

Copyright 2020 Realtors Property Resource® LLC. All Rights Reserved.
Information is not guaranteed. Equal Housing Opportunity.

About RPR (Realtors Property Resource)

- Realtors Property Resource® is a wholly owned subsidiary of the National Association REALTORS®.
- RPR offers comprehensive data – including a nationwide database of 164 million properties – as well as powerful analytics and dynamic reports exclusively for members of the NAR.
- RPR's focus is giving residential and commercial real estate practitioners, brokers, and MLS and Association staff the tools they need to serve their clients.
- This report has been provided to you by a member of the NAR.

About RPR's Data

RPR generates and compiles real estate and other data from a vast array of sources. The data contained in your report includes some or all of the following:

- **Listing data** from our partner MLSs and CIEs, and related calculations, like estimated value for a property or median sales price for a local market.
- **Public records data** including tax, assessment, and deed information. Foreclosure and distressed data from public records and RealtyTrac.
- **Market conditions and forecasts** based on listing and public records data.
- **Census and employment data** from the U.S. Census and the U.S. Bureau of Labor Statistics.
- **Demographics and trends data** from Esri. The data in commercial and economic reports includes Tapestry Segmentation, which classifies U.S. residential neighborhoods into unique market segments based on socioeconomic and demographic characteristics.
- **Business data** including consumer expenditures, commercial market potential, retail marketplace, SIC and NAICS business information, and banking potential data from Esri.
- **School data and reviews** from Niche.
- **Specialty data sets** such as walkability scores, traffic counts and flood zones.

Update Frequency

- Listings and public records data are updated on a continuous basis.
- Charts and statistics calculated from listing and public records data are refreshed monthly.
- Other data sets range from daily to annual updates.

Learn more

For more information about RPR, please visit RPR's public website: http://blog.narrpr.com

Copyright 2020 Realtors Property Resource® LLC. All Rights Reserved.
Information is not guaranteed. Equal Housing Opportunity.

RMLS™

MARKET ACTIVITY REPORT

Vancouver, Washington

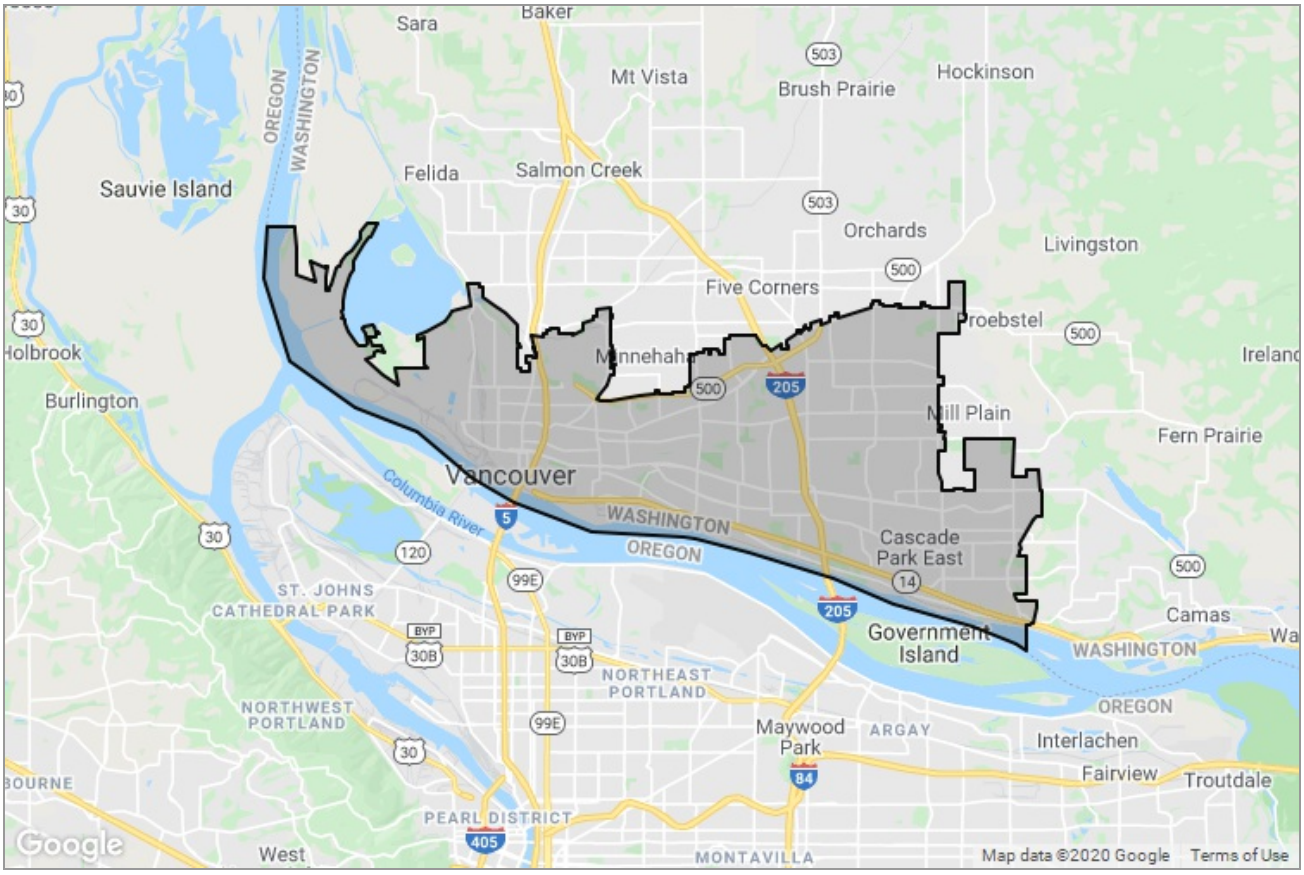

Presented by

Josh Thomas | **Real Estate Broker**

The Handris Realty Company

Mobile: (360) 901-2280 | Office: (360) 695-9292

Main: Josh.Thomas@jetyourestate.com
Broker: www.jetyourestate.com |
Broker: www.facebook.com/jetyourestate

The Handris Realty Company
15524 SE Mill Plain Blvd.
Vancouver, WA 98684

RPR®

Copyright 2020 Realtors Property Resource® LLC. All Rights Reserved.
Information is not guaranteed. Equal Housing Opportunity.

Vancouver, Washington

Market Snapshot: Estimated Home Values

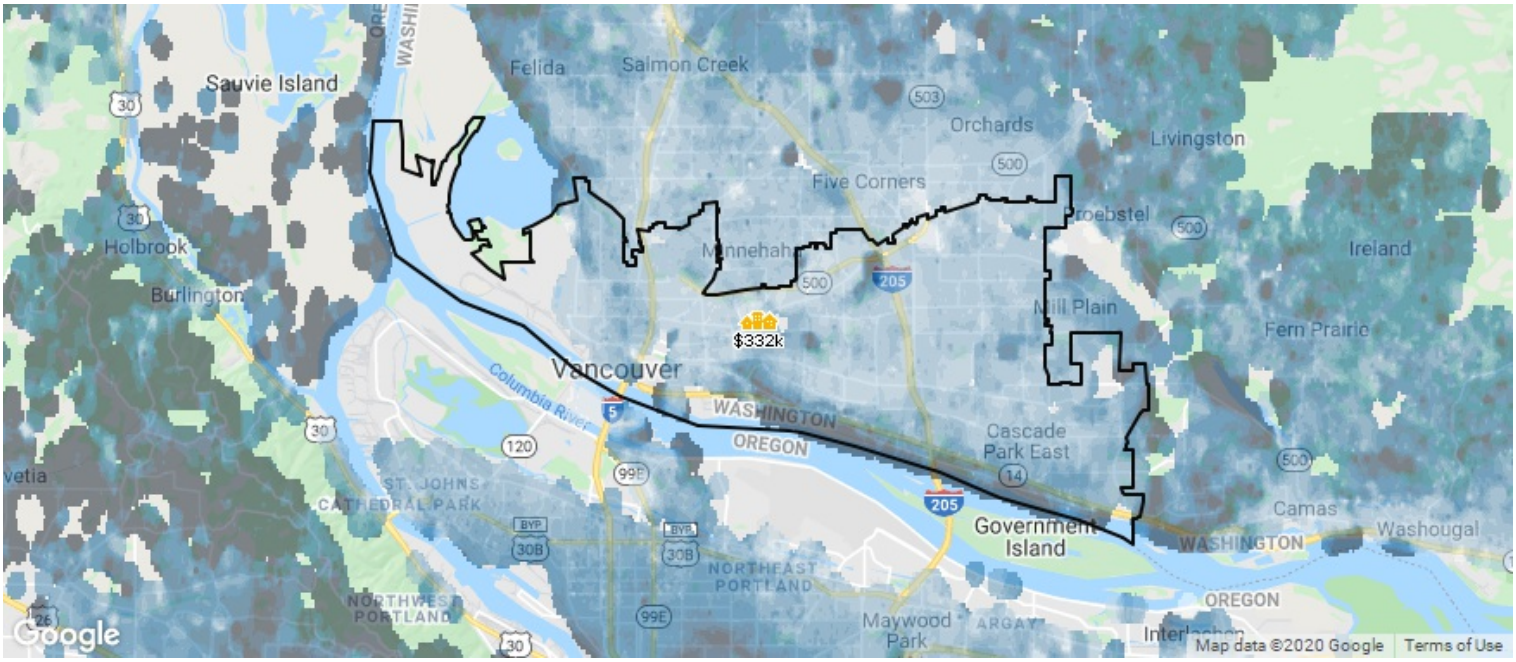

This map layer shows the average estimated home values, based on the AVMs and RVMs® for properties in an area. Source(s): Public records and MLS data where licensed; updated Quarterly.

Median Est. Home Value	Change Over Last Month	Change Over Last Quarter	Change Over Last 12 Months	Change Over Last 24 Months
$332K	↑ **0.71%**	↓ **3.76%**	↓ **0.61%**	↑ **5.47%**
Updated: 3/31/2020				

*About this Data: Estimated home values are generated by a valuation model and are not formal appraisals. Valuations are based on public records and MLS data where licensed. The metrics shown here reflect **All Residential Properties** data.*

Copyright 2020 Realtors Property Resource® LLC. All Rights Reserved.
Information is not guaranteed. Equal Housing Opportunity.

Vancouver, Washington

Market Snapshot: 12-Month Change in Estimated Value

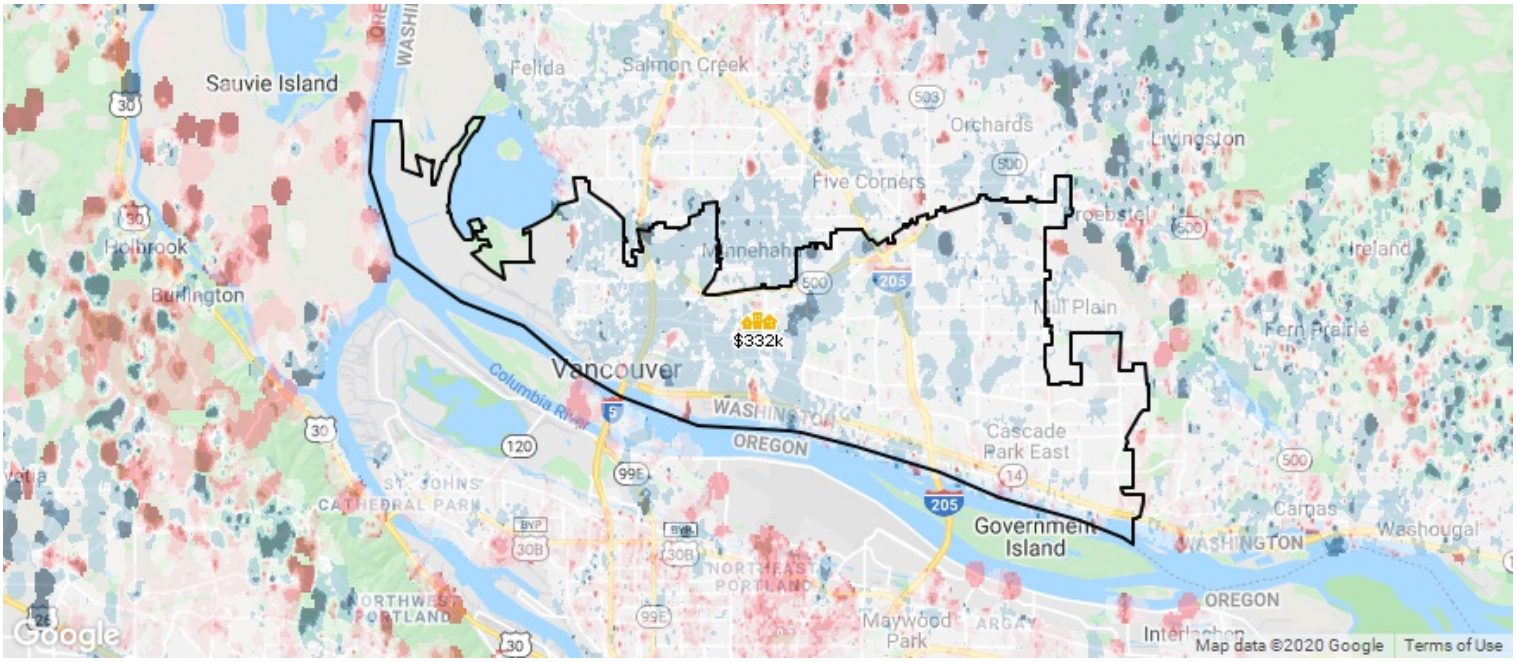

-15% 2.5% +20%

This map layer shows the change in estimated home values over the past 12 months, based on the AVMs and RVMs® for properties in an area. Source(s): Public records and MLS data where licensed; updated Quarterly.

Median Est. Home Value	Change Over Last 12 Months	Change Over Last 24 Months	Change Over Last 36 Months
$332K	**0.61%**	**5.47%**	**17.08%**
Updated: 3/31/2020			

*About this Data: Estimated home values are generated by a valuation model and are not formal appraisals. Valuations are based on public records and MLS data where licensed. The metrics shown here reflect **All Residential Properties** data.*

Copyright 2020 Realtors Property Resource® LLC. All Rights Reserved.
Information is not guaranteed. Equal Housing Opportunity.

Vancouver, Washington

Market Snapshot: Concentration of Distressed Properties

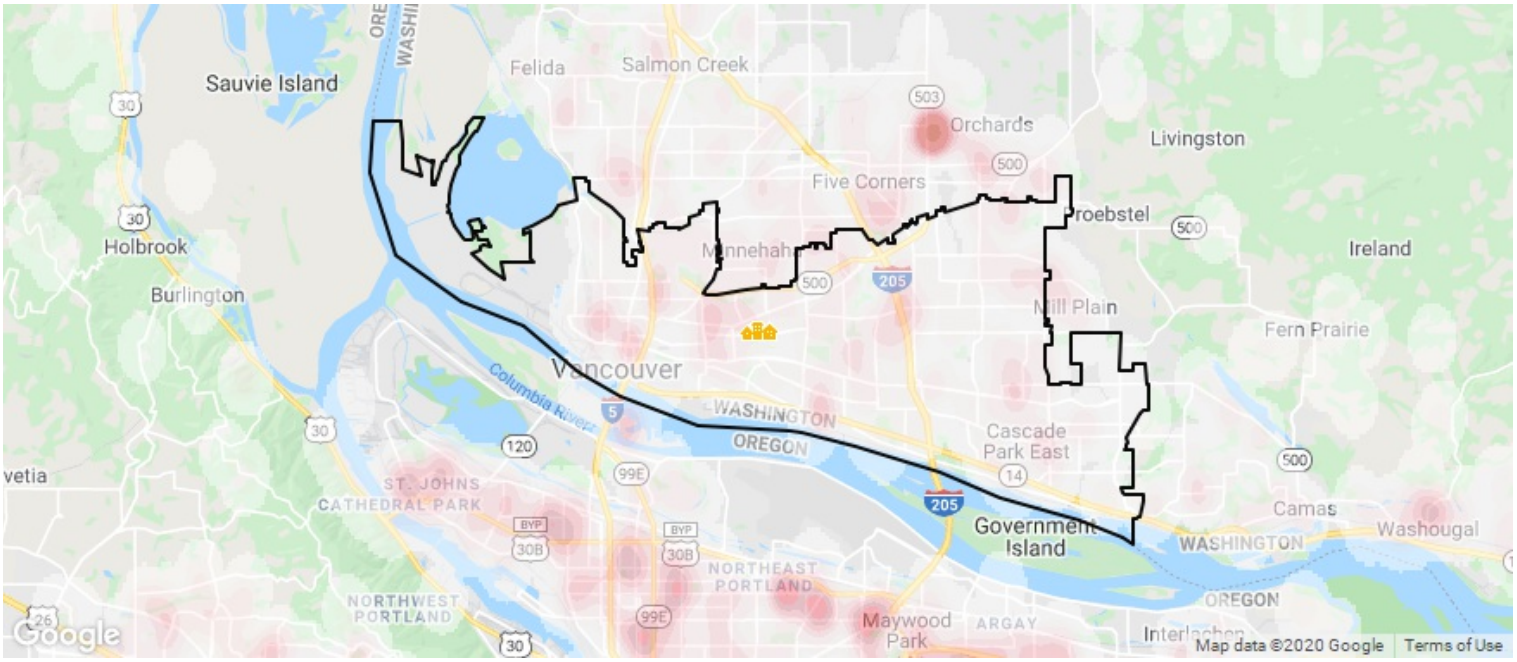

Low — High

This map layer shows the concentration of distressed properties, in areas where RPR has MLS data.
Source(s): MLS data; updated Quarterly.

Total # of Distressed Properties	# of Pre-Foreclosures	# of Foreclosures	# of Short Sales
65	**27**	**38**	**0**
Updated: 4/15/2020			

)

*About this data: The metrics displayed here reflect distressed property counts (listings and public records) for **All Residential Properties** as of 4/15/2020.*

Copyright 2020 Realtors Property Resource® LLC. All Rights Reserved.
Information is not guaranteed. Equal Housing Opportunity.

Vancouver, Washington

Market Snapshot: Sales Price

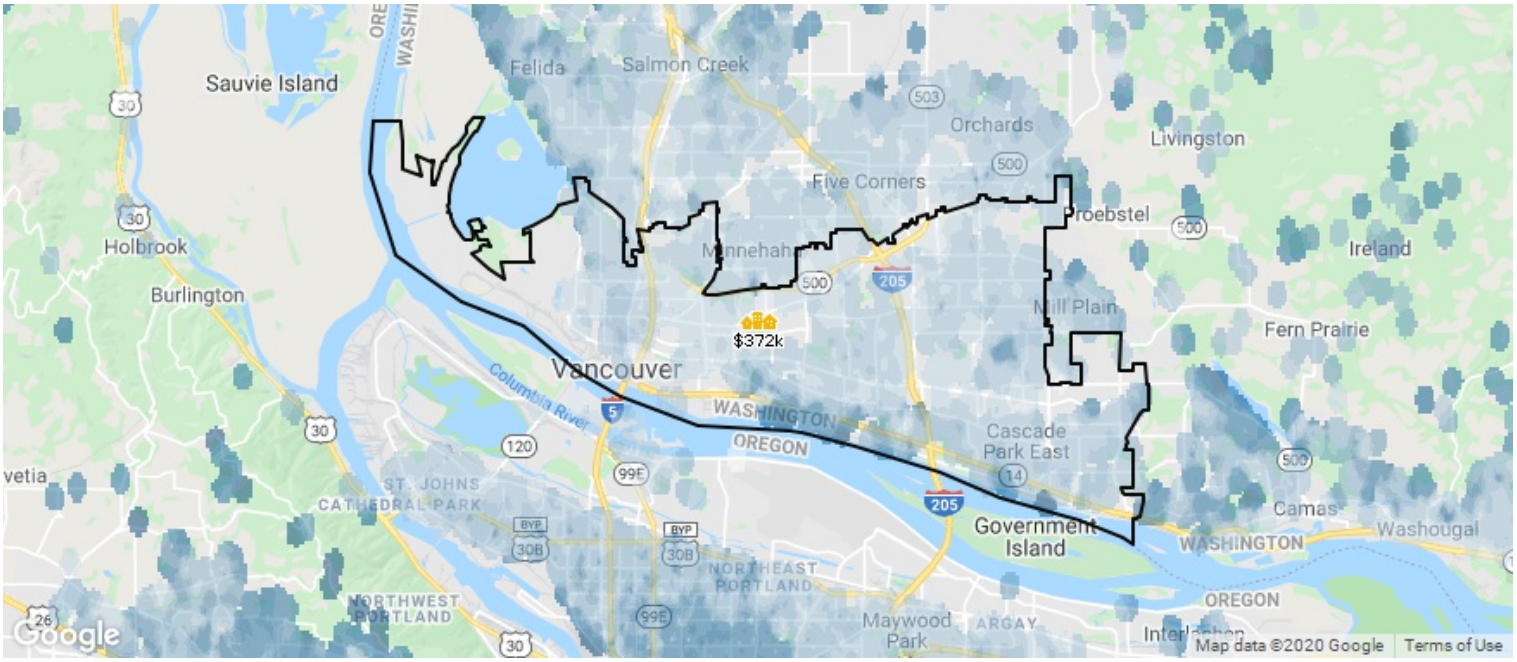

<$100k $500k >$5m

This map layer shows the average sales price for properties sold in the previous six months, in areas where RPR has MLS data. Source(s): MLS data; updated Quarterly.

Median Sales Price	Change Over Last Month	Change Over Last Quarter	Change Over Last 12 Months	Change Over Last 24 Months
$372K	↑ **2.13%**	↑ **6.29%**	↑ **14.46%**	↑ **20.19%**
Updated: 3/31/2020				

*About this data: The Metrics displayed here reflect median sales price for **All Residential Properties** using **MLS listing** data.*

Copyright 2020 Realtors Property Resource® LLC. All Rights Reserved.
Information is not guaranteed. Equal Housing Opportunity.

Vancouver, Washington

Market Snapshot: List Price

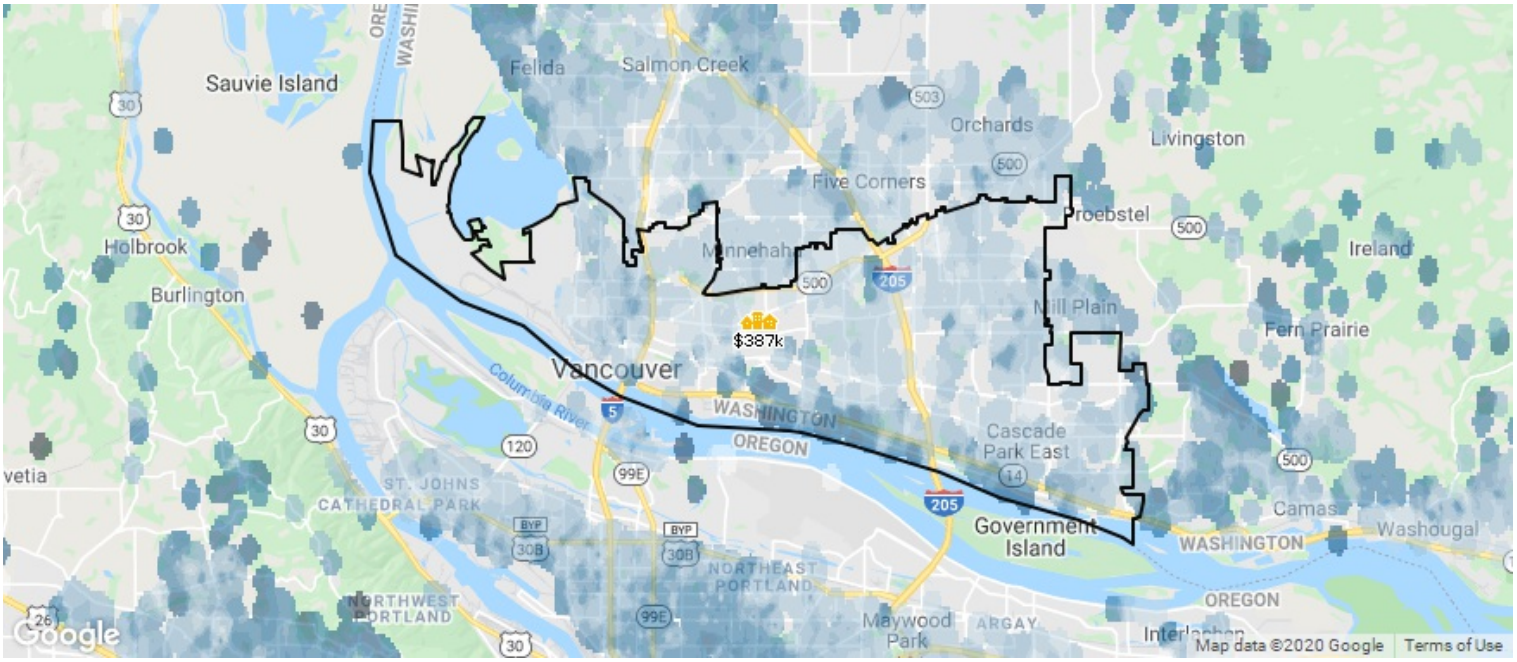

This map layer shows the average listing price for properties in the previous six months, in areas where RPR has MLS data. Source(s): MLS data; updated Quarterly.

Median List Price	Change Over Last Month	Change Over Last Quarter	Change Over Last 12 Months	Change Over Last 24 Months
$387K	**0.52%**	**1.83%**	**7.5%**	**14.9%**
Updated: 3/31/2020				

*About this data: The Metrics displayed here reflect median list price for **All Residential Properties** using **MLS listing** data.*

Copyright 2020 Realtors Property Resource® LLC. All Rights Reserved.
Information is not guaranteed. Equal Housing Opportunity.

Market Activity Summary Stats

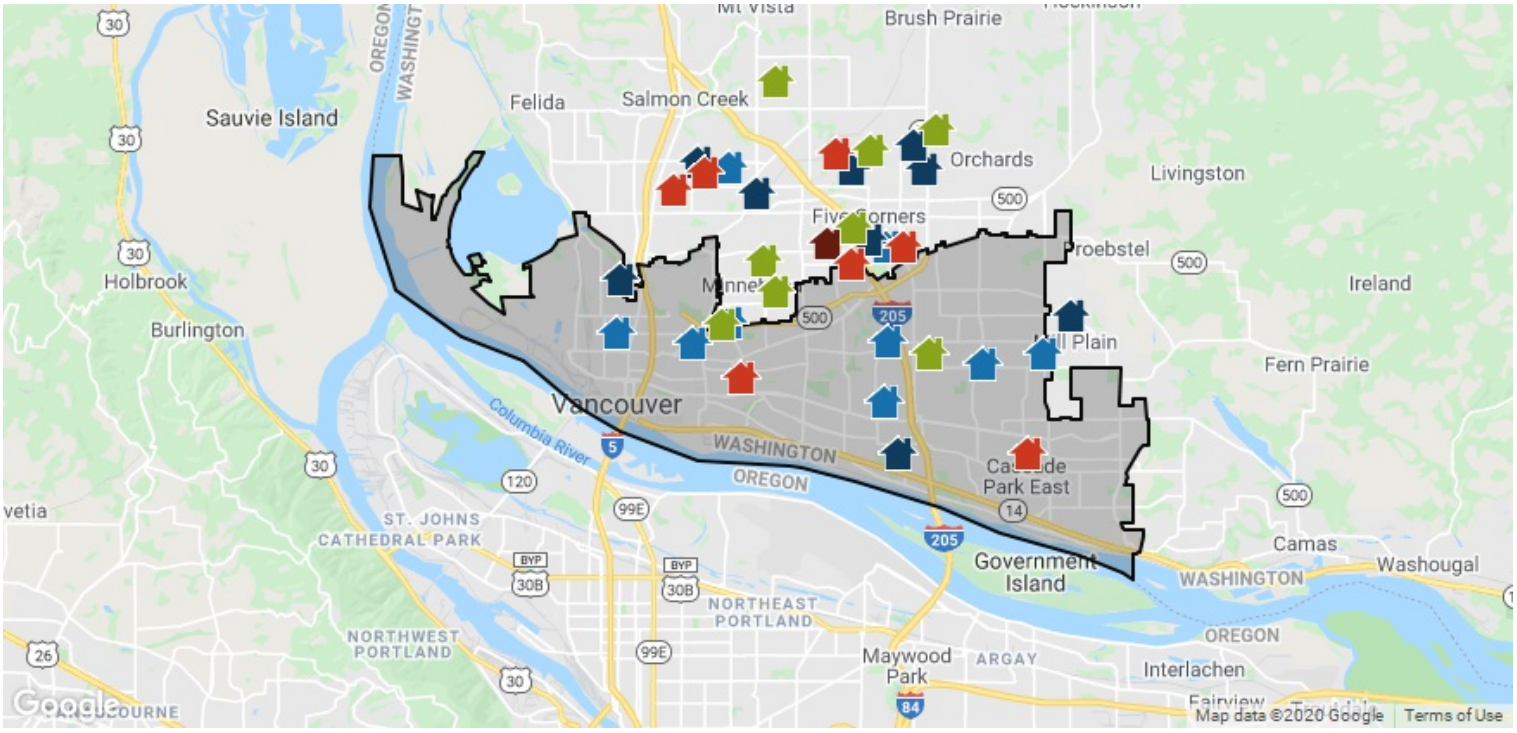

Search Criteria

Location: Vancouver, Washington; **Date:** Changes in the Last 3 Months; **Change Types:** New Listings, Pending, New Distressed, Recently Sold; **Property Types:** Single Family Residence, Condo/Townhouse/Apt, Coop; **Beds:** 3 – No Max; **Baths:** 2 – No Max; **Maximum Properties per Status:** 10; **Sort Order:** Recently updated

	New Listings	Pending Listings	Distressed Activity	Recently Sold
Number of Properties	10	10	7	10
Low Price / Value	$279,900	$324,999	$242,000	$323,000
Median Price / Value	$357,400	$397,450	$322,790	$398,950
High Price / Value	$599,000	$534,972	$444,600	$525,000
Average Price / Sq. Ft.	$202	$218	$206	$195
Median Price / Sq. Ft.	$206	$206	$217	$205
Average Days in RPR	26	31	11	59
Median Days in RPR	24	10	–	47
Total Volume	$3,804,640	$4,084,571	$2,294,320	$4,025,497

Copyright 2020 Realtors Property Resource® LLC. All Rights Reserved.
Information is not guaranteed. Equal Housing Opportunity.

Vancouver, Washington

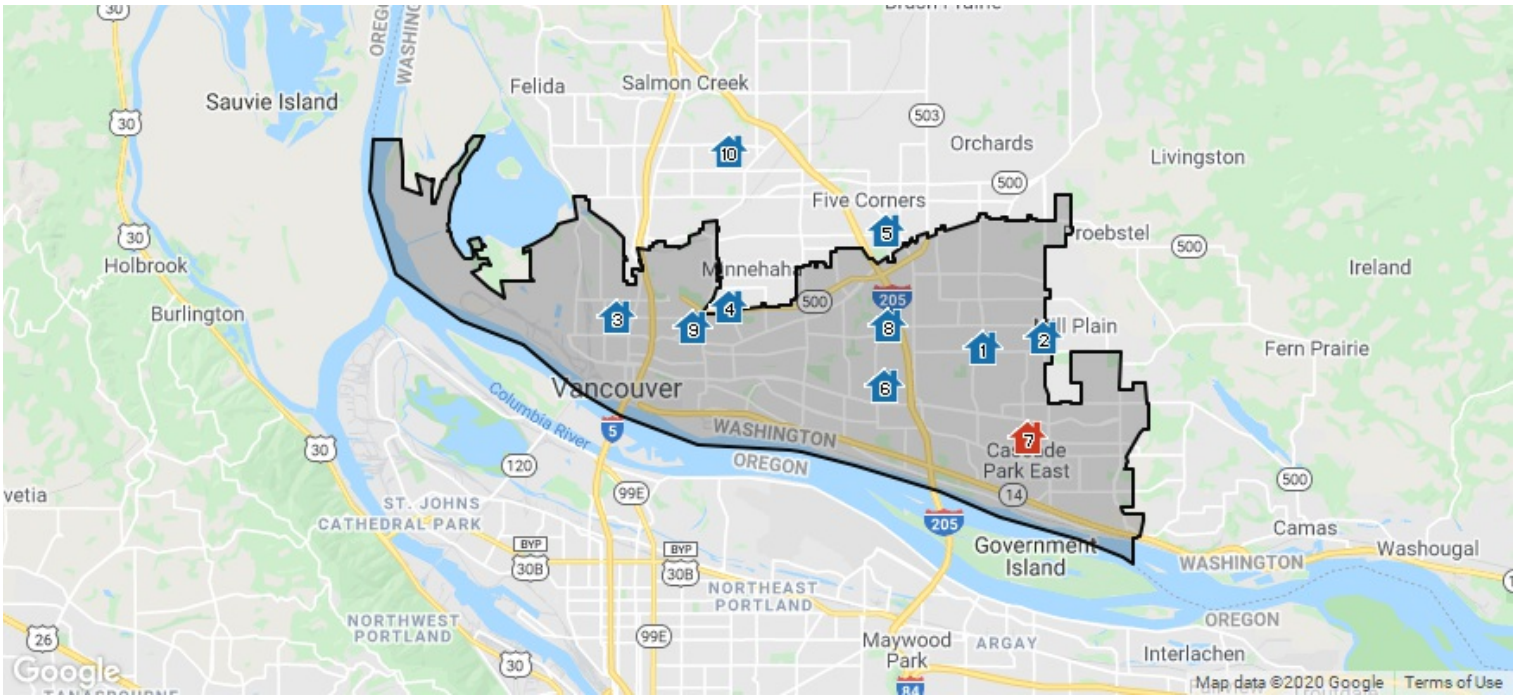

New Listings: 10

	Prop Type	Bed /Ba	Living Area (sq ft)	Lot Size (sq ft)	Year Built	Listing Date	Listing Price	Price per sq. ft.
649 NE 138th Pl, #94	Single Family	3/3	1,662 sq ft	3,484	2020	4/14/2020	$353,995	$213

Elevation A

1 FOR SALE · *New, Active: 4/14/2020* *MLS ID: 20384966*

Brand new community! Est. Completion in September! $5K towards CC's with sellers preferred lender, DHI Mortgage! Some of many included features are Smart Home, bedroom and bathroom with a shower on the main level, laminate flooring in the entry, great room and dining, SS appliances, Gas Range Low HOA's $54/Mo!

Listing Courtesy of D. R. Horton

	Prop Type	Bed /Ba	Living Area (sq ft)	Lot Size (sq ft)	Year Built	Listing Date	Listing Price	Price per sq. ft.
11726 NE 23rd St, #5	Single Family	3/3	1,488 sq ft	2,178	2019	3/5/2020	$309,995	$208

2 S FOR SALE · *Active: 3/5/2020* *MLS ID: 20440288*

Brand new community! Great central location! $5,000 towards closing costs with sellers preferred lender! Our town homes are Smart Homes. They include laminate on the main level, stainless steel appliances, air conditioning, front yard irrigation and more! Low HOA's $128 a month. Photos are of a previous model home. Estimated completion June.

Listing Courtesy of D. R. Horton

	Prop Type	Bed /Ba	Living Area (sq ft)	Lot Size (sq ft)	Year Built	Listing Date	Listing Price	Price per sq. ft.
507 W 33rd St	Single Family	4/3	2,630 sq ft	5,227	1925	3/19/2020	$599,000	$228

3 FOR SALE · *New, Active: 3/19/2020* *MLS ID: 20252857*

FULLY FURNISHED– Beautiful home, completely remodeled with stylish finishes. Picturesque lot with lush outdoor space for entertaining. A lovely place to call home, but also a fantastic investment opportunity as a vacation rental. Close to all Downtown Vancouver and PDX have to offer. ADU adds to income potential. Minutes from the Vancouver Waterfront, park, and so much more.

Listing Courtesy of Exp Realty Llc

Copyright 2020 Realtors Property Resource® LLC. All Rights Reserved.
Information is not guaranteed. Equal Housing Opportunity.

New Listings: 10 (cont.)

	Prop Type	Bed /Ba	Living Area (sq ft)	Lot Size (sq ft)	Year Built	Listing Date	Listing Price	Price per sq. ft.

4 FOR SALE • *New, Active: 4/3/2020* *MLS ID: 20352913*

3815 NE 38th St	Single Family	4/3	2,207 sq ft	8,712	1994	4/3/2020	$385,000	$174

4 bedroom 2.5 bath w/roof 2 yrs old, NEW hardy plank siding, exterior paint, landscapin, gas hot water heater & A/C. Kitchen features JennAir cooktop,new blt in oven/micro, insta hot, walk in pantry & built in desk. Family rm features gas fireplace w/oak entertainment center. Formal living & dining room. Spacious bedrooms each w/ a walk in closet. Large laundry/mudroom w/ sink and storage. Beautifully landscaped back yard has sprinklers, drip lines, multiple berries and owner designed patio.

Listing Courtesy of Redfin

5 FOR SALE • *New, Active: 4/15/2020* *MLS ID: 20374457*

10017 NE 65th Cir	Single Family	4/2	1,745 sq ft	6,098	2002	4/15/2020	$334,950	$192

Neat, clean and the perfect size! Newly painted interior. Move-in ready home on quiet cul-de-sac with MASTER ON MAIN plus 2 more bedrooms on the main level. 4th bedroom + big open loft space upstairs. Laminate floors in entry, kitchen, dining area. Island in kitchen with breakfast bar, gas stove, refrigerator and lots of cabinet space. Vaulted living room has ceiling fan, corner gas fireplace and slider to fenced backyard and covered patio. Sprinkler system and country style covered porch.

Listing Courtesy of John L. Scott Real Estate

8 FOR SALE • *Active: 1/22/2020* *MLS ID: 20532311*

10010 NE 6th Cir	Single Family	3/2	2,532 sq ft	9,147	1977	1/22/2020	$390,000	$154

Spacious ranch on quiet cul-de-sac. This 3 bedroom/2 bathroom home features two fireplaces, family room with wet bar, cabinets, bar frig and large master suite w/Wl closet, tiled shower and french doors to outside. Updated kitchen with granite counters and double oven. Low maintenance backyard with patio, deck, vinyl fence and 2 sheds. Double-gate covered patio could be storage for trailer/boat.

Listing Courtesy of Redfin

7 FOR SALE • *Preforeclosure, Notice of Trustee Sale, Active: 3/5/2020* *MLS ID: 20201631*

15411 SE 14th St	Single Family	4/4	2,184 sq ft	7,840	1981	3/5/2020	$360,000	$165

Large Master addition w vaulted ceilings, 50 yr Woodfeathers roof, plumbed for gas (last home on the rd w gas!). Addition could be separate ADU, or multi generational living. Remodel in progress. New siding being installed on rear of house. This is a diamond in the rough! Would make a great investment property. Home is larger than it appears.

Listing Courtesy of Premiere Property Group, Llc

8 FOR SALE • *New, Active: 3/20/2020* *MLS ID: 20476554*

10204 NE 28th Cir	Single Family	4/2	1,735 sq ft	8,712	1979	3/20/2020	$354,800	$204

New to market is this highly sought after 4 bedroom, 2 bath ranch home located on a cul-de-sac in a great neighborhood! This home has a lot of space with a large open family room/dining room with a beautiful fireplace and sliders out to a large, lovely fenced backyard. Enjoy the outdoors on the patio,fire pit area or in the hot tub! Master bath shower is newly remodeled with a beautiful tile surround. New engineered hardwood throughout main home areas.

Listing Courtesy of Berkshire Hathaway Homeservices Nw Real Estate

8 FOR SALE • *New, Active: 4/14/2020* *MLS ID: 20299442*

2408 E 29th St	Single Family	3/2	1,076 sq ft	6,098	1951	4/14/2020	$279,900	$260

Darling 3 bedroom home in the Rose Village neighborhood in Downtown Vancouver. Updated kitchen with tile backsplash, laminate floors and stainless steel appliances! Featuring a large master bedroom with designer touches throughout the home: barn door, modern light fixture, shiplap and floating shelves. Oversized 2 car garage, RV parking and large fenced back yard means room for all your toys! Newer roof. Great location with easy freeway access. This home has it all!

Listing Courtesy of Realty One Group Cascadia

Copyright 2020 Realtors Property Resource® LLC. All Rights Reserved.
Information is not guaranteed. Equal Housing Opportunity.

New Listings: 10 (cont.)

	Prop Type	Bed /Ba	Living Area (sq ft)	Lot Size (sq ft)	Year Built	Listing Date	Listing Price	Price per sq. ft.

10 FOR SALE • *New, Active: 3/24/2020* *MLS ID: 20621234*

9600 NE 39th Ave	Single Family	4/2	1,989 sq ft	6,534	2010	3/24/2020	$437,000	$220

Beautiful ranch style home. This home features amazing high-quality upgrades & has been well taken care of.Featuring an amazing kitchen w/ a large island, marble ctr tops & upgraded under the counter lighting.SST appls,stone FLRS,central vac,a/c, 9ft ceilings,surround sound & much more you will not want to miss. M/BR is immaculate with a LG walk-in closet. .Sprinkler syst & gas grill hookup for outdoor entertaining.Conveniently located.Come see this wonderful home.

Listing Courtesy of Handris Realty Company

Copyright 2020 Realtors Property Resource® LLC. All Rights Reserved.
Information is not guaranteed. Equal Housing Opportunity.

RMLS Market Activity Report

Vancouver, Washington

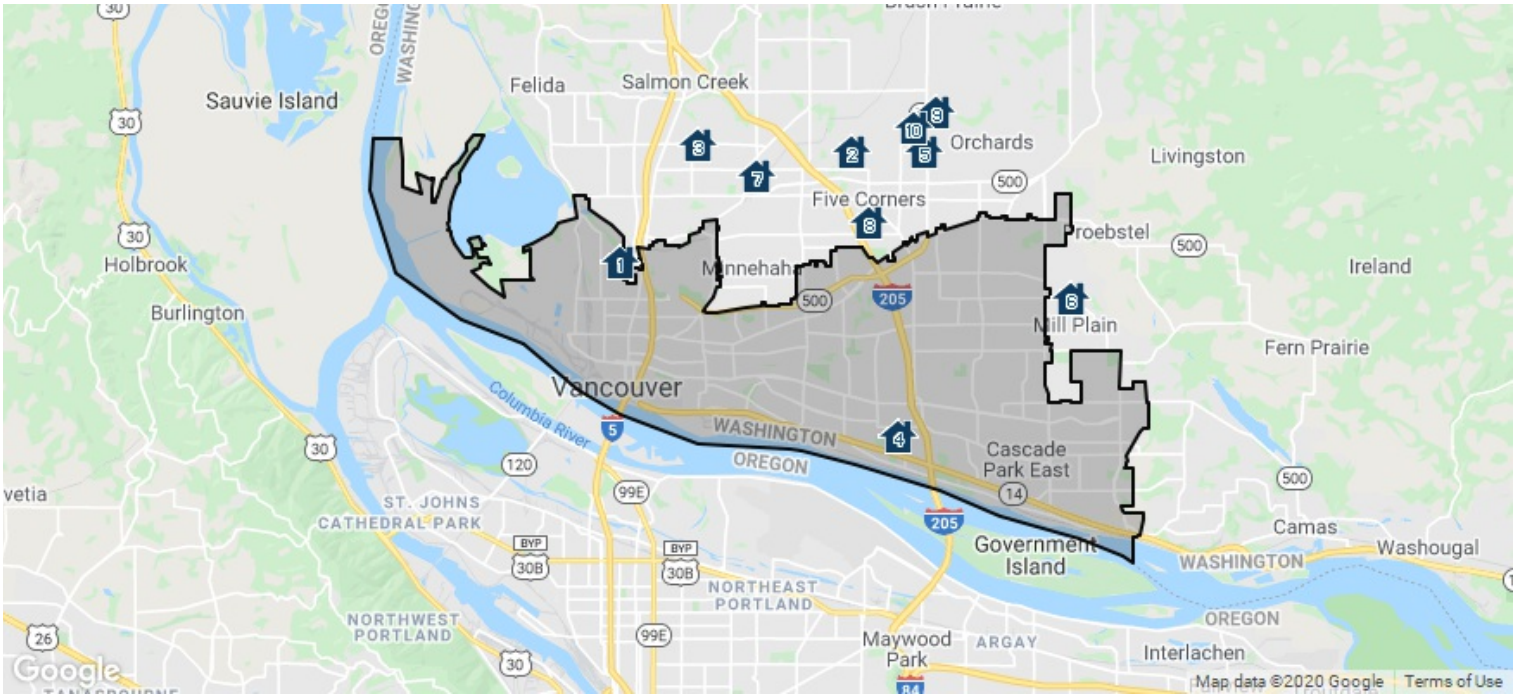

Pending Listings: 10

	Prop Type	Bed /Ba	Living Area (sq ft)	Lot Size (sq ft)	Listing Date	Listing Price	Pending Date	Price per sq. ft.

1 PENDING · *Pending as of 4/15/2020* *MLS ID: 20370537*

401 NW 52nd St	Single Family	3/3	1,698 sq ft	9,147	4/10/2020	$365,000	4/15/2020	$215

Beautifully maintained single level ranch with large amounts of space and natural light. House has a standard ranch layout with Master and two other bedrooms, along with master bath and hall bath, on their own end of the house. Entry way leads to an open sunken living room with lots of light then a large Dining room. Kitchen has gas range, breakfast bar, and lots of cabinet storage. Family room has fireplace and slider to large deck. Laundry room has W/D hook up, sink, storage cabinets & toilet.

Listing Courtesy of Redfin

2 PENDING · *Pending as of 4/15/2020* *MLS ID: 20485794*

9500 NE 88th Ave	Single Family	3/2	1,296 sq ft	10,018	3/22/2020	$344,900	4/15/2020	$266

Professional photos coming soon of this clean and well maintained ranch on huge lot in nice neighborhood. Newer roof, newer paint. Kitchen has been redone with granite and stainless. Master w/bath, large bedrooms and family room with fireplace. Lots of yard with RV parking. Close to schools/shopping/freeway.

Listing Courtesy of Windermere Stellar

3 PENDING · *Pending as of 4/14/2020* *MLS ID: 20251574*

2614 NE 98th St	Single Family	4/3	1,692 sq ft	3,049	4/9/2020	$324,999	4/14/2020	$192

This charming home is an incredible homebuyer opportunity listed at $333,000.00 . It features 4 bedrooms and 2.5 bathrooms. The home is 1692 sqft with a quaint fully fenced backyard with easy access to shopping and to the Interstate Bridge. Kitchen has Stainless Steel Appliances and Granite Counter-Tops. Large Master Suite w/ Upstairs Laundry Room. No HOA.

Listing Courtesy of Windermere/Crest Realty Co

Copyright 2020 Realtors Property Resource® LLC. All Rights Reserved.
Information is not guaranteed. Equal Housing Opportunity.

Pending Listings: 10 (cont.)

	Prop Type	Bed /Ba	Living Area (sq ft)	Lot Size (sq ft)	Listing Date	Listing Price	Pending Date	Price per sq. ft.

4 PENDING · *Pending as of 4/14/2020* *MLS ID: 20258955*

1307 SE 105th Ct	Single Family	4/3	2,878 sq ft	10,890	3/25/2020	$479,000	4/14/2020	$166

Beautifully remodeled home with lots of natural light,great neighborhood.New kitchen w custom maple cabinets, granite countertops/tile back splash.Spacious family room w French doors to sunroom.Luxurious master suite has new bathroom, tile and dbl walk-in shower, his/hers closet, baby/office room.4 bed & 2.5 bath.New HVAC in 2018. Lg fenced backyard w mature trees,shed,dog run,cement patio.Lushly landscaped w raised beds,perennials,fruit trees,berries etc.New garage opener.

Listing Courtesy of Homesmart Realty Group

5 PENDING · *Pending as of 4/13/2020* *MLS ID: 20536056*

9500 NE 116th Ave	Single Family	4/3	1,751 sq ft	10,890	3/23/2020	$339,900	4/13/2020	$194

Spacious corner lot ranch with 3 bedrooms plus large office or 4th bedroom, 2.5 baths, plenty of parking for RV and toys, even build a shop on a quarter acre. Would be great set up for an in-home business. Separate entrance for master bedroom, covered deck, updated kitchen with island, sunken dining/family room, some hardwood flooring, treed fully fenced backyard. Home Warranty Included.

Listing Courtesy of Exp Realty Llc

8 PENDING · *Pending as of 4/14/2020* *MLS ID: 20041091*

7604 NE 172nd Pl	Single Family	5/3	2,430 sq ft	9,147	4/13/2020	$534,972	4/14/2020	$220

NEW by Award-Winning Builder! Enjoy 1-Level Living in Our Popular BRYSON Plan! Superior Craftsmanship; Great LOCATION! A Serene Setting, Nestled w/in Green-spaces & School Campuses, w/Proximity to Parks & Trails/Restaurants/Retail/Grocery & Highways! Owner's Retreat w/Luxurious En-Suite & Soaking Tub; Space for Entertaining & Guests; 3-Car Garage! All Homes EFL *Diamond* Certified w/Guaranteed Efficiency & Comfort! Selective buyers can choose from 9 plans, and personalize at our Design Center!

Listing Courtesy of David Weekley New Home Realty

7 PENDING · *Pending as of 4/2/2020* *MLS ID: 19235605*

4918 NE 85th St	Single Family	3/2	1,404 sq ft	–	4/2/2020	$369,900	4/2/2020	$263

–

Listing Courtesy of Premiere Property Group, Llc

8 PENDING · *Pending as of 4/13/2020* *MLS ID: 20316895*

6711 NE 94th Ave	Single Family	3/2	1,767 sq ft	21,344	4/9/2020	$475,000	4/13/2020	$269

Historic 1910 Fully Restored Modern Farmhouse on a Half Acre!ALL NEW: Electrical/Plumbing/Roof/Siding/Windows/Gas Furnace/AC. Restored Old Growth Fir Floors/Baseboards/Trim/Window Casing/Doors+Crystal Knobs. 1,767sf with 3 Bedrooms(Finished Basement could be 3rd Bedroom/or Separate Living plumbed for Kitchen), 2 Full Bathrooms w/Heated Floors. Gourmet Kitchen w/Appliances + Slab Granite. Landscaped w/LED lights/Automated Gate/Fenced/Gas Hookup/Hot Tub. Shop/Garage w/Heated Office. Fully Loaded!

Listing Courtesy of Knipe Realty Era Powered

8 PENDING · *Pending as of 4/11/2020* *MLS ID: 19309055*

11916 NE 110th Cir	Single Family	3/3	2,159 sq ft	–	9/19/2019	$425,900	4/11/2020	$197

The Kettle by LGI Homes is a beautiful, 2 story home featuring an open floor plan with 3 bedrooms and 2.5 bathrooms. This new home provides plenty of space for entertaining and hobbies, with a separate den downstairs in addition to the open family room and dining room, plus a large bonus room upstairs. The impressive owner's retreat includes a luxurious bathroom. Each of the two secondary bedrooms includes a walk-in closet.

Listing Courtesy of Lgi Homes - Bear Creek

Copyright 2020 Realtors Property Resource® LLC. All Rights Reserved.
Information is not guaranteed. Equal Housing Opportunity.

Pending Listings: 10 (cont.)

	Prop Type	Bed /Ba	Living Area (sq ft)	Lot Size (sq ft)	Listing Date	Listing Price	Pending Date	Price per sq. ft.
PENDING · *Pending as of 4/13/2020* *MLS ID: 20548873*								
10508 NE 112th Pl	Single Family	4/3	2,180 sq ft	4,356	4/10/2020	$425,000	4/13/2020	$195

This Home Is Immaculate! Open Floor Concept Leads To Easy & Comfortable Living W/High Ceilings Throughout. Family Room With Pellet Stove & New Carpet. Dining Area W/Sliding Door To Covered Patio And Private Fenced Backyard. Gourmet Kitchen Includes Granite Counters, Brick Back-Splash, Large Island, An Abundance Of Cabinetry, Recessed Lighting, SS Appliances & Eating Area. Master W/Vaulted Ceiling, Double Granite Vanity, Soak Tub, Shower & Walk-In Closet. Laundry With Sink.

Listing Courtesy of Exp Realty Llc

RPR

Copyright 2020 Realtors Property Resource® LLC. All Rights Reserved.
Information is not guaranteed. Equal Housing Opportunity.

RMLS Market Activity Report

Vancouver, Washington

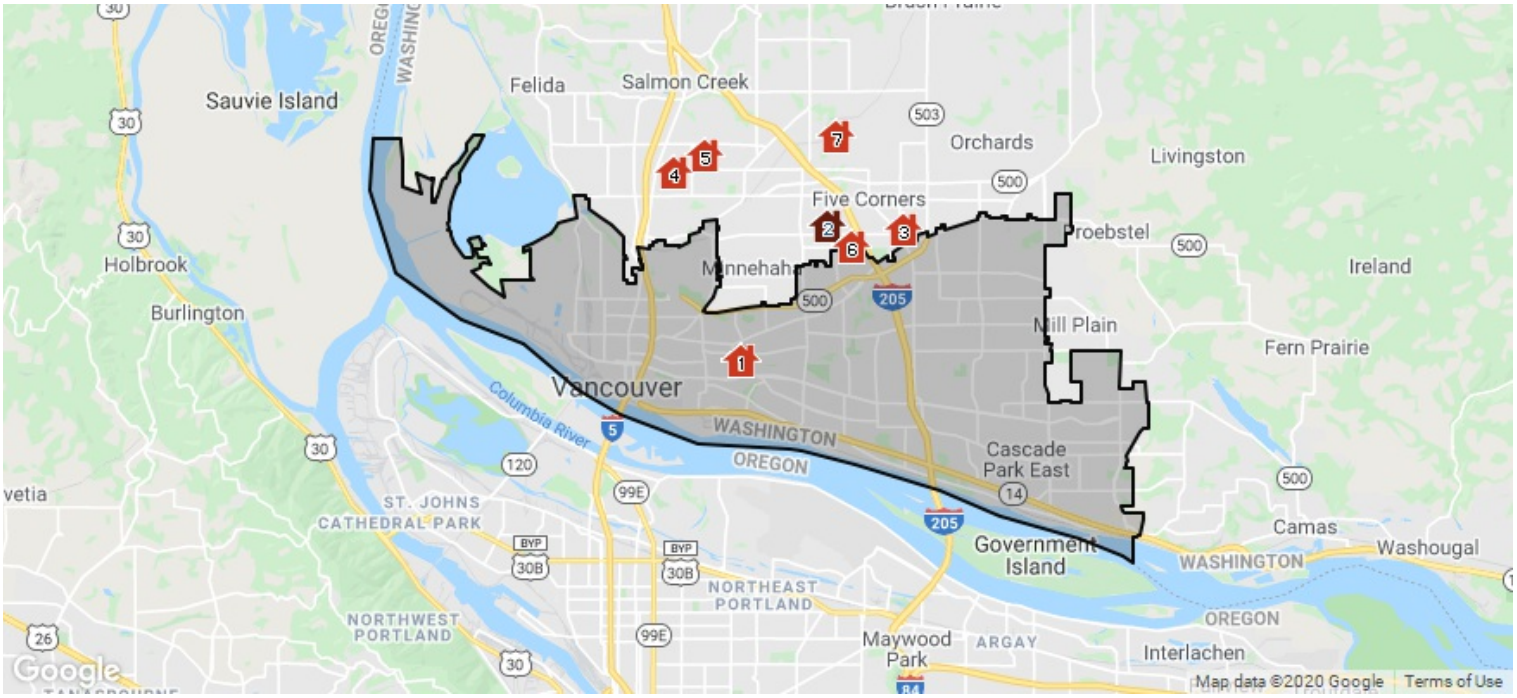

Distressed Activity: 7

	Prop Type	Bed /Ba	Living Area (sq ft)	Lot Size (sq ft)	Listing Price	Listing Date	Distressed Date	Status

1 FOR SALE · *Foreclosure, New, Active: 4/10/2020* *MLS ID: 20665704*

4006 E 16th St	Single Family	3/2	1,980 sq ft	15,681	$242,000	4/10/2020	4/10/2020	Foreclosure

Daylight Ranch On A .36 Acre Lot Offering Approx. 1980 Sq Ft. Living Room, Kitchen, Dining, 3 Bedrooms & 1 Bath On The Main Level. Family Room, Den, Utility Room, Storage Area & Additional Bath In Lower Level. 2 Car Attached Garage, Fenced Backyard Area. Conveniently Located Close To Shopping, Bus Line And Freeway Access.

Listing Courtesy of Berkshire Hathaway Homeservices Nw Real Estate

2 PENDING · *Preforeclosure, Notice of Trustee Sale, Pending as of 3/23/2020* *MLS ID: 20276341*

7902 NE 66th St	Single Family	5/3	2,912 sq ft	16,117	$364,900	1/31/2020	2/20/2020	Preforeclosure

BRING an offer, seller willing to negotiate and work with buyers. Amazing opportunity with this expansive home on huge secluded lot located in cul-de-sac of a well established neighborhood. Ready for your finishing touches, this home features 3bed/1.5bath on the main floor with real hardwoods and 2bed/1bath in the basement. Each floor features wood burning fireplace. RV Parking and attached oversized 2 car garage. Income potential, check with city to turn in to legal duplex!

Listing Courtesy of Keller Williams Realty Professionals

3 OFF MARKET · *Preforeclosure, Notice of Trustee Sale* *MLS ID: –*

6410 NE 108th Ave	Single Family	3/2	1,076 sq ft	8,400	–	–	1/24/2020	Preforeclosure

–

4 OFF MARKET · *Preforeclosure, Notice of Trustee Sale* *MLS ID: –*

8701 NE 18th Ave	Single Family	3/2	1,348 sq ft	9,583	–	–	1/27/2020	Preforeclosure

–

RPR
Copyright 2020 Realtors Property Resource® LLC. All Rights Reserved.
Information is not guaranteed. Equal Housing Opportunity.

Distressed Activity: 7 (cont.)

	Prop Type	Bed /Ba	Living Area (sq ft)	Lot Size (sq ft)	Listing Price	Listing Date	Distressed Date	Status
5 OFF MARKET · *Preforeclosure, Notice of Rescission* *MLS ID: –*								
9407 NE 29th Ct –	Single Family	3/2	1,440 sq ft	6,277	–	–	2/14/2020	Preforeclosure
6 OFF MARKET · *Preforeclosure, Notice of Trustee Sale* *MLS ID: –*								
8806 NE 58th St –	Single Family	4/3	1,219 sq ft	9,831	–	–	2/4/2020	Preforeclosure
7 OFF MARKET · *Preforeclosure, Notice of Trustee Sale* *MLS ID: –*								
10115 NE 82nd Ave –	Single Family	4/3	2,174 sq ft	6,318	–	–	2/13/2020	Preforeclosure

Copyright 2020 Realtors Property Resource® LLC. All Rights Reserved.
Information is not guaranteed. Equal Housing Opportunity.

RMLS Market Activity Report

Vancouver, Washington

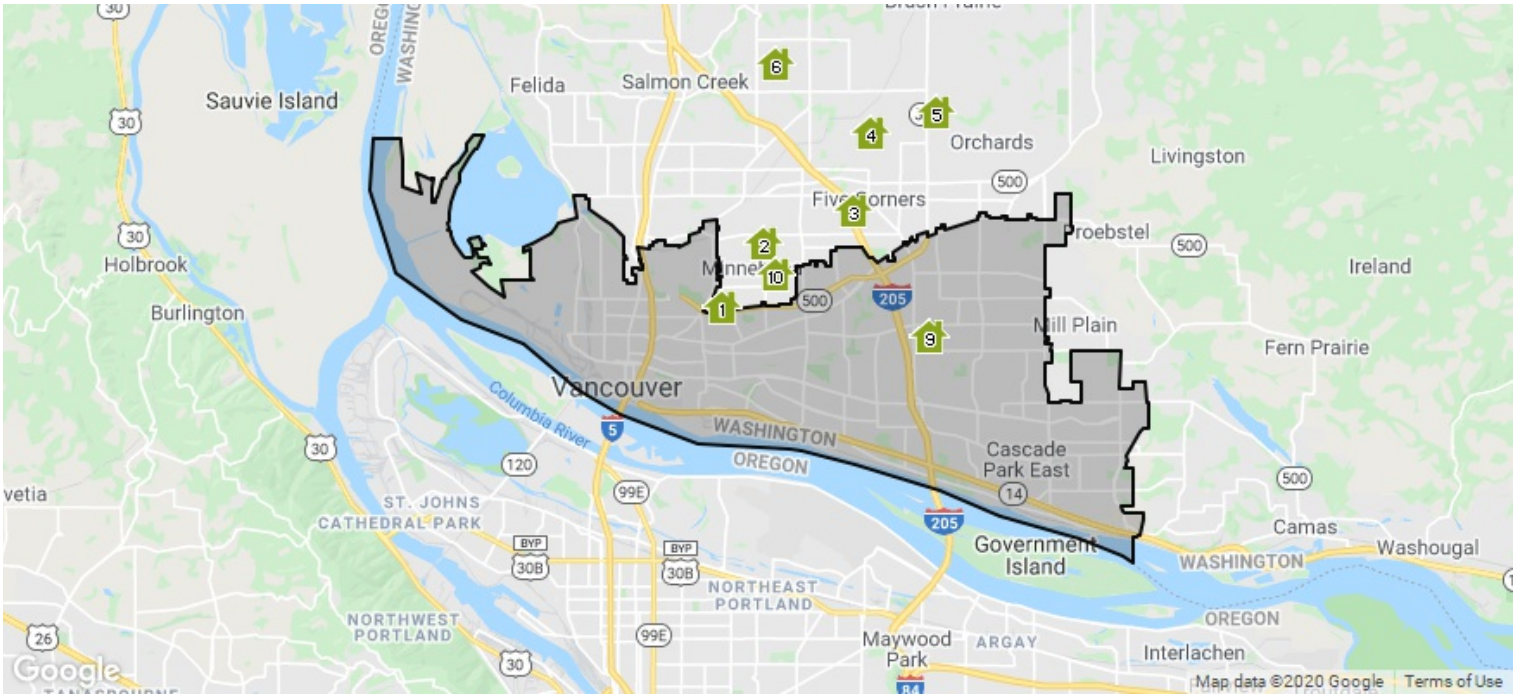

Recently Sold: 10

	Prop Type	Bed /Ba	Living Area (sq ft)	Lot Size (sq ft)	Year Built	Sale Date	Sale Price	Price per sq. ft.

1 RECENTLY SOLD · *Sold Date: 4/13/2020, MLS Listing 20069369: 2/1/2020* *MLS ID: 20069369*

3600 NE 36th Ave	Single Family	4/3	3,201 sq ft	7,840	2017	4/13/2020	$525,000	$164

Custom Contemporary home truly one of a kind that features 4BD 2.5BA Great room concept. High end finishes, Jenn-Air appliances, Over-sized Refrigerator, Farm stainless steel sink, Quartz Infinity Island, Pantry w/sink and counters. High ceilings. Attention to details in very way. Unique master bedroom suite, free standing tub, double sinks, walk-in tiled shower, walk-in closet. Backs out to park. 3 car Garage, Garden area, Covered patio & more.

Courtesy of Exp Realty Llc

2 RECENTLY SOLD · *Sold Date: 4/3/2020, MLS Listing 20148408: 2/11/2020* *MLS ID: 20148408*

5904 NE 53rd Ave	Single Family	3/2	1,579 sq ft	–	2019	4/3/2020	$399,900	$253

New construction! 1 story home on quaint private road. Open concept floor plan. Amenities include AC, quartz, 9 ft. ceilings with vault in family room, laminate and tile floors, stainless appliances, gas fireplace, large walk-in closet, pantry, front yard landscaping, and fenced backyard.

Courtesy of Krrh Group Llc

3 RECENTLY SOLD · *Sold Date: 4/13/2020, MLS Listing 20218143: 3/7/2020* *MLS ID: 20218143*

7203 NE 88th Ave	Single Family	4/3	2,442 sq ft	5,227	2004	4/13/2020	$398,000	$163

An outstanding 4 bed plus bonus, 2442 sqft remodeled home w/ AC & Forced Air Heat, newer lament flooring & carpet, spacious rooms for a large family! New Stainless Steel Appliances in kitchen, includes high-end refrigerator, gas fireplace and a beautiful backyard which includes a covered patio, tasteful landscaping and an "eye-catching" tool shed!

Courtesy of Keller Williams Realty

RPR

Copyright 2020 Realtors Property Resource® LLC. All Rights Reserved.
Information is not guaranteed. Equal Housing Opportunity.

Recently Sold: 10 (cont.)

	Prop Type	Bed /Ba	Living Area (sq ft)	Lot Size (sq ft)	Year Built	Sale Date	Sale Price	Price per sq. ft.

4 RECENTLY SOLD • *Sold Date: 4/14/2020, MLS Listing 19212143: 3/7/2020* *MLS ID: 19212143*

10300 NE 95th Ave	Single Family	5/3	3,386 sq ft	7,840	2005	4/14/2020	$471,900	$139

Fabulous five-bedroom, two and one-half bath home with 3,386 square feet of living space located in the sought after North Pointe neighborhood. Traditional floor plan with intimate formal spaces and inviting public areas. Large great room with a gourmet kitchen with granite countertops, eat-area and family room with gas fireplace. Master bedroom suite with soaking tub and huge walk-in closet. Oversized, private lot with large private backyard and patio for outdoor entertaining.

Courtesy of Knipe Realty Era Powered

5 RECENTLY SOLD • *Sold Date: 3/26/2020, MLS Listing 19046809: 9/19/2019* *MLS ID: 19046809*

11917 NE 110th Cir	Single Family	3/3	2,159 sq ft	–	2019	3/26/2020	$420,900	$195

The Kettle by LGI Homes is a beautiful, 2 story home featuring an open floor plan with 3 bedrooms and 2.5 bathrooms. This new home provides plenty of space for entertaining and hobbies, with a separate den downstairs in addition to the open family room and dining room, plus a large bonus room upstairs. The impressive owner's retreat includes a luxurious bathroom. Each of the two secondary bedrooms includes a walk-in closet.

Courtesy of Lgi Homes - Bear Creek

6 RECENTLY SOLD • *Sold Date: 2/25/2020, MLS Listing 20379806: 1/9/2020* *MLS ID: 20379806*

5701 NE 130th St	Single Family	3/2	2,314 sq ft	7,840	2020	2/25/2020	$499,900	$216

Built by 25 year builder Pyramid Homes. Ranch home w/ bonus room upstairs on nearly 8,000 foot lot! Extra wide 3 Car Garage, slab counters, stainless built in appliances, pantry, full tile backsplash, covered back patio, tile showers, tile floors, double sinks. Tankless H20 heater, 96% efficient gas furnace, gas fireplace, landscaped front & back. Neighborhood parks, minutes to I5 & 205. 2-10 Home Warranty

Courtesy of Windermere Stellar

7 RECENTLY SOLD • *Sold Date: 3/5/2020, MLS Listing 20124037: 3/5/2020* *MLS ID: 20124037*

11020 NE 23rd Cir	Single Family	3/3	1,482 sq ft	–	2020	3/5/2020	$329,900	$223

Four Seasons Crossing is a new community of 20 detached homes located in central Vancouver. complete, quartz counter tops, SS appliances and much more. This floor plan is a 3 bed 2.5 bath plus loft. Master bedroom w/ vaulted ceilings, walk-in closet and double sinks.

Courtesy of Ginn Group Dba Ginn Homes

8 RECENTLY SOLD • *Sold Date: 3/6/2020, MLS Listing 20087561: 1/30/2020* *MLS ID: 20087561*

11041 NE 23rd Cir	Single Family	3/3	1,482 sq ft	–	2020	3/6/2020	$331,997	$224

Four Seasons Crossing is a new community of 20 detached homes located in central Vancouver. This home comes standard with Quartz or Granite counter tops, SS appliances and much more. This floor plan is a 3 bed 2.5 bath plus loft. Master bedroom w/ vaulted ceilings, walk-in closet and double sinks. Taxes are estimated. Interior photos are of our Model home, same floor plan.

Courtesy of Ginn Group Dba Ginn Homes

9 RECENTLY SOLD • *Sold Date: 4/8/2020, MLS Listing 20689091: 2/21/2020* *MLS ID: 20689091*

11053 NE 23rd Cir	Single Family	3/3	1,482 sq ft	–	2020	4/8/2020	$323,000	$218

Home Ready March 2020. Corner lot! LAST HOME AVAILABLE! Four Seasons Crossing is a new community of 20 detached homes located in central Vancouver. This home comes standard with AC complete, quartz counter tops, SS appliances and much more. This floor plan is a 3 bed 2.5 bath plus loft. Master bedroom w/ vaulted ceilings, walk-in closet and double sinks. Sample pics/finishes of our model, same floor plan.

Courtesy of Ginn Group Dba Ginn Homes

Copyright 2020 Realtors Property Resource® LLC. All Rights Reserved.
Information is not guaranteed. Equal Housing Opportunity.

Recently Sold: 10 (cont.)

	Prop Type	Bed /Ba	Living Area (sq ft)	Lot Size (sq ft)	Year Built	Sale Date	Sale Price	Price per sq. ft.

10 RECENTLY SOLD • *Sold Date: 4/13/2020, MLS Listing 20248145: 1/30/2020* *MLS ID: 20248145*

5706 NE 48th St	Single Family	4/3	2,139 sq ft	2,178	2007	4/13/2020	$325,000	$152

Beautiful 4 Bedroom home w/updated Kitchen Appliances, Flooring & Paint. Custom Desk & Shelving Builtin's included in your Great room! Huge Master Suite w/vaulted Ceilings and Private Bathroom w/soaking Tub! Sliding glass door leads you to the covered patio in backyard. Garage has racking added to Ceiling for lots of organized storage. Playground & Basketball court close by. Great location near Shopping, Dinning, Entertainment, w/quick access to Freeways.

Courtesy of Realty Pro West, Llc

Copyright 2020 Realtors Property Resource® LLC. All Rights Reserved.
Information is not guaranteed. Equal Housing Opportunity.

About RPR (Realtors Property Resource)

- Realtors Property Resource® is a wholly owned subsidiary of the National Association REALTORS®.
- RPR offers comprehensive data – including a nationwide database of 164 million properties – as well as powerful analytics and dynamic reports exclusively for members of the NAR.
- RPR's focus is giving residential and commercial real estate practitioners, brokers, and MLS and Association staff the tools they need to serve their clients.
- This report has been provided to you by a member of the NAR.

RPR® REALTORS PROPERTY RESOURCE

About RPR's Data

RPR generates and compiles real estate and other data from a vast array of sources. The data contained in your report includes some or all of the following:

- **Listing data** from our partner MLSs and CIEs, and related calculations, like estimated value for a property or median sales price for a local market.
- **Public records data** including tax, assessment, and deed information. Foreclosure and distressed data from public records and RealtyTrac.
- **Market conditions and forecasts** based on listing and public records data.
- **Census and employment data** from the U.S. Census and the U.S. Bureau of Labor Statistics.
- **Demographics and trends data** from Esri. The data in commercial and economic reports includes Tapestry Segmentation, which classifies U.S. residential neighborhoods into unique market segments based on socioeconomic and demographic characteristics.
- **Business data** including consumer expenditures, commercial market potential, retail marketplace, SIC and NAICS business information, and banking potential data from Esri.
- **School data and reviews** from Niche.
- **Specialty data sets** such as walkability scores, traffic counts and flood zones.

Update Frequency

- Listings and public records data are updated on a continuous basis.
- Charts and statistics calculated from listing and public records data are refreshed monthly.
- Other data sets range from daily to annual updates.

Learn more

For more information about RPR, please visit RPR's public website: http://blog.narrpr.com

NATIONAL ASSOCIATION of REALTORS® Wholly Owned Subsidiary | RPR® TECHNOLOGY ANALYTICS INNOVATION

Copyright 2020 Realtors Property Resource® LLC. All Rights Reserved.
Information is not guaranteed. Equal Housing Opportunity.

RMLS™

MARKET ACTIVITY REPORT

Washougal, Washington

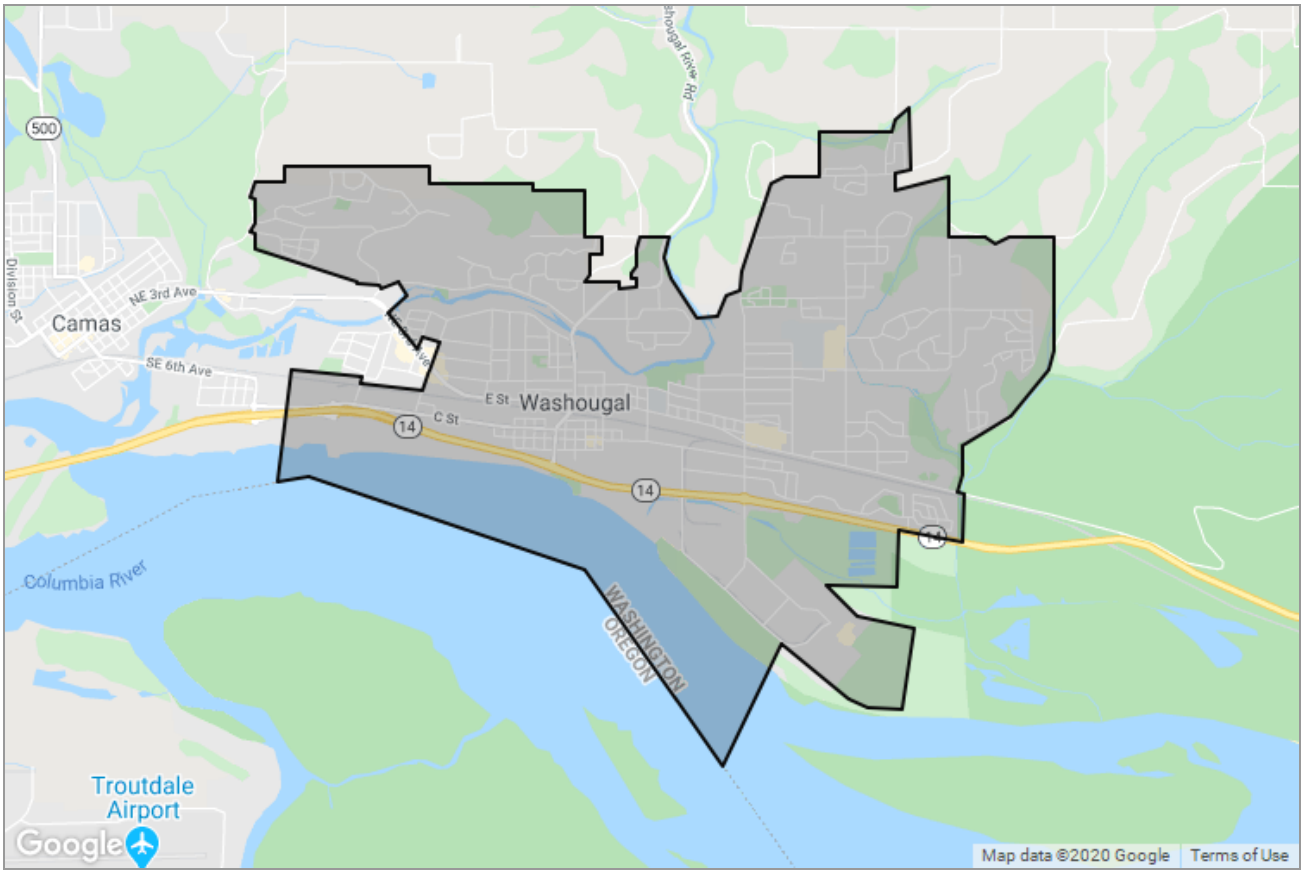

Presented by

Josh Thomas | **Real Estate Broker**

The Handris Realty Company

Mobile: (360) 901-2280 | Office: (360) 695-9292

Main: Josh.Thomas@jetyourestate.com
Broker: www.jetyourestate.com |
Broker: www.facebook.com/jetyourestate

The Handris Realty Company
15524 SE Mill Plain Blvd.
Vancouver, WA 98684

Copyright 2020 Realtors Property Resource® LLC. All Rights Reserved.
Information is not guaranteed. Equal Housing Opportunity.

Washougal, Washington

Market Snapshot: Estimated Home Values

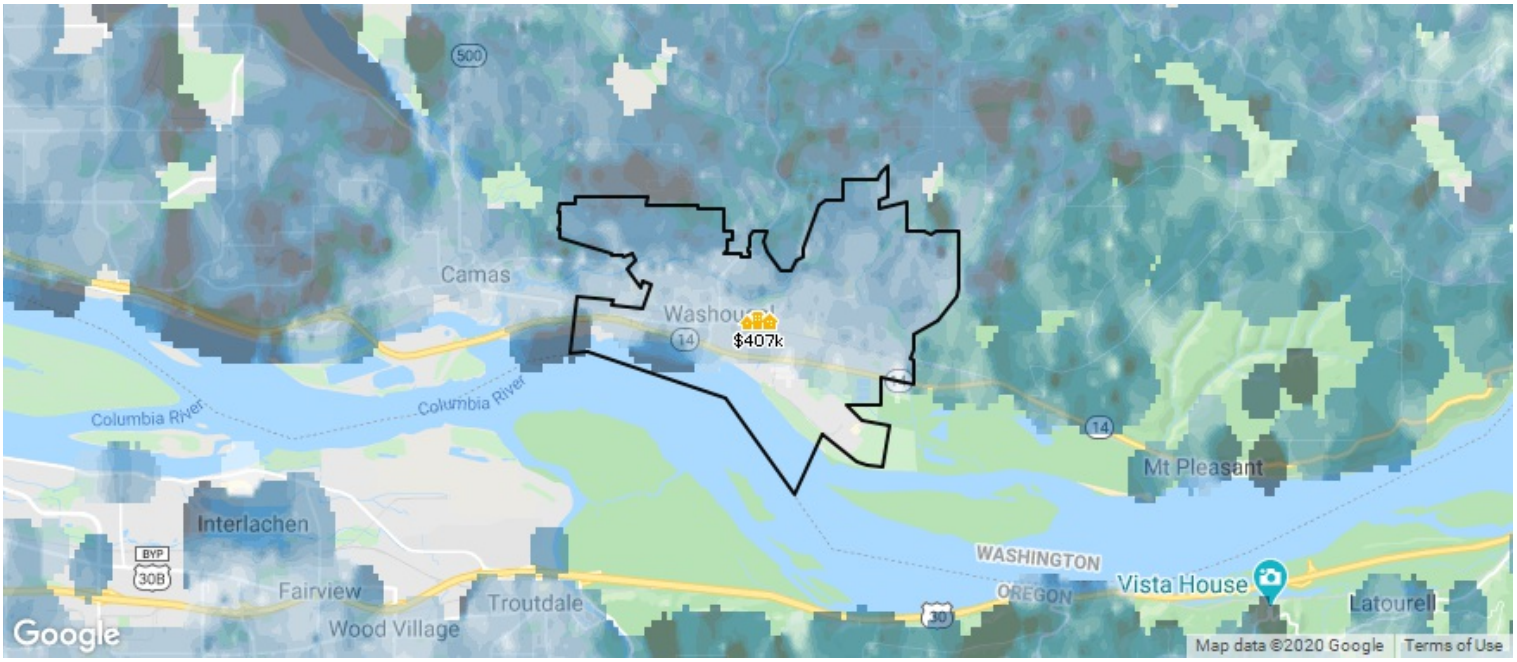

This map layer shows the average estimated home values, based on the AVMs and RVMs® for properties in an area. Source(s): Public records and MLS data where licensed; updated Quarterly.

Median Est. Home Value	Change Over Last Month	Change Over Last Quarter	Change Over Last 12 Months	Change Over Last 24 Months
$407K	↑ **10.01%**	↑ **4.62%**	↑ **6.62%**	↑ **11.78%**
Updated: 3/31/2020				

*About this Data: Estimated home values are generated by a valuation model and are not formal appraisals. Valuations are based on public records and MLS data where licensed. The metrics shown here reflect **All Residential Properties** data.*

Copyright 2020 Realtors Property Resource® LLC. All Rights Reserved.
Information is not guaranteed. Equal Housing Opportunity.

Washougal, Washington

Market Snapshot: 12-Month Change in Estimated Value

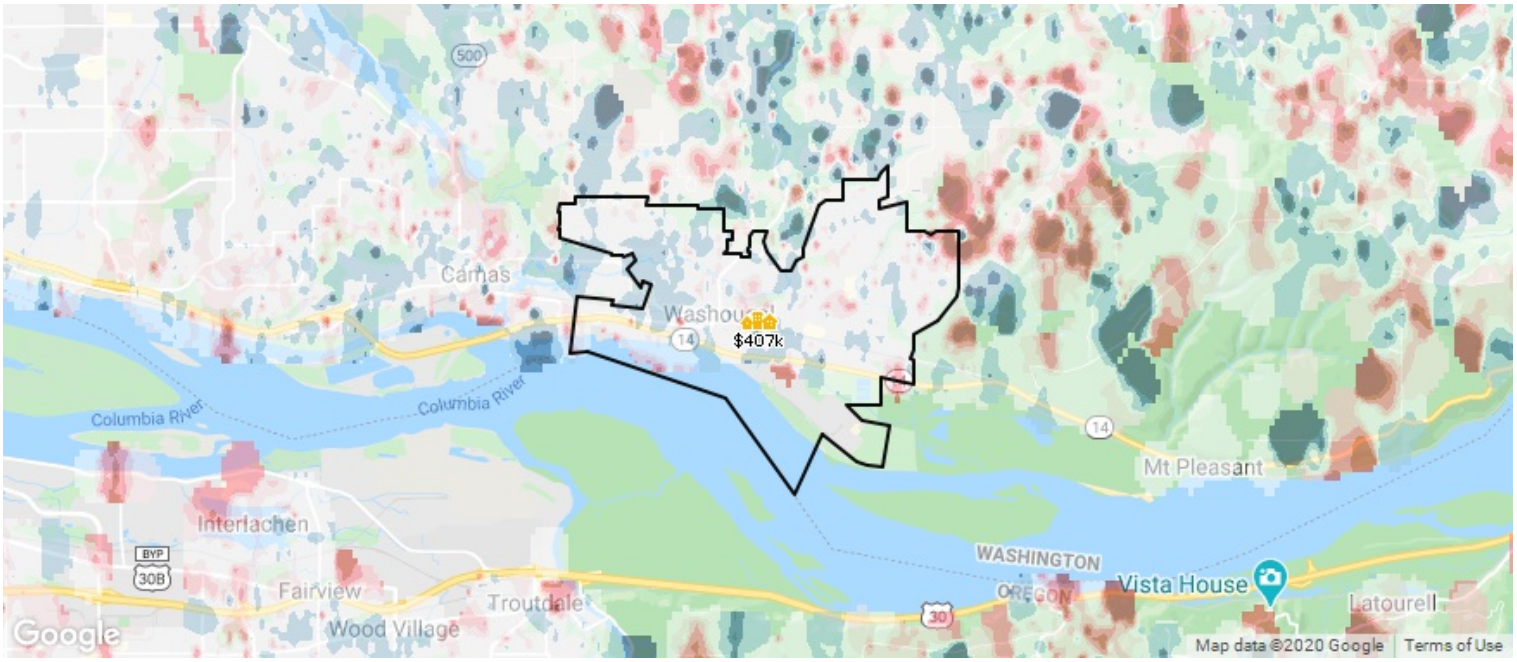

This map layer shows the change in estimated home values over the past 12 months, based on the AVMs and RVMs® for properties in an area. Source(s): Public records and MLS data where licensed; updated Quarterly.

Median Est. Home Value	Change Over Last 12 Months	Change Over Last 24 Months	Change Over Last 36 Months
$407K	**6.62%**	**11.78%**	**21.01%**
Updated: 3/31/2020			

*About this Data: Estimated home values are generated by a valuation model and are not formal appraisals. Valuations are based on public records and MLS data where licensed. The metrics shown here reflect **All Residential Properties** data.*

Copyright 2020 Realtors Property Resource® LLC. All Rights Reserved.
Information is not guaranteed. Equal Housing Opportunity.

Washougal, Washington

Market Snapshot: Concentration of Distressed Properties

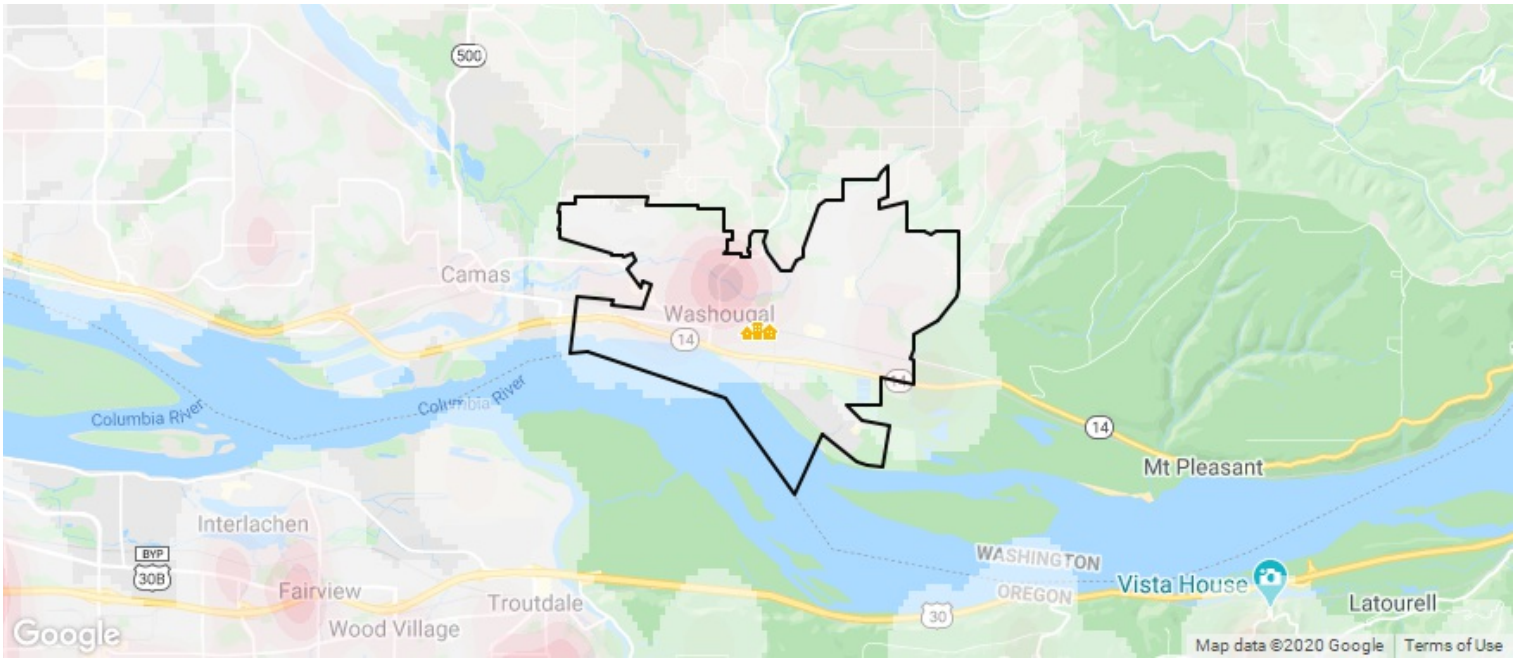

Low High

This map layer shows the concentration of distressed properties, in areas where RPR has MLS data.
Source(s): MLS data; updated Quarterly.

Total # of Distressed Properties	# of Pre-Foreclosures	# of Foreclosures	# of Short Sales
1	**0**	**1**	**0**
Updated: 4/15/2020			

)

*About this data: The metrics displayed here reflect distressed property counts (listings and public records) for **All Residential Properties** as of 4/15/2020.*

Copyright 2020 Realtors Property Resource® LLC. All Rights Reserved.
Information is not guaranteed. Equal Housing Opportunity.

Washougal, Washington

Market Snapshot: Sales Price

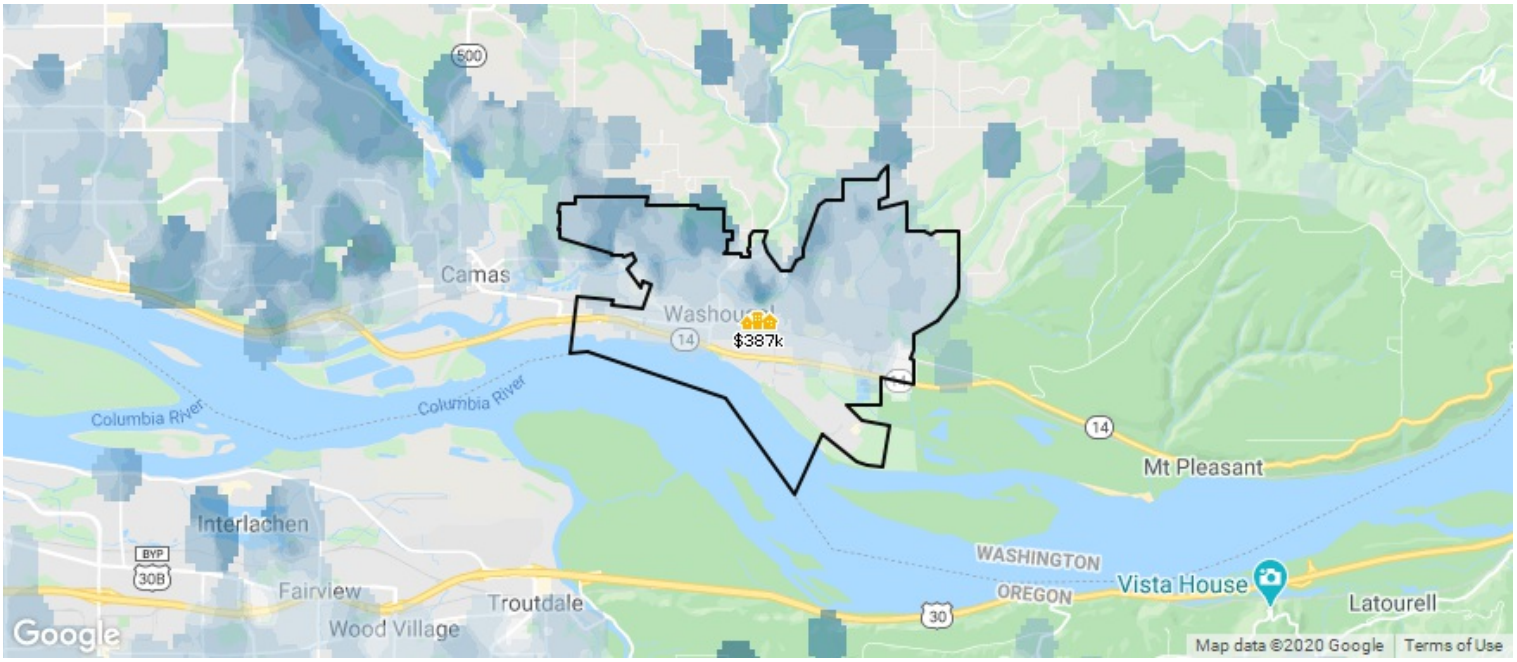

<$100k $500k >$5m

This map layer shows the average sales price for properties sold in the previous six months, in areas where RPR has MLS data. Source(s): MLS data; updated Quarterly.

Median Sales Price	Change Over Last Month	Change Over Last Quarter	Change Over Last 12 Months	Change Over Last 24 Months
$387K	↓ 3.16%	↓ 5.55%	↑ 19.15%	↓ 0.45%
Updated: 3/31/2020				

*About this data: The Metrics displayed here reflect median sales price for **All Residential Properties** using **MLS listing** data.*

Copyright 2020 Realtors Property Resource® LLC. All Rights Reserved.
Information is not guaranteed. Equal Housing Opportunity.

Washougal, Washington

Market Snapshot: List Price

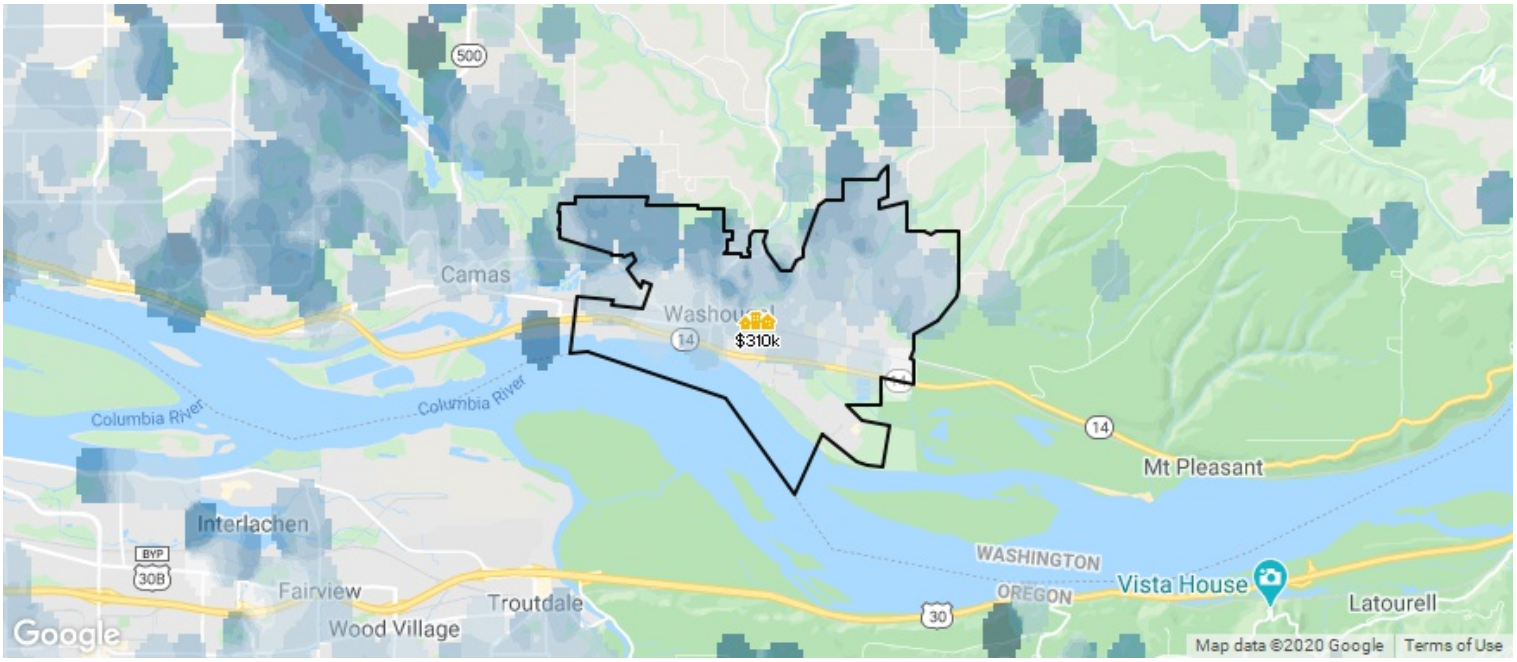

This map layer shows the average listing price for properties in the previous six months, in areas where RPR has MLS data. Source(s): MLS data; updated Quarterly.

Median List Price	Change Over Last Month	Change Over Last Quarter	Change Over Last 12 Months	Change Over Last 24 Months
$310K	↓ **3.13%**	↓ **4.28%**	↓ **3.91%**	↑ **11.08%**
Updated: 3/31/2020				

*About this data: The Metrics displayed here reflect median list price for **All Residential Properties** using **MLS listing** data.*

Copyright 2020 Realtors Property Resource® LLC. All Rights Reserved.
Information is not guaranteed. Equal Housing Opportunity.

RMLS™ | Market Activity Report

Washougal, Washington

Market Activity Summary Stats

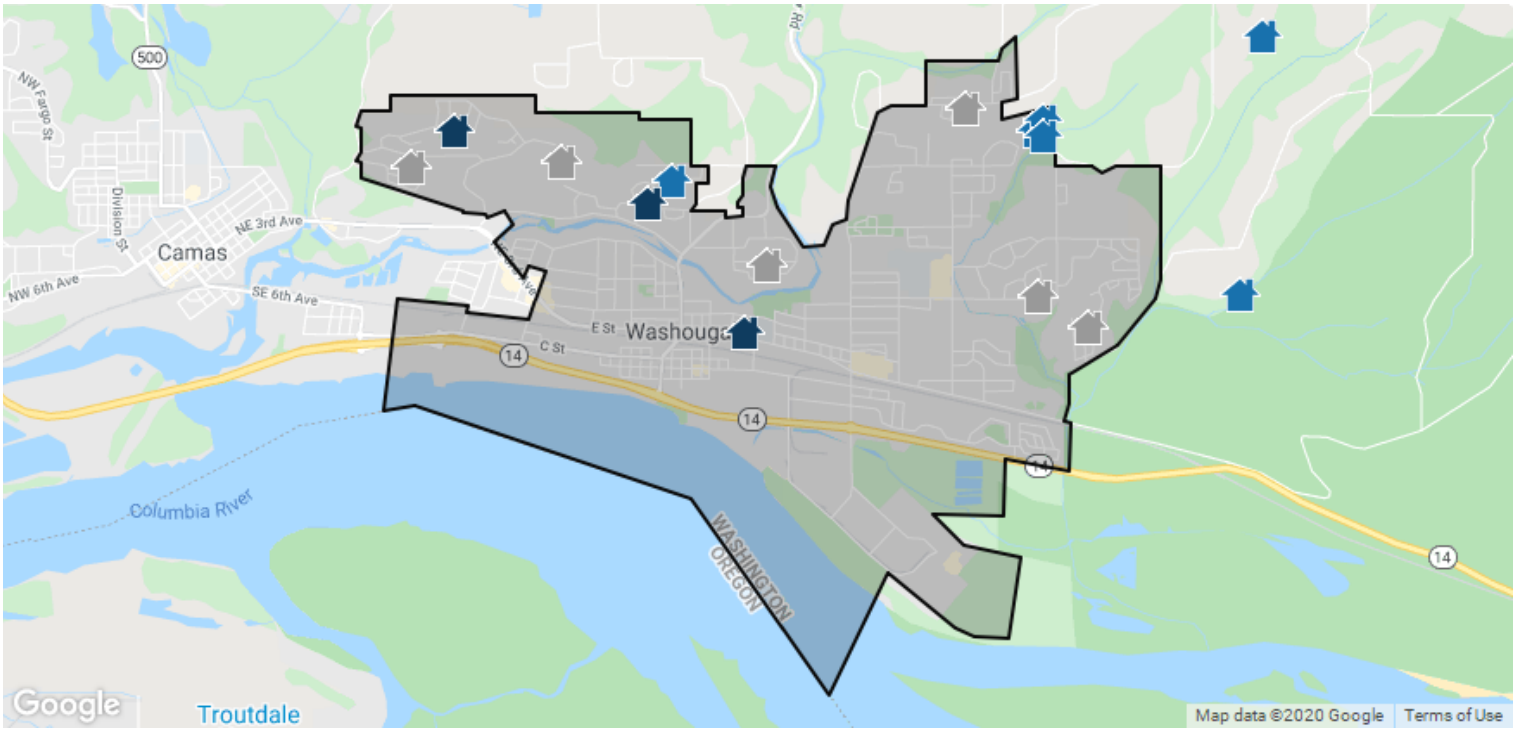

Search Criteria

Location: Washougal, Washington; **Date:** Changes in the Last 6 Months; **Change Types:** New Listings, Pending, Price Change, New Distressed, Expired, New For Lease, Recently Leased; **Property Types:** Single Family Residence, Condo/Townhouse/Apt, Coop; **Maximum Properties per Status:** 10; **Sort Order:** Recently updated

	New Listings	Pending Listings	Price Changes	Expired Listings
Number of Properties	10	9	6	10
Low Price / Value	$304,900	$299,900	$299,900	$325,000
Median Price / Value	$644,500	$509,900	$534,450	$482,000
High Price / Value	$1,312,500	$1,095,000	$595,000	$1,999,900
Average Price / Sq. Ft.	$249	$219	$218	$234
Median Price / Sq. Ft.	$229	$211	$233	$206
Average Days in RPR	68	76	113	145
Median Days in RPR	43	70	71	132
Total Volume	$7,438,299	$5,194,500	$3,018,200	$6,763,700

Copyright 2020 Realtors Property Resource® LLC. All Rights Reserved.
Information is not guaranteed. Equal Housing Opportunity.

Washougal, Washington

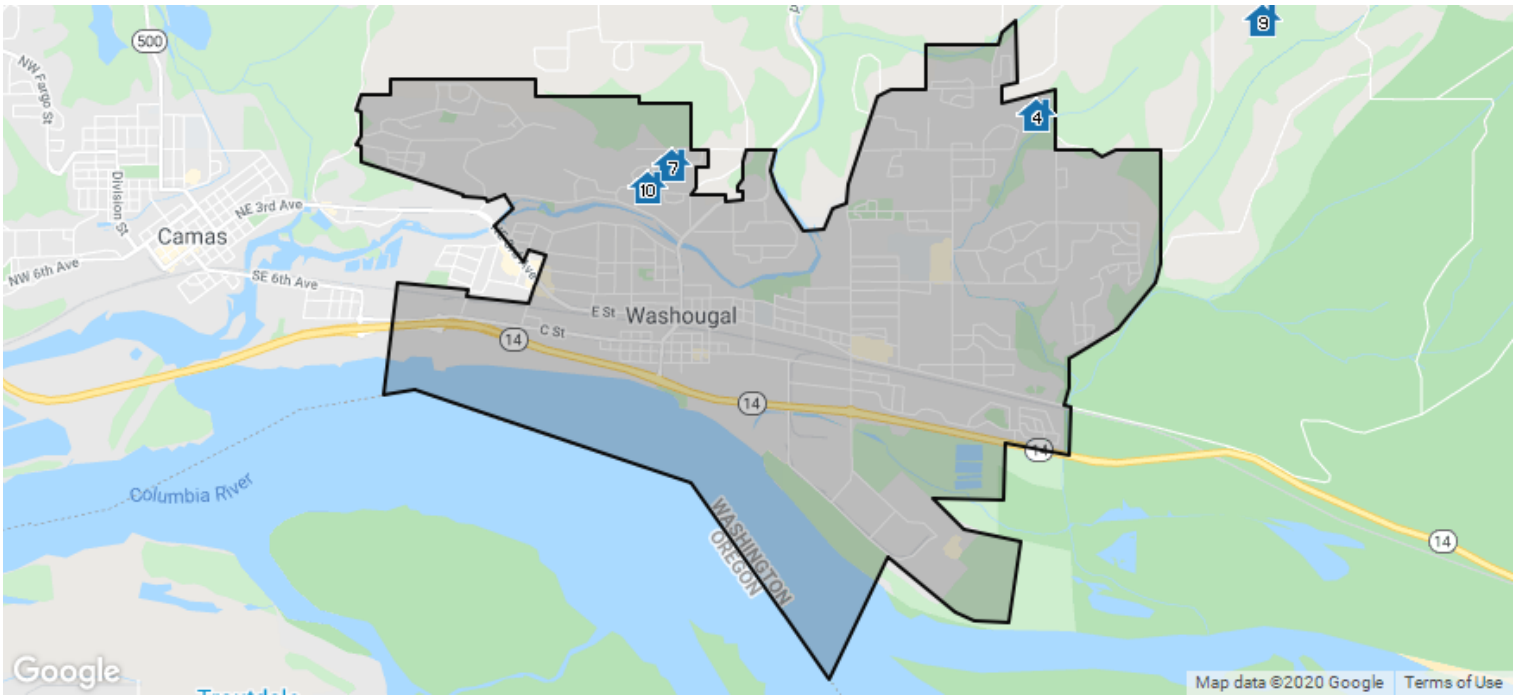

New Listings: 10

	Prop Type	Bed /Ba	Living Area (sq ft)	Lot Size (sq ft)	Year Built	Listing Date	Listing Price	Price per sq. ft.
1 FOR SALE · *Active: 11/20/2019* *MLS ID: 19114834*								
431 Laurel Ln	Single Family	4/2	2,750 sq ft	74,487	2007	11/20/2019	$750,000	$273

Relax to the sounds of the River**Beautiful Home on 3 separate lots #36 & #37 & # 38 all included**301 feet of River Front**Nestled on the banks of the Washougal River North Fork*Beautiful 1 level Palm Harbor home**Vaulted ceilings Island kitchen*Butlers pantry*3 plus bedrooms*2 fireplaces*covered porch for year around enjoyment.

Listing Courtesy of Windermere/Crest Realty Co

2 FOR SALE · *Active: 3/4/2020* *MLS ID: 20588120*								
2360 N R St	Single Family	3/3	1,581 sq ft	–	2019	3/4/2020	$309,900	$196

This is our 1581 SqFt town home plan, it has 3 bedrooms and 2.1 baths. The spacious great room themed floor plan will have engineered hardwoods throughout the main floor. The kitchen will have shaker style cabinets, slab counter tops, and stainless steel appliances. Upstairs features 3 large bedrooms & utility room. The Master suite has a large walk in closet, the master bathroom has slab counters and double vanities

Listing Courtesy of Parker Brennan Real Estate

3 FOR SALE · *Active: 3/4/2020* *MLS ID: 20510830*								
312 Thuja Narrow Rd	Single Family	3/3	2,109 sq ft	150,282	2001	3/4/2020	$488,000	$231

3 BR,2.5 BA. 2 story home+Bonus Rm over 2 Car Garage. 4 Acres Gentle Slopes. The Home Boasts a Beautiful Wood Burning Fire Place, Water Feature and Pond Out Back, New Vinyl Floor downstairs, High Quality Carpet and Paint throughout.Large Patio, Perfect for Hosting Large Gatherings. Private Well, with a Water Softener. Upper portion of property has been cleared and is ready for a Shop/Barn. Asphalt Driveway with RV Parking. Wildlife visiting daily. High Speed FIOS Internet Available! SEE 3D TOUR!

Listing Courtesy of Century 21 Northwest

Copyright 2020 Realtors Property Resource® LLC. All Rights Reserved.
Information is not guaranteed. Equal Housing Opportunity.

New Listings: 10 (cont.)

	Prop Type	Bed /Ba	Living Area (sq ft)	Lot Size (sq ft)	Year Built	Listing Date	Listing Price	Price per sq. ft.

4 FOR SALE • *Active: 3/3/2020* *MLS ID: 20518150*

2523 48th St	Single Family	4/3	2,388 sq ft	5,227	2020	3/3/2020	$489,000	$205

New construction home is located in wonderful neighborhood! This spacious 4br + office open floor plan features amenities such as hardwood flooring, gas fireplace, SS appliance & custom cabinets. Master suite on the second floor includes freestanding Tub, Tile walk in shower & quartz countertop. This home is a must see!

Listing Courtesy of Real Living The Real Estate Group

5 FOR SALE • *New, Active: 3/19/2020* *MLS ID: 20413765*

11 Bear Ridge Ln	Single Family	3/2	2,380 sq ft	87,120	2008	3/19/2020	$539,000	$226

Beautiful one level home on 2 acres with a serene quiet setting just minutes from town! This custom home features 3 bedrooms plus potential office/den. Tall 9 ft ceilings, brand new laminate floors, granite counters, skylights and a perfect floorplan. Wood burning fireplace, spacious bedrooms and wonderful master suite with walk in closet, two sinks, jetted tub and shower. Enjoy this private flat acreage from the beautiful new deck. RV parking and room for a shop!

Listing Courtesy of Windermere Stellar

8 FOR SALE • *Active: 3/5/2020* *MLS ID: 20319736*

642 Belle Center Rd	Single Family	5/4	4,702 sq ft	290,545	1908	3/5/2020	$1,050,000	$223

Turn-of-century farmhouse, remodel + 3500 SF addition 2000. Hardwood floors, open-plan Kit & DR. SS appl, eat bar. Huge Fam Room w/ hand-built fp of local river rock. Master Suite on Upper w/ gas stove, vaulted ceil, lg win, pvt patio. 2 addtl BR on Upper, Office & Loft, storage. Guest suite/addtl BR in separate wing off Kit. Wine Cellar/Game Room on Lower. Barn/shop & Lean-to built in 1980. 25 min to PDX, property is 100% fenced designed for cattle or horses. Wrap porch, patio w/ fire pit.

Listing Courtesy of Cascade Sothebys International Realty

7 FOR SALE • *New, Active: 3/27/2020* *MLS ID: 20601034*

1512 N Columbia Ridge Way	Single Family	5/3	5,108 sq ft	12,632	2016	3/27/2020	$1,299,999	$255

Nestled on a private .40 acre exquisite hillside with expansive Columbia river views in every direction. Light filled opn interior w/soaring ceilings & inviting spces. Thghtful design elements punctuated by luxurious featrs. Grand entry w/expnsve living & dining shwcsing dual sided FP. Kitch w/marble islnd, bar, built-ins, pantry. Lavish mstr w/plush soaking tub, walk in shower & grand closet. Lndry w/foldng station, ovrszd rms. LL offrs separate living, ktchnette, & bedrms.

Listing Courtesy of Windermere Stellar/Felida

8 FOR SALE • *Active: 12/3/2019* *MLS ID: 19623434*

977 W Magnolia Loop	Single Family	4/4	2,919 sq ft	–	2020	12/3/2019	$895,000	$307

Exciting opportunity to have your custom home be in NW Natural's 2020 Parade of Homes! While the floor plan has been chosen, there are many interior design options yet to be selected! Work with a professional interior designer on your SHOW HOME's stunning design. This luxury green home will feature high end finishes and top energy efficient features. Construction starting soon, inquire today!

Listing Courtesy of Professional Realty Srvc Of Wa

8 FOR SALE • *Active: 1/8/2020* *MLS ID: 20575633*

999 W Magnolia Loop	Single Family	4/4	3,466 sq ft	–	2020	1/8/2020	$1,312,500	$379

Unique opportunity to build in the Parade of Homes 2020 with award winning Parade builder! "Wy-East" plan features inviting timber work, open living spaces, soaring ceiling in vaulted great room, gourmet kitchen, luxury outdoor living space, & exquisite details. Premier corner lot w/sweeping views in gated community. Take a 3D Virtual tour of this plan to experience each room in virtual reality. Washougal address, Camas schools! 3D Video tour coming soon.

Listing Courtesy of Professional Realty Srvc Of Wa

Copyright 2020 Realtors Property Resource® LLC. All Rights Reserved.
Information is not guaranteed. Equal Housing Opportunity.

New Listings: 10 (cont.)

	Prop Type	Bed /Ba	Living Area (sq ft)	Lot Size (sq ft)	Year Built	Listing Date	Listing Price	Price per sq. ft.
10 FOR SALE · *Active: 1/20/2020* *MLS ID: 20307717*								
2380 N R St	Single Family	3/3	1,590 sq ft	2,178	2019	1/20/2020	$304,900	$192

This is our 1581 SqFt town home plan, it has 3 bedrooms and 2.1 baths. The spacious great room themed floor plan will have engineered hardwoods throughout the main floor. The kitchen will have shaker style cabinets, slab counter tops, and stainless steel appliances. Upstairs features 3 large bedrooms & utility room. The Master suite has a large walk in closet, the master bathroom has slab counters and double vanities

Listing Courtesy of Parker Brennan Real Estate

Copyright 2020 Realtors Property Resource® LLC. All Rights Reserved.
Information is not guaranteed. Equal Housing Opportunity.

RMLS | Market Activity Report

Washougal, Washington

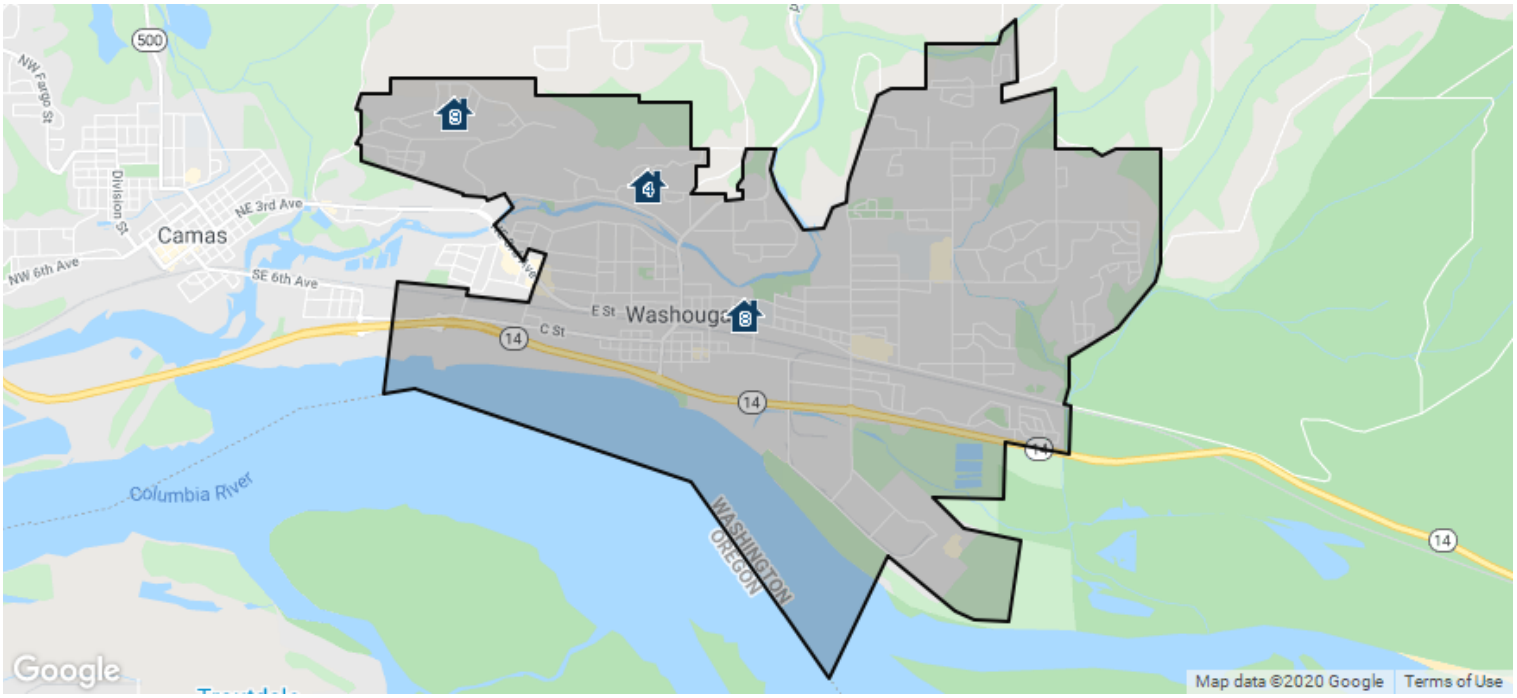

Pending Listings: 9

	Prop Type	Bed /Ba	Living Area (sq ft)	Lot Size (sq ft)	Listing Date	Listing Price	Pending Date	Price per sq. ft.

1 PENDING · *Burnpable Buyer as of 4/9/2020* *MLS ID: 20348697*

12692 Washougal River Rd	Single Family	4/5	4,437 sq ft	78,843	3/2/2020	$1,095,000	4/9/2020	$247

Custom built home overlooking the Washougal River. Watch Eagle/salmon run and wildlife from most rooms. Gourmet kitchen with WOLF, Bosch and Viking SS appliances. Mud room and laundry, New carpet and new interior paint. Heated floors throughout, Wine room. River Frontage. Detached Shop, Office and artist studio, all insulated, dry-walled and powered. Possibilities for ADUs, carer or guests.

Listing Courtesy of Windermere/Crest Realty Co

2 PENDING · *Pending as of 4/4/2020* *MLS ID: 19591257*

11472 Washougal River Rd	Single Family	2/2	1,148 sq ft	8,276	1/13/2020	$299,900	4/4/2020	$261

RIVER FRONT two bedroom charming and unique cabin/cottage. From windows out the back you have views of river, territory, and waterfall. Hardwood floors, 2 fireplaces, pantry, mini-split heat-A/C. Private with access to a great salmon fishing hole and island in middle of river. Deck overlooking river, screened in area for pets if you like. Tool/garden shed, carport, room for RV parking. Dynamic property! Air B&B? Near Salmon Falls Bridge. Buy backed out for personal reasons, not because of home.

Listing Courtesy of Re/Max Equity Group

3 PENDING · *Pending as of 4/2/2020* *MLS ID: 20542105*

91 Ellie Way	Single Family	4/3	2,080 sq ft	126,759	3/10/2020	$509,900	4/2/2020	$245

Exquisite custom home nestled away from the hustle and bustle of city living, but close enough to the city for all your everyday amenities. Minutes to country store, 10 miles to Camas. This home boasts a master on the main, large bedrooms upstairs with a large upstairs living space. Sit in the breakfast nook and watch wildlife. Fenced backyard, fun firepit and so much more. This home is surrounded by million-dollar properties. You wont want to miss this home.

Listing Courtesy of Keller Williams Realty

Copyright 2020 Realtors Property Resource® LLC. All Rights Reserved.
Information is not guaranteed. Equal Housing Opportunity.

Pending Listings: 9 (cont.)

	Prop Type	Bed /Ba	Living Area (sq ft)	Lot Size (sq ft)	Listing Date	Listing Price	Pending Date	Price per sq. ft.

4 PENDING · *Pending as of 3/30/2020* *MLS ID: 20628992*

2430 N R St	Single Family	3/3	1,581 sq ft	2,613	1/20/2020	$309,900	3/30/2020	$196

This is our 1581 SqFt town home plan, it has 3 bedrooms and 2.1 baths. The spacious great room themed floor plan will have engineered hardwoods throughout the main floor. The kitchen will have shaker style cabinets, slab counter tops, and stainless steel appliances. Upstairs features 3 large bedrooms & utility room. The Master suite has a large walk in closet, the master bathroom has slab counters and double vanities

Listing Courtesy of Parker Brennan Real Estate

5 PENDING · *Burnpable Buyer as of 2/23/2020* *MLS ID: 19084685*

282 Stevens Rd	Single Family	4/3	2,656 sq ft	217,800	11/9/2019	$560,000	2/23/2020	$211

Don't miss this private Chalet home nestled on 5 flat acres w/ lots of open space.Home needs a little TLC.Owner is constantly working on improvements.Brand new refrigerator & 80 gal hot water heater.Interior has Knotty Pine ceilings,Hickory cabinets,real Oak hardwood flooring & 6 panel solid Pine doors.Beautiful woodwork & masonry.Great backyard for entertaining w/ well crafted pool w/ gunite concrete lining & all pump equipment.2 fire pits.Large outbuilding for parking cars/storage & equipment.

Listing Courtesy of Windermere/Crest Realty Co

8 PENDING · *Pending as of 3/23/2020* *MLS ID: 20073361*

101 Malfait Tracts Rd	Single Family	4/3	3,150 sq ft	34,848	3/20/2020	$649,900	3/23/2020	$206

Rare opportunity! Beautiful Washougal River waterfront home on .8 acre. Fully finished daylight basement with ADU potential. Updated 4BR/3BA, 2 Master Suites (one on each level), large rooms, light & bright, quality finishes, 120' high-bank river frontage, peaceful setting, mature trees, great fishing, level backyard with garden, sprinkler system, 2 balconies, deck and patio to enjoy the views. RV/Boat parking and integrated dog kennel.

Listing Courtesy of Professional Realty Srvc Of Wa

7 PENDING · *Pending as of 3/10/2020* *MLS ID: 19565857*

301 Ward Rd	Single Family	2/2	2,697 sq ft	206,910	3/5/2020	$500,000	3/10/2020	$185

Unique Loft Style Custom Acreage Home with Panoramic Views! Peaked ceilings and exposed beams. Large Kitchen with tall upper maple cabinets. Main floor wrapped in windows and full wrap around deck. Adaptive accessibility features w/ Open Floor Plan, Chair Lift, Roll In Shower & Tall Garage Doors. Energy Efficient w/ a Geothermal Heat Pump, Radiant 4" Concrete Floors. Studio Apartment w/ Sep Entrance and 9ft ceilings.

Listing Courtesy of Knipe Realty Era Powered

8 PENDING · *Pending as of 3/8/2020* *MLS ID: 20227350*

1700 N 23rd St	Single Family	3/3	1,778 sq ft	2,613	2/5/2020	$319,900	3/8/2020	$180

This is our 1778 SqFt town home plan, it has 3 bedrooms and 2.1 baths. The spacious great room themed floor plan W/ fireplace. The kitchen will have shaker style cabinets, slab counter tops, and stainless steel appliances. The Master suite has a large walk in closet, the master bathroom has slab counters & double vanities.

Listing Courtesy of Parker Brennan Real Estate

Photo Omitted by Seller

8 PENDING · *Pending as of 12/5/2019* *MLS ID: 19460070*

290 W Y St	Single Family	4/5	3,973 sq ft	–	12/3/2019	$950,000	12/5/2019	$239

Pre-sold home. To be completed July 2020

Listing Courtesy of Real Living The Real Estate Group

Copyright 2020 Realtors Property Resource® LLC. All Rights Reserved.
Information is not guaranteed. Equal Housing Opportunity.

RMLS | Market Activity Report

Washougal, Washington

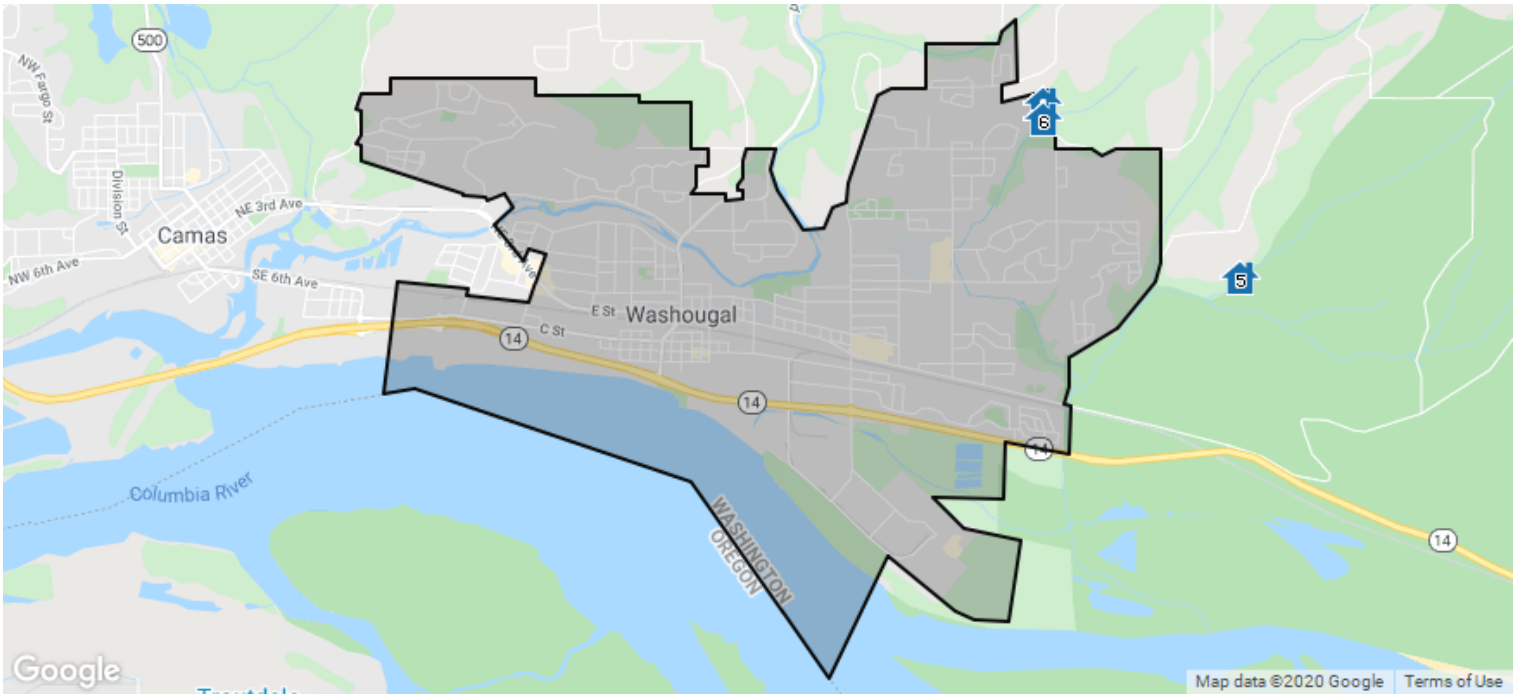

Price Changes: 6

	Prop Type	Bed /Ba	Living Area (sq ft)	Orig. Listing Date	Orig. Price	New Price	Date of Chg.	% Chg.

1 FOR SALE · *Active: 7/25/2019* *MLS ID: 19053055*

4802 Z St	Single Family	4/3	3,332 sq ft	7/25/2019	$525,000	$489,500	4/7/2020	-6.76%

Stunning home with tons of large windows. Views of the Columbia River and Portland lights! Open concept, stainless steel appliances & gorgeous wood floors. Spacious bedrooms & office on the main. Built in around fireplace in living area & custom wood work. Large deck w/ hot tub overlooking the valley and views, perfect for your summertime BBQ entertaining! Finished lower level offers a large bonus space or can be converted to separate living quarters. Bring us an offer, motivated sellers!

Listing Courtesy of Real Living The Real Estate Group

2 PENDING · *Pending as of 4/4/2020* *MLS ID: 19591257*

11472 Washougal River Rd	Single Family	2/2	1,148 sq ft	1/13/2020	$325,000	$299,900	2/14/2020	-7.72%

RIVER FRONT two bedroom charming and unique cabin/cottage. From windows out the back you have views of river, territory, and waterfall. Hardwood floors, 2 fireplaces, pantry, mini-split heat-A/C. Private with access to a great salmon fishing hole and island in middle of river. Deck overlooking river, screened in area for pets if you like. Tool/garden shed, carport, room for RV parking. Dynamic property! Air B&B? Near Salmon Falls Bridge. Buy backed out for personal reasons, not because of home.

Listing Courtesy of Re/Max Equity Group

3 PENDING · *Pending as of 4/2/2020* *MLS ID: 20542105*

91 Ellie Way	Single Family	4/3	2,080 sq ft	3/10/2020	$525,000	$509,900	3/16/2020	-2.88%

Exquisite custom home nestled away from the hustle and bustle of city living, but close enough to the city for all your everyday amenities. Minutes to country store, 10 miles to Camas. This home boasts a master on the main, large bedrooms upstairs with a large upstairs living space. Sit in the breakfast nook and watch wildlife. Fenced backyard, fun firepit and so much more. This home is surrounded by million-dollar properties. You wont want to miss this home.

Listing Courtesy of Keller Williams Realty

RPR®

Copyright 2020 Realtors Property Resource® LLC. All Rights Reserved.
Information is not guaranteed. Equal Housing Opportunity.

Price Changes: 6 (cont.)

	Prop Type	Bed /Ba	Living Area (sq ft)	Orig. Listing Date	Orig. Price	New Price	Date of Chg.	% Chg.

4 FOR SALE · *Active: 10/9/2019* *MLS ID: 19136510*

1301 Mathews Rd	Single Family	3/3	2,688 sq ft	10/9/2019	$637,500	$595,000	3/31/2020	-6.67%

Dream home on a wild melodic Steelhead Trout river. A very bright open plan with soaring ceilings, master on main, hardwood, tile, loft, bonus rm, metal roof, shop/apartment, greenhouse, decks, trails, native landscape, secluded scenic sanctuary, fruit trees, deer fenced, & more! Real vacation style living, and just 45 minutes to PDX, or work from home with high-speed internet!

Listing Courtesy of Cascade Home Sales, Inc.

5 FOR SALE · *Active: 2/27/2020* *MLS ID: 20516924*

SE Wooding Rd	Single Family	3/3	2,265 sq ft	2/27/2020	$579,000	$564,900	3/27/2020	-2.44%

Proposed customizable large ranch with 3 bedrooms plus den, 3 car garage, 10' ceilings, AC, covered rear patio, well, septic, driveway and site improvements all included. Private setting, beautifully scenic and close in location just minutes from conveniences and HWY 14. Photos are of similar home in different location.

Listing Courtesy of Windermere Stellar

6 FOR SALE · *Active: 2/26/2020* *MLS ID: 20683679*

4808 Y St	Single Family	5/4	3,046 sq ft	2/26/2020	$569,000	$559,000	3/25/2020	-1.76%

This stunning new construction is nestled high in the trees . Massive windows and balcony on the main floor open to the protected Green Belt views. This spacious 5br + office floor plan features amenities such as hardwood flooring, gas fireplace, SS appliance & custom cabinets. Master suite on the second floor includes freestanding Tub, Tile walk in shower & quartz countertop. Finished lower level offers a large bonus and storage room that can be converted to separate living quarters.

Listing Courtesy of Real Living The Real Estate Group

Copyright 2020 Realtors Property Resource® LLC. All Rights Reserved.
Information is not guaranteed. Equal Housing Opportunity.

RMLS Market Activity Report

Washougal, Washington

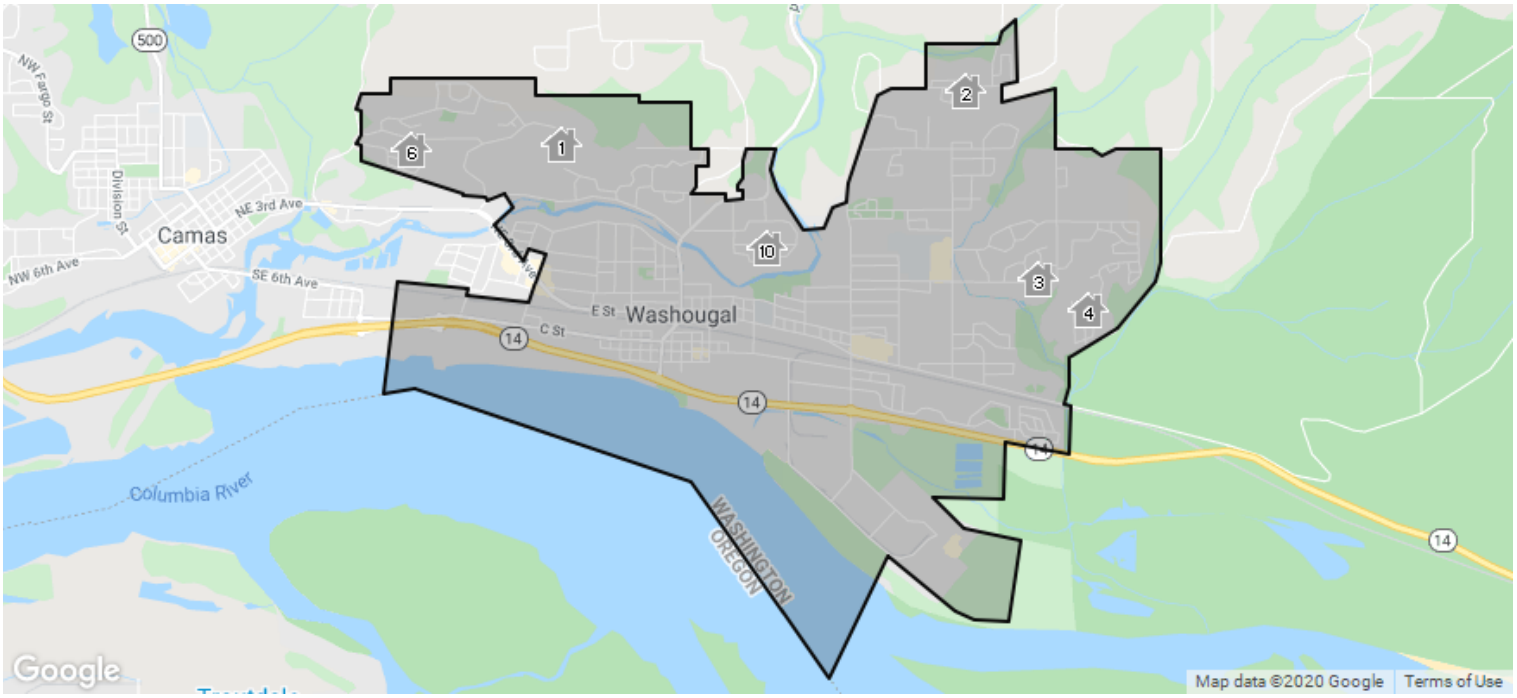

Expired Listings: 10

	Prop Type	Bed /Ba	Living Area (sq ft)	Lot Size (sq ft)	Year Built	Listing Price	Expired Date	Price per sq. ft.

1 EXPIRED · *MLS Listing 19607930: 9/17/2019* *MLS ID: 19607930*

632 N U St	Single Family	3/3	2,584 sq ft	5,662	2007	$459,000	1/1/2020	$174

Beautiful, exceptionally maintained Dayranch featuring an open kitchen to dining/living area and family room w/fireplace on lower level. Hardwood floors, granite slab kitchen island, built in cooktop, microwave and oven. French doors to spacious Den on Main . Master Suite on Main with ceiling fan, dual sinks, separate shower and soaking tub. Hookups for Laundry on both levels. Covered patio w/views of the River. Fully fenced backyard.

Listing Courtesy of Keller Williams Realty

2 EXPIRED · *MLS Listing 19001814: 7/12/2019* *MLS ID: 19001814*

3967 Cedar St	Single Family	4/4	2,965 sq ft	8,276	2004	$535,000	12/31/2019	$174

DESIREABLE RIVERVIEW NEIGHBORHOOD !!! Beautiful 4 bed/3.5 bath home. 2965 sq ft featuring high vaulted ceilings,cherry hardwood floors,cabinets,built-ins. Kitchen features granite counters, stainless gas appliances,and butler's pantry. Large master suite, walk in closet. Large, fenced yard, covered deck.

Listing Courtesy of Windermere/Crest Realty Co

3 EXPIRED · *MLS Listing 19531970: 8/16/2019* *MLS ID: 19531970*

1008 Fairway Dr	Single Family	4/2	1,874 sq ft	7,405	2002	$365,000	12/31/2019	$187

One level home that sits across the street from Orchard Hills golf course. Sellers have recently installed new laminate wood floors and white wood trim. Home has vaulted ceilings and open layout.

Listing Courtesy of Nw Rose Real Estate

4 EXPIRED · *MLS Listing 19509514: 8/22/2019* *MLS ID: 19509514*

716 Sunset Ridge Dr	Single Family	3/3	1,502 sq ft	7,405	2001	$325,000	12/26/2019	$216

–

Listing Courtesy of Veracity Real Estate Group

RPR®

Copyright 2020 Realtors Property Resource® LLC. All Rights Reserved.
Information is not guaranteed. Equal Housing Opportunity.

Expired Listings: 10 (cont.)

	Prop Type	Bed /Ba	Living Area (sq ft)	Lot Size (sq ft)	Year Built	Listing Price	Expired Date	Price per sq. ft.

5 EXPIRED · *MLS Listing 19359800: 6/10/2019* *MLS ID: 19359800*

33207 SE 6th St	Single Family	3/3	3,596 sq ft	459,122	1989	$1,999,900	12/6/2019	$556

Must see equestrian estate on 10.54 ac set in the Washougal countryside. Perfect for your equine needs w/Clearspan 100x200 indr arena for dressage or H/J, 10-12x17 stalls w/mats & auto wtr, tack rm, htd wash/groom rack, CCTV, Centaur fncng, 5 lrg pasturs w/lean tos, rnd pen. Shop/barn w/up to 4-12x12 stalls & RV/Trailer pkg. Complete remodeled 3bd/2.5 ba home w/chef's kit, granite, SS appl, eat-in isl. Bonus rm. Mstr Ste. 20 min to PDX!

Listing Courtesy of Cascade Sothebys International Realty

6 EXPIRED · *MLS Listing 19672084: 8/19/2019* *MLS ID: 19672084*

785 W U St	Single Family	3/4	2,609 sq ft	3,920	2006	$419,000	11/30/2019	$158

Gorgeous Modern Home! Access to Camas Schools! HOA cared for fenced grass backyard, side & front so you can enjoy the space. Luxurious master suite with dual-sided fireplace & jet spa, 2nd large ste with a study, 3rd bdrm with full bath. Great room with fireplace and large trex deck, modern cedar siding. Loads of light! Gorgeous details floor (teak wood) 10' ceilings. Granite kitchen with walk-in pantry and gas stove. Elevator ready!

Listing Courtesy of Savvy Lane

7 EXPIRED · *MLS Listing 19620896: 3/19/2019* *MLS ID: 19620896*

12692 Washougal River Rd	Single Family	3/5	4,437 sq ft	78,843	2009	$1,279,000	11/30/2019	$247

Peace-full and quiet, custom built home overlooking the Washougal River. Watch Eagle/salmon run and wildlife from most rooms. Gourmet kitchen with WOLF, Bosch and Viking SS appliances. Mud room and laundry, New carpet and new interior paint. Heated floors throughout, Wine room. River Frontage. Detached Shop, Office and artist studio, all insulated, dry-walled and powered. Possibilities for ADUs, carer or guests.

Listing Courtesy of Windermere/Crest Realty Co

8 EXPIRED · *MLS Listing 19394961: 4/29/2019* *MLS ID: 19394961*

431 Laurel Ln	Single Family	4/2	2,750 sq ft	74,052	2007	$649,000	11/15/2019	$218

Relax to the sounds of the River**Beautiful Home on 3 separate lots #36 & #37 & # 38 all included**Nestled on the banks of the Washougal River North Fork*Beautiful 1 level Palm Harbor home**Vaulted ceilings Island kitchen*Butlers pantry*3 plus bedrooms*2 fireplaces*covered porch for year around enjoyment.

Listing Courtesy of Windermere/Crest Realty Co

9 EXPIRED · *MLS Listing 19620885: 9/5/2019* *MLS ID: 19620885*

312 Sprinkle Rd	Single Family	4/3	2,844 sq ft	121,968	2006	$619,000	11/18/2019	$207

Come fall in Love! Immaculate custom home 3 acres amazing views & sunsets across the Columbia River Gorge Home is NOT in gorge comm. Easy 15 min to Washougal/Camas shopping gas restaurants & approx 26 mins to PDX; near to hike swim fish! Great for horses goats MX or a beautiful wedding venue! Functioning as 5 bdrm + office; Great rm granite crown moulding mahogany cabinets, trex & custom iron deck railing Open House Thurs 10-24 3:30-6pm

Listing Courtesy of Prune Hill Realty

10 EXPIRED · *MLS Listing 19377655: 7/23/2019* *MLS ID: 19377655*

2432 N M St	Single Family	3/3	2,099 sq ft	7,840	1994	$429,900	10/31/2019	$205

Fabulous 3 bed room home in White River Estates. 2099 SF. Washougal River Access at end of street! Fish or float. New interior paint and carpet throughout. Roof is only 2 years old. Huge Patio! Landscape Sprinkler system. Playhouse or shed in backyard. Ready to move in and enjoy as all the work has been done!

Listing Courtesy of Copper Creek Real Estate

Copyright 2020 Realtors Property Resource® LLC. All Rights Reserved.
Information is not guaranteed. Equal Housing Opportunity.

About RPR (Realtors Property Resource)

- Realtors Property Resource® is a wholly owned subsidiary of the National Association REALTORS®.
- RPR offers comprehensive data – including a nationwide database of 164 million properties – as well as powerful analytics and dynamic reports exclusively for members of the NAR.
- RPR's focus is giving residential and commercial real estate practitioners, brokers, and MLS and Association staff the tools they need to serve their clients.
- This report has been provided to you by a member of the NAR.

RPR® REALTORS PROPERTY RESOURCE

About RPR's Data

RPR generates and compiles real estate and other data from a vast array of sources. The data contained in your report includes some or all of the following:

- **Listing data** from our partner MLSs and CIEs, and related calculations, like estimated value for a property or median sales price for a local market.
- **Public records data** including tax, assessment, and deed information. Foreclosure and distressed data from public records and RealtyTrac.
- **Market conditions and forecasts** based on listing and public records data.
- **Census and employment data** from the U.S. Census and the U.S. Bureau of Labor Statistics.
- **Demographics and trends data** from Esri. The data in commercial and economic reports includes Tapestry Segmentation, which classifies U.S. residential neighborhoods into unique market segments based on socioeconomic and demographic characteristics.
- **Business data** including consumer expenditures, commercial market potential, retail marketplace, SIC and NAICS business information, and banking potential data from Esri.
- **School data and reviews** from Niche.
- **Specialty data sets** such as walkability scores, traffic counts and flood zones.

Update Frequency

- Listings and public records data are updated on a continuous basis.
- Charts and statistics calculated from listing and public records data are refreshed monthly.
- Other data sets range from daily to annual updates.

Learn more

For more information about RPR, please visit RPR's public website: http://blog.narrpr.com

NATIONAL ASSOCIATION of REALTORS® Wholly Owned Subsidiary | RPR® TECHNOLOGY ANALYTICS INNOVATION

Copyright 2020 Realtors Property Resource® LLC. All Rights Reserved.
Information is not guaranteed. Equal Housing Opportunity.

RMLS™

MARKET ACTIVITY REPORT

Woodland, Washington

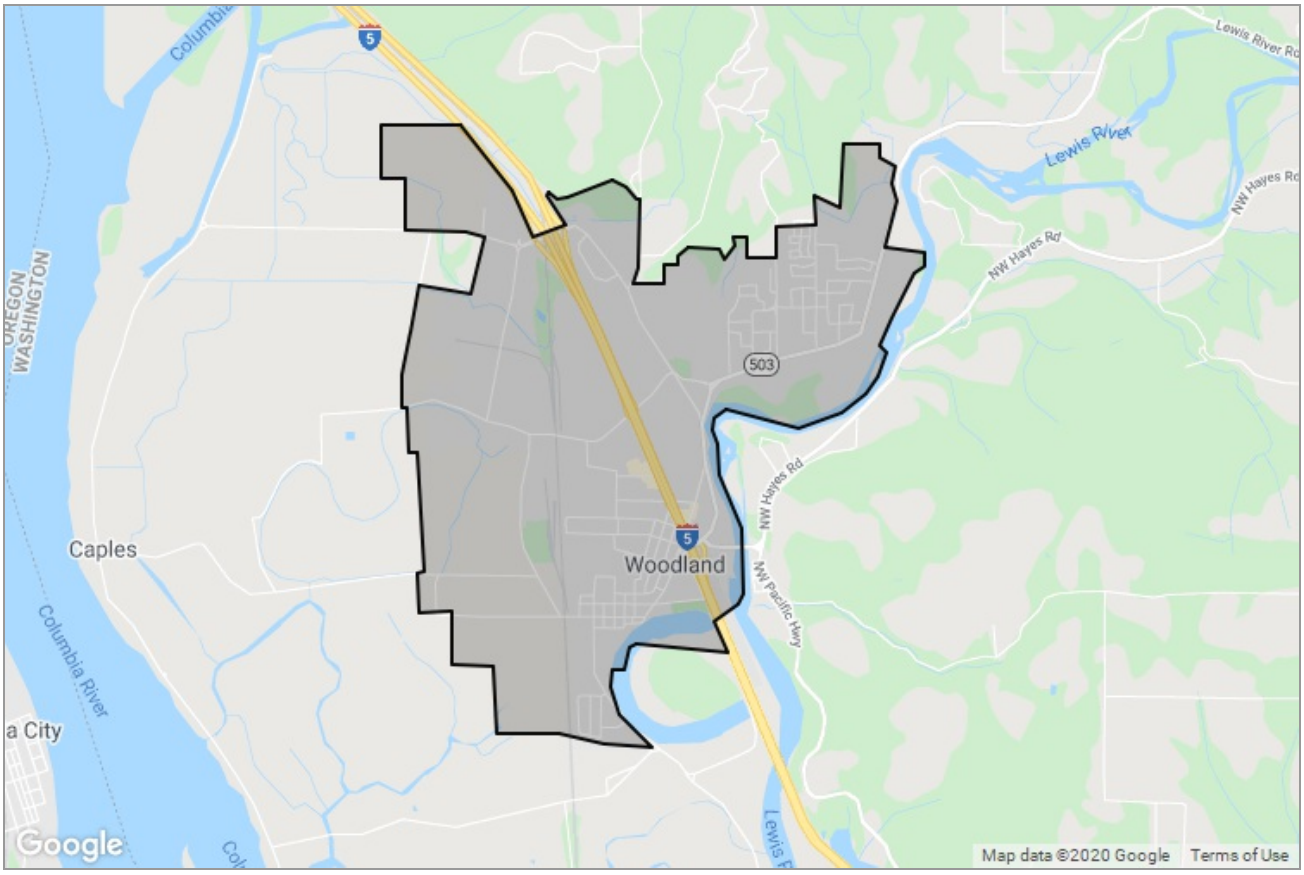

Presented by

Josh Thomas | **Real Estate Broker**

The Handris Realty Company

Mobile: (360) 901-2280 | Office: (360) 695-9292

Main: Josh.Thomas@jetyourestate.com
Broker: www.jetyourestate.com |
Broker: www.facebook.com/jetyourestate

The Handris Realty Company
15524 SE Mill Plain Blvd.
Vancouver, WA 98684

Copyright 2020 Realtors Property Resource® LLC. All Rights Reserved.
Information is not guaranteed. Equal Housing Opportunity.

Woodland, Washington

Market Snapshot: Estimated Home Values

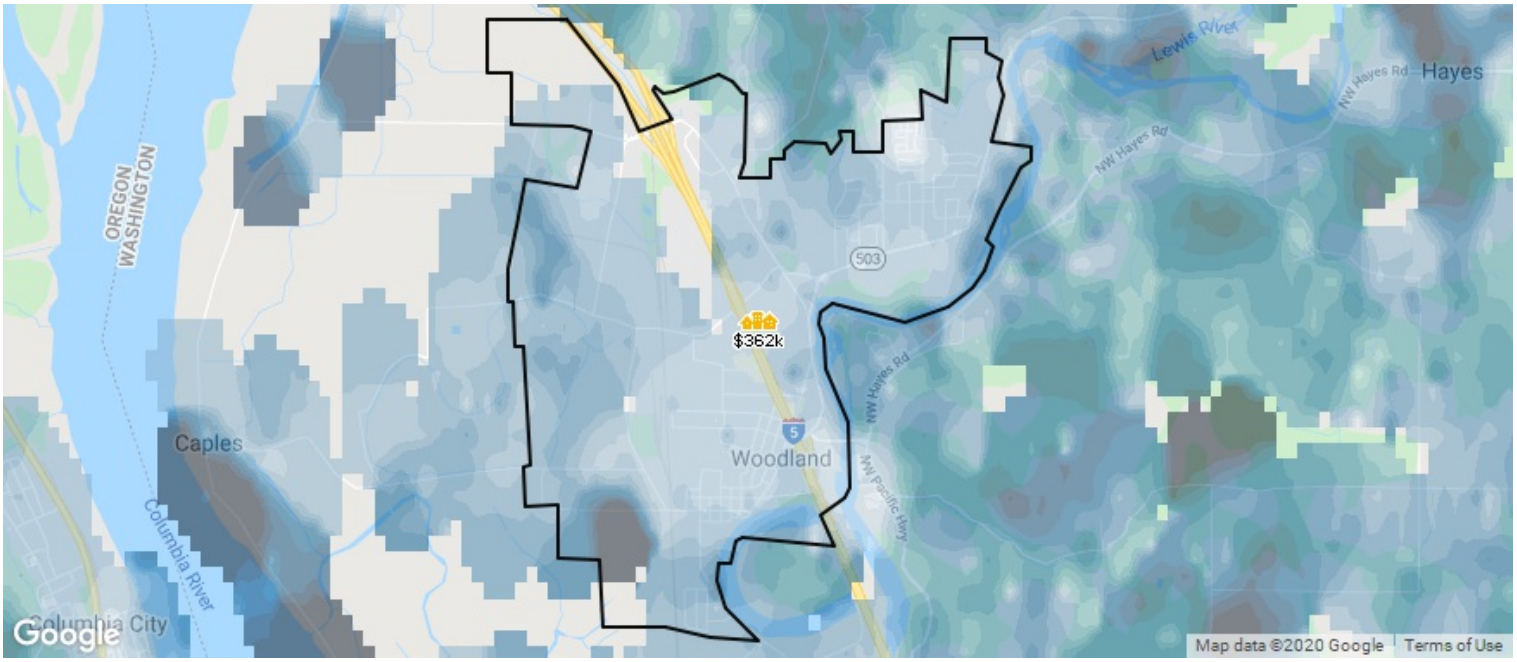

This map layer shows the average estimated home values, based on the AVMs and RVMs® for properties in an area. Source(s): Public records and MLS data where licensed; updated Quarterly.

Median Est. Home Value	Change Over Last Month	Change Over Last Quarter	Change Over Last 12 Months	Change Over Last 24 Months
$362K	**5.95%**	**1.4%**	**7.46%**	**25.76%**
Updated: 3/31/2020				

*About this Data: Estimated home values are generated by a valuation model and are not formal appraisals. Valuations are based on public records and MLS data where licensed. The metrics shown here reflect **All Residential Properties** data.*

Copyright 2020 Realtors Property Resource® LLC. All Rights Reserved.
Information is not guaranteed. Equal Housing Opportunity.

Woodland, Washington

Market Snapshot: 12-Month Change in Estimated Value

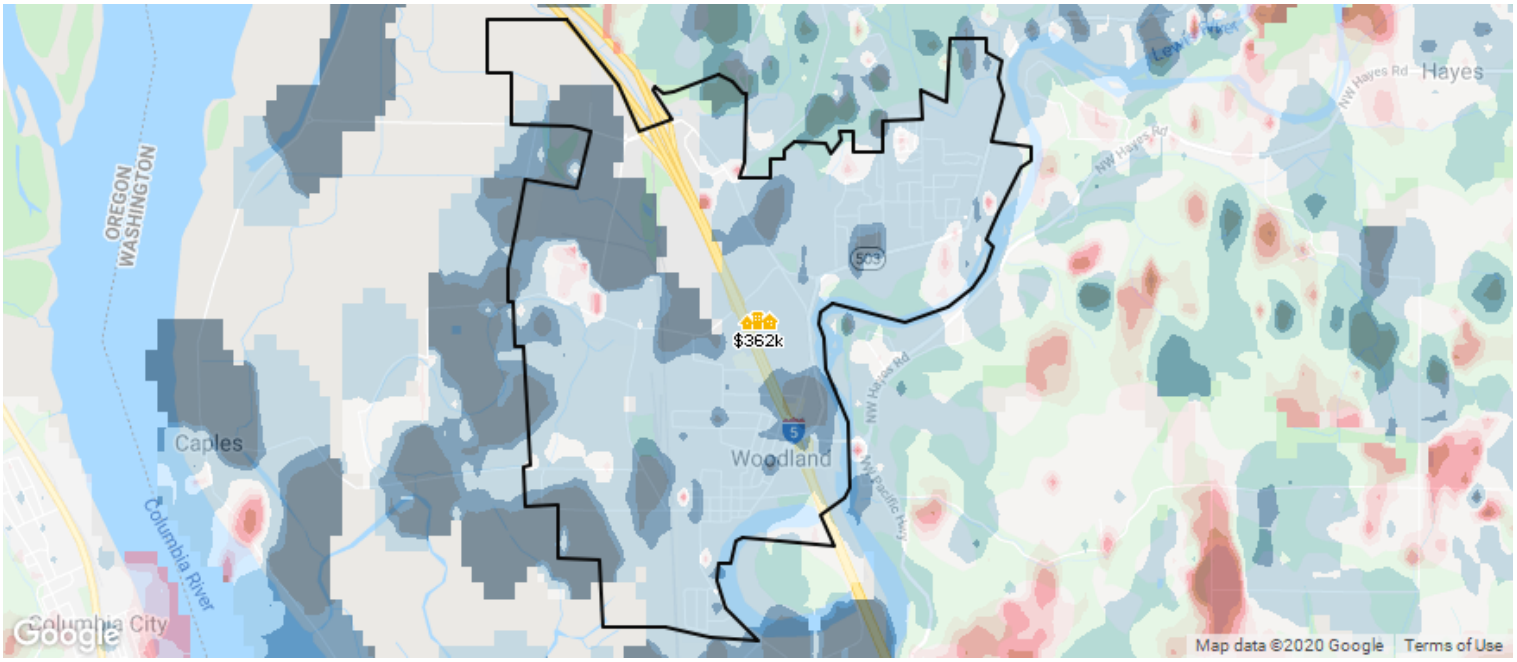

-15% 2.5% +20%

This map layer shows the change in estimated home values over the past 12 months, based on the AVMs and RVMs® for properties in an area. Source(s): Public records and MLS data where licensed; updated Quarterly.

Median Est. Home Value	Change Over Last 12 Months	Change Over Last 24 Months	Change Over Last 36 Months
$362K	**7.46%**	**25.76%**	**32.32%**
Updated: 3/31/2020			

*About this Data: Estimated home values are generated by a valuation model and are not formal appraisals. Valuations are based on public records and MLS data where licensed. The metrics shown here reflect **All Residential Properties** data.*

Copyright 2020 Realtors Property Resource® LLC. All Rights Reserved.
Information is not guaranteed. Equal Housing Opportunity.

Woodland, Washington

Market Snapshot: Concentration of Distressed Properties

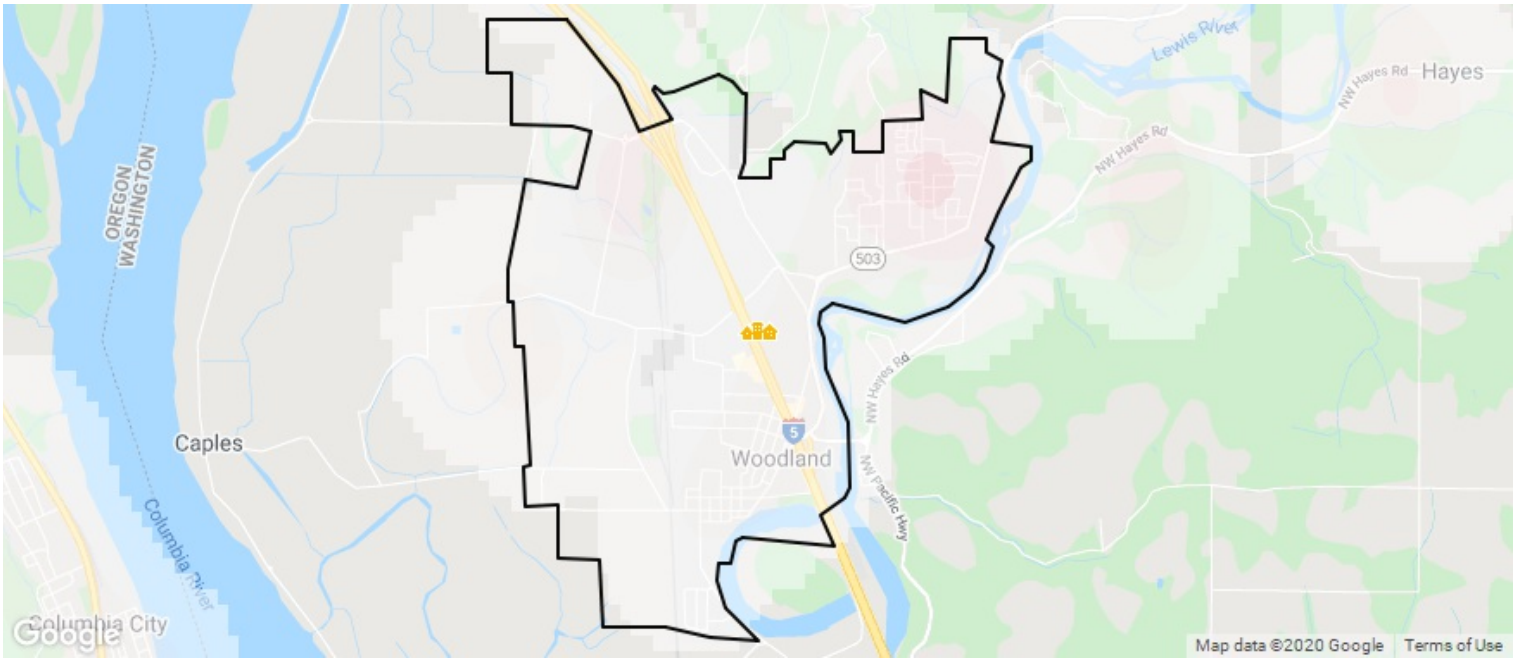

Low High

This map layer shows the concentration of distressed properties, in areas where RPR has MLS data.
Source(s): MLS data; updated Quarterly.

Total # of Distressed Properties	# of Pre-Foreclosures	# of Foreclosures	# of Short Sales
3	**1**	**2**	**0**
Updated: 4/15/2020			

)

*About this data: The metrics displayed here reflect distressed property counts (listings and public records) for **All Residential Properties** as of 4/15/2020.*

Copyright 2020 Realtors Property Resource® LLC. All Rights Reserved.
Information is not guaranteed. Equal Housing Opportunity.

Woodland, Washington

Market Snapshot: Sales Price

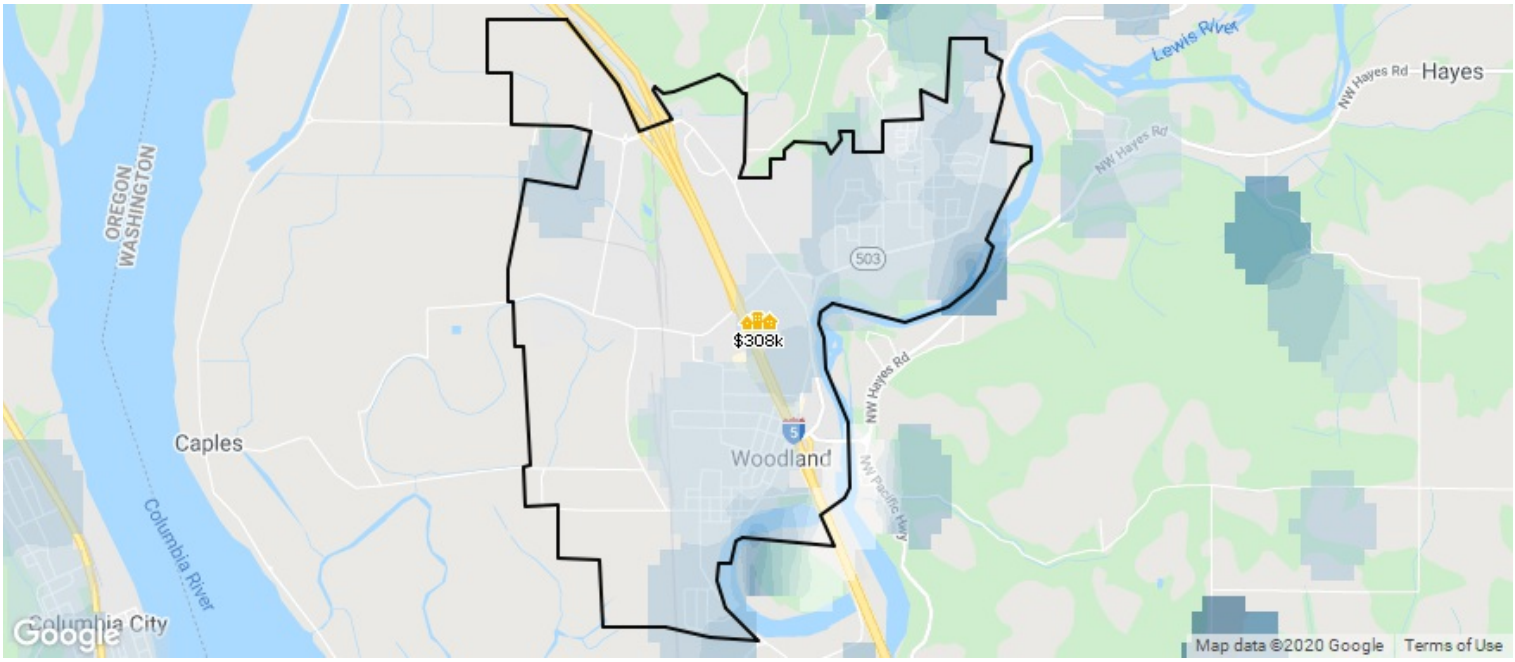

This map layer shows the average sales price for properties sold in the previous six months, in areas where RPR has MLS data. Source(s): MLS data; updated Quarterly.

Median Sales Price	Change Over Last Month	Change Over Last Quarter	Change Over Last 12 Months	Change Over Last 24 Months
$308K	↓ **12.18%**	↓ **9.14%**	↑ **3.04%**	↓ **0.61%**
Updated: 3/31/2020				

*About this data: The Metrics displayed here reflect median sales price for **All Residential Properties** using **MLS listing** data.*

Copyright 2020 Realtors Property Resource® LLC. All Rights Reserved.
Information is not guaranteed. Equal Housing Opportunity.

Woodland, Washington

Market Snapshot: List Price

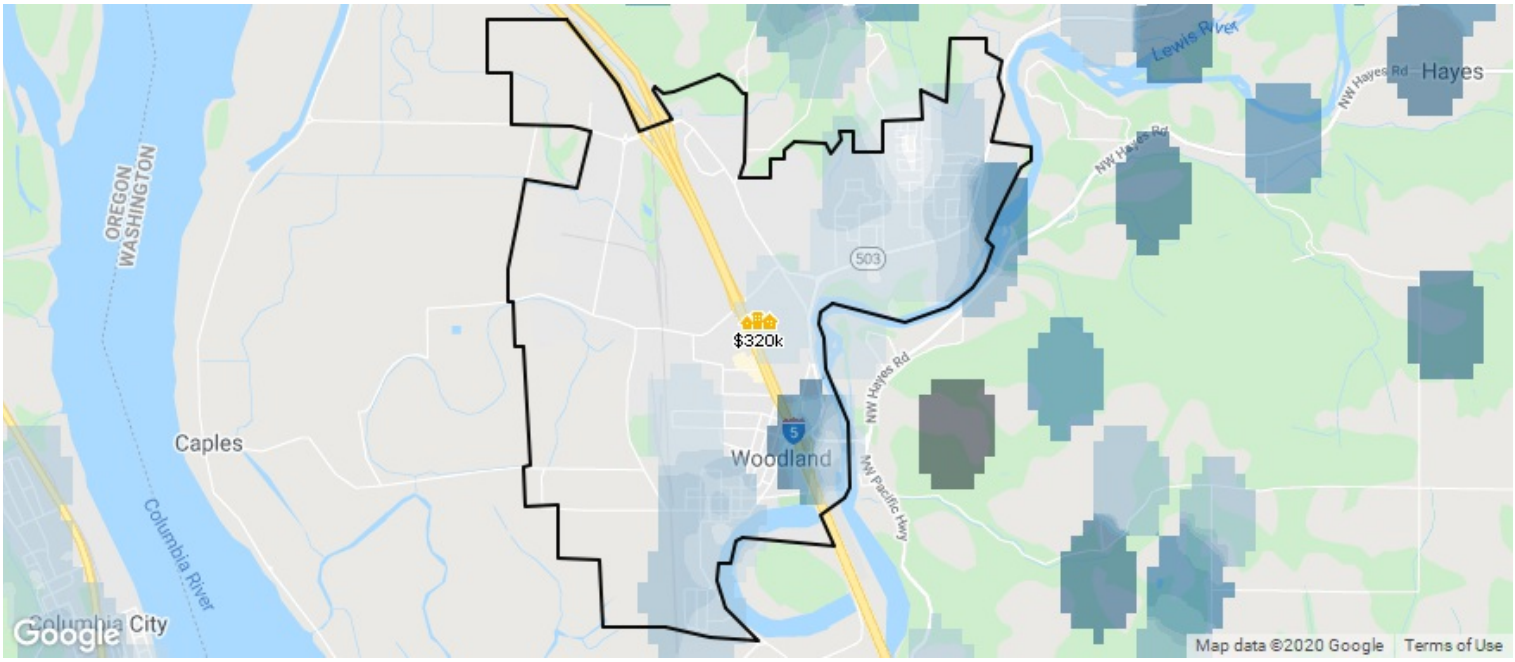

This map layer shows the average listing price for properties in the previous six months, in areas where RPR has MLS data. Source(s): MLS data; updated Quarterly.

Median List Price	Change Over Last Month	Change Over Last Quarter	Change Over Last 12 Months	Change Over Last 24 Months
$320K	↑ **5.76%**	↓ **4.48%**	↑ **9.93%**	↑ **33.29%**
Updated: 3/31/2020				

*About this data: The Metrics displayed here reflect median list price for **All Residential Properties** using **MLS listing** data.*

Copyright 2020 Realtors Property Resource® LLC. All Rights Reserved.
Information is not guaranteed. Equal Housing Opportunity.

Market Activity Summary Stats

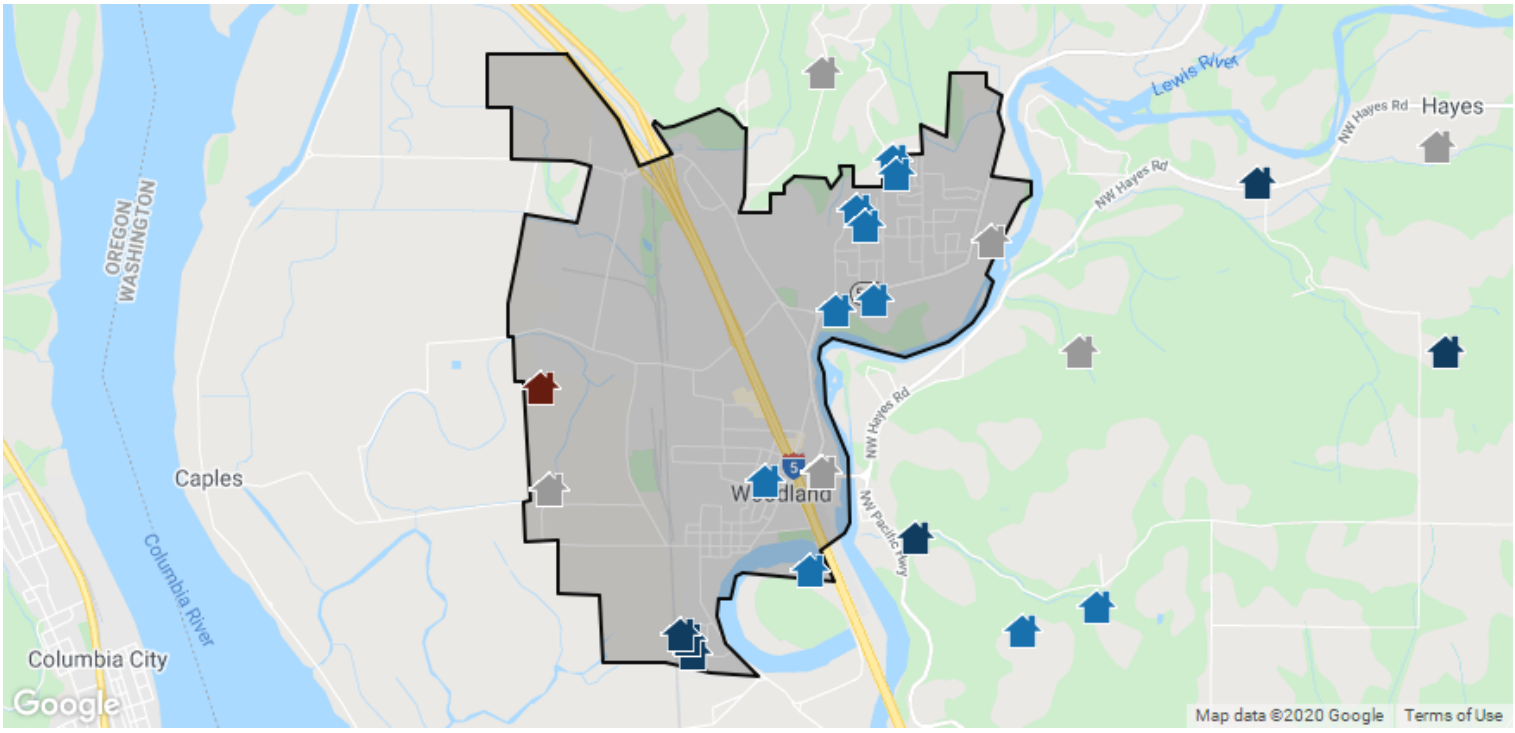

Search Criteria

Location: Woodland, Washington; **Date:** Changes in the Last 6 Months; **Change Types:** New Listings, Pending, Price Change, New Distressed, Expired, New For Lease, Recently Leased; **Property Types:** Single Family Residence, Condo/Townhouse/Apt, Coop; **Maximum Properties per Status:** 10; **Sort Order:** Recently updated

	New Listings	Pending Listings	Price Changes	Distressed Activity	Expired Listings
Number of Properties	10	10	10	1	10
Low Price / Value	$35,000	$342,900	$69,000	$453,160	$190,000
Median Price / Value	$409,000	$504,950	$469,900	$453,160	$444,500
High Price / Value	$950,000	$1,500,000	$1,200,000	$453,160	$1,200,000
Average Price / Sq. Ft.	$183	$215	$166	$221	$300
Median Price / Sq. Ft.	$181	$187	$160	$221	$244
Average Days in RPR	51	67	120	–	206
Median Days in RPR	17	29	119	–	171
Total Volume	$4,171,799	$6,484,277	$4,986,377	$453,160	$6,136,440

Copyright 2020 Realtors Property Resource® LLC. All Rights Reserved.
Information is not guaranteed. Equal Housing Opportunity.

Woodland, Washington

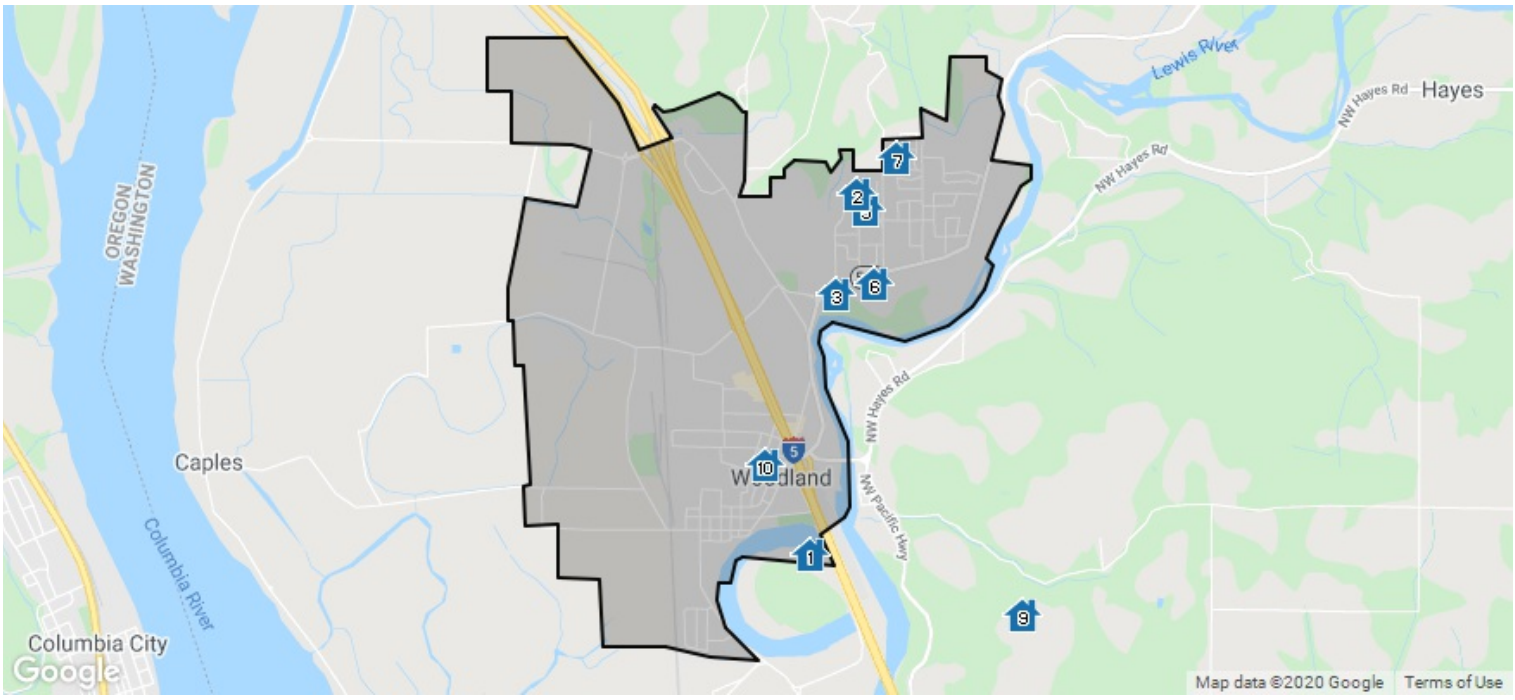

New Listings: 10

	Prop Type	Bed /Ba	Living Area (sq ft)	Lot Size (sq ft)	Year Built	Listing Date	Listing Price	Price per sq. ft.

1 FOR SALE · *New, Active: 4/13/2020* *MLS ID: 20527468*

296 Island Aire Dr, Unit 45	Modular Home	2/2	1,248 sq ft	211,213	1969	4/13/2020	$35,000	$28

Open floor plan. Has its own boat dock on lake. Great View!!! has a over sized Master Bedroom. Electrical upgraded. Home is in good shape. Has Ductless Heat. Living room faces the lake. Home is Sold "AS IS" 55+ Quiet Park. Very comfortable living. Has a large awning and shed. 2 Bedrooms 2 baths

Listing Courtesy of Realty One Group Pacifica

2 FOR SALE · *New, Active: 4/1/2020* *MLS ID: 20266809*

1781 Meriwether Ln	Single Family	3/2	2,068 sq ft	6,969	2012	4/1/2020	$419,999	$203

This gorgeous one story is a former Model home located in the beautiful Meriwether community, featuring Granite counter tops,custom cabinets,wood flooring,wainscoting, gorgeous island,beautiful window coverings,covered patio and a 3 car garage, great back yard for entertaining.The Meriwether communityis one of Woodland's finest communities. Residents enjoy a community pool, clubhouse, playground, exercise room,and a Basket ball ct.

Listing Courtesy of Realty One Group Pacifica

3 FOR SALE · *New, Active: 4/12/2020* *MLS ID: 20294410*

1748 Lewis River Rd	Single Family	3/3	1,588 sq ft	10,018	2005	4/12/2020	$349,900	$220

Beautiful Home that backs up to a Greenspace and has gated RV Parking. Living room w/Bamboo floors, Gas Fireplace & lots of Natural Light. Kitchen w/ Stainless Steel appliances, Granite, Island, & 2 Pantry's. Vaulted Master Bedroom w/private outside balcony. Large Fenced Backyard w/Garden space, irrigation thur Blueberries & Strawberry's, Storage/Tool Shed, Fire pit, Covered Deck, RV/ Boat Parking! Come take a Look!

Listing Courtesy of Realty Pro West, Llc

Copyright 2020 Realtors Property Resource® LLC. All Rights Reserved.
Information is not guaranteed. Equal Housing Opportunity.

New Listings: 10 (cont.)

	Prop Type	Bed /Ba	Living Area (sq ft)	Lot Size (sq ft)	Year Built	Listing Date	Listing Price	Price per sq. ft.

4 FOR SALE · *Active: 3/12/2020* *MLS ID: 20330991*

160 Sundown Dr	Single Family	3/4	4,284 sq ft	87,120	1998	3/12/2020	$679,900	$159

Showings are allowed, appt only! Beautiful custom log home on usable 2 ac lot w/ captivating Columbia River Valley views! Main lvl living w/ master ste on main. Great rm w/ exposed beams, soaring vaulted ceilings. Aus Cypress flrs just prof refinished! Granite isl kitchen. Pot sep living in daylight basement w/ grnd lvl sep ent, theater rm, full bath. Wraparound deck, covered back porch overlook BIG views, koi pond, private custom patio. Solar, metal rf. Lots of pkg!RV parking, shop, 2nd garage.

Listing Courtesy of Keller Williams Realty

5 FOR SALE · *New, Active: 4/8/2020* *MLS ID: 20137193*

328 Lolo Trail Ave	Single Family	3/2	1,923 sq ft	6,969	2015	4/8/2020	$419,000	$218

Custom Karlsen Home, one level, with all the bells and whistles, located in the sought after Meriwether neighborhood. Great room, three bdrms, 2 bath, kitchen with soft close cabinets and drawers (with pull out drawers too), stainless appliances, huge island. High ceilings throughout, covered back patio, heat pump, beautiful landscaping. Club house with amazing amenities to include a pool, excise room, basketball court and much more. Your wait for a quality home is over because this is it!

Listing Courtesy of Kelly Right Real Estate Vancouver

8 FOR SALE · *New, Active: 4/3/2020* *MLS ID: 20406597*

84 River Rock Ln, Unit B	Single Family	3/3	1,798 sq ft	2,178	1999	4/3/2020	$275,000	$153

Come check out this nicely updated townhouse! This is a light and bright townhouse with lots of living space for you. Nice large kitchen, with two pantries and new appliances. Large living room area with gas fireplace and brand new carpet and paint through out. Enjoy the large master bedroom, huge bonus room or third bedroom, and a nice oversized garage. Great location and easy commute.

Listing Courtesy of Exp Realty Llc

7 FOR SALE · *Active: 12/5/2019* *MLS ID: 19351203*

369 Gun Club Rd, Unit 43	Modular Home	3/2	1,512 sq ft	–	1996	12/5/2019	$69,000	$46

This is a must see home in a beautiful 55+park. This home features a nice size deck, spacious bedrooms, a family room and living room. Vaulted ceilings throughout. Washer, dryer, dishwasher, range w hood are included! This home has a new roof (replaced in 2018), and a 400 plus sq ft shop/storage area. 1 year Home Warranty is included. Sold AS-IS, seller will not do repairs. Owner Carry contract available.

Listing Courtesy of Coldwell Banker Bain

8 FOR SALE · *New, Active: 3/27/2020* *MLS ID: 20638000*

109 Finn Hall Rd	Single Family	4/1	1,304 sq ft	307,969	1928	3/27/2020	$575,000	$441

Hard to find cottage on seven acres, DIVADABLE acreage. Four miles to I5. Sittin pretty on a nice knoll this home needs TLC but has so much potential. Buyer to do due diligence with county regarding platting. Live in cottage and build your dream house with another lot for the kids or mom & dad? Need 24 hr.notice to show.

Listing Courtesy of River Country Realty Inc

8 FOR SALE · *Active: 12/13/2019* *MLS ID: 19556312*

4715 NW 379th St	Single Family	4/4	4,308 sq ft	104,979	2019	12/13/2019	$950,000	$221

Foundation poured waiting for buyers to bring their financing. Workmanship may be viewed next door at 4711 NW 379th st. Same floor plan only this one is bigger. Shop may be added to this build job for extra $. Look at mls 19003461 for house already completed. Fabulous views of City lights, mountain & Columbia River.Video tour of house next door. Same Plan only this house bigger & no shop included at this price.

Listing Courtesy of Re/Max Equity Group

Copyright 2020 Realtors Property Resource® LLC. All Rights Reserved.
Information is not guaranteed. Equal Housing Opportunity.

New Listings: 10 (cont.)

	Prop Type	Bed /Ba	Living Area (sq ft)	Lot Size (sq ft)	Year Built	Listing Date	Listing Price	Price per sq. ft.
10 FOR SALE · *Active: 11/6/2019* *MLS ID: 19375778*								
934 Hoffman St	Single Family	4/3	2,723 sq ft	6,534	1925	11/6/2019	$399,000	$147

Lovely vintage home on a quiet street. Inviting living room with fireplace, french doors to dining room, master and another bedroom on the main, 2 large bedrooms upstairs, and an apartment in the basement. Detached two car garage, mature landscaping.

Listing Courtesy of Woodland Real Estate

Copyright 2020 Realtors Property Resource® LLC. All Rights Reserved.
Information is not guaranteed. Equal Housing Opportunity.

RMLS | Market Activity Report

Woodland, Washington

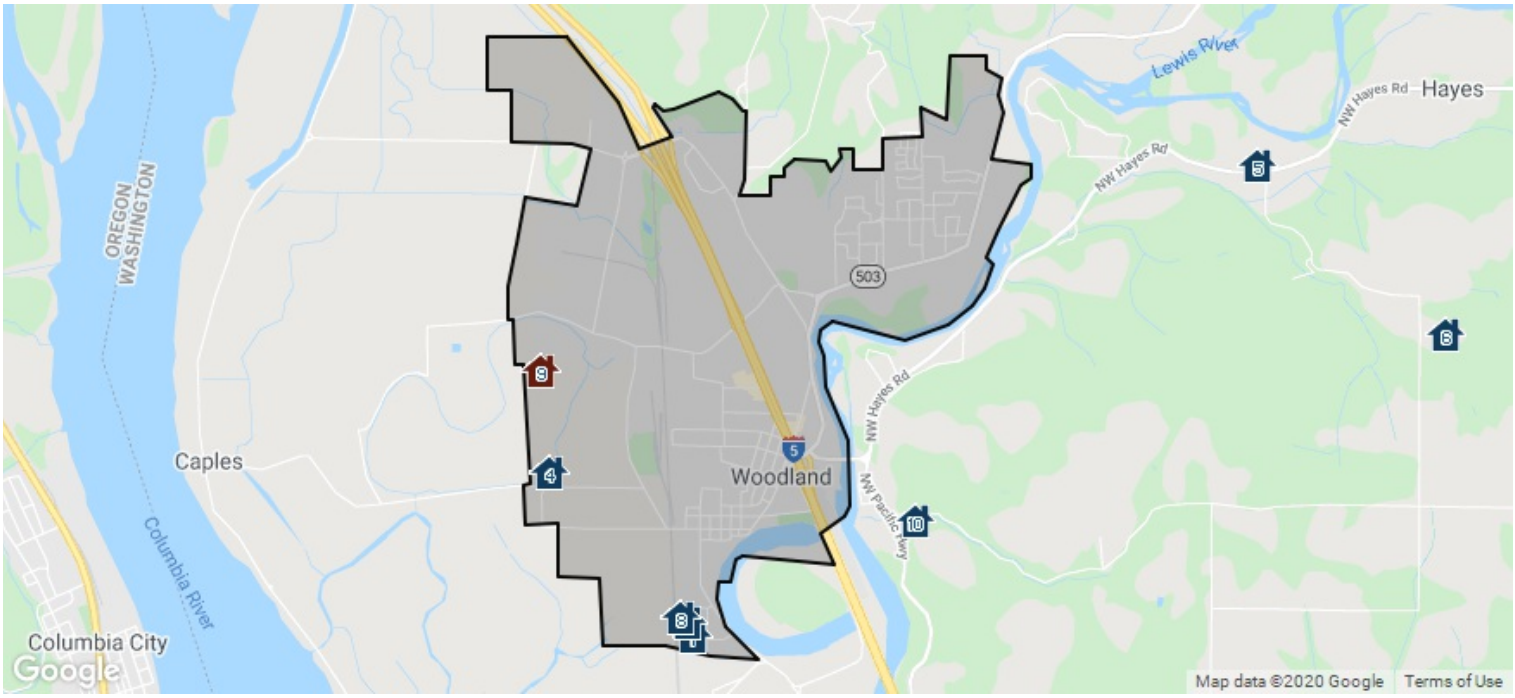

Pending Listings: 10

	Prop Type	Bed /Ba	Living Area (sq ft)	Lot Size (sq ft)	Listing Date	Listing Price	Pending Date	Price per sq. ft.
213 Mable Ln	Single Family	4/3	2,075 sq ft	–	4/13/2020	$359,900	4/14/2020	$173

1 PENDING · *Pending as of 4/14/2020* *MLS ID: 20452905*

Do not miss this beautiful 2000+ sq. ft. home on spacious lot with RV parking! Open floor plan, new interior paint, 4 bedrooms, 2.5 baths. Kitchen w/eating bar. Spacious living room, family & dining room, kitchen w/eating bar & pantry. Lg. master bedroom, master suite with jetted tub & separate shower. Vaulted ceilings, heat pump, A/C. Covered patio w/gas hook up for BBQ, fenced back yard, RV parking w/30 amp hook up. Not far from schools & minutes to I-5 access. Make an appointment today!

Listing Courtesy of Re/Max Premier Group

	Prop Type	Bed /Ba	Living Area (sq ft)	Lot Size (sq ft)	Listing Date	Listing Price	Pending Date	Price per sq. ft.
194 Marty Loop	Single Family	5/3	2,936 sq ft	11,325	4/2/2020	$409,900	4/13/2020	$140

2 PENDING · *Pending as of 4/13/2020* *MLS ID: 20458332*

Welcome home! This home is situated in a quiet family oriented neighborhood just a stones throw to Horseshoe Lake. This home features just under 3,000 sq ft. Well laid out traditional floor plan with 5 bedrooms and 2.5 bathrooms. Over a quarter acre lot with gated RV parking. Separated garden area from the yard. Fruit trees! Tons of room for outdoor activities. Clean & move-in ready. It's the perfect home to be quarantined in with your loved ones. No HOA dues and no flood insurance required.

Listing Courtesy of Keller Williams Realty

	Prop Type	Bed /Ba	Living Area (sq ft)	Lot Size (sq ft)	Listing Date	Listing Price	Pending Date	Price per sq. ft.
246 Hansen Rd	Single Family	5/4	3,508 sq ft	264,409	4/4/2020	$799,900	4/11/2020	$228

3 PENDING · *Pending as of 4/11/2020* *MLS ID: 20611828*

This custom two-story home is nestled on over 6 subdivideable acres w/Johnson Creek frontage & separate pond in tranquil location. Retain the value of peaceful living while being just minutes to lakes, rivers, golfing, & more! Featuring over 3,500 sq. ft. open concept floor plan, 5 bedrms + a bonus room, master & second bedroom located on the main floor! Hardwood flrs, central vac, TONS of windows & natural light! Perfect home for outdoor entertaining all year round. Detached shop! So much more!

Listing Courtesy of Keller Williams Realty

Copyright 2020 Realtors Property Resource® LLC. All Rights Reserved.
Information is not guaranteed. Equal Housing Opportunity.

Pending Listings: 10 (cont.)

	Prop Type	Bed /Ba	Living Area (sq ft)	Lot Size (sq ft)	Listing Date	Listing Price	Pending Date	Price per sq. ft.

4 PENDING · *Pending as of 4/10/2020* *MLS ID: 19015818*

1018 Caples Rd	Single Family	3/2	1,820 sq ft	142,441	9/6/2019	$600,000	4/10/2020	$330

Very rare all level 3.27 acres with huge private yard. Lovely one owner 70's ranch style home, 3 bedrms, 2 bath, double garage with work shop and small office space, big shop building for your RV, toys and tools. Good private well, septic, machine shed & dog run. Excellent investment in this land and ideal set-up for your country home and small business. Level all usable land w/irrigation water, ideal for row crops, garden spot, apple tree, fig tree, blueberries, grapes plus cultivated lilacs

Listing Courtesy of Woodland Real Estate

8 PENDING · *Burnpable Buyer as of 4/9/2020* *MLS ID: 20125460*

2418 NW Hayes Rd	Single Family	5/3	2,020 sq ft	43,560	3/14/2020	$395,000	4/9/2020	$196

PRICE REDUCED 20K-3 BEDROOMS AND 2 FULL BATHS PLUS 2 MORE ROOMS W/CLOSETS AND BATHROOM-5 ROOMS TOTAL! MULTI-GENERATIONAL LIVING POSSIBILITIES! BIG KITCHEN W/EATING BAR, LARGE DINING, LIVING & FAMILY ROOM W/WOOD STOVE-FRESH INTERIOR PAINT-NEW LAMINATE FLOORING-VINYL WINDOWS-COVERED PATIO-576 SFT DETACHED GARAGE/SHOP W/CONCRETE FLOOR-220 PWR-384 SFT POLE BARN-AMPLE PARKING FOR RV/BOATS/TOYS- ONE LEVEL ACRE FENCED-RAISED GARDEN BEDS-FRUIT TREES-GREAT FOR HOBBY FARM-EASY 5 MINS TO I-5!

Listing Courtesy of Coldwell Banker Bain

6 PENDING · *Pending as of 4/8/2020* *MLS ID: 20166126*

702 NW 404th St	Single Family	4/6	4,607 sq ft	871,200	2/8/2020	$1,500,000	4/8/2020	$326

This breathtakingly private residence, nestled on 20 acres, has unrivaled sweeping views. Offering an open kitchen with top of the line finishes and a large yet unimposing dining room and nook for entertaining Every detail was carefully selected from the knotty alder throughout to the custom cabinets and beautiful granite countertops. Enjoy fishing in the large pond, to cookouts to exploring the treed property. You will have plenty of room to store your toys and vehicles in the expansive shop.

Listing Courtesy of The Hasson Company

7 PENDING · *Pending as of 4/5/2020* *MLS ID: 20689669*

298 Roberson Rd	Single Family	4/4	3,628 sq ft	457,815	3/20/2020	$989,900	4/5/2020	$273

An equestrian lover's dream! Offering 10 + acres of fenced & level acreage + your own private pond. Enjoy an expansive shop with guest area, private kitchenette, RV parking & storage. A true farm style barn offering a loafing shed, four stalls, feed area + tack room. The riding ring, chicken coop & livestock pen are the perfect complement for this home & land. Custom built & designed, a true modern farmhouse offering hardwoods, exposed beams, exquisitely designed. Perfection truly does exist!

Listing Courtesy of Windermere Stellar/Felida

8 PENDING · *Pending as of 4/3/2020* *MLS ID: 20256060*

187 Marty Loop	Single Family	4/3	2,440 sq ft	8,712	1/31/2020	$387,777	4/3/2020	$159

Wonderful must see large home near Horseshoe Lake! Easy access to I-5. This spacious open floor plan features 9' ceilings, family room with surround sound, eat in kitchen with Pantry, granite counter tops and GE stainless steel appliances. Gas Range, furnace and water heater. Formal Living and Dining rooms. Large master suite with French doors, walk in closet, jet tub. Laundry is located on the second floor for your convenience. Three car garage with work bench. RV parking and matching shed!

Listing Courtesy of Re/Max Equity Group

8 PENDING · *Foreclosure, Notice of Trustee Sale, Pending as of 4/1/2020* *MLS ID: 19408167*

1601 Guild Rd	Single Family	3/3	2,288 sq ft	502,246	10/1/2019	$342,900	4/1/2020	$150

Opportunity with this 11.53 acre property! Property is now considered Light Industrial. It has a 3 bedroom, 2.5 bath, 2288 sq ft home along with a shop, a 3 bay open shop, barn with upstairs living area, and modular trailer. Buyer to verify all to their satisfaction, including utilities and use of land.

Listing Courtesy of Re/Max Premier Group

Copyright 2020 Realtors Property Resource® LLC. All Rights Reserved.
Information is not guaranteed. Equal Housing Opportunity.

Pending Listings: 10 (cont.)

Prop Type	Bed /Ba	Living Area (sq ft)	Lot Size (sq ft)	Listing Date	Listing Price	Pending Date	Price per sq. ft.

10 PENDING · *Pending as of 4/1/2020* *MLS ID: 20644851*

38703 NW Pacific Hwy	Single Family	4/3	3,930 sq ft	73,180	3/20/2020	$699,000	4/1/2020	$178

Beautiful, BRAND NEW home with fabulous finishes and great views on 1.5+ acres in a gated community! It boasts custom cabinets, SS appliances, quartz countertops, large walk-in pantry, double raised oven, 9ft to 10ft ceilings, and heated tile in bathrooms! Large master suite with a walk-in steam shower, freestanding tub, walk-in closet, and private access to the large covered back deck with an awesome view and heated tile! SEE 3D TOUR!

Listing Courtesy of Professional Realty Srvc Of Wa

Copyright 2020 Realtors Property Resource® LLC. All Rights Reserved.
Information is not guaranteed. Equal Housing Opportunity.

RMLS | Market Activity Report

Woodland, Washington

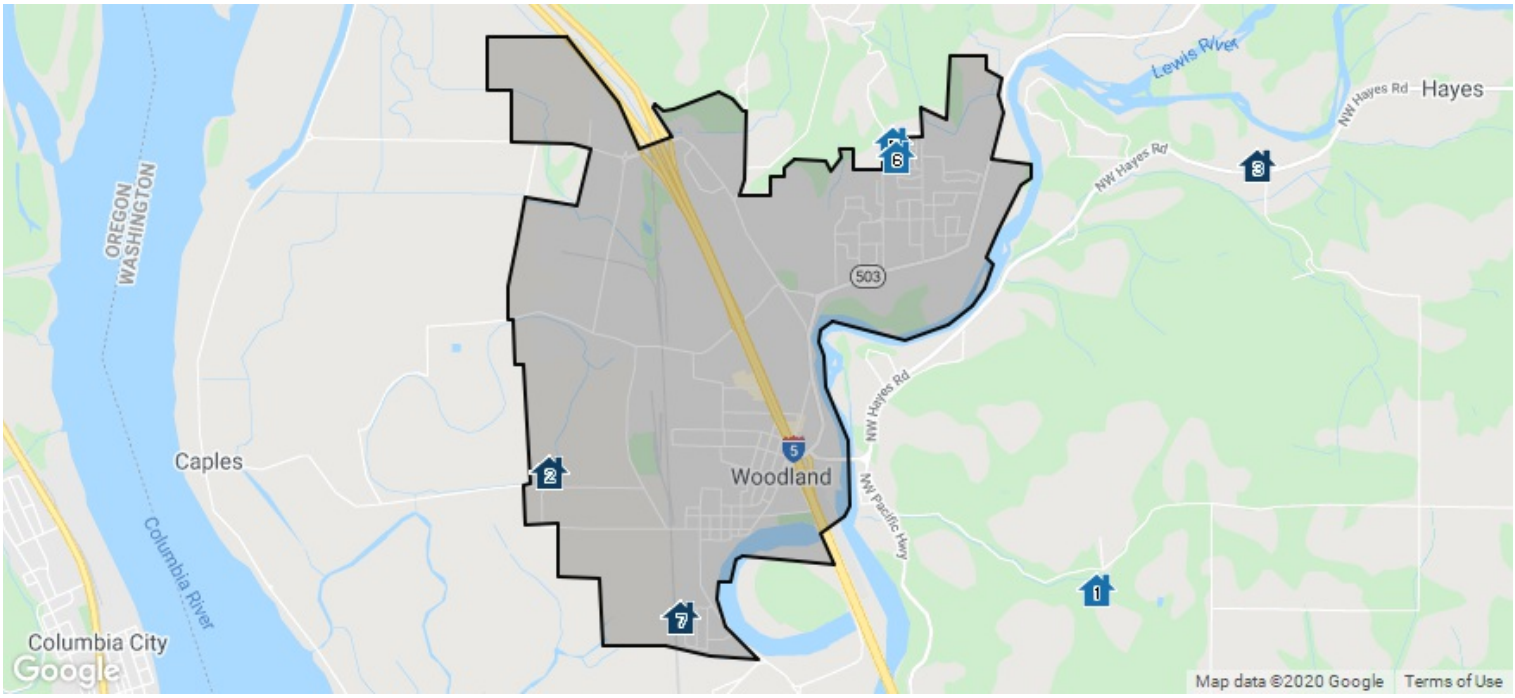

Price Changes: 10

	Prop Type	Bed /Ba	Living Area (sq ft)	Orig. Listing Date	Orig. Price	New Price	Date of Chg.	% Chg.

1 FOR SALE · *Active: 10/1/2019* *MLS ID: 19400330*

4111 NW Bratton Rd	Single Family	4/6	7,494 sq ft	10/1/2019	$1,600,000	$1,200,000	3/19/2020	-25%

One of a kind custom home set atop 5.38 private acres. Only mins to I-5. Extensive woodwork throughout. Incredible master suite on main including his/hers baths, laundry room and expansive W/I closet. 3 additional en suites. Huge kitchen w/large butlers pantry. Partially covered patio w/outdoor kitchen and fireplace. 1616sqft shop w/ RV pull-thru parking potential. Great horse property w/ additional 28.07 acres available for sale.

Listing Courtesy of Keller Williams Premier Partners

2 PENDING · *Pending as of 4/10/2020* *MLS ID: 19015818*

1018 Caples Rd	Single Family	3/2	1,820 sq ft	9/6/2019	$640,000	$600,000	2/18/2020	-6.25%

Very rare all level 3.27 acres with huge private yard. Lovely one owner 70's ranch style home, 3 bedrms, 2 bath, double garage with work shop and small office space, big shop building for your RV, toys and tools. Good private well, septic, machine shed & dog run. Excellent investment in this land and ideal set-up for your country home and small business. Level all usable land w/irrigation water, ideal for row crops, garden spot, apple tree, fig tree, blueberries, grapes plus cultivated lilacs

Listing Courtesy of Woodland Real Estate

3 PENDING · *Burnpable Buyer as of 4/9/2020* *MLS ID: 20125460*

2418 NW Hayes Rd	Single Family	5/3	2,020 sq ft	3/14/2020	$424,900	$395,000	4/6/2020	-7.04%

PRICE REDUCED 20K-3 BEDROOMS AND 2 FULL BATHS PLUS 2 MORE ROOMS W/CLOSETS AND BATHROOM-5 ROOMS TOTAL! MULTI-GENERATIONAL LIVING POSSIBILITIES! BIG KITCHEN W/EATING BAR, LARGE DINING, LIVING & FAMILY ROOM W/WOOD STOVE-FRESH INTERIOR PAINT-NEW LAMINATE FLOORING-VINYL WINDOWS-COVERED PATIO-576 SFT DETACHED GARAGE/SHOP W/CONCRETE FLOOR-220 PWR-384 SFT POLE BARN-AMPLE PARKING FOR RV/BOATS/TOYS- ONE LEVEL ACRE FENCED-RAISED GARDEN BEDS-FRUIT TREES-GREAT FOR HOBBY FARM-EASY 5 MINS TO I-5!

Listing Courtesy of Coldwell Banker Bain

Copyright 2020 Realtors Property Resource® LLC. All Rights Reserved.
Information is not guaranteed. Equal Housing Opportunity.

Price Changes: 10 (cont.)

	Prop Type	Bed /Ba	Living Area (sq ft)	Orig. Listing Date	Orig. Price	New Price	Date of Chg.	% Chg.

4 FOR SALE · *Active: 3/12/2020* *MLS ID: 20330991*

160 Sundown Dr	Single Family	3/4	4,284 sq ft	3/12/2020	$739,900	$679,900	4/8/2020	-8.11%

Showings are allowed, appt only! Beautiful custom log home on usable 2 ac lot w/ captivating Columbia River Valley views! Main lvl living w/ master ste on main. Great rm w/ exposed beams, soaring vaulted ceilings. Aus Cypress flrs just prof refinished! Granite isl kitchen. Pot sep living in daylight basement w/ grnd lvl sep ent, theater rm, full bath. Wraparound deck, covered back porch overlook BIG views, koi pond, private custom patio. Solar, metal rf. Lots of pkg!RV parking, shop, 2nd garage.

Listing Courtesy of Keller Williams Realty

5 FOR SALE · *Active: 10/16/2019* *MLS ID: 19234976*

369 Gun Club Rd, Unit 38	Modular Home	3/2	1,600 sq ft	10/16/2019	$124,900	$114,900	3/12/2020	-8.01%

Beautifully maintained 3Bd 2Bth, 1600 sq ft Manufactured Home. 55+ Gated Community! Peaceful Serene setting backs to a treed hillside! Double wide on triple lot, 10 x 20 Insulated enclosed deck, 14 x 14 Shop w/electricity. Features new laminate flooring, granite tile in kitchen and baths, freshly painted kitchen cabinets, upgraded island, and spacious floor plan. Roof only 7 yrs old. Also includes 4 x 10 storage shed. A must see!

Listing Courtesy of Keller Williams Premier Partners

8 FOR SALE · *Active: 12/5/2019* *MLS ID: 19351203*

369 Gun Club Rd, Unit 43	Modular Home	3/2	1,512 sq ft	12/5/2019	$88,900	$69,000	3/2/2020	-22.38%

This is a must see home in a beautiful 55+park. This home features a nice size deck, spacious bedrooms, a family room and living room. Vaulted ceilings throughout. Washer, dryer, dishwasher, range w hood are included! This home has a new roof (replaced in 2018), and a 400 plus sq ft shop/storage area. 1 year Home Warranty is included. Sold AS-IS, seller will not do repairs. Owner Carry contract available.

Listing Courtesy of Coldwell Banker Bain

7 PENDING · *Pending as of 4/3/2020* *MLS ID: 20256060*

187 Marty Loop	Single Family	4/3	2,440 sq ft	1/31/2020	$395,777	$387,777	2/7/2020	-2.02%

Wonderful must see large home near Horseshoe Lake! Easy access to I-5. This spacious open floor plan features 9' ceilings, family room with surround sound, eat in kitchen with Pantry, granite counter tops and GE stainless steel appliances. Gas Range, furnace and water heater. Formal Living and Dining rooms. Large master suite with French doors, walk in closet, jet tub. Laundry is located on the second floor for your convenience. Three car garage with work bench. RV parking and matching shed!

Listing Courtesy of Re/Max Equity Group

8 FOR SALE · *Active: 3/10/2020* *MLS ID: 20670378*

105 Wyoming Dr	Single Family	4/3	2,320 sq ft	3/10/2020	$484,900	$479,900	4/2/2020	-1.03%

Hard to find single level, 4 bedroom, 2.5 bath on over 2 acres in the beautiful Woodland area! This move-in ready, light/bright & open concept floor plan features all new kitchen appliance, vaulted ceilings, upgraded flooring and a wonderful master with walk-in closet. All of this with an amazing view and close proximity to town & I-5.

Listing Courtesy of Premiere Property Group, Llc

8 FOR SALE · *Active: 10/10/2019* *MLS ID: 19304528*

131 Charity Rd	Single Family	3/3	3,840 sq ft	10/10/2019	$495,000	$459,900	3/4/2020	-7.09%

This 3BR 3 Bath home on 2 manageable acres was designed for aging in place! All one level living w/beautiful hardwood floors throughout & huge basement that could be separate living quarters. 3' Wide pocket doors & 9' ceilings. Kitchen, Living Rm & Master Suite feature beautiful valley views. Stunning tiled veranda to take in the evening sunsets. You are sure to be impressed w/how well constructed this home is. 3 car detached garage. Sloped acreage-provides for easy maintenance. What a find!

Listing Courtesy of Woodland Real Estate

Copyright 2020 Realtors Property Resource® LLC. All Rights Reserved.
Information is not guaranteed. Equal Housing Opportunity.

Price Changes: 10 (cont.)

	Prop Type	Bed /Ba	Living Area (sq ft)	Orig. Listing Date	Orig. Price	New Price	Date of Chg.	% Chg.

10 FOR SALE · *Active: 1/1/2020* *MLS ID: 20560829*

39101 NE Jenny Creek Rd	Single Family	3/3	2,760 sq ft	1/1/2020	$650,000	$600,000	3/31/2020	-7.69%

CLARK COUNTY SAYS 3 LEGAL LOTS! Custom One of a Kind- Chalet/Lodge Style Home on 7.67+- Acres! Set Up For Horses with a 6,500+-Sq Foot Indoor Riding Arena-Barn Combo with 3 Stalls-Hay Storage & Tack Room, Large Detached Garage with Attached Shop & RV Parking Area, Nature Garden with Water Feature, Gazebo, Updated Home with Vaults-Beams-Extensive Hardwood Floors-Updated Bathrooms-Newer Windows & Updated Roof, Country Kitchen with Granite Counters. ADDITIONAL LEGAL LOTS AVAILABLE!! Much More!

Listing Courtesy of Premiere Property Group, Llc

RPR

Copyright 2020 Realtors Property Resource® LLC. All Rights Reserved.
Information is not guaranteed. Equal Housing Opportunity.

Market Activity Report

Woodland, Washington

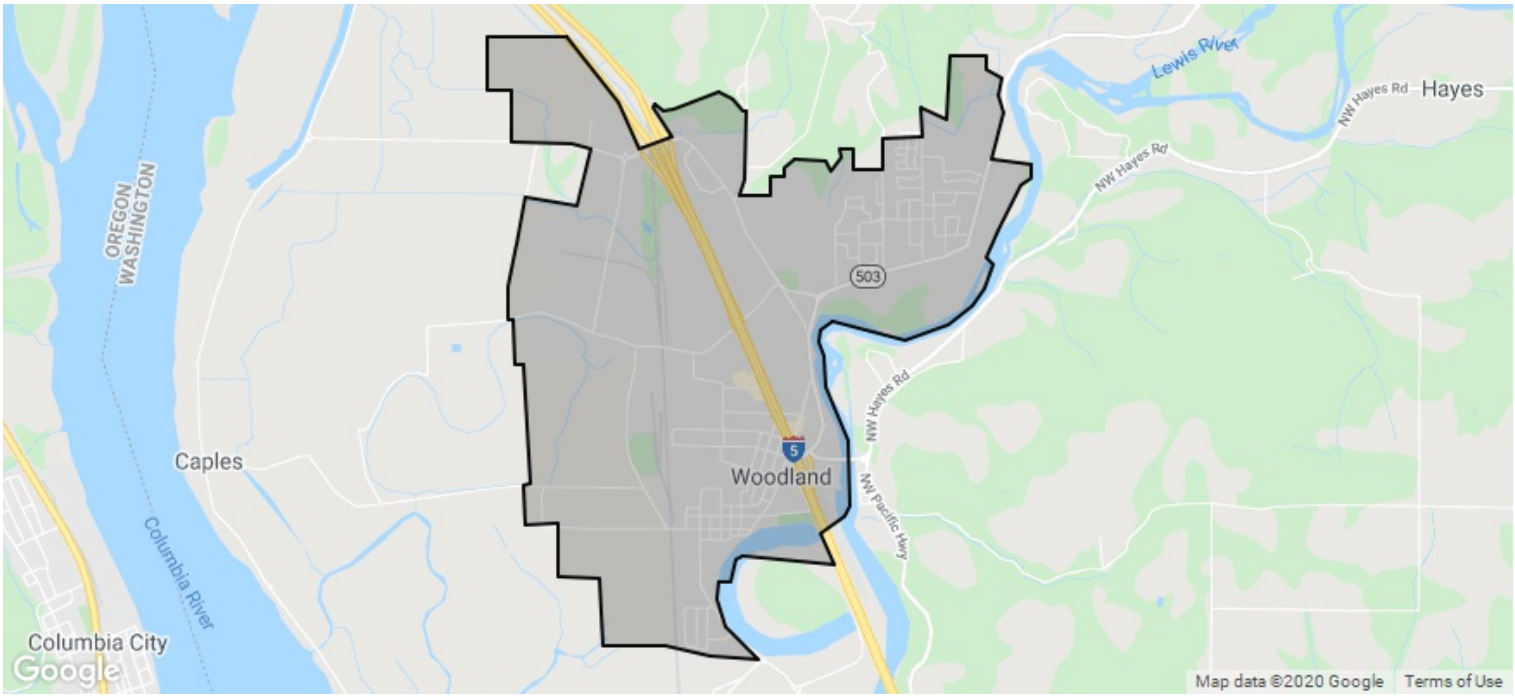

Distressed Activity: 1

	Prop Type	Bed /Ba	Living Area (sq ft)	Lot Size (sq ft)	Listing Price	Listing Date	Distressed Date	Status
 OFF MARKET · *Preforeclosure, Notice of Trustee Sale* *MLS ID: –*								
115 Alki Rd –	Single Family	3/2	2,048 sq ft	82,328	–	–	1/6/2020	Preforeclosure

Copyright 2020 Realtors Property Resource® LLC. All Rights Reserved.
Information is not guaranteed. Equal Housing Opportunity.

RMLS Market Activity Report

Woodland, Washington

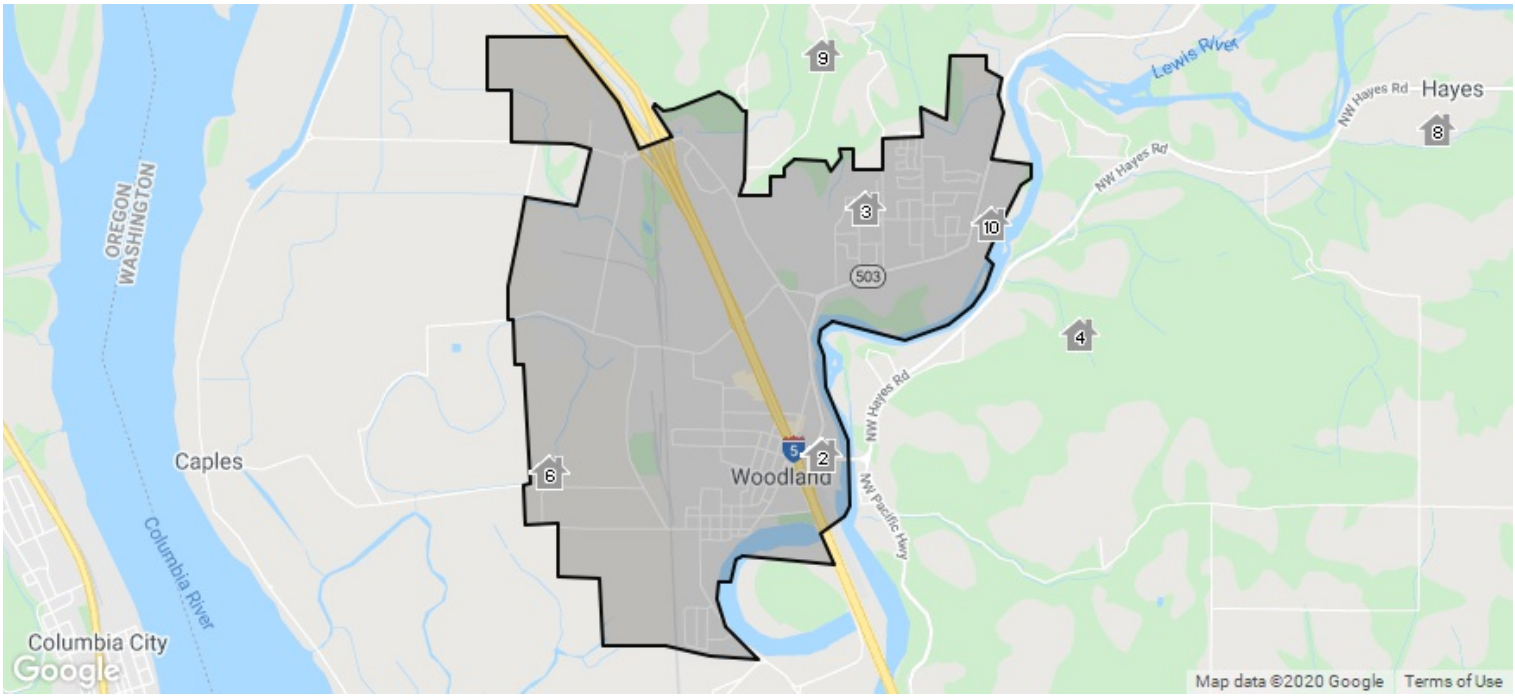

Expired Listings: 10

	Prop Type	Bed /Ba	Living Area (sq ft)	Lot Size (sq ft)	Year Built	Listing Price	Expired Date	Price per sq. ft.
1010 A St	Single Family	1/1	809 sq ft	4,791	1932	$225,000	3/31/2020	$235

1 EXPIRED · *MLS Listing 19469388: 10/26/2019* *MLS ID: 19469388*

PRICE REDUCTION! INVESTOR ALERT. This location has endless Opportunity in a expanding town, Zoned C-2 Highway Commercial/Residential in the heart of the expanding town of Woodland right off the exit next to the beautiful Lewis River with easy freeway access. Development opportunities, potential to build a new home or renovate current one, Building has newer roof Come check it out, bring your vision! Buyer to verify all info. Purchase both lots together $350,000

Listing Courtesy of Keller Williams Premier Partners

	Prop Type	Bed /Ba	Living Area (sq ft)	Lot Size (sq ft)	Year Built	Listing Price	Expired Date	Price per sq. ft.
1014 A St	Single Family	1/1	528 sq ft	4,791	1923	$225,000	3/31/2020	$360

2 EXPIRED · *MLS Listing 19530167: 10/26/2019* *MLS ID: 19530167*

PRICE REDUCTION! INVESTOR ALERT! This location has endless Opportunity in a growing town right off the freeway, Zoned C-2 Highway Commercial/Residential in the heart of the expanding town of Woodland right off the exit next to the beautiful Lewis River with easy freeway access. Development opportunities, potential to build a new home or renovate current one. House has newer roof come check it out, bring your vision! Buyer to verify all info. Purchase both lots together $350,000

Listing Courtesy of Keller Williams Premier Partners

	Prop Type	Bed /Ba	Living Area (sq ft)	Lot Size (sq ft)	Year Built	Listing Price	Expired Date	Price per sq. ft.
328 Lolo Trail Ave	Single Family	3/2	1,923 sq ft	6,969	2015	$425,000	3/24/2020	$218

3 EXPIRED · *MLS Listing 20630463: 1/24/2020* *MLS ID: 20630463*

Custom-built by Karlsen Homes, one level with all the bells and whistles! Located in the sought after Meriwether neighborhood. Great room with three bdrms, 2 bath. Kitchen with soft close cabinets, pantry, pull-out drawers, stainless appliances and huge island. High ceilings throughout, covered back patio, heat pump, beautiful landscaping. Check out the club house for amazing amenities which include a pool, exercise room, basketball court and much more. Your wait for a quality home is over!

Listing Courtesy of Kelly Right Real Estate Vancouver

RPR

Copyright 2020 Realtors Property Resource® LLC. All Rights Reserved.
Information is not guaranteed. Equal Housing Opportunity.

Expired Listings: 10 (cont.)

	Prop Type	Bed /Ba	Living Area (sq ft)	Lot Size (sq ft)	Year Built	Listing Price	Expired Date	Price per sq. ft.

4 EXPIRED · *MLS Listing 19079402: 9/24/2019* *MLS ID: 19079402*

4203 NW Bridge Rd	Single Family	3/1	780 sq ft	979,228	1971	$350,000	3/23/2020	$449

22.48 acres only 1.5 miles from I-5. Several prime building spots, all utilities are in. Great location close to fishing ramp. Shop, fenced area, shed and more.This is a builders dream. Find the perfect spot and build your dream home at your own pace while living in a very habitable 780 sq ft 3 bedroom 1 bath manufactured home. When finished, you may even keep the manufactured home for rental potential.

Listing Courtesy of Woodland Real Estate

5 EXPIRED · *MLS Listing 19595756: 8/29/2019* *MLS ID: 19595756*

160 N Burke Rd	Single Family	4/3	2,320 sq ft	436,035	2006	$500,000	2/25/2020	$203

Beautifully updated One-Level Home on 10+ acres of privacy without all the maintenance! Large Kitchen with Granite Counters & huge Breakfast Bar opens to Family Room, featuring Skylights & Vaulted Ceilings. Master off the Fam Rm with large En Suite with Shower & Bathtub. River & Territorial Views!

Listing Courtesy of Keller Williams Realty

6 EXPIRED · *MLS Listing 19143189: 9/12/2019* *MLS ID: 19143189*

1018 Caples Rd	Single Family	3/2	1,820 sq ft	905,612	1976	$1,200,000	2/20/2020	$659

Very rare all level 20.79 acres with cultivated lilacs,fruit trees and garden spot.One owner 70's era ranch style home, double garage with work shop and small office space plus big shop building for your RV, toys and tools. Private well and septic, machine shed and dog run. Excellent investment in Industrial Agricultural area and an ideal set-up for your country home and small business. Level all usable land with irrigation water, ideal

Listing Courtesy of Woodland Real Estate

7 EXPIRED · *MLS Listing 19559892: 2/13/2019* *MLS ID: 19559892*

111 S Luoma Rd	Single Family	4/3	6,002 sq ft	105,850	2005	$950,000	2/7/2020	$153

THIS HOME HAS BEEN RELISTED WITH NEW MLS NUMBER DO NOT CALL OWNERS

Listing Courtesy of Re/Max Equity Group

8 EXPIRED · *MLS Listing 19506813: 8/15/2019* *MLS ID: 19506813*

42506 NW 7th Ct	Single Family	4/3	4,751 sq ft	235,224	1995	$1,200,000	12/31/2019	$253

Recently updated, private, gated and fully fenced estate on 5.4 flat ac. A dream chef kitchen with walk in pantry and wet bar with wine cooler which flows in to an enormous laundry/ craft/ everything room. Master suite on the main. 2 upstairs bedrooms share a bathroom and another private suite with 3/4 bath, bedroom & living space with private stair case & sauna. 960 sq foot ADU + 2 shops, RV parking & barn area & Pasture. Creek.

Listing Courtesy of Real Living The Real Estate Group

9 EXPIRED · *MLS Listing 18134525: 8/29/2018* *MLS ID: 18134525*

335 Hillsdale Dr	Single Family	3/3	2,148 sq ft	167,706	2018	$409,000	12/25/2019	$185

Proposed New Build in Woodland with great location to Freeway. Home build features 9ft ceilings, Stainless steel appliances, Granite, Covered Patio, 3 Car garage, 2 bonus rooms, Office/Den, Hardwoods/ carpet flooring, Well, Power, at site, and lot is ready to build. Lot has been staked out to current floor plan. Home build time 6 months. Call for more info HOA $300 yr. Purchase lot for 119k and bring your own builder see MLS# 18608521.

Listing Courtesy of Berkshire Hathaway Homeservices Nw Real Estate

Copyright 2020 Realtors Property Resource® LLC. All Rights Reserved.
Information is not guaranteed. Equal Housing Opportunity.

Expired Listings: 10 (cont.)

	Prop Type	Bed /Ba	Living Area (sq ft)	Lot Size (sq ft)	Year Built	Listing Price	Expired Date	Price per sq. ft.

10 EXPIRED · *MLS Listing 19551946: 5/31/2019* *MLS ID: 19551946*

141 Mackenzie Rd	Single Family	3/3	2,807 sq ft	45,302	1994	$849,900	12/2/2019	$285

Pictures don't do spectacular waterfront home justice, must see paradise! Amazing grounds on the river, fantastic fishing/boating/kayaking off back steps. Wonderful beach access, manicured grounds, garden, beautiful and updated, wood floors, high ceilings, huge rooms, gorgeous entertaining spaces. Mins. to Lewis River Golf & recreation, quick commute to Portland. Hosted weddings on back lawn, great Airbnb property, could sell furnished!

Listing Courtesy of Keller Williams Realty

Copyright 2020 Realtors Property Resource® LLC. All Rights Reserved.
Information is not guaranteed. Equal Housing Opportunity.

About RPR (Realtors Property Resource)

- Realtors Property Resource® is a wholly owned subsidiary of the National Association REALTORS®.
- RPR offers comprehensive data – including a nationwide database of 164 million properties – as well as powerful analytics and dynamic reports exclusively for members of the NAR.
- RPR's focus is giving residential and commercial real estate practitioners, brokers, and MLS and Association staff the tools they need to serve their clients.
- This report has been provided to you by a member of the NAR.

About RPR's Data

RPR generates and compiles real estate and other data from a vast array of sources. The data contained in your report includes some or all of the following:

- **Listing data** from our partner MLSs and CIEs, and related calculations, like estimated value for a property or median sales price for a local market.
- **Public records data** including tax, assessment, and deed information. Foreclosure and distressed data from public records and RealtyTrac.
- **Market conditions and forecasts** based on listing and public records data.
- **Census and employment data** from the U.S. Census and the U.S. Bureau of Labor Statistics.
- **Demographics and trends data** from Esri. The data in commercial and economic reports includes Tapestry Segmentation, which classifies U.S. residential neighborhoods into unique market segments based on socioeconomic and demographic characteristics.
- **Business data** including consumer expenditures, commercial market potential, retail marketplace, SIC and NAICS business information, and banking potential data from Esri.
- **School data and reviews** from Niche.
- **Specialty data sets** such as walkability scores, traffic counts and flood zones.

Update Frequency

- Listings and public records data are updated on a continuous basis.
- Charts and statistics calculated from listing and public records data are refreshed monthly.
- Other data sets range from daily to annual updates.

Learn more

For more information about RPR, please visit RPR's public website: http://blog.narrpr.com

Copyright 2020 Realtors Property Resource® LLC. All Rights Reserved.
Information is not guaranteed. Equal Housing Opportunity.

MARKET ACTION

A Publication of RMLS™, The Source for Real Estate Statistics in Your Community

Residential Review: Metro Portland, Oregon — March 2020 Reporting Period

March Residential Highlights

New listings, at 3,468, decreased 1.0% from March 2019 (3,504) and rose 25.7% from February 2020 (2,759).

Pending sales (2,347) decreased 14.3% over the 2,738 offers accepted in March 2019, and fell 9.7% from the 2,598 offers accepted last month in February 2020.

Closed sales (2,356) rose 7.9% from the 2,183 closings recorded last year in March 2019 and increased 24.2% compared with the 1,897 closings recorded last month in February 2020.

Inventory and Total Market Time

Inventory decreased slightly to 1.8 months this March. Total market time decreased to 61 days.

Year to Date Summary

Comparing the first three months of 2020 to the same period in 2019, new listings (9,041) have held steady, pending sales (6,935) increased 1.1%, and closed sales (6,048) have increased 10.5%.

Average and Median Sale Prices

Comparing 2020 to 2019 through March, the average sale price has increased 4.1% from $443,500 to $461,600. In the same comparison, the median sale price has increased 5.1% from $395,000 to $415,000.

Inventory in Months*

	2018	2019	2020
January	2.2	3.3	2.2
February	1.9	2.7	1.9
March	1.6	2.2	1.8
April	1.8	2.2	
May	1.9	2.1	
June	2.1	2.4	
July	2.4	2.3	
August	2.3	2.3	
September	3.1	2.8	
October	2.7	2.4	
November	2.8	2.4	
December	2.5	1.8	

*Inventory in Months is calculated by dividing the Active Residential Listings at the end of the month in question by the number of closed sales for that month. This includes proposed and under construction homes.

Percent Change of 12-Month Sale Price Compared With The Previous 12 Months

Average Sale Price % Change:
+2.2% ($462,400 v. $452,600)

Median Sale Price % Change:
+3.5% ($414,000 v. $400,000)

For further explanation of this measure, see the second footnote on page 2.

Portland Metro Residential Highlights		New Listings	Pending Sales	Closed Sales	Average Sale Price	Median Sale Price	Total Market Time
2020	March	3,468	2,347	2,356	465,500	425,000	61
	February	2,759	2,598	1,897	457,900	407,000	68
	Year-to-date	9,041	6,935	6,048	461,600	415,000	67
2019	March	3,504	2,738	2,183	447,900	399,000	68
	Year-to-date	9,044	6,861	5,472	443,500	395,000	72
Change	March	-1.0%	-14.3%	7.9%	3.9%	6.5%	-9.7%
	Prev Mo 2020	25.7%	-9.7%	24.2%	1.7%	4.4%	-10.3%
	Year-to-date	0.0%	1.1%	10.5%	4.1%	5.1%	-7.1%

© Copyright RMLS™ 2020. All Rights Reserved.

AREA REPORT • 3/2020

Portland Metropolitan Area, Oregon

		RESIDENTIAL															COMMERCIAL		LAND		MULTIFAMILY	
		Current Month								Year-To-Date							Year-To-Date		Year-To-Date		Year-To-Date	
		Active Listings	New Listings	Expired.Canceled Listings	Pending Sales	Pending Sales 2020 v. 2019[1]	Closed Sales	Average Sale Price	Total Market Time[3]	New Listings	Pending Sales	Pending Sales 2020 v. 2019[1]	Closed Sales	Average Sale Price	Median Sale Price	Avg. Sale Price % Change[2]	Closed Sales	Average Sale Price	Closed Sales	Average Sale Price	Closed Sales	Average Sale Price
141	N Portland	141	152	40	106	-6.2%	112	441,300	41	432	316	3.3%	292	417,300	405,000	1.3%	2	812,500	6	296,200	14	885,400
142	NE Portland	329	335	56	210	-15.7%	169	470,500	54	777	569	-8.1%	500	477,200	420,000	3.3%	10	669,200	11	262,000	20	887,500
143	SE Portland	360	417	78	274	-18.9%	270	442,600	58	1,044	798	-1.1%	715	432,100	380,000	1.1%	6	400,100	14	293,600	34	730,400
144	Gresham/ Troutdale	288	233	25	168	4.3%	180	355,000	58	584	503	14.6%	442	366,000	356,000	4.7%	5	354,800	11	175,800	6	447,800
145	Milwaukie/ Clackamas	352	325	55	204	-9.7%	186	466,100	55	741	581	1.8%	501	454,700	425,000	4.9%	1	400,000	15	273,000	3	520,000
146	Oregon City/ Canby	237	164	28	122	-29.1%	137	447,000	70	449	407	-2.6%	343	445,600	430,000	3.8%	3	489,700	17	269,500	3	394,000
147	Lake Oswego/ West Linn	305	183	33	87	-41.6%	103	687,400	106	492	292	-14.4%	250	698,300	586,000	2.7%	-	-	8	532,800	-	-
148	W Portland	666	383	89	205	-22.9%	216	580,400	96	1,070	646	-3.1%	593	585,000	512,000	-1.5%	1	454,000	10	254,800	10	890,300
149	NW Wash Co.	202	166	30	114	-7.3%	136	544,200	49	441	336	-4.5%	306	520,800	475,000	0.1%	2	273,500	8	332,000	1	574,900
150	Beaverton/ Aloha	271	302	23	247	-5.7%	228	445,100	40	793	686	4.7%	548	426,800	410,000	3.0%	-	-	5	231,400	7	499,400
151	Tigard/ Wilsonville	301	265	38	194	-21.1%	203	487,200	60	733	560	-7.0%	484	492,000	460,000	1.7%	2	622,500	12	312,500	2	416,000
152	Hillsboro/ Forest Grove	324	244	32	199	15.7%	202	406,900	53	709	600	33.3%	533	413,800	391,000	5.8%	7	520,400	20	247,000	6	539,200
153	Mt. Hood	33	15	7	12	-25.0%	12	324,900	85	47	38	-11.6%	42	356,200	316,000	6.4%	-	-	5	106,100	-	-
155	Columbia Co.	128	100	14	87	-1.1%	59	361,500	77	237	223	8.3%	164	352,000	330,000	7.4%	1	250,000	14	112,300	3	283,300
156	Yamhill Co.	281	184	34	118	-24.8%	143	409,600	59	492	380	-1.3%	335	399,600	367,400	5.9%	1	245,000	12	483,000	6	378,200

[1] Percent change in number of pending sales this year compared to last year. The Current Month section compares March 2020 with March 2019. The Year-To-Date section compares 2020 year-to-date statistics through March with 2019 year-to-date statistics through March.

[2] % Change is based on a comparison of the rolling average sale price for the last 12 months (4/1/19-3/31/20) with 12 months before (4/1/18-3/31/19).

[3] Total Market Time is the number of days from when a property is listed to when an offer is accepted on that same property. If a property is re-listed within 31 days, Total Market Time continues to accrue; however, it does not include the time that it was off the market.

© Copyright RMLS™ 2020. All Rights Reserved.

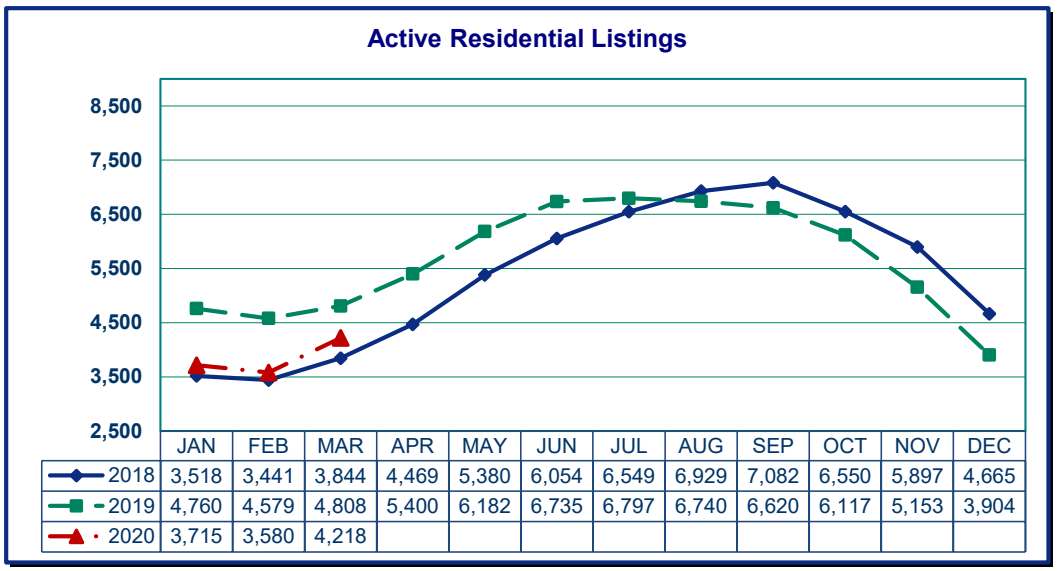

	JAN	FEB	MAR	APR	MAY	JUN	JUL	AUG	SEP	OCT	NOV	DEC
2018	3,518	3,441	3,844	4,469	5,380	6,054	6,549	6,929	7,082	6,550	5,897	4,665
2019	4,760	4,579	4,808	5,400	6,182	6,735	6,797	6,740	6,620	6,117	5,153	3,904
2020	3,715	3,580	4,218									

ACTIVE RESIDENTIAL LISTINGS

PORTLAND, OR

This graph shows the active residential listings over the past three calendar years in the greater Portland, Oregon metropolitan area.

TOTAL ACTIVE LISTINGS

PORTLAND, OR

This graph shows the total active listings over the past three calendar years in the greater Portland, Oregon metropolitan area.

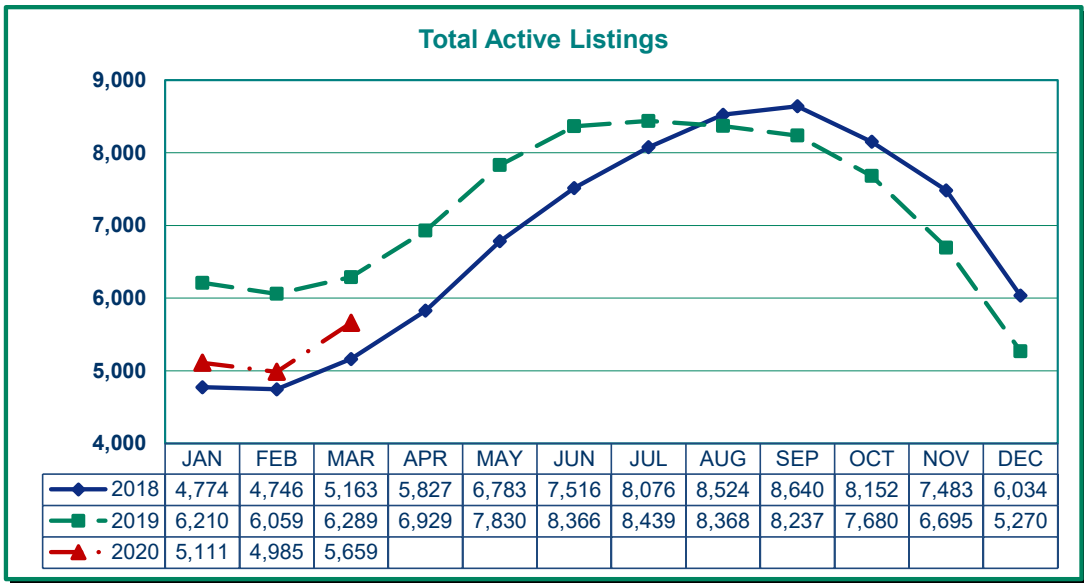

	JAN	FEB	MAR	APR	MAY	JUN	JUL	AUG	SEP	OCT	NOV	DEC
2018	4,774	4,746	5,163	5,827	6,783	7,516	8,076	8,524	8,640	8,152	7,483	6,034
2019	6,210	6,059	6,289	6,929	7,830	8,366	8,439	8,368	8,237	7,680	6,695	5,270
2020	5,111	4,985	5,659									

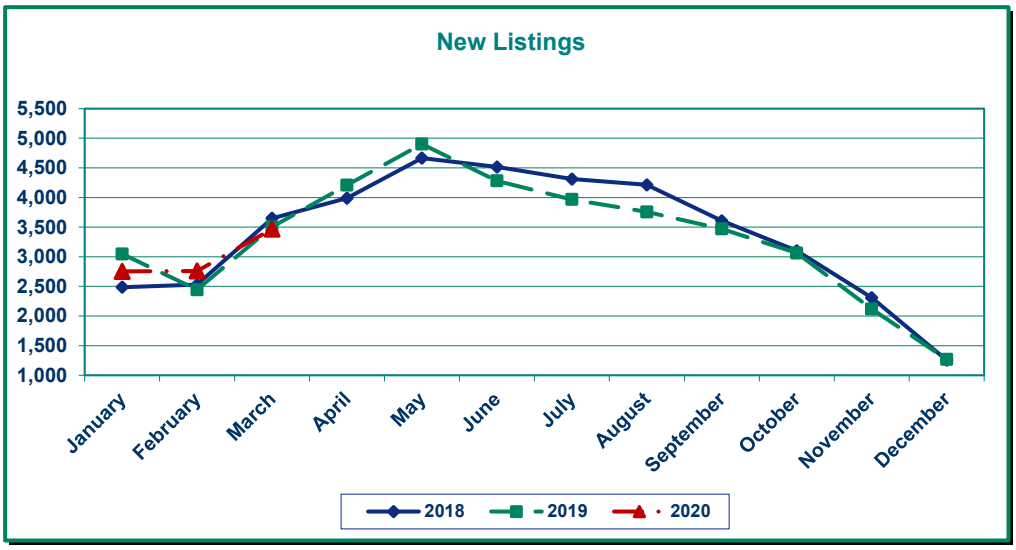

NEW LISTINGS

PORTLAND, OR

This graph shows the new residential listings over the past three calendar years in the greater Portland, Oregon metropolitan area.

© Copyright RMLS™ 2020. All Rights Reserved.

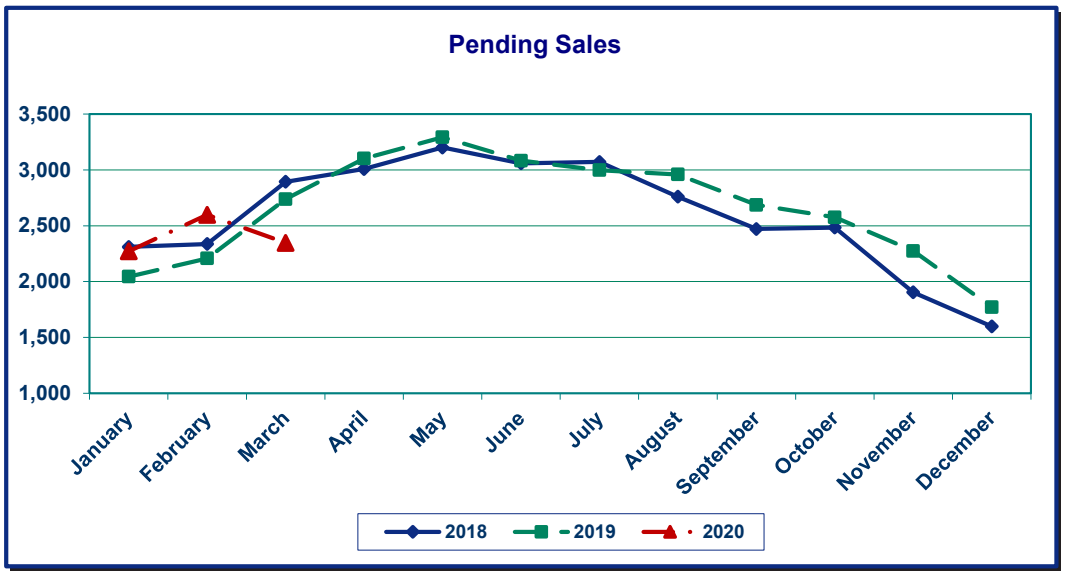

PENDING LISTINGS

PORTLAND, OR

This graph represents monthly accepted offers in the Portland, Oregon metropolitan area over the past three calendar years.

CLOSED SALES

PORTLAND, OR

This graph shows the closed sales over the past five calendar years in the greater Portland, Oregon metropolitan area.

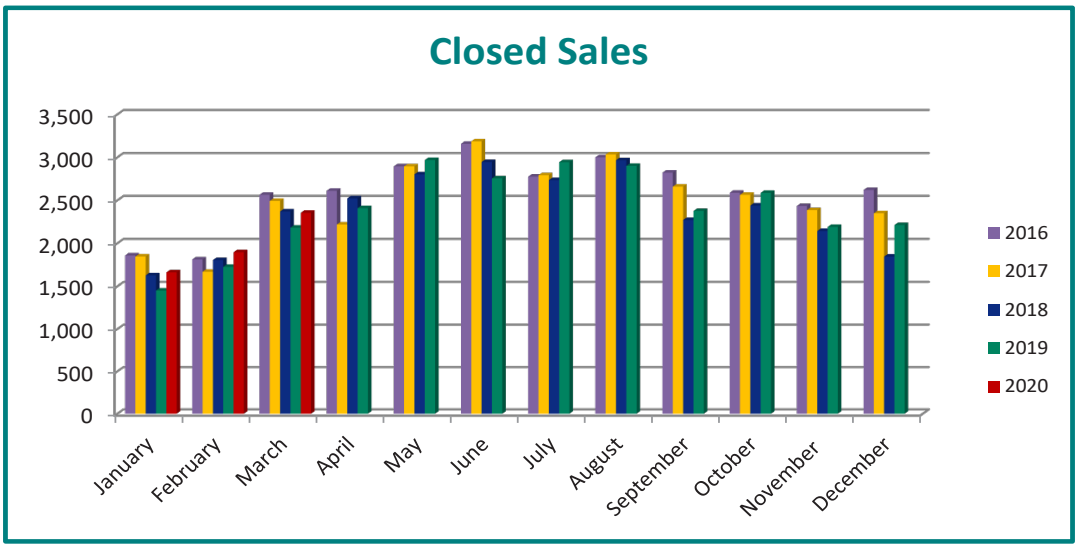

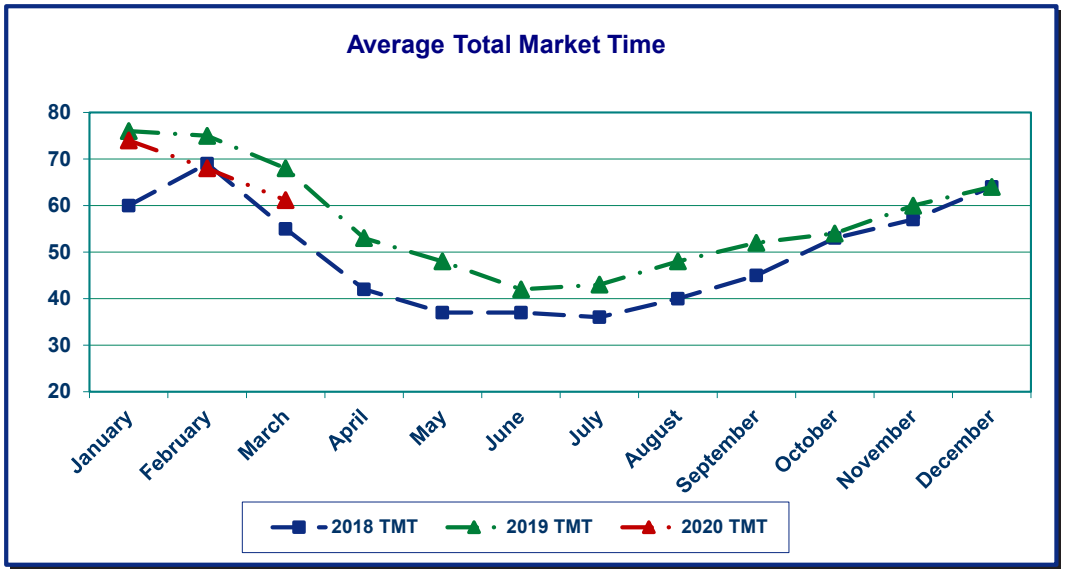

DAYS ON MARKET

PORTLAND, OR

This graph shows the average market time for sales in the Portland, Oregon metropolitan area over the past three calendar years.

© Copyright RMLS™ 2020. All Rights Reserved.

SALE PRICE

PORTLAND, OR

This graph represents the average and median sale price for all homes sold in the Portland, Oregon metropolitan area.

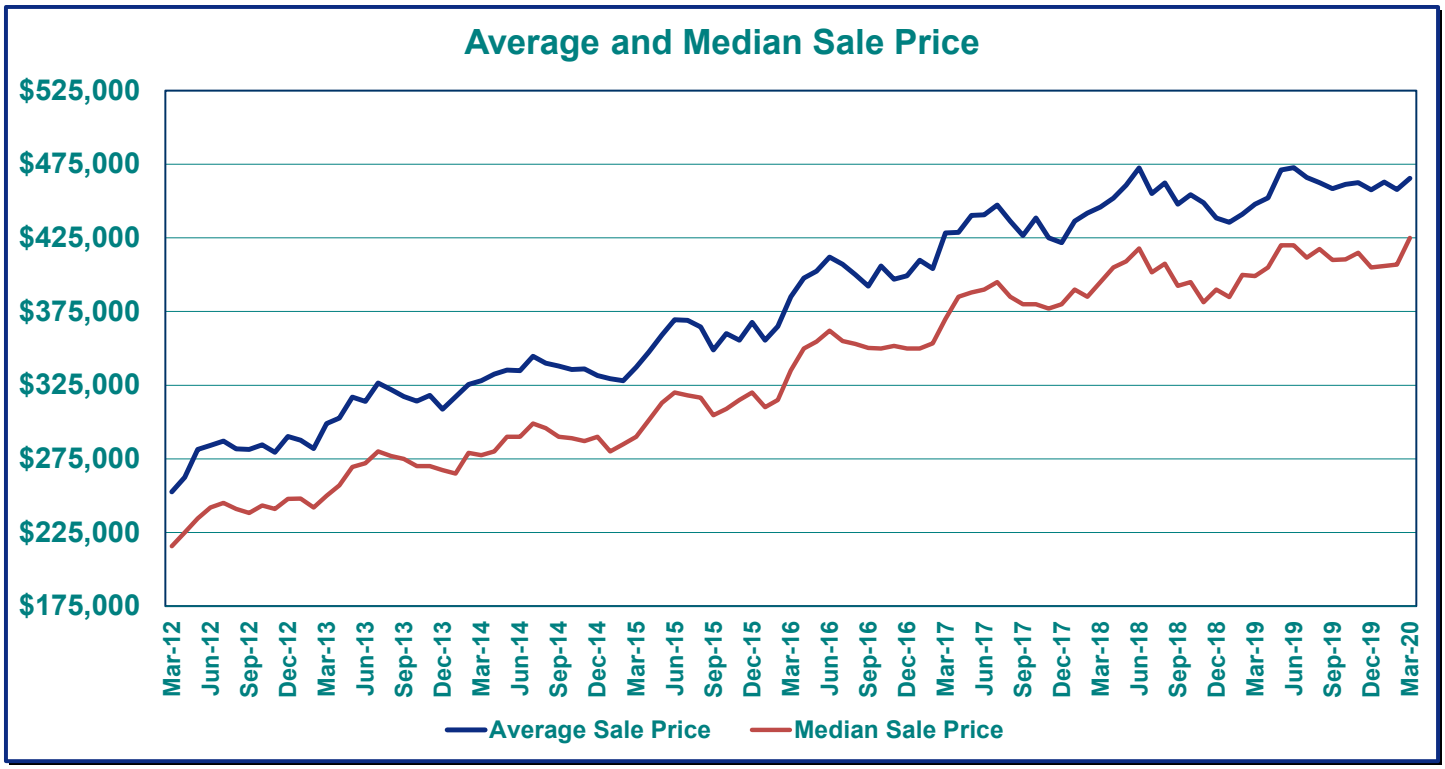

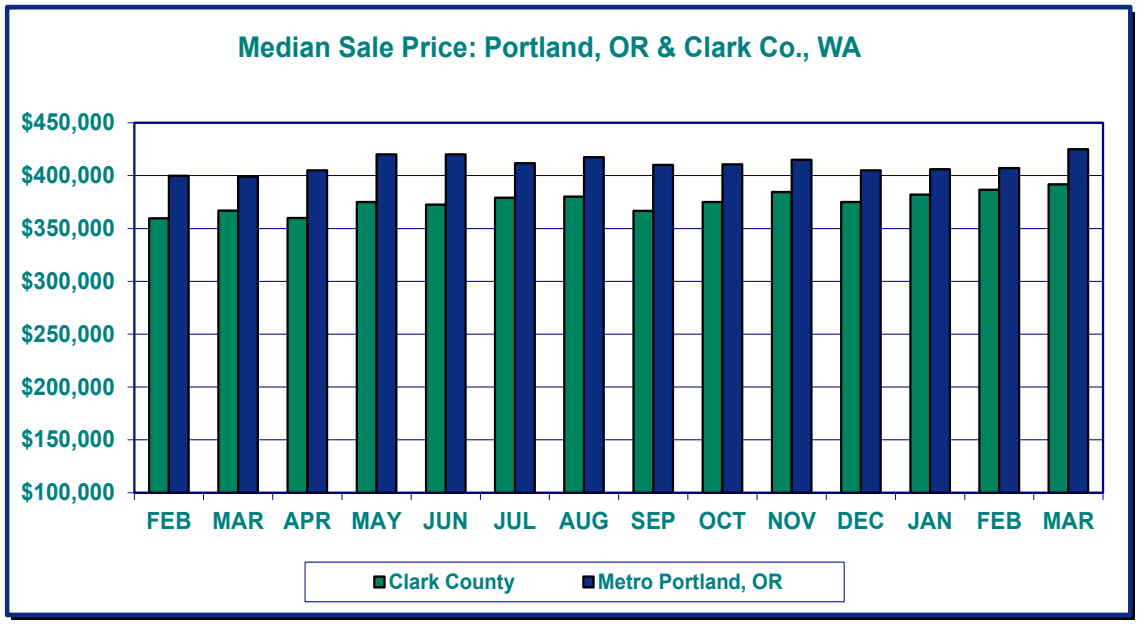

MEDIAN SALE PRICE

PORTLAND, OR

This graph shows the median sale price over the past 12 months in the greater Portland, Oregon, metropolitan area and Clark County.

© Copyright RMLS™ 2020. All Rights Reserved.

MEDIAN SALE PRICE
March 2020

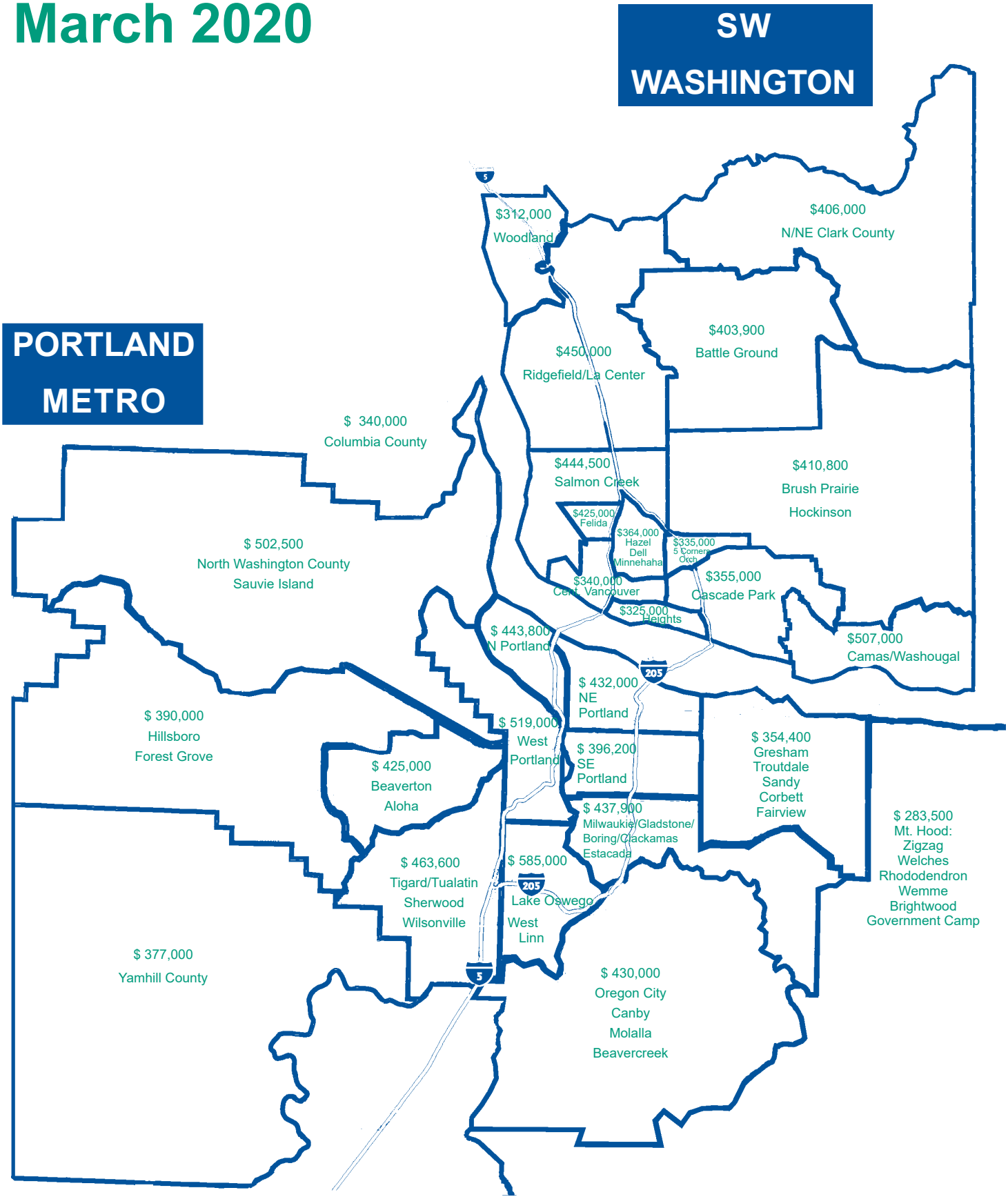

© Copyright RMLS™ 2020. All Rights Reserved.

RMLS™ MULTIPLE LISTING SERVICE

ACTIVE & CLOSED CONDOS

PORTLAND, OR

This graph shows the number of active and closed condos in the Portland, Oregon, metropolitan area.

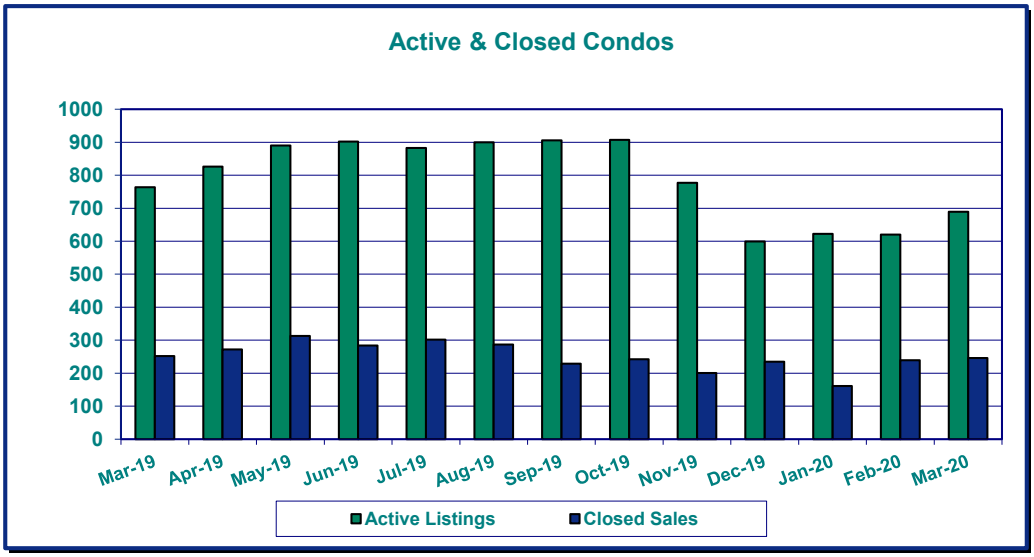

MEDIAN SALE PRICE CONDOS

PORTLAND, OR

This graph represents the median sale price for all condos sold in the last three calendar years in the Portland, Oregon metropolitan area.

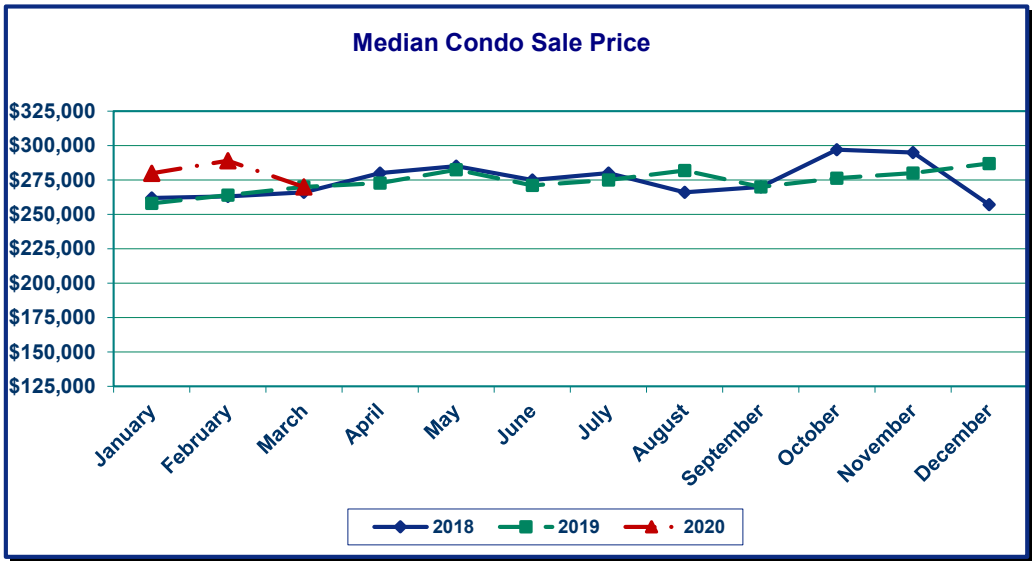

Contact RMLS™
16101 SW 72nd Ave.
Suite 200
Portland, OR 97224
(503) 236-7657
communications@rmls.com

The statistics presented in Market Action are compiled monthly based on figures generated by RMLS™.

Market Action Reports are compiled for the following areas: Portland metropolitan area, Southwest Washington, Mid-Columbia, Columbia Basin, Baker County, Coos County, Curry County, Douglas County, Grant County, Josephine County, Lane County, North Coastal Counties, Polk & Marion Counties, Union County, and Wallowa County.

RMLS™ was formed by area Boards and Associations of REALTORS® in 1991.

E-mail subscriptions are available for $45 per year by contacting RMLS™. Reproduction of any portion of this copyrighted material is prohibited without prior approval of RMLS™.

EQUAL HOUSING OPPORTUNITY

Rick Jenkins, Chairman of the Board
Kurt von Wasmuth, President/CEO
Tyler Chaudhary, Editor

© Copyright RMLS™ 2020. All Rights Reserved.

RMLS™

NEIGHBORHOOD REPORT

Portland, Oregon

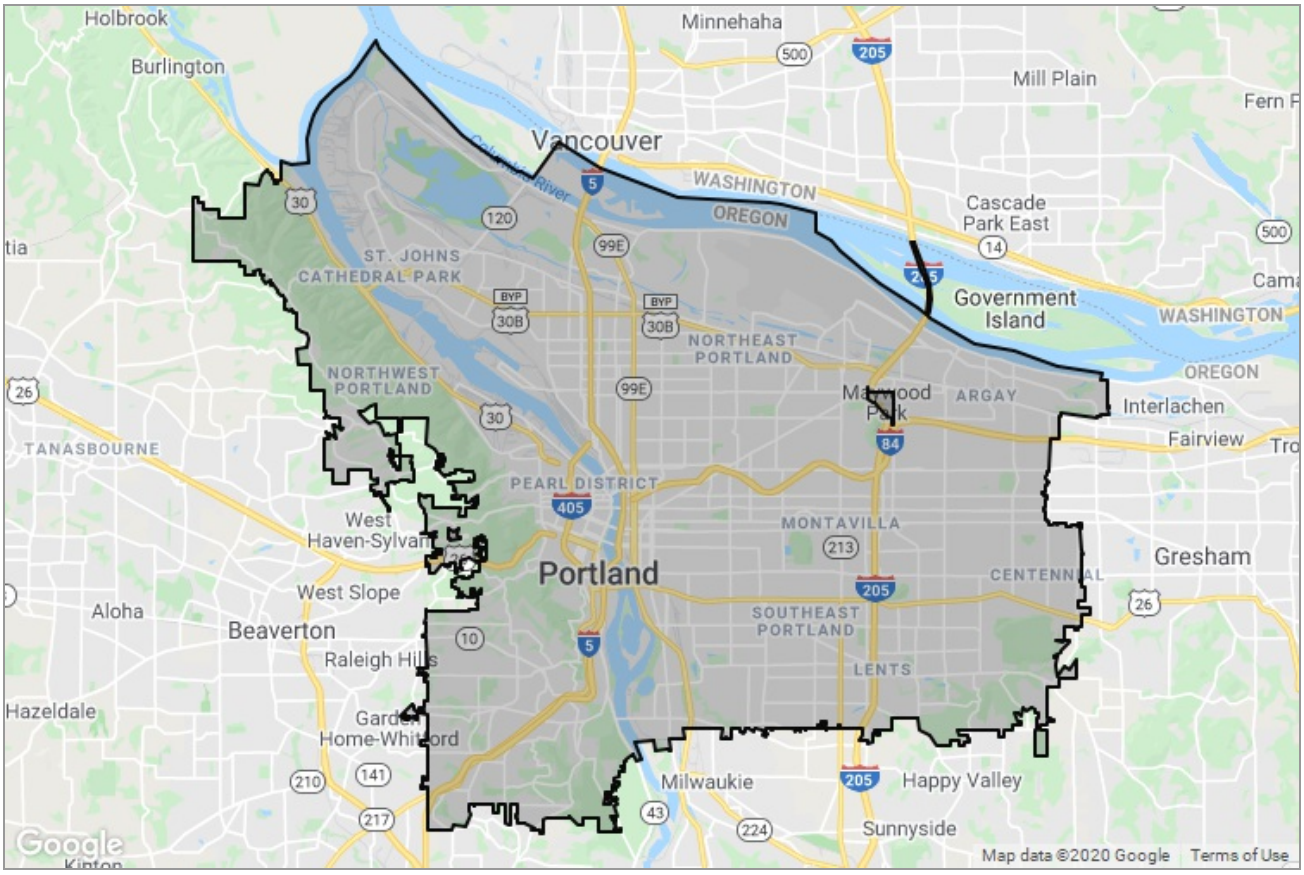

Presented by

Josh Thomas | **Real Estate Broker**

The Handris Realty Company

Mobile: (360) 901-2280 | Office: (360) 695-9292

Main: Josh.Thomas@jetyourestate.com
Broker: www.jetyourestate.com |
Broker: www.facebook.com/jetyourestate

The Handris Realty Company
15524 SE Mill Plain Blvd.
Vancouver, WA 98684

RPR®

Copyright 2020 Realtors Property Resource® LLC. All Rights Reserved.
Information is not guaranteed. Equal Housing Opportunity.

Neighborhood: Housing Stats and Charts

	Portland (City)	Multnomah County	Oregon	USA
Median Estimated Home Value	$451K	$420K	$373K	$244K
Estimated Home Value 12-Month Change	+1.8%	+2.1%	+4.6%	+0.8%
Median List Price	$450K	$425K	$375K	$119K
List Price 1-Month Change	0%	0%	+1.4%	+8.2%
List Price 12-Month Change	–	–	+4.5%	+8.2%
Median Home Age	58	59	45	41
Own	53%	54%	62%	64%
Rent	47%	46%	38%	36%
$ Value of All Buildings for which Permits Were Issued	–	$974M	$4.18B	$271B
% Change in Permits for All Buildings	–	+17%	+6%	+4%
% Change in $ Value for All Buildings	–	-11%	+1%	+5%

Median Sales Price vs. Sales Volume

This chart compares the price trend and sales volume for homes in an area. Home prices typically follow sales volume, with a time lag, since sales activity is the driver behind price movements.

Data Source: Public records and listings data

Update Frequency: Monthly

- Median Sales Price Public Records
- Median Sales Price Listings
- Sales Volume Public Records
- Sales Volume Listings

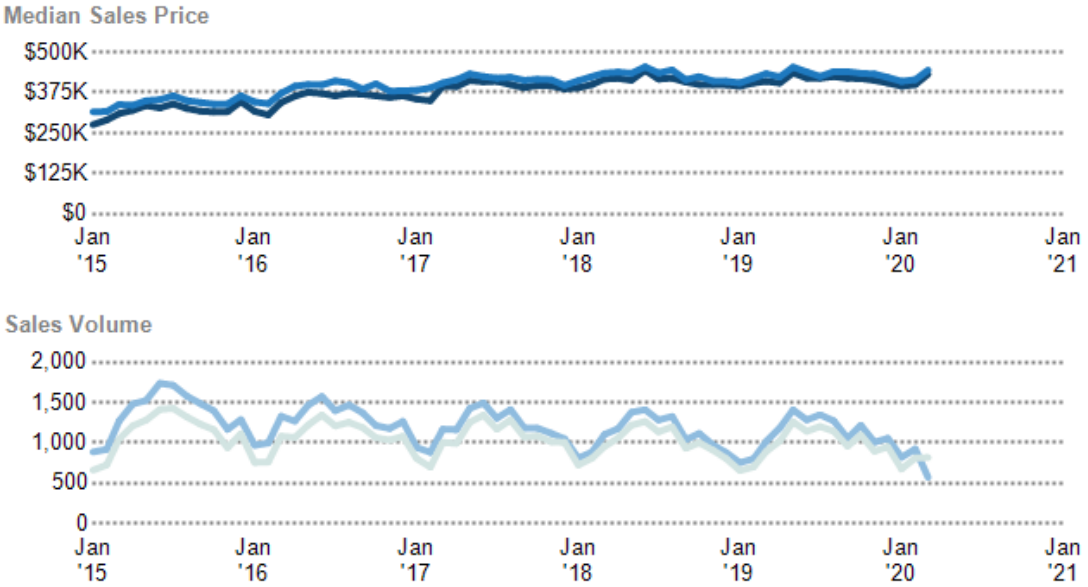

Copyright 2020 Realtors Property Resource® LLC. All Rights Reserved.
Information is not guaranteed. Equal Housing Opportunity.

RMLS™ | Neighborhood Report

Portland, Oregon

Median Listing Price vs. Listing Volume

This chart compares the listing price and listing volume for homes in an area. Listing prices often follow listing volume, with a time lag, because supply can drive price movements.

Data Source: On- and off-market listings sources

Update Frequency: Monthly

Median List Price

Listing Volume

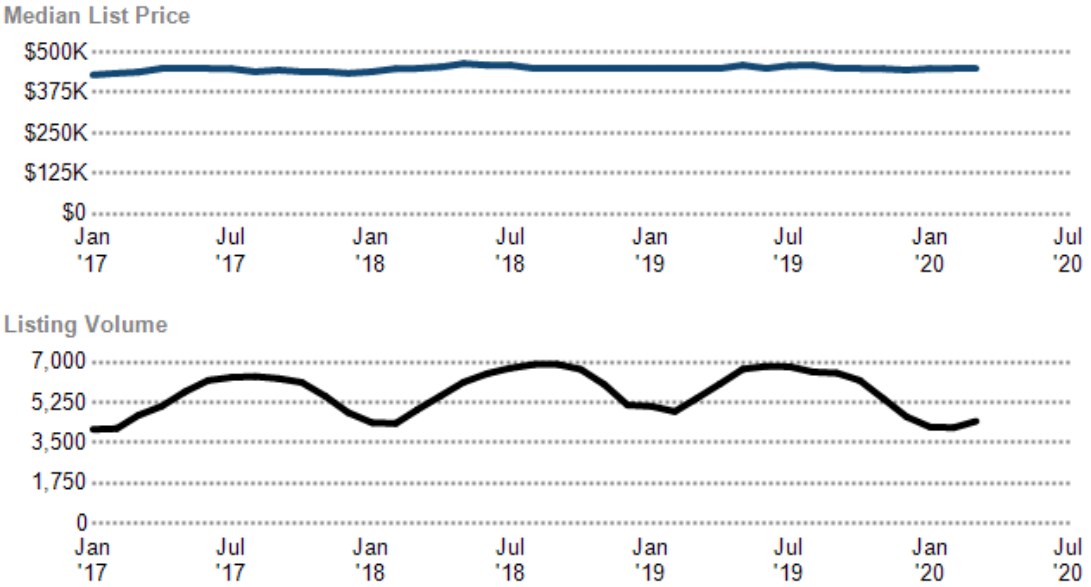

Price Range of Homes Sold

This chart shows the distribution of homes reported sold in the past six months within different price ranges in the area of your search. The amount shown for the subject property is sold data where available, or the property's estimated value when sales data are unavailable (such as a non-disclosure state) or provided in range format.

Data Source: Public records data

Update Frequency: Monthly

Sales Count By Price Range

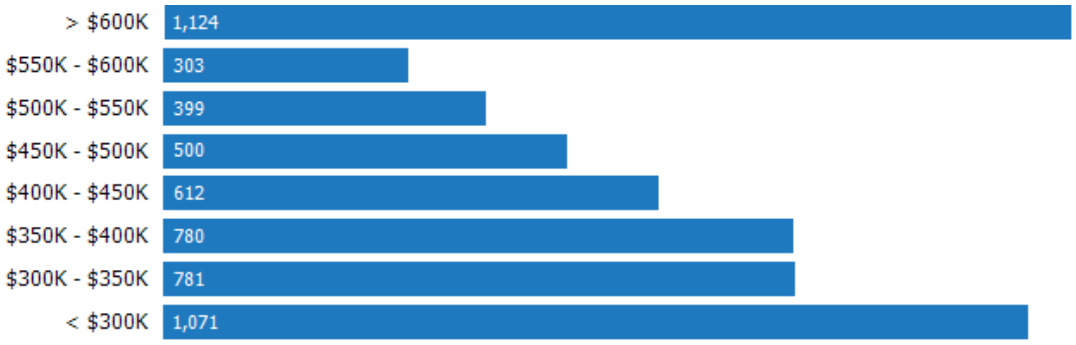

Price per Square Foot of Homes Sold

This chart shows the distribution of homes reported sold in the past six months at different prices per square foot (living area sourced from public records).

Data Source: Public records data

Update Frequency: Monthly

Sales Count By Price Per Sq Ft

Copyright 2020 Realtors Property Resource® LLC. All Rights Reserved.
Information is not guaranteed. Equal Housing Opportunity.

RMLS™ | Neighborhood Report

Portland, Oregon

Size of Homes Sold

This chart shows the distribution of homes reported sold in the past six months of different sizes in the area of your search.

Data Source: Public records data

Update Frequency: Monthly

Sales Count By Living Area

Age Range of Homes Sold

This chart shows the distribution of homes reported sold in the past six months of different age ranges in the area of your search.

Data Source: Public records data

Update Frequency: Monthly

Sales Count by Age of House

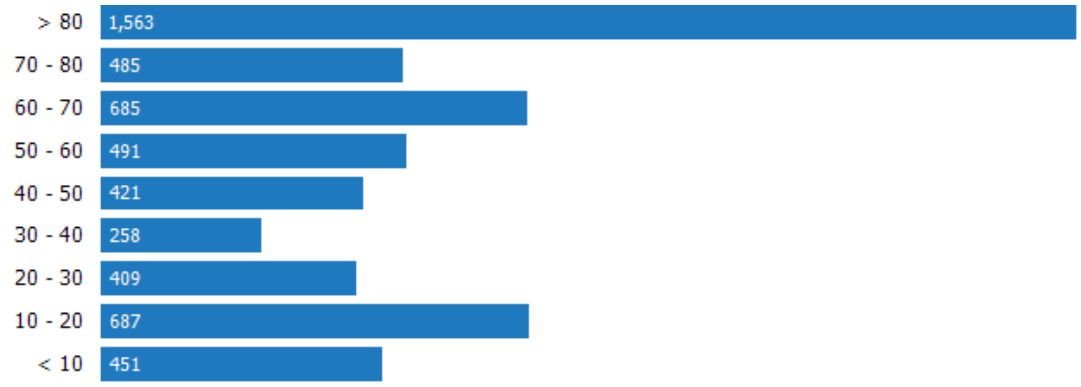

Number of Bedrooms in Homes Sold

This chart shows the distribution of homes reported sold in the past six months, according to the number of bedrooms, in the area of your search.

Data Source: Public records data

Update Frequency: Monthly

Sales Count by Bedroom

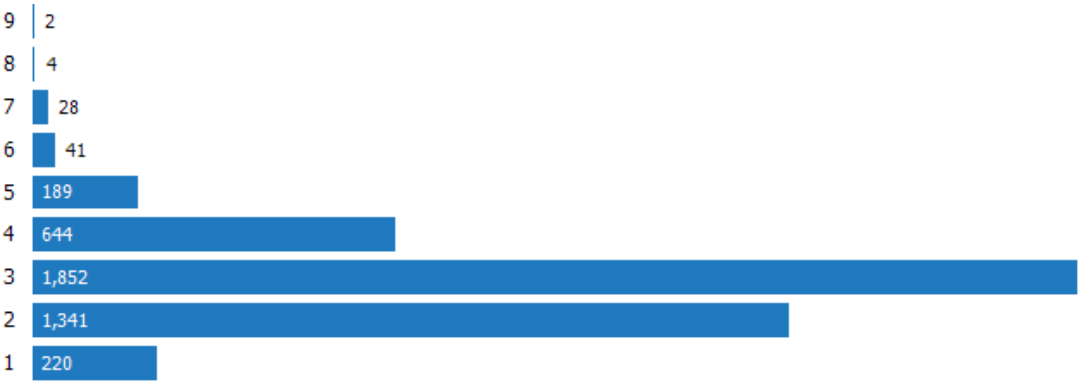

Copyright 2020 Realtors Property Resource® LLC. All Rights Reserved.
Information is not guaranteed. Equal Housing Opportunity.

Neighborhood: People Stats and Charts

	Portland (City)	Multnomah County	Oregon	USA
Population	639K	799K	4.08M	323M
Population Density per Sq Mi	4.79K	1.85K	42.5	–
Population Change since 2010	+11.8%	+11.3%	+9.2%	+6.9%
Median Age	37	37	39	38
Male / Female Ratio	49%	50%	50%	49%

Copyright 2020 Realtors Property Resource® LLC. All Rights Reserved.
Information is not guaranteed. Equal Housing Opportunity.

RMLS™ | Neighborhood Report

Portland, Oregon

Education Levels of Population

This chart shows the educational achievement levels of adults in an area, compared with other geographies.

Data Source: U.S. Census American Community Survey via Esri, 2016

Update Frequency: Annually

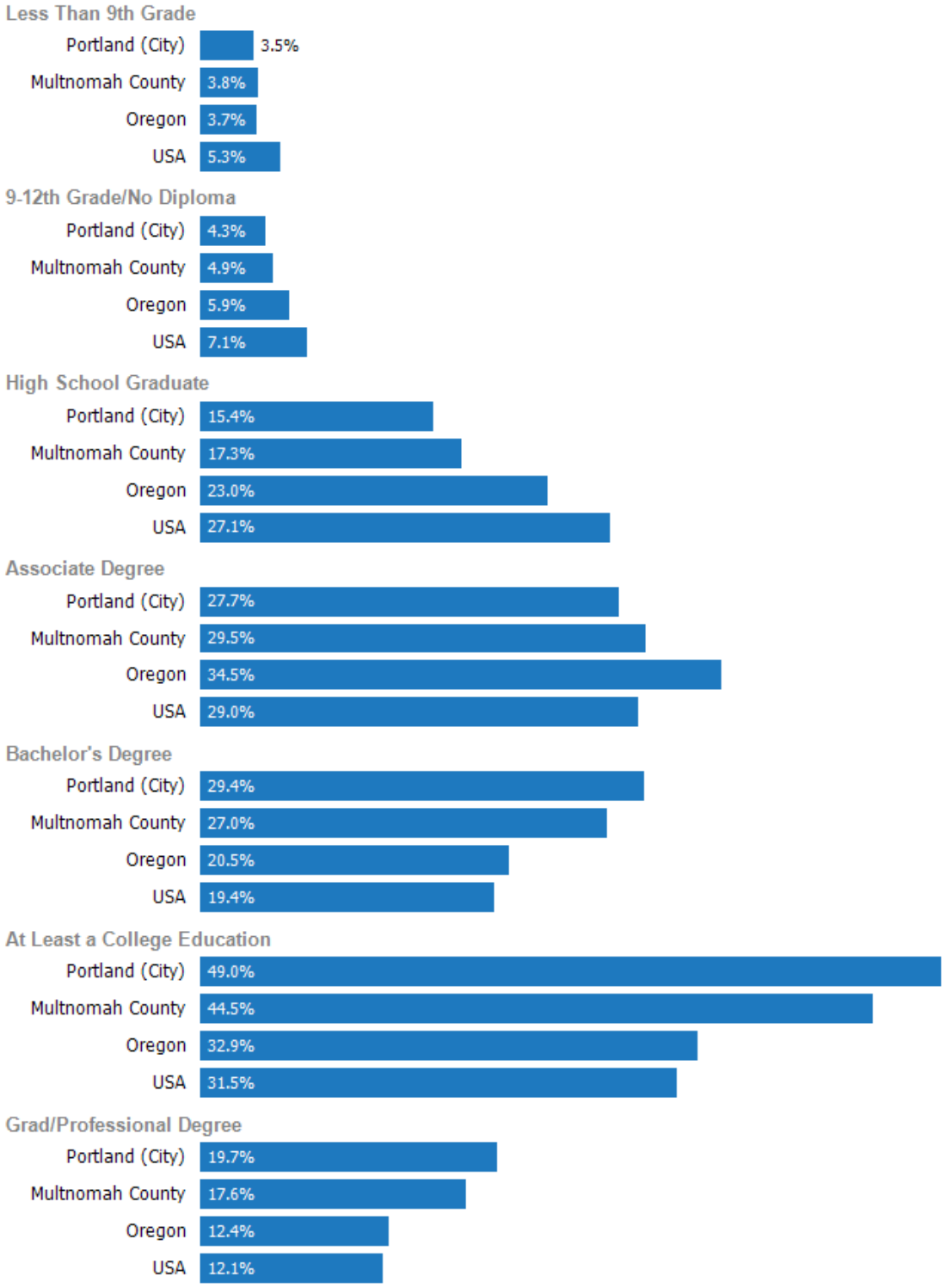

Copyright 2020 Realtors Property Resource® LLC. All Rights Reserved.
Information is not guaranteed. Equal Housing Opportunity.

RMLS™ | Neighborhood Report

Portland, Oregon

Population of Children by Age Group

This chart shows the distribution of the population of children by age range — from birth to 17 — in the area of your search.

Data Source: U.S. Census

Update Frequency: Annually

Portland

Population of Adults by Age Group

This chart shows the distribution of the population of adults by age range — from 18 to 75-plus — in the area of your search.

Data Source: U.S. Census

Update Frequency: Annually

Portland

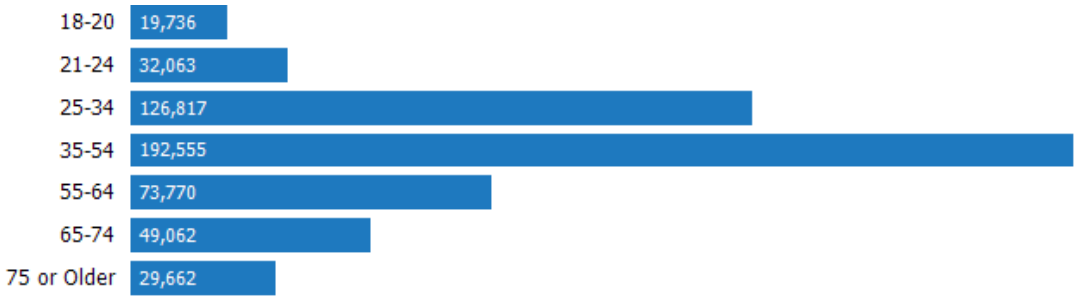

Households With Children

This chart shows the distribution of households with children, categorized by marital status, in the area of your search.

Data Source: U.S. Census

Update Frequency: Annually

Portland

Household Income Brackets

This chart shows annual household income levels within an area.

Data Source: U.S. Census

Update Frequency: Annually

Portland

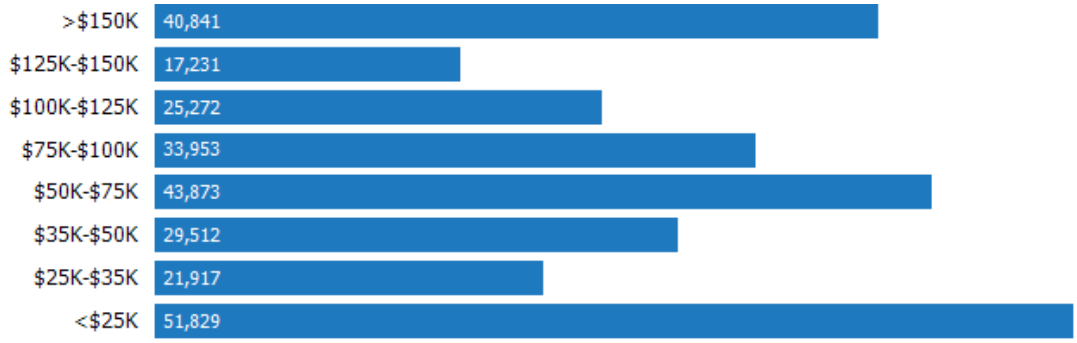

Presidential Voting Pattern

This chart shows how residents of a county voted in the 2016 presidential election.

Data Source: USElectionAtlas.org

Update Frequency: Quadrennially

Copyright 2020 Realtors Property Resource® LLC. All Rights Reserved.
Information is not guaranteed. Equal Housing Opportunity.

Neighborhood: Economic Stats and Charts

	Portland (City)	Multnomah County	Oregon	USA
Income Per Capita	$18,503	$34,848	$30,410	$31,177
Median Household Income	$65,740	$64,337	$59,393	$60,293
Unemployment Rate	2.5%	2.5%	2.9%	3.5%
Unemployment Number	9.38K	11.5K	60.8K	5.75M
Employment Number	370K	448K	2.04M	159M
Labor Force Number	379K	460K	2.1M	165M

Median Sales Price vs. Unemployment

This chart shows the relationship between employment and home prices in a metro area. Employment is a good measure of the strength of the local economy. Generally speaking, the better the job market, the more likely home prices are rising.

Data Source: Moody's Analytics: economy.com

Update Frequency: Monthly

- Median Sales Price
- Unemployment

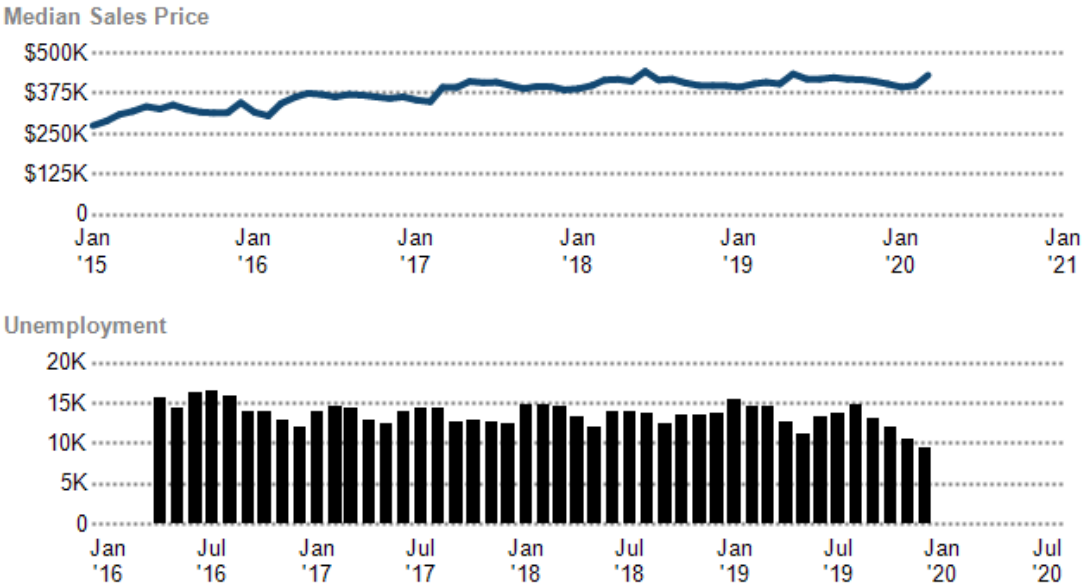

Unemployment Rate

This chart shows the unemployment trend in the area of your search. The unemployment rate is an important driver behind the housing market.

Data Source: Bureau of Labor Statistics

Update Frequency: Monthly

- Portland
- Multnomah County
- Oregon
- USA

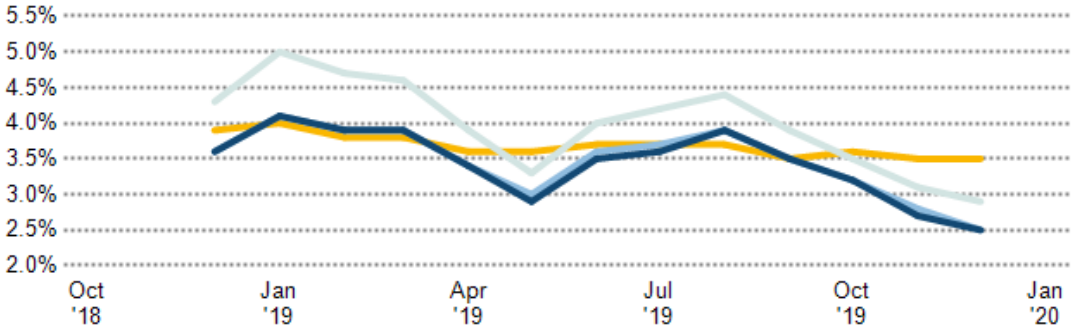

Copyright 2020 Realtors Property Resource® LLC. All Rights Reserved.
Information is not guaranteed. Equal Housing Opportunity.

RMLS™ | Neighborhood Report

Portland, Oregon

Occupational Categories

This chart shows categories of employment within an area.

Data Source: U.S. Census

Update Frequency: Annually

Portland

Copyright 2020 Realtors Property Resource® LLC. All Rights Reserved.
Information is not guaranteed. Equal Housing Opportunity.

Neighborhood: Quality of Life Stats and Charts

Quality of Life in 97201

	Portland (City)	Multnomah County	Oregon	USA
Elevation (in feet)	73	227	713	–
Annual Rainfall (in inches)	44	62.32	32.81	–
Annual Snowfall (in inches)	5.63	20.51	39.24	–
Days of Full Sun (per year)	67	67	95	–
Travel Time to Work (in minutes)	26	27	24	27
Water Quality - Health Violations	–	–	–	–
Water Quality - Monitoring and Report Violations	–	–	–	–
Superfund Sites	18	26	40	2,395
Brownfield Sites	Yes	Yes	Yes	Yes

Average Commute Time

This chart shows average commute times to work, in minutes, by percentage of an area's population.

Data Source: U.S. Census

Update Frequency: Annually

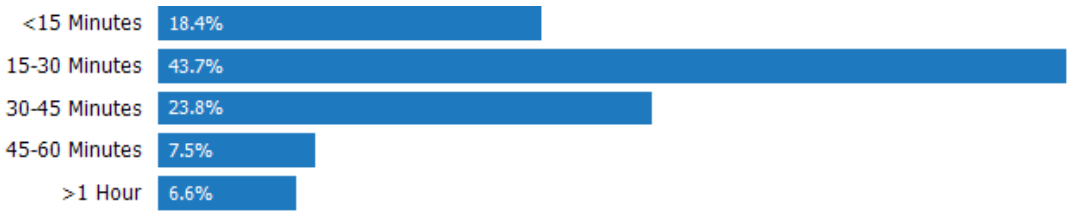

Portland

How People Get to Work

This chart shows the types of transportation that residents of the area you searched use for their commute.

Data Source: U.S. Census

Update Frequency: Annually

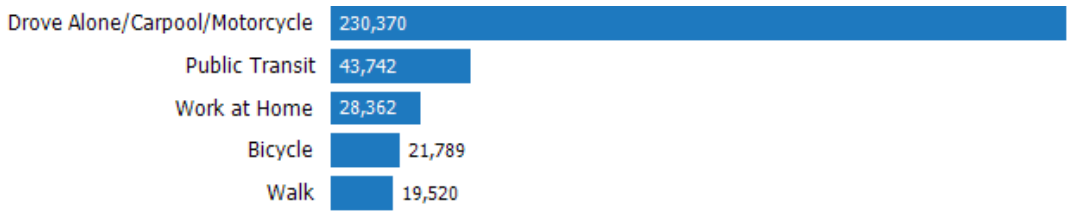

Average Monthly Temperature

This chart shows average temperatures in the area you searched.

Data Source: NOAA

Update Frequency: Annually

Copyright 2020 Realtors Property Resource® LLC. All Rights Reserved.
Information is not guaranteed. Equal Housing Opportunity.

About RPR (Realtors Property Resource)

- Realtors Property Resource® is a wholly owned subsidiary of the National Association REALTORS®.
- RPR offers comprehensive data – including a nationwide database of 164 million properties – as well as powerful analytics and dynamic reports exclusively for members of the NAR.
- RPR's focus is giving residential and commercial real estate practitioners, brokers, and MLS and Association staff the tools they need to serve their clients.
- This report has been provided to you by a member of the NAR.

About RPR's Data

RPR generates and compiles real estate and other data from a vast array of sources. The data contained in your report includes some or all of the following:

- **Listing data** from our partner MLSs and CIEs, and related calculations, like estimated value for a property or median sales price for a local market.
- **Public records data** including tax, assessment, and deed information. Foreclosure and distressed data from public records and RealtyTrac.
- **Market conditions and forecasts** based on listing and public records data.
- **Census and employment data** from the U.S. Census and the U.S. Bureau of Labor Statistics.
- **Demographics and trends data** from Esri. The data in commercial and economic reports includes Tapestry Segmentation, which classifies U.S. residential neighborhoods into unique market segments based on socioeconomic and demographic characteristics.
- **Business data** including consumer expenditures, commercial market potential, retail marketplace, SIC and NAICS business information, and banking potential data from Esri.
- **School data and reviews** from Niche.
- **Specialty data sets** such as walkability scores, traffic counts and flood zones.

Update Frequency

- Listings and public records data are updated on a continuous basis.
- Charts and statistics calculated from listing and public records data are refreshed monthly.
- Other data sets range from daily to annual updates.

Learn more

For more information about RPR, please visit RPR's public website: http://blog.narrpr.com

Copyright 2020 Realtors Property Resource® LLC. All Rights Reserved.
Information is not guaranteed. Equal Housing Opportunity.

RMLS™

MARKET ACTIVITY REPORT

Portland, Oregon

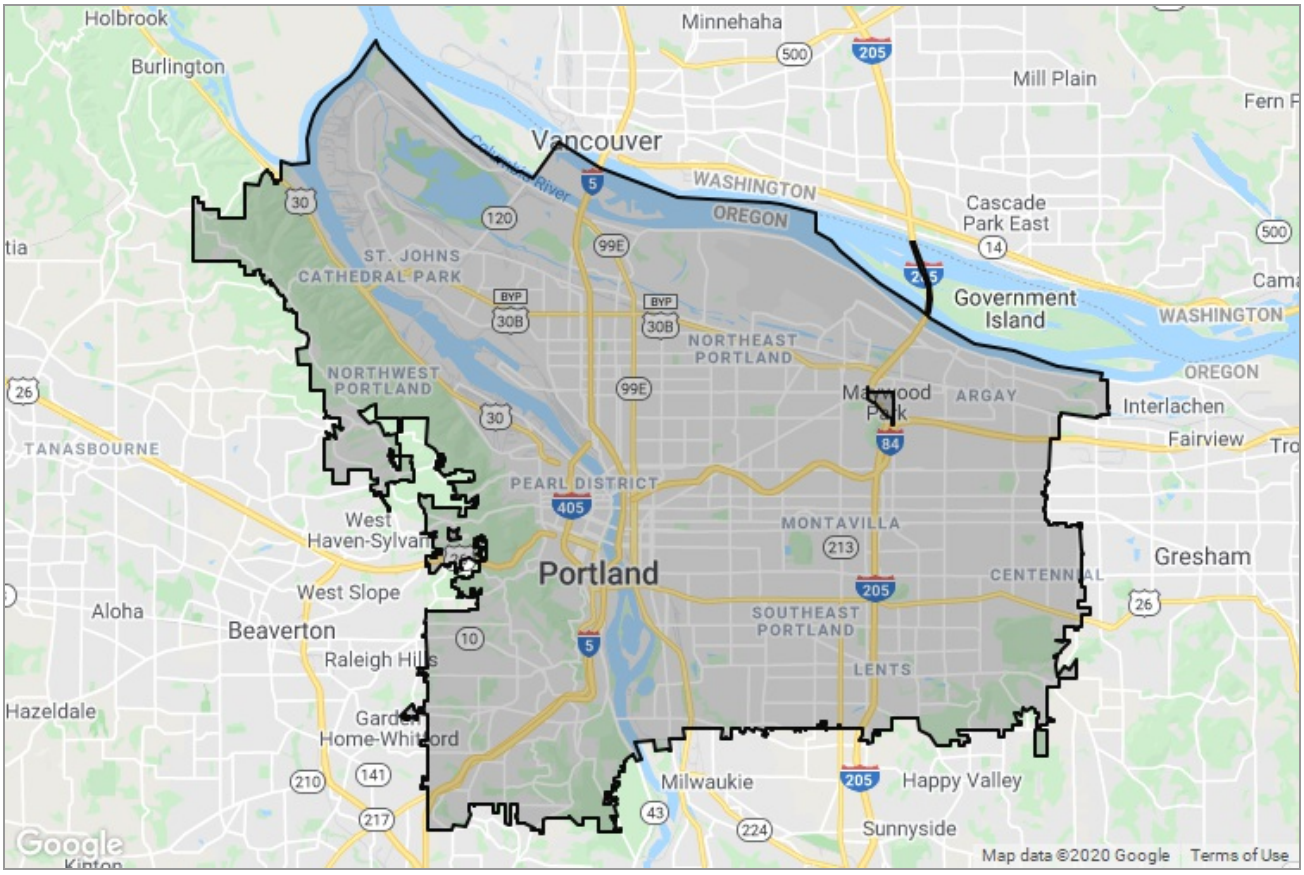

Presented by

Josh Thomas | **Real Estate Broker**

The Handris Realty Company

Mobile: (360) 901-2280 | Office: (360) 695-9292

Main: Josh.Thomas@jetyourestate.com
Broker: www.jetyourestate.com |
Broker: www.facebook.com/jetyourestate

The Handris Realty Company
15524 SE Mill Plain Blvd.
Vancouver, WA 98684

RPR®

Copyright 2020 Realtors Property Resource® LLC. All Rights Reserved.
Information is not guaranteed. Equal Housing Opportunity.

Portland, Oregon

Market Snapshot: Estimated Home Values

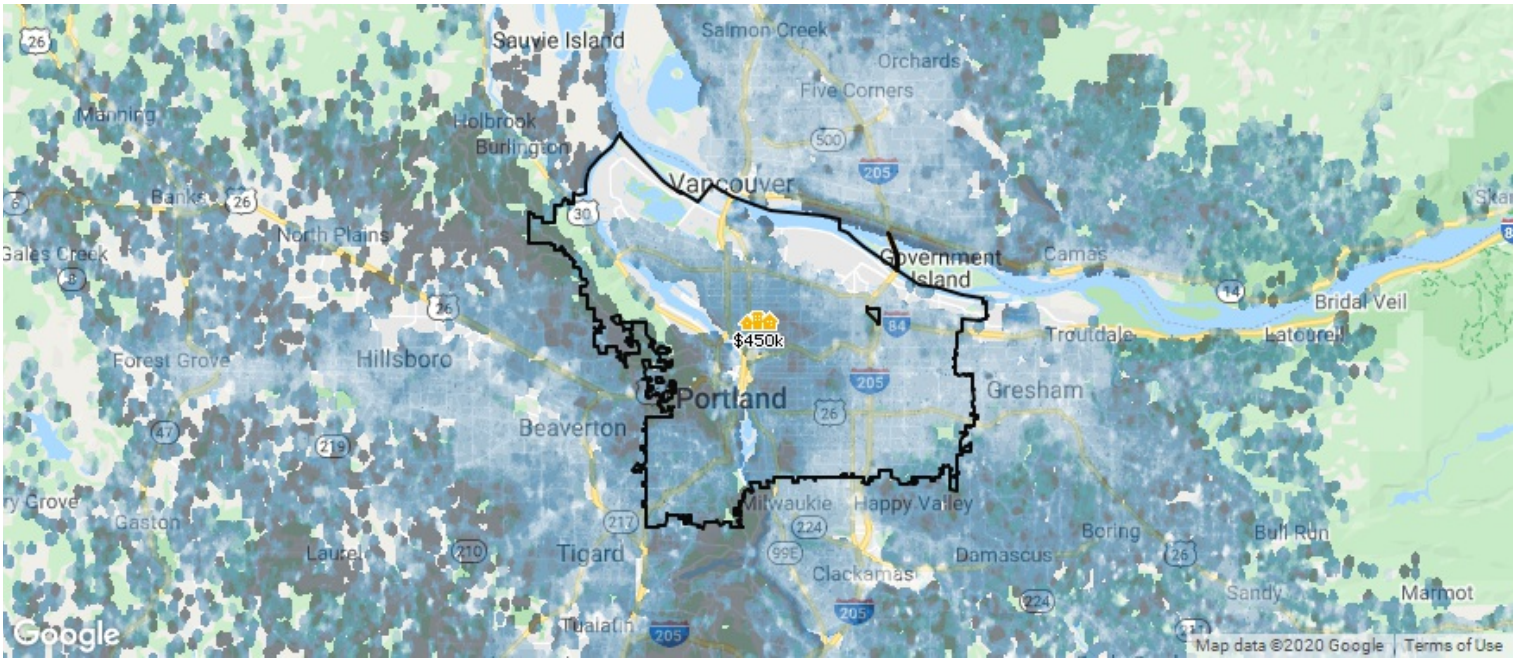

This map layer shows the average estimated home values, based on the AVMs and RVMs® for properties in an area. Source(s): Public records and MLS data where licensed; updated Quarterly.

Median Est. Home Value	Change Over Last Month	Change Over Last Quarter	Change Over Last 12 Months	Change Over Last 24 Months
$450K	↑ 1.23%	↑ 1.09%	↑ 1.12%	↑ 1.97%
Updated: 3/31/2020				

*About this Data: Estimated home values are generated by a valuation model and are not formal appraisals. Valuations are based on public records and MLS data where licensed. The metrics shown here reflect **All Residential Properties** data.*

Copyright 2020 Realtors Property Resource® LLC. All Rights Reserved.
Information is not guaranteed. Equal Housing Opportunity.

Portland, Oregon

Market Snapshot: 12-Month Change in Estimated Value

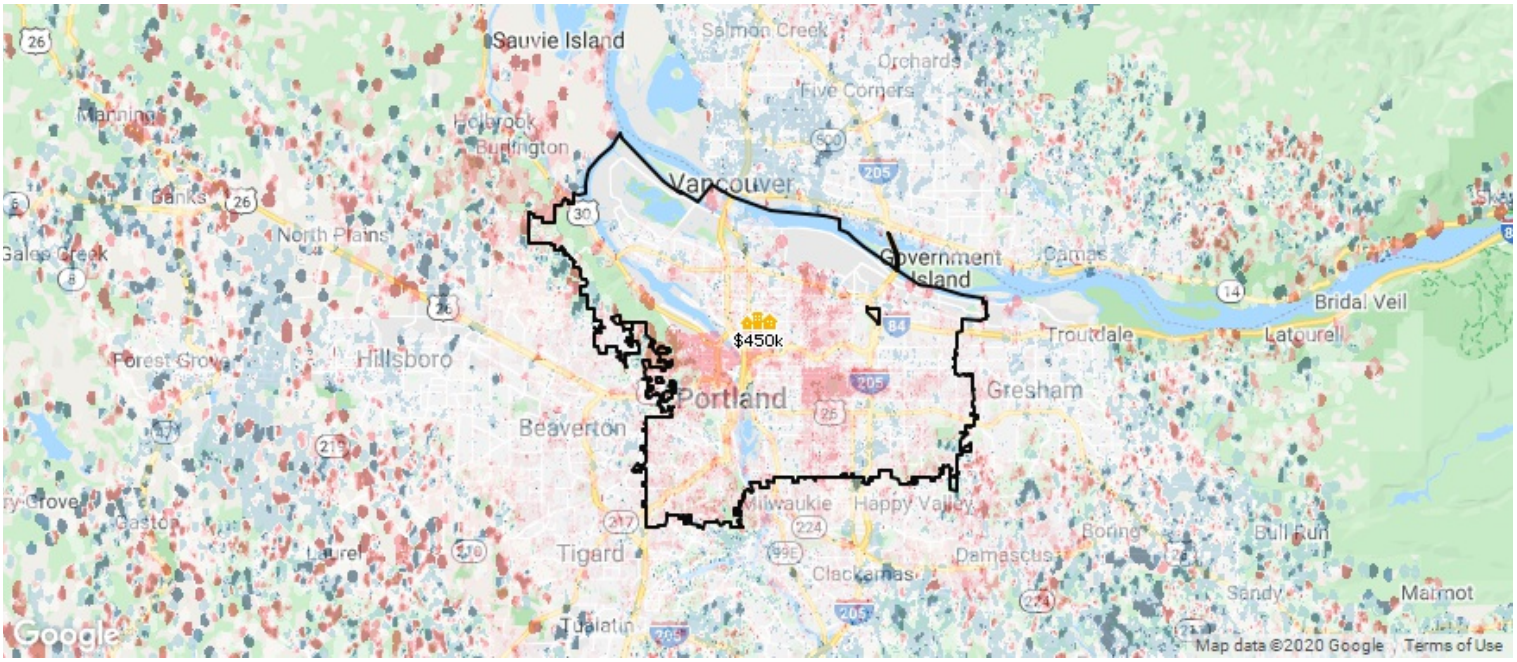

This map layer shows the change in estimated home values over the past 12 months, based on the AVMs and RVMs® for properties in an area. Source(s): Public records and MLS data where licensed; updated Quarterly.

Median Est. Home Value	Change Over Last 12 Months	Change Over Last 24 Months	Change Over Last 36 Months
$450K	↑ **1.12%**	↑ **1.97%**	↑ **10.58%**
Updated: 3/31/2020			

*About this Data: Estimated home values are generated by a valuation model and are not formal appraisals. Valuations are based on public records and MLS data where licensed. The metrics shown here reflect **All Residential Properties** data.*

Copyright 2020 Realtors Property Resource® LLC. All Rights Reserved.
Information is not guaranteed. Equal Housing Opportunity.

Portland, Oregon

Market Snapshot: Concentration of Distressed Properties

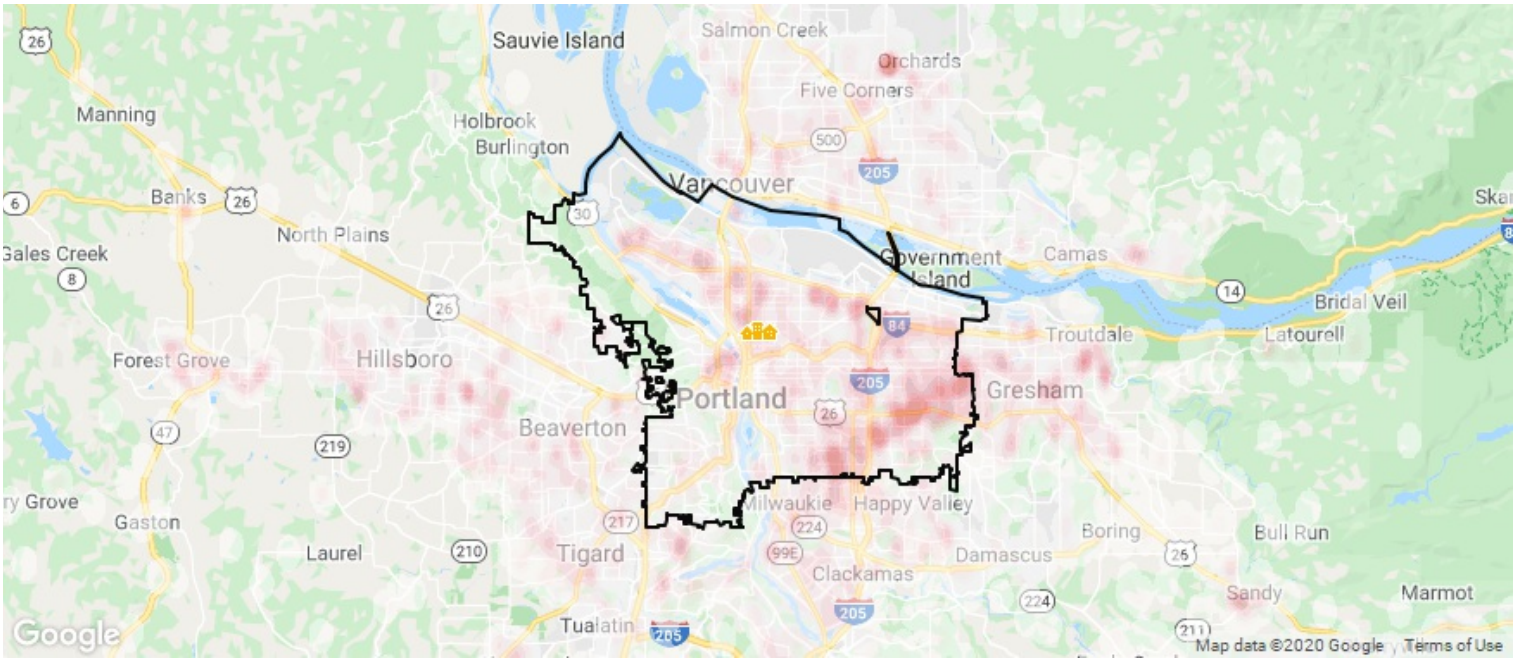

Low — High

This map layer shows the concentration of distressed properties, in areas where RPR has MLS data.
Source(s): MLS data; updated Quarterly.

Total # of Distressed Properties	# of Pre-Foreclosures	# of Foreclosures	# of Short Sales
397	**220**	**177**	**0**
Updated: 4/15/2020			

)

*About this data: The metrics displayed here reflect distressed property counts (listings and public records) for **All Residential Properties** as of 4/15/2020.*

Copyright 2020 Realtors Property Resource® LLC. All Rights Reserved.
Information is not guaranteed. Equal Housing Opportunity.

Portland, Oregon

Market Snapshot: Sales Price

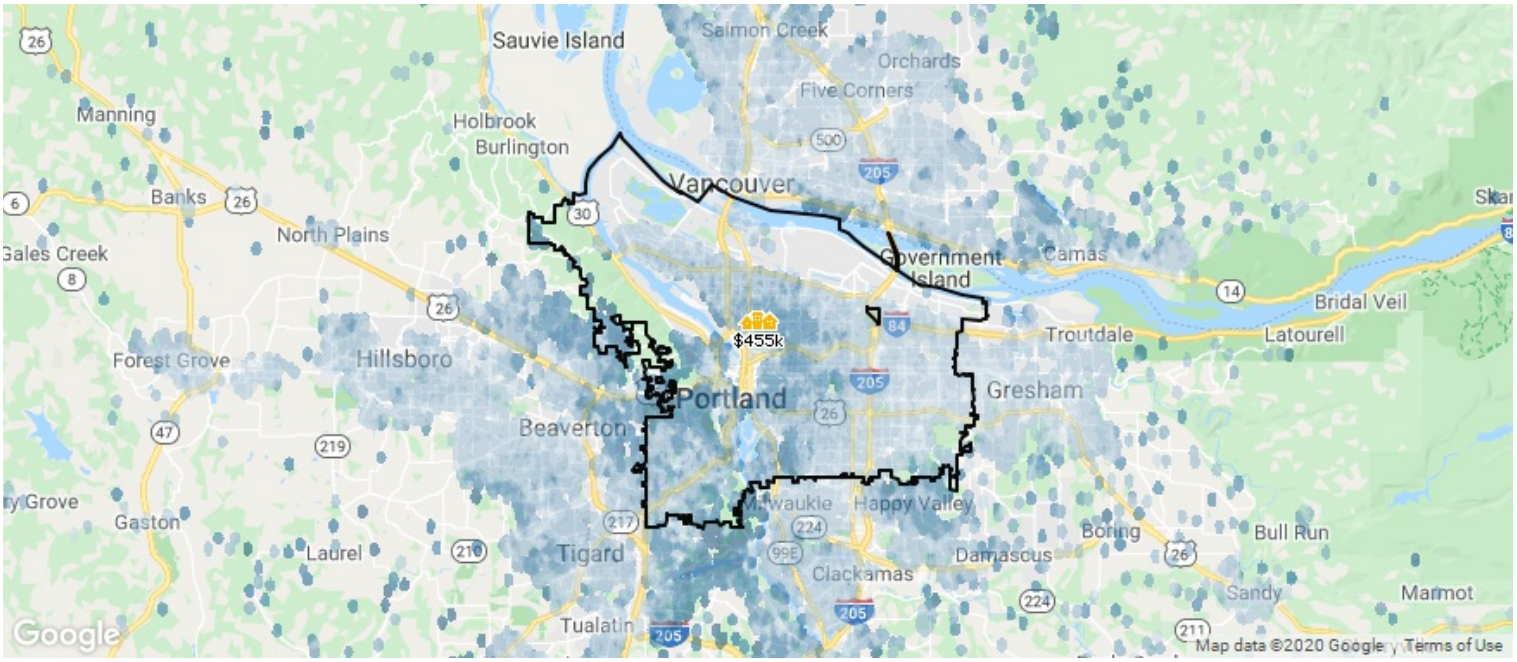

This map layer shows the average sales price for properties sold in the previous six months, in areas where RPR has MLS data. Source(s): MLS data; updated Quarterly.

Median Sales Price	Change Over Last Month	Change Over Last Quarter	Change Over Last 12 Months	Change Over Last 24 Months
$455K	**5.81%**	**5.81%**	**1.67%**	**2.02%**
Updated: 3/31/2020				

*About this data: The Metrics displayed here reflect median sales price for **All Residential Properties** using **MLS listing** data.*

Copyright 2020 Realtors Property Resource® LLC. All Rights Reserved.
Information is not guaranteed. Equal Housing Opportunity.

Portland, Oregon

Market Snapshot: List Price

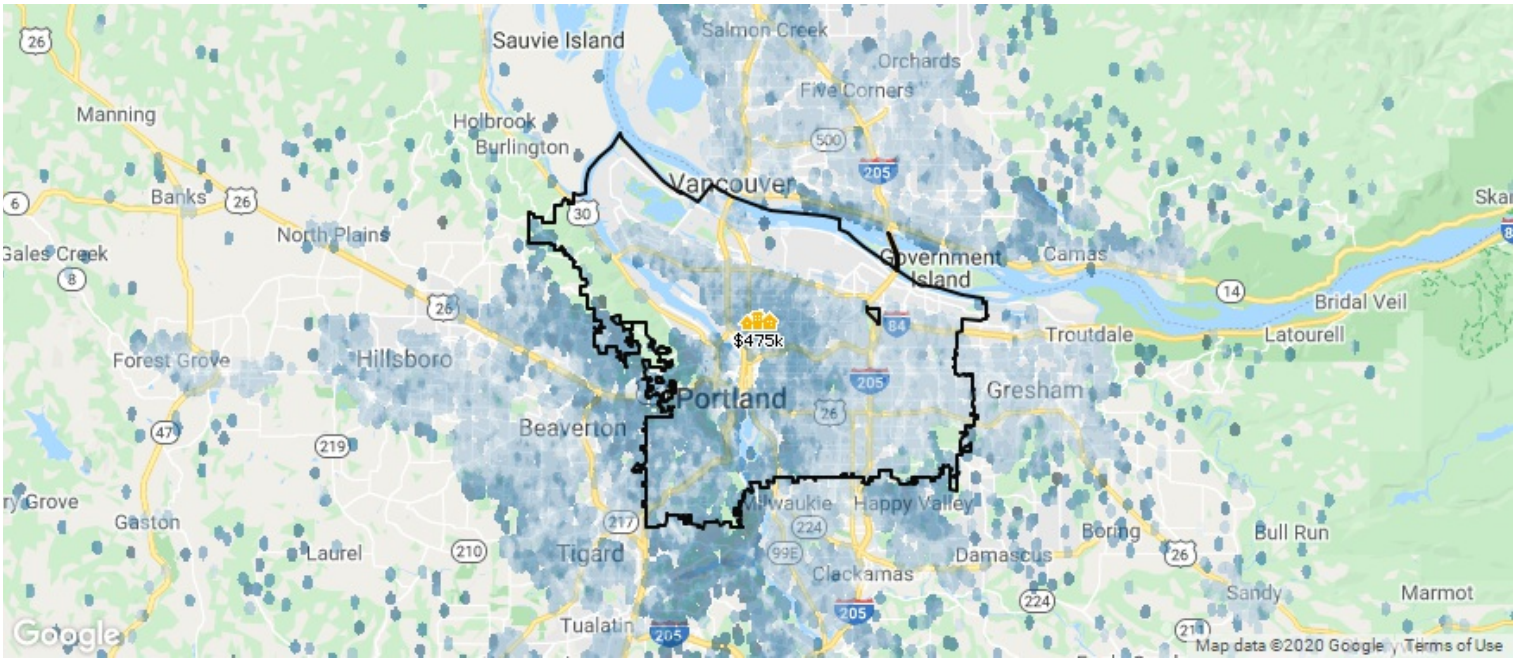

This map layer shows the average listing price for properties in the previous six months, in areas where RPR has MLS data. Source(s): MLS data; updated Quarterly.

Median List Price	Change Over Last Month	Change Over Last Quarter	Change Over Last 12 Months	Change Over Last 24 Months
$475K	↑ **1.15%**	↑ **3.28%**	↑ **0.21%**	↑ **1.09%**
Updated: 3/31/2020				

*About this data: The Metrics displayed here reflect median list price for **All Residential Properties** using **MLS listing** data.*

Copyright 2020 Realtors Property Resource® LLC. All Rights Reserved.
Information is not guaranteed. Equal Housing Opportunity.

Market Activity Summary Stats

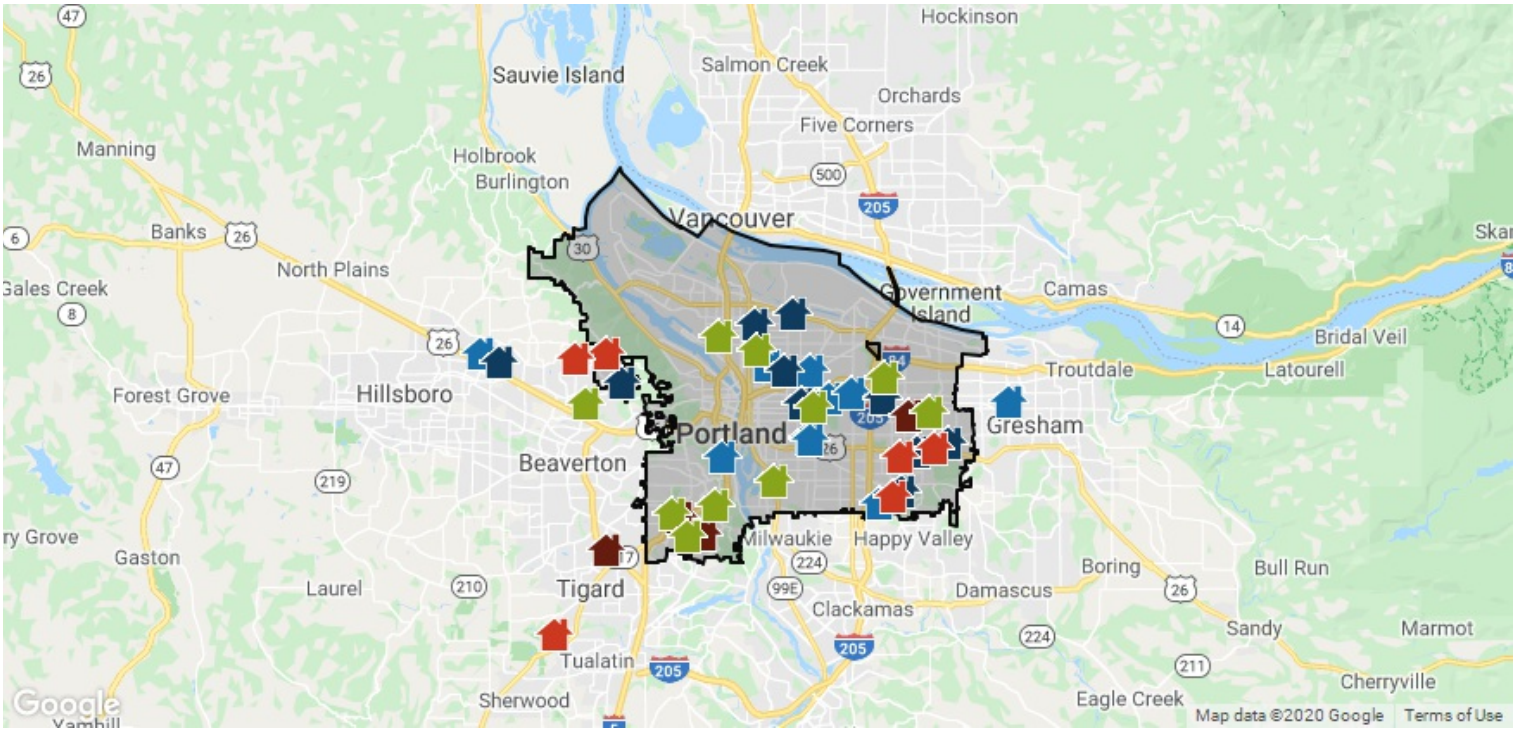

Search Criteria

Location: Portland, Oregon; **Date:** Changes in the Last 3 Months; **Change Types:** New Listings, Pending, New Distressed, Recently Sold; **Property Types:** Single Family Residence, Condo/Townhouse/Apt, Coop; **Beds:** 3 – No Max; **Baths:** 2 – No Max; **Maximum Properties per Status:** 10; **Sort Order:** Recently updated

	New Listings	Pending Listings	Distressed Activity	Recently Sold
Number of Properties	10	10	10	10
Low Price / Value	$359,900	$349,900	$172,900	$331,750
Median Price / Value	$629,950	$569,500	$435,680	$539,950
High Price / Value	$950,000	$1,125,000	$875,500	$1,050,000
Average Price / Sq. Ft.	$304	$240	$163	$243
Median Price / Sq. Ft.	$317	$219	$177	$251
Average Days in RPR	5	31	21	34
Median Days in RPR	1	30	8	36
Total Volume	$6,262,500	$6,082,700	$4,499,420	$5,951,652

Copyright 2020 Realtors Property Resource® LLC. All Rights Reserved.
Information is not guaranteed. Equal Housing Opportunity.

Portland, Oregon

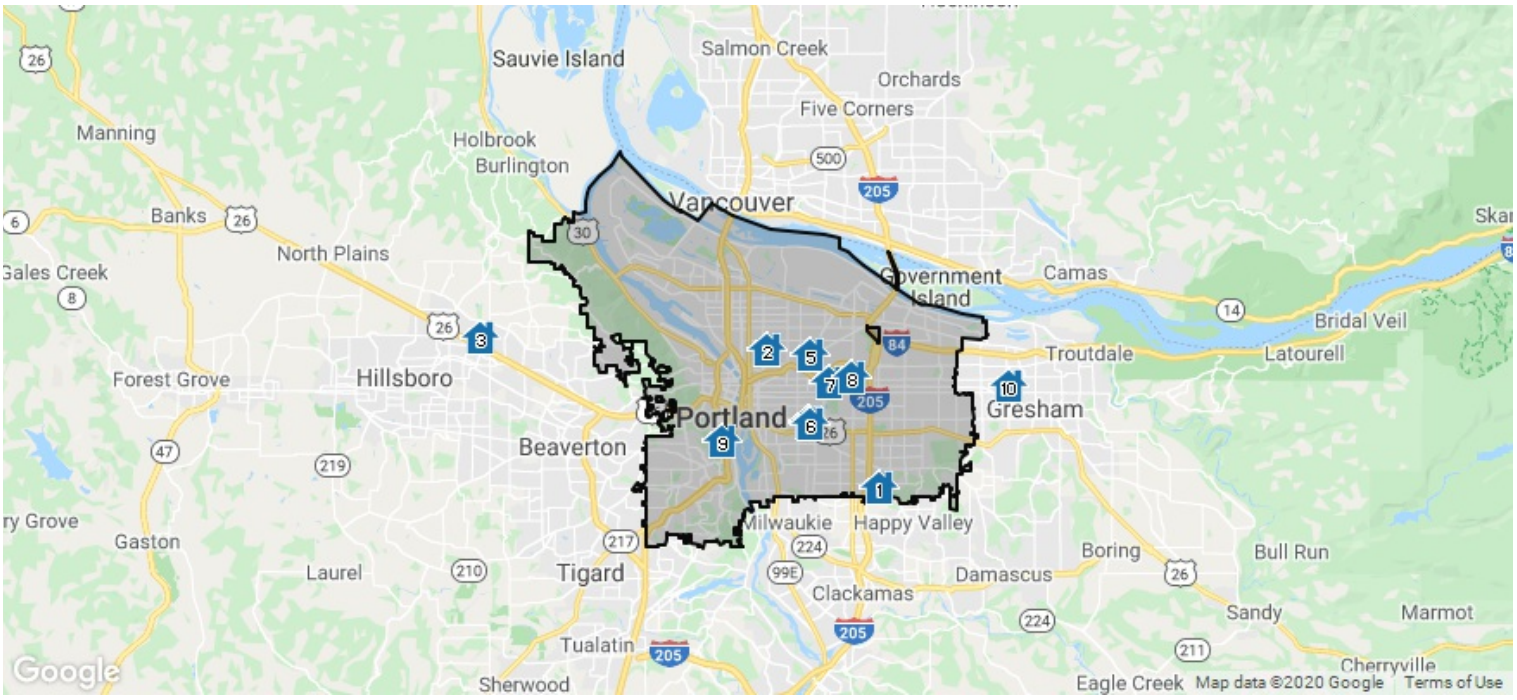

New Listings: 10

	Prop Type	Bed /Ba	Living Area (sq ft)	Lot Size (sq ft)	Year Built	Listing Date	Listing Price	Price per sq. ft.

1 FOR SALE • *New, Active: 4/15/2020* *MLS ID: 20526850*

7923 SE 103rd Ave	Single Family	3/2	1,598 sq ft	5,227	1975	4/15/2020	$359,900	$225

Contemporary and bright home nestled at the base of Mt. Scott. This stunning two-story home has updated features including new paint, modern fixtures, luxury vinyl tile, new windows, and more. Plenty of space for living with a living room, open kitchen/dining room, and huge family room. Natural light radiates throughout the home. Behind is a well maintained deck with a patio underneath and a fenced backyard with a fire pit. Five min away from botanical gardens and I-205. [Home Energy Score = 7. HES Report at https://rpt.greenbuildingregistry.com/hes/OR10183444]

Listing Courtesy of Windermere Realty Trust

2 FOR SALE • *New, Active: 4/14/2020* *MLS ID: 20251562*

2826 NE 18th Ave	Single Family	3/4	2,924 sq ft	4,791	1922	4/14/2020	$899,900	$308

A+ LOCATION: 1922 Dutch Colonial situated in the heart of Irvington. Entry w/open-staircase, grand sized formal living room w/French door to covered porch, nicely remodeled gourmet kitchen opens to large formal dining room w/access to backyard deck. 3 beds up including huge master-suite w/walk in closet and timeless remodeled bath. Finished basement with family room,bath and space that could be 4th bedroom.Tranquil backyard oasis with deck, patio and water feature/pond. Convenient to amenities.

Listing Courtesy of Windermere Realty Trust

3 FOR SALE • *New, Active: 4/8/2020* *MLS ID: 20251417*

4125 NW 192nd Ave	Single Family	3/2	1,906 sq ft	8,712	1969	4/8/2020	$564,900	$296

Seller is a licensed Broker in the State of Oregon. Imagine coming home after a long day and either relaxing in your backyard sauna or playing a round of golf without even having to get back in the car. Perhaps you would rather play spectator and watch the golfers putt on the 13th green - the views are equally spectacular with a drink in your hand either looking out the huge Great Room picture windows or while grilling steaks out on the patio!

Listing Courtesy of Premiere Property Group, Llc

Copyright 2020 Realtors Property Resource® LLC. All Rights Reserved.
Information is not guaranteed. Equal Housing Opportunity.

New Listings: 10 (cont.)

	Prop Type	Bed /Ba	Living Area (sq ft)	Lot Size (sq ft)	Year Built	Listing Date	Listing Price	Price per sq. ft.

4 FOR SALE • *New, Active: 4/15/2020* *MLS ID: 20617643*

2806 SE 47th Ave	Single Family	4/3	2,722 sq ft	10,018	1911	4/15/2020	$950,000	$349

Oasis in the city! Classic craftsman home sitting on double (dividable, buyer due diligence) expertly landscaped lot. Retreat style setting with outdoor gathering places, walking gardens, dining area, sauna house and party shed. Detached double garage with ADU rented at $1,000/month. Inside, discover gorgeous craftsman detailing in the original woodwork, wood floors, built-ins, and grand fireplace mantle. Updated kitchen and baths! 3 beds up with bath and laundry. Basement is 2nd ADU or fam rm.

Listing Courtesy of Living Room Realty

5 FOR SALE • *New, Active: 4/9/2020* *MLS ID: 20193843*

2426 NE 49th Ave	Single Family	4/2	3,063 sq ft	4,791	1907	4/9/2020	$725,000	$237

Absolutely delightfully remodeled, quintessential Rose City Craftsman Bungalow! Gorgeous original details + contemporary updates. Unparalleled entertaining inside & out! 2 beds/1 bath on main. Up: Mst & 4th bedrm + full bath. Multi-purpose finished lower level w/exterior entrance - ADU, Air BnB potential. Abundant storage for ultimate organization! Designer "rain garden" yard. Fabulous walkable, Heart-Of-The Neighborhood location. Food carts, Farmer's Market & "Basic Store" mere blocks away. [Home Energy Score = 4. HES Report at https://rpt.greenbuildingregistry.com/hes/OR10067631]

Listing Courtesy of Redfin

6 FOR SALE • *Active: 3/14/2020* *MLS ID: 20026797*

2853 SE 49th Ave	Single Family	5/3	2,217 sq ft	4,791	1940	3/14/2020	$725,000	$327

Down to the studs remodel of this English Tudor at end of street, close to restaurants & shops on Division. This home features 5 bedrooms, 3 full baths & bonus room. Cooks kitchen with gas range, stainless steel appliances, quartz counters & hardwood floors, dining room with box beam ceiling & blt-ins. Master suite includes fireplace & blt-ins, master bath with walk in tiled shower & dual sinks. Enjoy territorial views of Mt. Tabor while sipping your favorite beverage on spacious deck. [Home Energy Score = 4. HES Report at https://rpt.greenbuildingregistry.com/hes/OR10182534]

Listing Courtesy of Windermere Realty Trust

7 FOR SALE • *New, Active: 4/15/2020* *MLS ID: 20320657*

315 NE 65th Ave	Single Family	3/2	1,200 sq ft	7,840	1973	4/15/2020	$435,000	$362

SINGLE LEVEL HOME ON A LARGE MATURE LOT,3 BED ROOMS,2 NEW FULL BATHS,NEW GAS FURNACE 90%,NEWER ROOF,ALL LOW E VINYL WINDOWS AND PATIO DOOR,NEW KITCHEN,NEW RANGE,NEW SLAB GRANITE,NEW FLOOR,INTERIOR PAINT,JUST LIKE NEW HOME,HUGE BACK YARD

Listing Courtesy of More Realty

8 FOR SALE • *New, Active: 4/13/2020* *MLS ID: 20084261*

619 NE 81st Ave	Single Family	3/2	1,008 sq ft	4,791	1994	4/13/2020	$407,900	$405

Location! Location!Location. Beautiful ready to move in home has 3 bedrooms, 2 baths, fenced in yard with attached 2 car garage and covered patio. New siding and Painted inside and out. Come take a look before it goes. [Home Energy Score = 8. HES Report at https://rpt.greenbuildingregistry.com/hes/OR10183442]

Listing Courtesy of Premiere Property Group, Llc

9 FOR SALE • *New, Active: 4/15/2020* *MLS ID: 20000824*

504 SW Bancroft St	Single Family	3/2	2,112 sq ft	6,098	1911	4/15/2020	$695,000	$329

Absolutely stunning renovation in this classic bungalow!Located in the Homestead neighborhood above SW Terwilliger & below OHSU~ offers an array of hiking,walking & running trails & incredible vistas! Open well thought out spaces welcome you in to unexpected surprises.High ceilings, classic features yet modern, updated & inviting.An incredible cooks kitchen leads you to territorial views to the South.Abundant light throughout combined w the best location & flat bkyrd makes this irresistible!! [Home Energy Score = 6. HES Report at https://rpt.greenbuildingregistry.com/hes/OR10183280]

Listing Courtesy of Coldwell Banker Bain

Copyright 2020 Realtors Property Resource® LLC. All Rights Reserved.
Information is not guaranteed. Equal Housing Opportunity.

New Listings: 10 (cont.)

	Prop Type	Bed /Ba	Living Area (sq ft)	Lot Size (sq ft)	Year Built	Listing Date	Listing Price	Price per sq. ft.

10 FOR SALE • *New, Active: 4/15/2020* *MLS ID: 20121923*

20215 SE Brewer Ter	Single Family	4/3	2,492 sq ft	4,791	2020	4/15/2020	$499,900	$201

Quality New Construction 4 Bedrooms,Office & Loft,2.5 baths.Large kitchen w/island,SS appliances,Quartz countertops,Custom cabinets,pantry.Amazing Master Suite w/large Wl-closet,Venetian Master Bath w/double sink,walk-in shower,soaking tub.Engineered Hardwood,High-end finishes,Stylish staircase,Italian Porcelain tile floors,lots of natural light.High efficiency furnace,AC included,Navian Instant hot water.Nice covered patio.Fenced lot fully landscaped.Easy freeway access.Huge RV parking.NO HOA.

Listing Courtesy of More Realty

Copyright 2020 Realtors Property Resource® LLC. All Rights Reserved.
Information is not guaranteed. Equal Housing Opportunity.

RMLS | Market Activity Report

Portland, Oregon

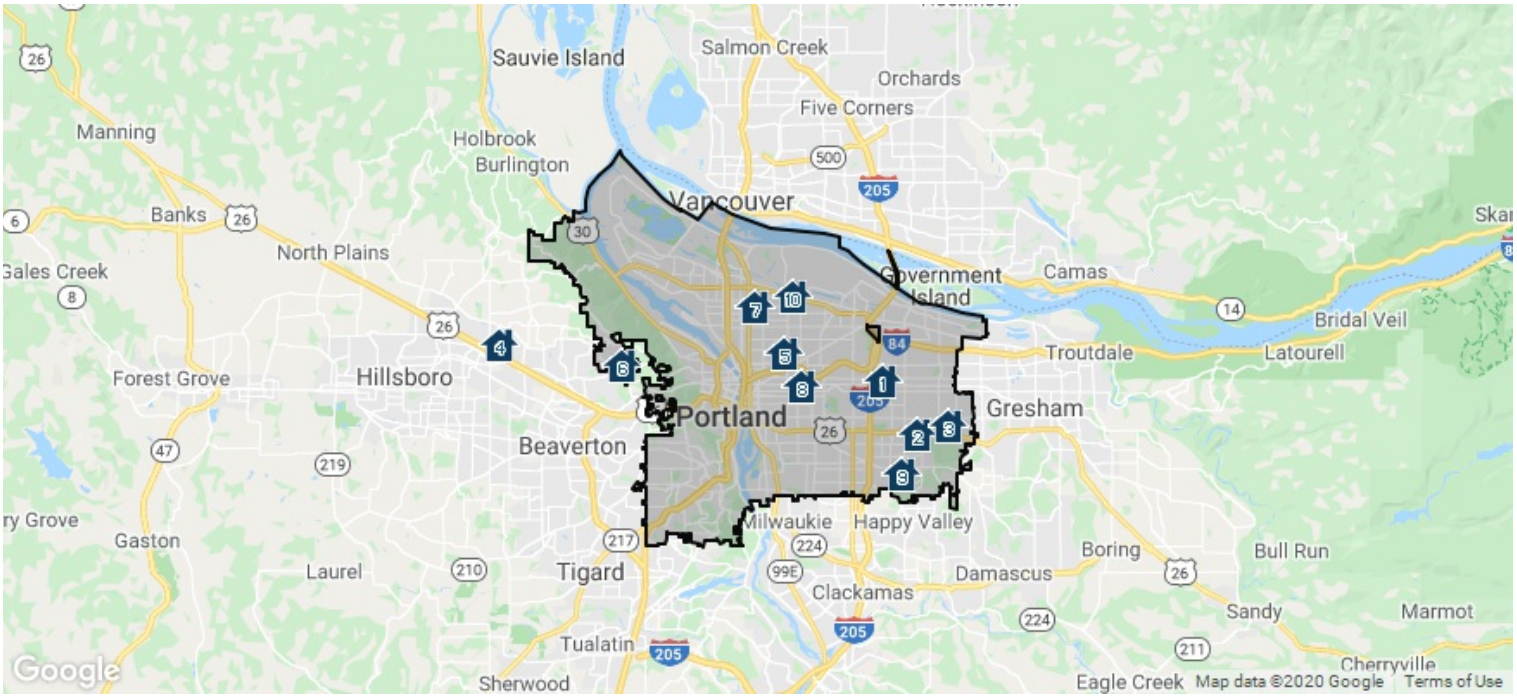

Pending Listings: 10

	Prop Type	Bed /Ba	Living Area (sq ft)	Lot Size (sq ft)	Listing Date	Listing Price	Pending Date	Price per sq. ft.

1 PENDING · *Pending as of 4/14/2020* *MLS ID: 20647023*

324 NE 105th Ave	Single Family	3/3	2,677 sq ft	10,454	4/10/2020	$594,000	4/14/2020	$222

This home blends the aesthetic of the past with modern amenities from today including the vintage materials of the mahogany walls in the dining room paired with sleek quartz countertops in the kitchen. There is an updated master bath as well as two pristine vintage bathrooms. The house is made for entertaining inside and out complete with a tiki bar in the large basement as well as a Palm Springs style oasis with in ground pool and greenhouse. [Home Energy Score = 5. HES Report at https://rpt.greenbuildingregistry.com/hes/OR10024690]

Listing Courtesy of Hasson Company

2 PENDING · *Pending as of 4/8/2020* *MLS ID: 20507226*

3802 SE 132nd Ave	Single Family	3/2	1,617 sq ft	6,098	3/23/2020	$349,900	4/8/2020	$216

7 more years tax abatement!! Newer one level, fabulous 3 bedrooms and 2 full baths home. Huge carport, perfect for boat and extra vehicle. Open floor plan with Spacious great room. Hardwood floors,Gas fireplace. Large kitchen w/ pantry, SS appliances & eating bar.Vaulted master bedroom with walk-in closet and bath.Nice covered patio, great for entertaining. Quiet, established neighborhood. Large fence back yard.

Listing Courtesy of Premiere Property Group, Llc

3 PENDING · *Pending as of 4/14/2020* *MLS ID: 20418864*

3206 SE 156th Ave	Single Family	3/3	1,298 sq ft	6,534	4/9/2020	$349,900	4/14/2020	$270

Sprawling Centennial ranch with lots of updates! Extremely well cared for home inside & out on a quiet street. Living room doors open to the bonus room leading you onto the private backyard. Open floor plan with vaulted ceiling, skylights & a wood-stove. Spacious master suite with large walk-in closet & travertine tiled bath. Two-car drive-through garage. Fresh paint on inside & a newly updated water heater. Beautifully landscaped yard with paved covered patio. Perfect one-level living!

Listing Courtesy of Windermere Realty Trust

RPR

Copyright 2020 Realtors Property Resource® LLC. All Rights Reserved.
Information is not guaranteed. Equal Housing Opportunity.

Pending Listings: 10 (cont.)

	Prop Type	Bed /Ba	Living Area (sq ft)	Lot Size (sq ft)	Listing Date	Listing Price	Pending Date	Price per sq. ft.

4 PENDING · *Pending as of 3/28/2020* *MLS ID: 20501300*

3485 NW 178th Ave	Single Family	3/2	1,396 sq ft	7,405	3/13/2020	$460,000	3/28/2020	$330

Custom remodel with top of the line everything! Come home to a true Chefs kitchen featuring hickory cabinets, Brazilian granite, Wolfe 6 burner stove w/twin oven, prep station & Travertine tile. Cozy family room w/gas fireplace opens to private backyard to relax or entertain on your deck & enjoy the custom water feature. 2 sheds, playhouse, & smokehouse! Great location w/top schools, close to shopping, & high tech. All appl included, TV in LR & safe in garage excluded.

Listing Courtesy of Premiere Property Group, Llc

5 PENDING · *Pending as of 4/15/2020* *MLS ID: 20180467*

2526 NE 31st Ave	Single Family	5/4	2,920 sq ft	6,534	3/30/2020	$1,125,000	4/15/2020	$385

A complete restoration in 2016, this home shines and lives much larger than it presents! Gourmet kitchen with satin granite, huge island and stainless appliances. Gleaming hardwoods, Rejuvenation fixtures, bathrooms with marble/ceramic tile, and Marvin wood windows throughout. Master suite with 2 addl bedrooms and addl full bath upstairs. Finished basement with family room, 2 bedrooms, huge laundry room and storage. With new paint and carpet, every surface has been touched and emanates quality! [Home Energy Score = 4. HES Report at https://rpt.greenbuildingregistry.com/hes/OR10183320]

Listing Courtesy of Neighbors Realty

6 PENDING · *Pending as of 4/14/2020* *MLS ID: 20419728*

1314 NW Abernethy Rd	Single Family	4/4	3,532 sq ft	9,583	2/20/2020	$1,090,000	4/14/2020	$309

Stunning interior remodel by John Hartwell in 2017! Main floor has dark stained hardwoods,custom millwork, great room floorplan with gas fireplace, and back stairway! Gourmet kitchen with quartz counters, island, coffee bar, pantry, Built in Thermador refrigeraor and gas range, and subway tile, Step outside the large dining nook to a private patio and your own private putting green and sport court! [Home Energy Score = 1. HES Report at https://rpt.greenbuildingregistry.com/hes/OR10039329]

Listing Courtesy of Eleete Real Estate

7 PENDING · *Pending as of 4/14/2020* *MLS ID: 20272435*

852 NE Ainsworth St	Single Family	4/3	3,034 sq ft	4,791	3/19/2020	$599,900	4/14/2020	$198

Grand covered prch overlooking tree-lined Ainsworth St. Beautiful nat light thru out. Hosts dream w lg kitchen, prof. range, formal dining, lots of indoor&outdoor space. 4 BR + office (5th non conforming?) See flr pln! Spacious bsmnt w cozy pellet stove, laundry, lvng area,shop&hobby rm. Updates:frnt stairs, paint throughout, upstrs carpet, bthrms,front ext stairs. Prvt bkyd w S. exposure, back deck w motorized awning. Nearby grocery, coffee, food,Alberta Arts&more. 1car dtchd gar. Virtual Tour! [Home Energy Score = 4. HES Report at https://rpt.greenbuildingregistry.com/hes/OR10182535]

Listing Courtesy of Living Room Realty

8 PENDING · *Pending as of 4/14/2020* *MLS ID: 20173166*

4104 SE Ash St	Single Family	5/2	4,040 sq ft	6,098	2/4/2020	$600,000	4/14/2020	$149

Quintessential Craftsman perched above a tree-lined street in storied Laurelhurst Neighborhood! Formal entry flows into grand living room w/ refinished hardwoods & wood burning fireplace. Formal dining room w/ built-ins. Opportunity awaits in unfinished basement. Unbeatable location just minutes from Whole Foods & Screen Door, and just one block from Laurelhurst Park! [Home Energy Score = 2. HES Report at https://rpt.greenbuildingregistry.com/hes/OR10103826]

Listing Courtesy of Eleete Real Estate

8 PENDING · *Pending as of 3/21/2020* *MLS ID: 20112321*

11926 SE Brookside Dr	Single Family	5/4	3,955 sq ft	21,344	3/12/2020	$545,000	3/21/2020	$138

Grand custom home! Walk to Botanical Garden! New flooring & paint w/white millwork. Large windows, high ceilings, offering natural light. Gourmet kitchen, granite island, gas appliances. Massive main floor bonus rm! Mstr w/ensuite, jet tub, walk-in closet! Generous lower level ADU, full bath, lg closet, separate entrance. Ideal for Airbnb or home business. Ctrl vacuum. Private yard. Covered stone patio. Welcome home! [Home Energy Score = 5. HES Report at https://rpt.greenbuildingregistry.com/hes/OR10004549]

Listing Courtesy of More Realty

Copyright 2020 Realtors Property Resource® LLC. All Rights Reserved.
Information is not guaranteed. Equal Housing Opportunity.

Pending Listings: 10 (cont.)

	Prop Type	Bed /Ba	Living Area (sq ft)	Lot Size (sq ft)	Listing Date	Listing Price	Pending Date	Price per sq. ft.
10 PENDING · *Pending as of 3/19/2020* *MLS ID: 20471517*								
3565 NE Lombard Ct	Single Family	3/2	1,968 sq ft	5,662	3/9/2020	$369,000	3/19/2020	$188

Price Improvement! Home offers much potential! Great opportunity & Location. Lower level has separate entrance, potential ADU, 3rd nonconforming bedroom, 2nd kitchen. New interior paint !Kitchen Appliances included Newer roof. Kennedy School, Fernhill Park, New Seasons all nearby. HES score 7 $5000 carpet credit allowance to buyer. [Home Energy Score = 7. HES Report at https://rpt.greenbuildingregistry.com/hes/OR10015044]

Listing Courtesy of Century 21 North Homes Realty

Copyright 2020 Realtors Property Resource® LLC. All Rights Reserved.
Information is not guaranteed. Equal Housing Opportunity.

RMLS | Market Activity Report

Portland, Oregon

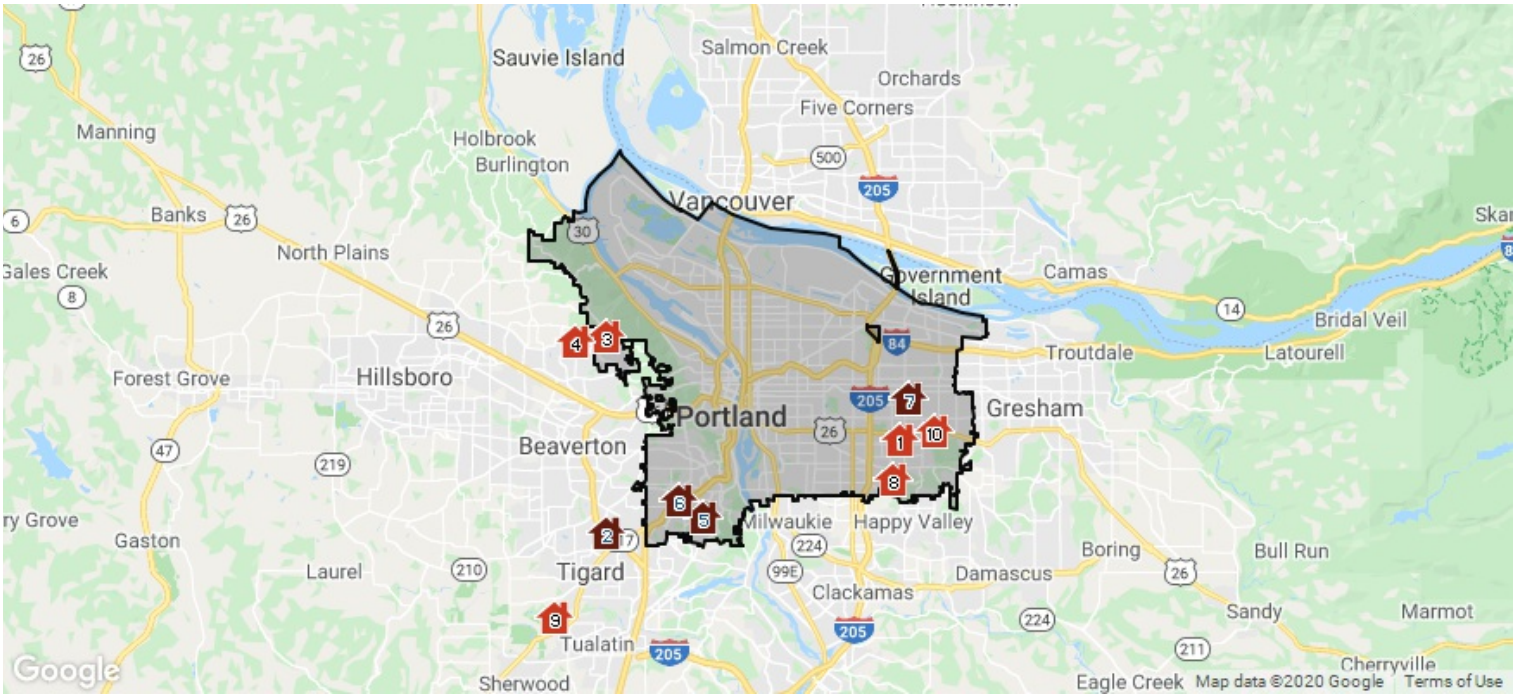

Distressed Activity: 10

	Prop Type	Bed /Ba	Living Area (sq ft)	Lot Size (sq ft)	Listing Price	Listing Date	Distressed Date	Status

1 FOR SALE • *Preforeclosure, Notice of Default, New, Active: 4/9/2020* *MLS ID: 20629687*

11830 SE Boise St	Single Family	7/2	3,956 sq ft	15,246	$172,900	4/9/2020	4/9/2020	Preforeclosure

This property available under Freddie Mac First Look Initiative through 04/29/2020. .35 acre lot with plenty or room to repair or rebuild. Current driveway is easement. Great location, close to shopping and bus lines.

Listing Courtesy of Mal & Seitz

2 PENDING • *Foreclosure, Order of Dismissal/ Cancellation/ Release of Lis Pendens, Pending as of 4/8/2020* *MLS ID: 20510758*

11025 SW 95th Ave	Single Family	3/2	1,408 sq ft	16,988	$330,000	3/24/2020	3/24/2020	Foreclosure

Fantastic ranch style home on a huge nearly 17k sq foot level lot ! Other great features include: wood fireplace in living room, slider in dining to backyard, master w/bathroom, some hardwood flooring, large util room, shed for storage, and much more!Buyer to perform due diligence & verify ALL info (schls,lines,sq ft,utilities, etc). Seller makes no representations.

Listing Courtesy of H & H Preferred Real Estate

3 FOR SALE • *Foreclosure, Notice of Default, New, Active: 4/7/2020* *MLS ID: 20518936*

3927 NW Devoto Ln	Single Family	5/5	5,664 sq ft	13,939	$875,500	4/7/2020	4/7/2020	Foreclosure

Unbelievable potential with the 5600+ sq st home with a 180 degree million dollar view in Forest Heights. 5 bedroom/5 bath. Chefs kitchen with custom cabinets and professional SS appliances. Multiple decks with a spectacular view of the valley. Sunken living room with hardwood floors and gas fireplace. Main floor den with french doors and built-in bookcases. Basement has home theater with built-ins.Property is lender-owned, is being sold as-is, and seller makes no representations or warranties.

Listing Courtesy of Coldwell Banker Bain

RPR®

Copyright 2020 Realtors Property Resource® LLC. All Rights Reserved.
Information is not guaranteed. Equal Housing Opportunity.

Distressed Activity: 10 (cont.)

	Prop Type	Bed /Ba	Living Area (sq ft)	Lot Size (sq ft)	Listing Price	Listing Date	Distressed Date	Status

4 FOR SALE · *Foreclosure, Notice of Default, New, Active: 4/8/2020* *MLS ID: 20242213*

11947 NW Tyler Ct	Single Family	4/3	3,345 sq ft	4,791	$599,000	4/8/2020	4/8/2020	Foreclosure

Outstanding opportunity with this Spacious move in ready home. 5 bed, 3 bath, Loft area / bonus rm , utility room upstairs by bedrooms w/washer/dryer. Large 3 car garage with lots of room for storage. Central Vac. A must see!

Listing Courtesy of Premiere Property Group, Llc

5 PENDING · *Preforeclosure, Notice of Default, Short Sale Pending as of 3/5/2020* *MLS ID: 20507745*

10651 SW Lancaster Rd	Single Family	3/2	1,861 sq ft	21,780	$375,000	3/1/2020	3/1/2020	Preforeclosure

1 level FIXER on huge lot. Originally built in 1954, Remodeled approx 20 years ago. Master suite addition with gas fireplace approx 15 years ago. Extensive deferred maintenance. CASH only. Hardwood floors, 2 fireplaces, master with walk-in closet and nice bath with shower and separate soaking tub. Cash only. Open 3/2, 2-4 and 3/3, 11-1

Listing Courtesy of Oregon First

6 PENDING · *Foreclosure, Pending as of 3/4/2020* *MLS ID: 20090922*

3903 SW Baird St	Single Family	7/7	3,183 sq ft	28,749	$559,900	2/10/2020	2/10/2020	Foreclosure

Home is occupied DO NOT go onto Property! Write offer subject to interior inspection. 2 studio apartments above garage. 28,836 sq.ft level lot appx, 7Br's,5.2 Ba's. See attachment for PAS requirements & WFHM offer submittal information in MLS document section.Please submit all offers to the listing broker/agent.

Listing Courtesy of Hasson Company

7 PENDING · *Preforeclosure, Notice of Default, Short Sale Pending as of 2/17/2020* *MLS ID: 20582217*

12515 SE Salmon St	Single Family	3/2	2,280 sq ft	8,276	$199,000	2/17/2020	2/17/2020	Preforeclosure

Heavy fixer on a corner lot.

Listing Courtesy of More Realty

8 OFF MARKET · *Preforeclosure, Notice of Default* *MLS ID: –*

7327 SE 113th Ave	Single Family	5/3	2,506 sq ft	10,125	–	–	2/25/2020	Preforeclosure

–

9 OFF MARKET · *Preforeclosure, Notice of Default* *MLS ID: –*

17466 SW 135th Pl	Single Family	4/3	2,685 sq ft	8,712	–	–	2/6/2020	Preforeclosure

–

10 OFF MARKET · *Preforeclosure, Notice of Default* *MLS ID: –*

3600 SE 144th Ave	Single Family	4/3	2,300 sq ft	11,248	–	–	2/20/2020	Preforeclosure

–

RPR

Copyright 2020 Realtors Property Resource® LLC. All Rights Reserved.
Information is not guaranteed. Equal Housing Opportunity.

RMLS Market Activity Report

Portland, Oregon

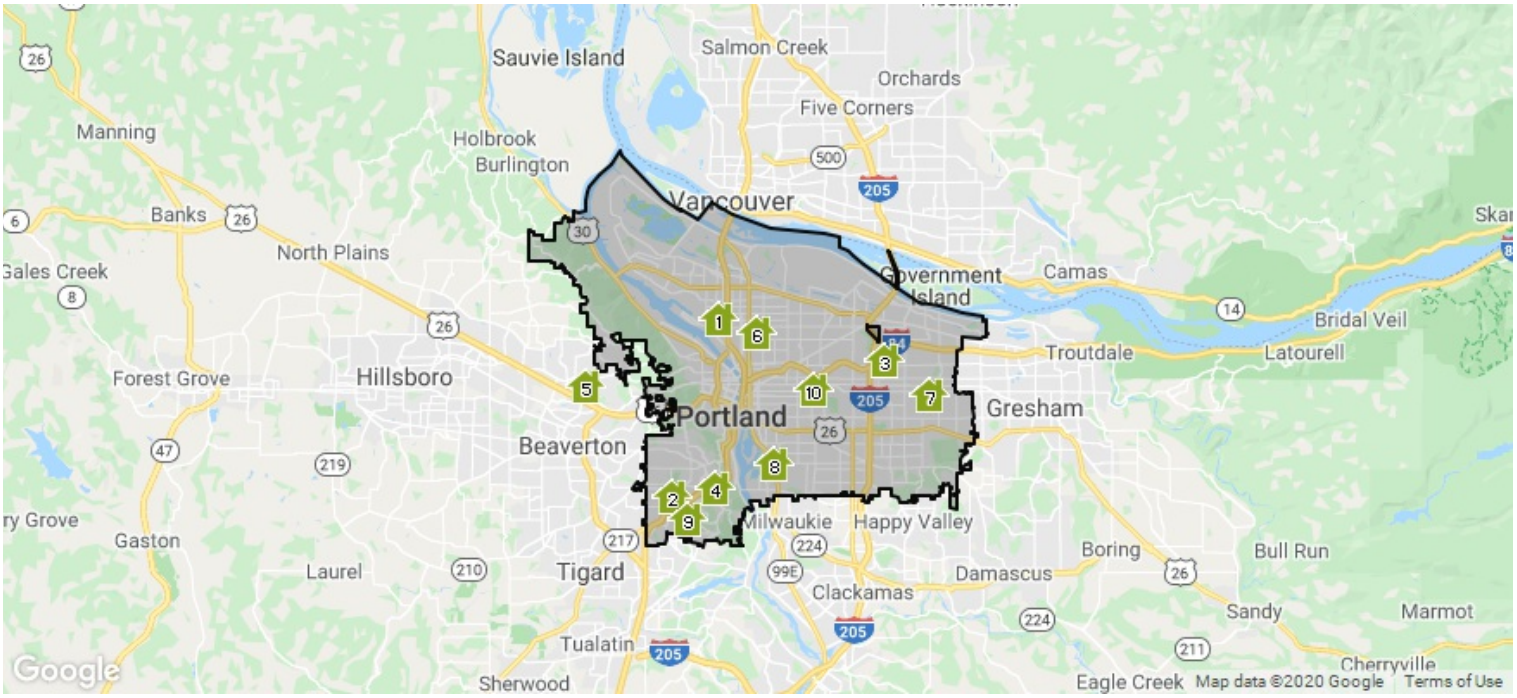

Recently Sold: 10

	Prop Type	Bed /Ba	Living Area (sq ft)	Lot Size (sq ft)	Year Built	Sale Date	Sale Price	Price per sq. ft.

1 RECENTLY SOLD • *Sold Date: 4/13/2020, MLS Listing 20223666: 3/19/2020* *MLS ID: 20223666*

1806 N Alberta St	Single Family	3/3	3,353 sq ft	4,791	2016	4/13/2020	$1,050,000	$313

This architectural gem located in coveted Overlook offers all the bells & whistles for contemporary urban living! This home boasts, luxurious finishes, open flr concept, designer kitchen w/chefs choice appli, & abundance of light & wndws. Extensive new landscaping make the bkyd a private outdoor oasis, perfect for summer BBQs! Exuding style, this home is only a short jaunt to Adidas, Mississippi, Alberta Arts, parks, transit, Dwntwn, eateries, & shopping!

Courtesy of Keller Williams-Pdx Central

2 RECENTLY SOLD • *Sold Date: 4/14/2020, MLS Listing 20277618: 3/9/2020* *MLS ID: 20277618*

4404 SW Marigold St	Single Family	4/4	3,554 sq ft	17,859	1989	4/14/2020	$820,000	$231

Beautiful traditional on a double lot in Multnomah Village. Quality craftsmanship w/travertine, marble, granite, etc. Gorgeous formal living & dining rooms for entertaining. Kitchen/family room w/sunroom for your active lifestyle. Remodeled kitchen w/Wolf range. Spacious office on main. Remodeled master bath! Wall-bed in large bedroom/bonus. 4-car garage, shop & RV/boat parking. Fun yard w/playhouse, BBQ & waterfall. 2-blocks to trails. [Home Energy Score = 1. HES Report at https://rpt.greenbuildingregistry.com/hes/OR10182753]

Courtesy of Windermere Realty Trust

3 RECENTLY SOLD • *Sold Date: 4/14/2020, MLS Listing 20400938: 3/12/2020* *MLS ID: 20400938*

1811 NE 106th Ave	Single Family	3/2	2,328 sq ft	13,939	1947	4/14/2020	$430,000	$185

Absolutely adorable 3BR/2BA within a stone's throw of Jet Black coffee & Food Fight! Tastefully updated to be fully move in ready. HUGE fenced backyard with raised beds and a two car garage. Partially finished basement with third bedroom & bathroom, office space, & fabulous space for a home gym. Radon mitigation system, dishwasher, nest thermostat, smart dishwasher &hot water heater as well as perimeter cameras for all your 21st century home needs. This house is a 12/10! OFFERS DUE 3/16/20 @10am [Home Energy Score = 6. HES Report at https://rpt.greenbuildingregistry.com/hes/OR10183028]

Courtesy of Think Real Estate

Copyright 2020 Realtors Property Resource® LLC. All Rights Reserved.
Information is not guaranteed. Equal Housing Opportunity.

Recently Sold: 10 (cont.)

	Prop Type	Bed /Ba	Living Area (sq ft)	Lot Size (sq ft)	Year Built	Sale Date	Sale Price	Price per sq. ft.

4 RECENTLY SOLD • *Sold Date: 4/14/2020, MLS Listing 20514766: 3/26/2020* *MLS ID: 20514766*

8234 SW 10th Ave	Single Family	4/3	2,046 sq ft	4,356	2003	4/14/2020	$539,900	$264

Beautiful centrally located SW Portland home with updates galore! This home boasts gleaming hardwood floors on main w/ spacious open floor plan, cozy gas fireplace and den off entry. Chef's kitchen has gas Wolf range and new Viking dishwasher. Remodeled vaulted master suite with heated floors, dual sinks, and walk-in dual head shower. New Trex deck with gas hookup overlooks the wood-burning pizza oven, perfect for entertaining. 10 min to DT & OHSU, easy access to I-5. This home is a rare find!

Courtesy of Redfin

5 RECENTLY SOLD • *Sold Date: 4/10/2020, MLS Listing 20023204: 3/3/2020* *MLS ID: 20023204*

240 NW 112th Ave	Single Family	3/2	2,240 sq ft	20,473	1948	4/10/2020	$550,002	$246

Coveted Cedar Mill location. .47 Acres, Private country feel right in the heart of convenience. Log home with great rustic charm. Light & bright updated kitchen overlooks and flows out onto the spacious backyard, patio and gardens. Hardwood floors on main level. Two bedrooms and 1 bathroom on main. Lower level is finished with 2 more bedrooms and 1 bath. Bring your fresh ideas home here. OFFER DEADLINE 3/9 5pm. OFFER REVIEW 3/10 5:00pm

Courtesy of Keller Williams Realty Professionals

6 RECENTLY SOLD • *Sold Date: 4/10/2020, MLS Listing 20660886: 3/18/2020* *MLS ID: 20660886*

3967 NE 11th Ave	Single Family	4/3	2,545 sq ft	4,791	1910	4/10/2020	$760,000	$299

This beautiful Sabin Bungalow is a MUST SEE!! This home was completely remodeled with all permits in 2016. Updates include new electrical, roof, sewer, most windows, furnace, AC, and water heater. It also includes an updated kitchen with stainless steel appliances, remodeled bathrooms, newer interior and exterior paint as well as flat finished walls. The backyard is a perfect oasis for summer entertaining. The converted garage is the perfect at home office. What an inviting space to call home!!

Courtesy of Windermere Realty Trust

7 RECENTLY SOLD • *Sold Date: 4/14/2020, MLS Listing 20331064: 3/9/2020* *MLS ID: 20331064*

733 SE 142nd Ave	Single Family	3/2	1,323 sq ft	6,969	1979	4/14/2020	$331,750	$251

Come see this Wonderful 1 level Ranch home with updated windows, landscaping out front, maple cabinets in kitchen, AC unit too. Open, spacious floor plan with large windows to provide lots of light. Wood burning fireplace in the family room. All Appliances included along with the washer/dryer.

Courtesy of Re/Max Equity Group

8 RECENTLY SOLD • *Sold Date: 4/13/2020, MLS Listing 20135177: 2/26/2020* *MLS ID: 20135177*

6220 SE 23rd Ave	Single Family	3/2	3,604 sq ft	10,454	1955	4/13/2020	$450,000	$125

[Home Energy Score = 4. HES Report at https://rpt.greenbuildingregistry.com/hes/OR10105099]

Courtesy of Re/Max Equity Group

9 RECENTLY SOLD • *Sold Date: 4/10/2020, MLS Listing 20543856: 3/4/2020* *MLS ID: 20543856*

10650 SW 33rd Ave	Single Family	4/3	2,142 sq ft	10,018	1985	4/10/2020	$540,000	$252

Large lovely trees, frame a perfect backyard, raised beds, gracious deck, quiet retreat. Functional and fabulous w/2 upper-level full suites & private baths. Main floor has bed + bath combo, plus addition that makes for multiple uses. Built as multi-generational living. Scandinavian kitchen w/amazing backyard access for Patio Daddio grilling and home court entertaining. Access is great to be downtown, wine country, Multnomah V. just a quick hop. Great schools, great parks, great life! [Home Energy Score = 4. HES Report at https://rpt.greenbuildingregistry.com/hes/OR10049917]

Courtesy of Keller Williams-Pdx Central

Copyright 2020 Realtors Property Resource® LLC. All Rights Reserved.
Information is not guaranteed. Equal Housing Opportunity.

Recently Sold: 10 (cont.)

	Prop Type	Bed /Ba	Living Area (sq ft)	Lot Size (sq ft)	Year Built	Sale Date	Sale Price	Price per sq. ft.

10 RECENTLY SOLD · *Sold Date: 4/14/2020, MLS Listing 20294857: 3/1/2020* *MLS ID: 20294857*

402 SE 52nd Ave	Single Family	4/2	1,822 sq ft	4,791	1890	4/14/2020	$480,000	$263

French Second Empire Style with a Mansard roof. Walk to Portland Nursery. 4 bedroom 1 1/2 bath, plus office (currently being used for a 5th bedroom), hardwood floors large living and dining room. Built in the 1800's. So much character!!

Courtesy of Vega Realty, Llc

Copyright 2020 Realtors Property Resource® LLC. All Rights Reserved.
Information is not guaranteed. Equal Housing Opportunity.

About RPR (Realtors Property Resource)

- Realtors Property Resource® is a wholly owned subsidiary of the National Association REALTORS®.
- RPR offers comprehensive data – including a nationwide database of 164 million properties – as well as powerful analytics and dynamic reports exclusively for members of the NAR.
- RPR's focus is giving residential and commercial real estate practitioners, brokers, and MLS and Association staff the tools they need to serve their clients.
- This report has been provided to you by a member of the NAR.

RPR® REALTORS PROPERTY RESOURCE

About RPR's Data

RPR generates and compiles real estate and other data from a vast array of sources. The data contained in your report includes some or all of the following:

- **Listing data** from our partner MLSs and CIEs, and related calculations, like estimated value for a property or median sales price for a local market.
- **Public records data** including tax, assessment, and deed information. Foreclosure and distressed data from public records and RealtyTrac.
- **Market conditions and forecasts** based on listing and public records data.
- **Census and employment data** from the U.S. Census and the U.S. Bureau of Labor Statistics.
- **Demographics and trends data** from Esri. The data in commercial and economic reports includes Tapestry Segmentation, which classifies U.S. residential neighborhoods into unique market segments based on socioeconomic and demographic characteristics.
- **Business data** including consumer expenditures, commercial market potential, retail marketplace, SIC and NAICS business information, and banking potential data from Esri.
- **School data and reviews** from Niche.
- **Specialty data sets** such as walkability scores, traffic counts and flood zones.

Update Frequency

- Listings and public records data are updated on a continuous basis.
- Charts and statistics calculated from listing and public records data are refreshed monthly.
- Other data sets range from daily to annual updates.

Learn more

For more information about RPR, please visit RPR's public website: http://blog.narrpr.com

NATIONAL ASSOCIATION of REALTORS® Wholly Owned Subsidiary | RPR® TECHNOLOGY ANALYTICS INNOVATION

Copyright 2020 Realtors Property Resource® LLC. All Rights Reserved.
Information is not guaranteed. Equal Housing Opportunity.