Team DOM



LIMA 2019

XVIII Juegos Deportivos Panamericanos

COMITÉ OLÍMPICO DOMINICANO

MEMORIA TÉCNICA

XVIII Juegos Deportivos Panamericanos

Lima 2019

Del 26 de Julio al 11 de Agosto

COMITÉ OLÍMPICO DOMINICANO

ÍNDICE

INTRODUCCIÓN 5

A. COMITÉ EJECUTIVO 2018 – 2022 11

B. JEFATURA DE MISIÓN 12

C. ABANDERADA 13

D. COMISIONES DE TRABAJO 14

PRENSA 14

PERSONAL MEDICO 15

PUESTO DE MANDO EN SANTO DOMINGO 16

E. DEPORTES PARTICIPANTES 17

F. CUADRO GENERAL DE MEDALLAS TORONTO 2015 18

G. DEPORTES CLASIFICADOS 19

ATLETISMO 20

BÁDMINTON 39

BALONCESTO MASCULINO 66

BALONCESTO 3X3 78

BALONMANO FEMENINO 101

BÉISBOL 119

BOLICHE 131

BOXEO 137

CANOTAJE 189

CICLISMO PISTA 195

CICLISMO RUTA 197

CLAVADOS 204

ECUESTRE 213

ESGRIMA 217

ESQUÍ ACUÁTICO 228

FISICULTURISMO 235

GIMNASIA ARTÍSTICA 237

GIMNASIA TRAMPOLÍN 240

GOLF 247
JUDO 260
KARATE 312
LEVANTAMIENTO DE PESAS 346
LUCHA 363
NATACIÓN 406
PENTATLÓN 412
RÁQUETBOL 421
REMO 426
TAE KWON DO 431
TENIS 474
TENIS DE MESA 494
TIRO CON ARCO 529
TIRO DEPORTIVO 533
TRIATLÓN 547
VELA 550
VOLEIBOL 555
VOLEIBOL PLAYA 572
H. ATLETAS MEDALLISTAS 574
I. MEDALLERO LIMA 2019 580
J. MEDALLERO HISTÓRICO 586

INTRODUCCIÓN

Los Juegos Panamericanos son el mayor Evento Deportivo Internacional multidisciplinario en el que participan atletas de América, las competencias se celebran entre deportistas de los países del continente americano, cada cuatro años y un año anterior a los Juegos Olímpicos de Verano.

Desde 2007, la ciudad que es elegida sede de los juegos organiza tanto los Panamericanos como los Parapanamericanos, donde los atletas con discapacidades físicas compiten entre sí, Los Juegos Parapanamericanos se celebran inmediatamente después de sus respectivos Juegos Panamericanos el mismo año.

A partir del año 2021, se organizarán los Juegos Panamericanos Júnior, donde participarán exclusivamente atletas juveniles, la Organización Deportiva Panamericana (ODEPA) es el Órgano Gubernamental de los Juegos Panamericanos, cuya estructura y acciones se definen por la Carta Olímpica.

La presidencia de la Organización Deportiva Panamericana (ODEPA) en estos momentos recae sobre el Ingeniero Civil. Neven Iván Ilic Álvarez, nacido en Antofagasta, Chile, el 4 de abril del 1962, en la actualidad cuenta con 57 años de edad.

El Movimiento de los Panamericanos se compone de las Federaciones Deportivas Internacionales, los Comités Olímpicos Nacionales reconocidos por la ODEPA y los Comités Organizadores de cada uno de los Juegos Panamericanos. Puesto que es el órgano de toma de decisiones, la ODEPA es responsable de la elección de la ciudad sede de cada Juego Panamericano, la ciudad anfitriona es responsable de organizar y financiar la celebración de los Juegos acorde con la Carta Olímpica y las reglas.

El programa de los Juegos Panamericanos, que consta de los deportes que se disputan en los Juegos, está determinado por la ODEPA, La celebración de los Juegos abarca muchos rituales y símbolos, como la bandera y la antorcha, así como ceremonias de apertura y clausura. Más de 5000 atletas compiten en los Juegos Panamericanos en 36 deportes y cerca de 400 eventos, los puestos primero, segundo y tercero en cada evento reciben medallas de Oro, Plata y Bronce, respectivamente. Los Juegos Panamericanos, son considerados como las Juegos de mayor nivel de América.

Este conclave deportivo en la actualidad convoca a 42 países del área de América, los cuales se reúnen cada 4 años, a celebrar el encuentro fraterno y fiesta de la juventud, en el marco deportivo, esto coadyuva en forma significativa al fortalecimiento de los lazos de hermandad entre los pueblos del área Panamericana, En 1932, se hizo una primera propuesta de realización de los Juegos Panamericanos, los primeros Juegos se iban a celebrar en Buenos Aires en 1942, pero por causa de la Segunda Guerra Mundial se tuvieron que posponer hasta 1951. Desde entonces, se han mantenido cada cuatro años, con una participación de más de 5.000 atletas de 42 países.

El 25 de febrero del 2019, la celebración de los Juegos Panamericanos arribo a los 68 años, el marco de realización de estos juegos, es utilizado como escenario de clasificación en algunos de los deportes participantes hacia los Juegos Olímpicos a celebrarse en Tokio Japón, en el 2020 próximo. La República Dominicana participa con una nutrida delegación de 209 atletas y 178 técnicos,

El Comité Olímpico Dominicano, conformo la Jefatura de Misión, la cual es la encargada de manejar y coordinar los procesos Administrativos de la Misión Dominicana en Lima 2019, la realización de los procesos de presentación de presupuestos, pre inscripción e inscripción final de todo el personal, atención y alojamiento de todo el personal atlético y de Técnicos en la Villa Panamericana que hace vida durante el desarrollo de los juegos, está a cargo de la Dirección Técnica del Comité Olímpico, las áreas Técnicas y asignaciones de fondos económicos, estuvieron

a cargo de la Dirección Técnica del Ministerio de Deporte. A los fines de ofertar a nuestra delegación un servicio eficiente en los juegos, el área técnica se apersono 5 días antes de inicio de los juegos a Lima, con el fin de actualizar las inscripciones finales, Áreas de Alojamiento, Áreas de Transporte, Áreas de Alimentación, Áreas Médica, Áreas de Servicios Generales, Áreas de Competencias, por esta razón a la llegada de nuestra delegación encontraron resuelto más del 95% de los problemas en Villa San Salvador, en la capital de Perú, Lima, esta ciudad es la Sede Principal de los XVIII Juegos Panamericanos.

Por primera vez en la historia de participación en este tipo de conclave deportivo la República Dominicana a través de su Movimiento Deportivo Olímpico, logra llegar y mantenerse liderando por varios días entre los 10 primeros países del área Panamericana, ya que estos puestos cimeros están reservado a los países que contienen mayor nivel territorial, y mayor cantidad de habitantes, como son, ESTADOS UNIDOS, CANADA, BRASIL, ARGENTINA, MEXICO, COLOMBIA, VENEZUELA Y CUBA, ENTRE OTROS, hoy en día la Republica Dominicana ocupa la 10 Décima posición en el Medallero Panamericano, lugar que le otorga la obtención de 40 medallas, distribuidas de la siguiente manera, 10 DE ORO, 13 DE PLATA Y 17 DE BRONCE, con esta gran cosecha se consolida en América en la DECIMA POSICION.

La Dirección Técnica del Comité Olímpico de la República Dominicana inicio la fase preparatoria en el marco de la planificación, desde el inicio del Ciclo Olímpico, el cual dio inicio con los Juegos Bolivarianos celebrados en santa marta Colombia, en el año 2017, en esta versión de los Juegos Bolivarianos, se participó con atletas noveles, los cuales seguirían su transitar hacia los demás eventos del ciclo, luego se caminó con pasos firmes hacia los Juegos Centroamericanos y del Caribe, en Barranquilla Colombia, en esta versión de los juegos la Delegación Dominicana, obtiene su mejor actuación en este tipo de eventos, prosiguió sus pasos hacia los Juegos Panamericanos Lima Perú, en esta versión la delegación dominicana revalida su actuación y mantiene su galardón obtenido en Barranquilla de ascenso en el desarrollo deportivo de la región, en esta versión la delegación dominicana, realiza su mejor actuación en juegos Panamericanos fuera del suelo patrio, superando la actuación de Guadalajara, México, en donde la delegación

dominicana obtuvo 7 Medallas de Oro, 9 Medallas de Plata, 17 Medallas de Bronce, para un total de 33 Medallas.

Los trabajos realizados desde el marco técnico en ruta hacia Lima Perú, se inician con la elaboración, presentación y aprobación del presupuesto operacional de la delegación dominicana, en sus lineamientos de, fase preparatoria, clasificatoria, endurecimiento, viáticos, transportación envillamientos, estadías en Perú.

En todos los pasos realizados por la Dirección Técnica en la formulación y concretización en miras hacia lima 2019, se contó con la asesoría del MAESTRO, NELLY MANUEL DOÑE MALENO, HOY FENECIDO y quien en esos momentos fungía en la institución como asesor de presidencia, también se contó con el invaluable apoyo del maestro, Luis Elpidio Cumba, Canciller del Comité Olímpico Dominicano.

La Dirección Técnica del Comité Olímpico Dominicano, ha fundamentado su accionar en el marco del respeto mutuo entre el departamento, sus técnicos, las federaciones nacionales y los demás departamentos que accionan dentro de la institución, esto ha sido posible gracias al proceso de empatía y de empoderamiento que se vive dentro de la institución, la Dirección Técnica valoriza todas las opiniones que se vierten en cuanto a su accionar, teniendo muy claro, que el propósito y meta de la técnica, no es polemizar ni rivalizar con quienes estén o no estén de acuerdo con su accionar diario, pero si tener bien claro, que es deber de todos los miembros de la Dirección Técnica, en horas de oficina, nunca, pero nunca, dejar de sonreír, pues las personas que se acercan a la Dirección Técnica en busca de soluciones, no son los culpables de todos los problemas que podamos tener todos o cada uno de nosotros en su diario vivir.

Las puertas de las oficinas de la Dirección Técnica siempre están y estarán abiertas a los fines de que las Federaciones Nacionales tengan un lugar seguro y confiable, donde manejar todos sus

proyectos y que sepan que sus actuaciones serán respaldadas por un equipo técnico, comprometidos con el avance sostenido del deporte de alto rendimiento en la República Dominicana.

La Dirección Técnica consiente de los procesos que vive todo ser humano en el marco de nacimiento, realización y regreso a la inactividad, abre sus puertas a los procesos innovadores en el marco de la relación con otras instituciones las cuales tienen que ver con el marco del desarrollo de la juventud, el Comité Olímpico Dominicano, nunca antes había mantenido canales abiertos en forma directa con estas instituciones, esto hace posible que el Comité Olímpico Dominicano, se vea ante la sociedad, como la gran institución la cual abre sus brazos a los jóvenes de la Nación Dominicana y los acompaña, brindándoles soporte a todo lo largo y ancho del trayecto que deben transitar en su ruta hacia la conformación de un ciudadano ejemplar como el que nuestra sociedad reclama.

Estamos obligados por acción y honor, brindar apoyo al crecimiento tanto individual como colectivo de los jóvenes dominicanos, ya que los códigos del olimpismo, siempre serán cumplidos a plena cabalidad por nuestra institución, brindando satisfacción y amplio cumulo de alegría a todos los dominicanos y dominicanas, sin importar su lugar de residencia en los momentos actuales de la vida, las líneas de gozo y beneplácito de los dominicanos tanto en el marco deportivo, como en el marco social.

SUMARIO

La República Dominicana ha participado en los Juegos Panamericanos desde su realización en 1955.

La República Dominicana ha sido sede de los Juegos Panamericanos de 2003, realizados en la ciudad de Santo Domingo.

El país está representado en los Juegos Panamericanos por el Comité Olímpico Dominicano.

A. COMITÉ EJECUTIVO 2018 – 2022

Nombre	Cargos
Dr. José Joaquín Puello	Presiden Ad Vitam
Lic. Luis Mejía Oviedo	Presidente
Lic. Antonio Acosta	1er. Vicepresidente
Lic. Luis Chanlatte	2do. Vicepresidente
Ing. Rafael Uribe	3er. Vicepresidente
Lic. Gilberto García	Secretario General
Lic. Gerardo Correa	Co-Secretario
Lic. José Luis Ramírez	Tesorero
Ing. Edwin Rodríguez	Co-Tesorero
Prof. Nelson Ramírez	1er. Vocal
Licda. Dulce María Piña	2da. Vocal
Lic. Rafael Villalona	3er. Vocal
Nelly Manuel Doñe	Miembro

B. JEFATURA DE MISIÓN

Nombre	Función
Leovigildo Garibaldy Bautista	Jefe Misión
Juan Antonio Febles Dalmasí	Sub-Jefe Misión
Bernardo Mesa Páez	Sub-Jefe Misión
José Luís Ramírez	Encargado Administrativo
Julio César Hernández Olivero	Encargado Seguridad
Marcel Vidal Castillo	Encargado de Inscripciones
Marcelo de Jesús Derouville	Encargado Sub-Sedes
Miguel Andrés Merejo Santos	Encargado de Alojamiento
Pedro Emilio Zamora Acea	Coordinador Técnico General.
Manuel Enrique Castro Domínguez	Coordinador Técnico MIDEREC
José Enrique Clase	Encargado de Transporte
Adalici Marciel Leguizamon González	Asistente Administrativa
Edwin Rodríguez Rodríguez	Enlace Comité Ejecutivo
Adriano Pérez Nova	Colaborador
Rodolfo Castro Martínez	Técnico Sub-Sede

C. ABANDERADA

Crismery Santana

Logros deportivos que la hicieron merecedora de portar la Bandera Nacional.



2018

Campeonato Panamericano Santo Domingo:
Oro Arranque (Record Panamericano)
Oro en Clean and Jerk

Juegos Deportivos Centroamericanos y del Caribe, Barranquilla2018:
Oro Arranque (Record Panamericano)
Oro Clean and Jerk

Juegos Deportivos de las FFAA y PN 2018:
Medalla de oro.

Campeonato Mundial Turkmenistan (clasificatorio Juegos Olimpicos Tokio 2020):
Plata en Arranque
Bronce en Clean and Jerk
Bronce total

Juegos Nacionales Hermanas Mirabal 2018:
Oro Arranque
Oro Clean and Jerk
(Record Nacional)

2019

Campeonato Panamericano Guatemala (clasificatorio Juegos Olimpicos Tokio 2020):
Oro Arranque (Record Panamericano)
Plata en Clean and Jerk
Oro total

Juegos Deportivos de las FFAA y PN 2019: Medalla de oro.

D. COMISIONES DE TRABAJO

PRENSA

Nombre	Función
Ramón Anastacio Rodríguez	Atachet de Prensa
Júpiter Saweenkee Rivera Báez	Coordinador General Colimdo
Jesús Leonardo Reyes	Prensa Escrita
Manuel Antonio Rodríguez	Camarógrafo
Ernesto Beltré	Fotógrafo
Bismark Ernesto Montero Jiménez	Colimdo
Manuel Luís De Jesús Del Carmen	Soporte Memoria
Hanly José Ramírez Lugo	Prog. Reportero Panam
Richard Alexandher Bazil Mata	Prog. Reportero Panam
Manuel Lauterio Jiménez Hernández	Fotógrafo
Máximo Alberto Zayas Coronado	Cine – Televisión
Juan Manuel Tejeda Segura	Cine – Televisión
Eliecer de Jesús Pichardo Figueroa	Cine – Televisión
Franklin Villar Rodríguez	Cine – Televisión

PERSONAL MEDICO

Nombre	Función
Lissette Amarilis Sánchez	Coordinadora Médica
Laura Anabel Pinedo Carrasco	Médico
Emilio Villanueva Cagigas	Médico
Julio Miñoso Molina	Médico
Wilson Enmanuel Ramírez Aybar	Médico
Francis Alberto Reyes Betances	Médico
José Manuel Rodríguez Vargas	Cutman Boxeo
Elsa Julia Guzmán Muñiz	Psicóloga
Julio Cesar Valera Coiscou	Fisioterapeuta
Jesús Silverio Rosario	Fisioterapeuta
Ergan Montilla Eusebio	Fisioterapeuta
Marvin Zamora Morales	Fisioterapeuta
Ramón Antonio Molina Vargas	Fisioterapeuta
Geraldo Feliz	Fisioterapeuta

PUESTO DE MANDO EN RD

NOMBRE	FUNCION
Prof. Frankling Núñez.	Encargado Puesto de Mando
Sra. Yahaira Martínez.	Secretaria Dirección Técnica Asistente Encargado
Ing. José Potter Segura.	Coord. Transporte Área Técnica
Lic. Adrienne Portes.	Coordinador Técnica/Enc. De Memoria
Sra. Hemely Soto	Sec. Dirección Técnica/Sup. de Viaje
Sr. Natanael Oviedo,	Supervisor de Transporte Aeropuerto
Sra. Lussy Caraballo	Supervisor de Transporte Aeropuerto

E. DEPORTES PARTICIPANTES

Atletismo

Bádminton

Baloncesto masculino

Baloncesto 3x3

Balonmano femenino

Béisbol

Boliche

Boxeo

Canotaje

Ciclismo ruta y pista

Clavados

Ecuestre

Esgrima

Esquí acuático

Fisiculturismo

Gimnasia artística

Gimnasia trampolín

Golf

Judo

Karate

Levantamiento de pesas

Lucha

Natación

Pentatlón

Ráquetbol

Remo

Surf

Tae Kwon Do

Tenis

Tenis de mesa

Tiro con arco

Tiro deportivo

Triatlón

Vela

Voleibol

Voleibol playa

F. CUADRO GENERAL DE MEDALLAS TORONTO 2015

Medallería General						
No		País	Oro	Plata	Bronce	Total
1		Estados Unidos	103	81	81	265
2		Canadá	78	69	70	217
3		Brasil	41	40	60	141
4		Cuba	36	27	34	97
5		Colombia	27	14	31	72
6		México	22	30	43	95
7		Argentina	15	29	31	75
8		Venezuela	8	22	20	50
9		Ecuador	7	9	16	32
10		Guatemala	6	1	3	10
11		Chile	5	6	18	29
12		Perú	4	4	6	14
13		Rep. Dominicana	3	11	10	24
14		Jamaica	3	4	2	9
15		Trinidad y Tobago	3	3	2	8
16		Bahamas	2	2	2	6
17		Puerto Rico	1	1	13	15
18		Uruguay	1	1	3	5
19		Santa Lucía	1	0	0	1
20		Barbados	0	1	2	3
		Bolivia	0	1	2	3
		El Salvador	0	1	2	3
		Paraguay	0	1	2	3
24		Panamá	0	1	1	2
25		Antigua y Barbuda	0	1	0	1
		Granada	0	1	0	1
		Honduras	0	1	0	1
28		Bermuda	0	0	1	1
		Costa Rica	0	0	1	1
		San Kitts y Nevis	0	0	1	1
		S Vic y Granadinas	0	0	1	1
Total			366	362	458	1186

G. DEPORTES CLASIFICADOS



ATLETISMO

Delegación de Atletismo

Nombre	**Función**
Luguelin Miguel Santos Aquino	Atleta
Juander Santos Aquino	Atleta
Mayobanez De Oleo	Atleta
José Alnardo González Soto	Atleta
Christopher Valdez	Atleta
Yancarlos Martínez	Atleta
Lidio Féliz	Atleta
Leonel Bonon	Atleta
Luís Charles	Atleta
Marileidy Paulino	Atleta
Mariely Sánchez Hichez	Atleta
Ana Lucia José Timá	Atleta
Gerardo Mercedes Suero Correa	**Delegado**
Yaseen Pérez Gómez	**Entrenador**
Richard Michael Britton	**Entrenador**
Felix Arquimedes Sánchez	**Entrenador**

100 Mt Masculino

100 Mt Femenino

ESTADIO ATLÉTICO
ATHLETICS STADIUM

MAR TUE
6 AUG 2019
15:16

ATLETISMO
ATHLETICS

100M MUJERES
WOMEN'S 100M

SEMIFINAL 3/3
SEMIFINAL 3/3

RESULTADOS
RESULTS

WORLD RECORD	**10.49**	**GRIFFITH-JOYNER Florence**	USA	Indianapolis (USA)	16 JUL 1988
PAN AM RECORD	**10.92**	**PIERRE Barbara**	USA	Toronto (CAN)	21 JUL 2015

Wind: -1.1 m/s

Rk	Bib	Name	NOC Code	Date of Birth	Lane	Reaction Time	Result	
1	210	**EMMANUEL Crystal Carly-K**	CAN	27 NOV 1991	5	0.153	**11.48**	**Q**
2	393	**TENORIO MICOLTA Angela Gabriela**	ECU	27 JAN 1996	8	0.160	**11.49**	**Q**
3	716	**TERRY Twanisha**	USA	24 JAN 1999	6	0.154	**11.59**	**q**
4	364	**PAULINO Marileidy**	DOM	25 OCT 1996	3	0.230	**11.84**	
5	123	**EVELYN Tristan Cadija**	BAR	25 JAN 1998	2	0.126	**11.89**	
6	421	**THOMPSON Brenessa**	GUY	22 JUL 1996	7	0.206	**11.96**	
7	592	**CROOKE Shenel Drucilla**	SKN	14 OCT 1993	4	0.183	**12.36**	

Qualification: First 2 in each heat (Q) and the next 2 fastest (q) advance to the Final

Weather conditions
Temperature: 17°C Humidity: 80% Conditions: Few clouds

Legend:
q Qualified by time **Q** Qualified by place **Rk** Rank

200 Mt Masculino



ESTADIO ATLÉTICO
ATHLETICS STADIUM

JUE THU
8 AUG 2019
16:00

ATLETISMO
ATHLETICS

200M MASCULINO
MEN'S 200M

SEMIFINAL 1/3
SEMIFINAL 1/3



RESULTADOS
RESULTS

WORLD RECORD	19.19 BOLT Usain	JAM	Berlin (GER)	20 AUG 2009
PAN AM RECORD	19.80 DWYER Rasheed	JAM	Toronto (CAN)	23 JUL 2015

Wind: -0.1 m/s

Rk	Bib	Name	NOC Code	Date of Birth	Lane	Reaction Time	Result	
1	376	**QUIÑONEZ MARTINEZ Alex Leonardo**	ECU	11 AUG 1989	3	0.222	**20.41**	Q
2	359	**MARTINEZ MARTINEZ Yancarlos**	DOM	8 AUG 1992	9	0.157	**20.45**	Q PB
3	601	**RICHARDS Jereem**	TTO	13 JAN 1994	5	0.192	**20.48**	
4	438	**FORTE Julian, Bradley**	JAM	7 JAN 1993	8	0.138	**21.18**	
5	746	**PARRIS Brandon**	VIN	17 APR 1995	6	0.182	**21.47**	
6	104	**RESIAS Cliff**	BAH	11 AUG 1996	4	0.158	**21.74**	
	525	**GRIGGS Virjilio James**	PAN	15 JUN 1994	7		**DNF**	

Qualification: First 2 in each heat (Q) and the next 2 fastest (q) advance to the Final

Weather conditions
Temperature: 17°C Humidity: 76% Conditions: Few clouds

Legend:							
DNF	Did not Finish	**PB**	Personal Best	**Q**	Qualified by place	**Rk**	Rank



ESTADIO ATLÉTICO
ATHLETICS STADIUM

JUE THU
8 AUG 2019
16:00

ATLETISMO
ATHLETICS

200M MASCULINO
MEN'S 200M

SEMIFINAL
SEMIFINAL



RESULTADOS
RESULTS

WORLD RECORD	**19.19**	**BOLT Usain**	**JAM**	Berlin (GER)	20 AUG 2009
PAN AM RECORD	**19.80**	**DWYER Rasheed**	**JAM**	Toronto (CAN)	23 JUL 2015

SEMIFINAL 1 **Start Time: 16:00** Wind: -0.1 m/s

Rk	Bib	Name	NOC Code	Date of Birth	Lane	Reaction Time	Result		
1	376	**QUIÑONEZ MARTINEZ Alex Leonardo**	ECU	11 AUG 1989	3	0.222	**20.41**	**Q**	
2	359	**MARTINEZ MARTINEZ Yancarlos**	DOM	8 AUG 1992	9	0.157	**20.45**	**Q**	PB
3	601	**RICHARDS Jereem**	TTO	13 JAN 1994	5	0.192	**20.48**	**q**	
4	438	**FORTE Julian, Bradley**	JAM	7 JAN 1993	8	0.138	**21.18**		
5	746	**PARRIS Brandon**	VIN	17 APR 1995	6	0.182	**21.47**		
6	104	**RESIAS Cliff**	BAH	11 AUG 1996	4	0.158	**21.74**		
	525	**GRIGGS Virjilio James**	PAN	15 JUN 1994	7		**DNF**		

SEMIFINAL 2 **Start Time: 16:10** Wind: +0.4 m/s

Rk	Bib	Name	NOC Code	Date of Birth	Lane	Reaction Time	Result		
1	321	**MENA BERENGUER Reynier**	CUB	21 NOV 1996	4	0.144	**20.56**	**Q**	
2	186	**BLAKE Jerome**	CAN	18 AUG 1995	8	0.140	**20.63**	**Q**	SB
3	437	**EWERS Andre**	JAM	17 NOV 1992	9	0.149	**20.69**	**q**	
4	142	**DA COSTA VIDES Jorge Henrique**	BRA	24 NOV 1992	6	0.125	**20.80**		
5	300	**ALLEN Hector Armando**	CRC	7 FEB 1998	7	0.156	**21.79**		
	257	**BALOYES NAVAS Bernardo**	COL	6 JAN 1994	5	0.141	**DQ**		R 163.3 (a)

SEMIFINAL 3 **Start Time: 16:20** Wind: -0.9 m/s

Rk	Bib	Name	NOC Code	Date of Birth	Lane	Reaction Time	Result		
1	524	**EDWARD Alonso Reno**	PAN	8 DEC 1989	4	0.153	**20.65**	**Q**	
2	326	**SKYERS PÉREZ Roberto**	CUB	12 NOV 1991	5	0.158	**20.66**	**Q**	
3	196	**RODNEY Brendon Justin**	CAN	9 APR 1992	7	0.156	**20.74**		
4	146	**DE SOUZA SILVA Derick**	BRA	24 AUG 1998	6	0.153	**20.76**		
5	597	**GREAUX Kyle**	TTO	26 APR 1988	3	0.179	**22.71**		
6	652	**HUDSON Andrew**	USA	14 DEC 1996	9	0.147	**42.96**		
	539	**GARRIDO MAYER Mauricio**	PER	16 AUG 1996	8	0.157	**DQ**		R 163.3 (a)

Qualification: First 2 in each heat (Q) and the next 2 fastest (q) advance to the Final

Weather conditions at the beginning of the 1st heat
Temperature: 17°C Humidity: 76% Conditions: Few clouds

Note:
IAAF Rule 163.3 (a) - Lane infringement

Legend:							
DNF	Did not Finish	**DQ**	Disqualified	**PB**	Personal Best	**Q**	Qualified by place
q	Qualified by time	**R**	IAAF rule	**Rk**	Rank	**SB**	Season Best



ESTADIO ATLÉTICO
ATHLETICS STADIUM

VIE FRI
9 AUG 2019
16:30

ATLETISMO
ATHLETICS

200M MASCULINO
MEN'S 200M

FINAL
FINAL





RESULTADOS
RESULTS

WORLD RECORD	**19.19**	**BOLT Usain**	JAM	Berlin (GER)	20 AUG 2009
PAN AM RECORD	**19.80**	**DWYER Rasheed**	JAM	Toronto (CAN)	23 JUL 2015

Wind: -1.0 m/s

Rk	Bib	Name	NOC Code	Date of Birth	Lane	Reaction Time	Result	
1	376	**QUIÑONEZ MARTINEZ Alex Leonardo**	ECU	11 AUG 1989	5	0.189	**20.27**	
2	601	**RICHARDS Jereem**	TTO	13 JAN 1994	2	0.167	**20.38**	
3	359	**MARTINEZ MARTINEZ Yancarlos**	DOM	8 AUG 1992	7	0.135	**20.44**	PB
4	524	**EDWARD Alonso Reno**	PAN	8 DEC 1989	6	0.174	**20.55**	
5	321	**MENA BERENGUER Reynier**	CUB	21 NOV 1996	4	0.141	**20.62**	
6	186	**BLAKE Jerome**	CAN	18 AUG 1995	9	0.136	**20.66**	
7	326	**SKYERS PÉREZ Roberto**	CUB	12 NOV 1991	8	0.134	**20.67**	
8	437	**EWERS Andre**	JAM	17 NOV 1992	3	0.132	**20.91**	

Legend:
PB Personal Best **Rk** Rank

VIE FRI
9 AUG 2019

ATLETISMO
ATHLETICS

200M MASCULINO
MEN'S 200M

MEDALLISTAS
MEDALLISTS

Medal	Name	NOC
GOLD	QUIÑONEZ MARTINEZ Alex Leonardo	ECU - Ecuador
SILVER	RICHARDS Jereem	TTO - Trinidad and Tobago
BRONZE	MARTINEZ MARTINEZ Yancarlos	DOM - Dominican Republic

200 Mt Femenino

ESTADIO ATLÉTICO
ATHLETICS STADIUM

JUE THU
8 AUG 2019
15:46

ATLETISMO
ATHLETICS

200M MUJERES
WOMEN'S 200M

SEMIFINAL 3/3
SEMIFINAL 3/3

RESULTADOS
RESULTS

WORLD RECORD	**21.34**	**GRIFFITH-JOYNER Florence**	USA	Seoul (KOR)	29 SEP 1988
PAN AM RECORD	**22.45**	**ASHFORD Evelyn**	USA	San Juan (PUR)	9 JUL 1979

Wind: +0.4 m/s

Rk	Bib	Name	NOC Code	Date of Birth	Lane	Reaction Time	Result		
1	163	**CRISTINA SILVA ROSA Vitoria**	BRA	12 JAN 1996	9	0.204	**22.72**	Q	PB
2	111	**GAITHER Tynia**	BAH	16 MAR 1993	3	0.140	**23.06**	Q	
3	614	**HACKETT Semoy**	TTO	27 NOV 1986	6	0.182	**23.31**	q	SB
4	456	**CALVERT-POWELL Schilloni Victo**	JAM	27 JUL 1988	4	0.184	**23.46**		
5	365	**SANCHEZ HICHEZ Mariely**	DOM	30 DEC 1988	7	0.243	**23.88**		
6	405	**BECKLES Kanika**	GRN	3 OCT 1991	5	0.194	**23.99**		
7	222	**STIVERNE Aiyanna Brigitt**	CAN	20 FEB 1995	8	0.149	**24.25**		

Qualification: First 2 in each heat (Q) and the next 2 fastest (q) advance to the Final

Weather conditions
Temperature: 17°C Humidity: 76% Conditions: Few clouds

Legend:							
PB	Personal Best	**Q**	Qualified by place	**q**	Qualified by time	**Rk**	Rank
SB	Season Best						



ESTADIO ATLÉTICO
ATHLETICS STADIUM

JUE THU
8 AUG 2019
15:30

ATLETISMO
ATHLETICS

200M MUJERES
WOMEN'S 200M

SEMIFINAL
SEMIFINAL



SUMARIO DE RESULTADOS
RESULTS SUMMARY

WORLD RECORD	**21.34**	**GRIFFITH-JOYNER Florence**	USA Seoul (KOR)	29 SEP 1988
PAN AM RECORD	**22.45**	**ASHFORD Evelyn**	USA San Juan (PUR)	9 JUL 1979

Rank	Bib	Name	NOC Code	Heat	Lane	Position	Wind	Time		
1	163	**CRISTINA SILVA ROSA Vitoria**	BRA	3	9	1	+0.4	**22.72**	Q	PB
2	460	**FRASER-PRYCE Shelly-Ann**	JAM	1	3	1	-1.0	**22.90**	Q	
3	210	**EMMANUEL Crystal Carly-K**	CAN	2	9	1	0.0	**23.06** (.053)	Q	
4	111	**GAITHER Tynia**	BAH	3	3	2	+0.4	**23.06** (.054)	Q	
5	393	**TENORIO MICOLTA Angela Gabriela**	ECU	1	8	2	-1.0	**23.16**	Q	
6	614	**HACKETT Semoy**	TTO	3	6	3	+0.4	**23.31**	q	SB
7	364	**PAULINO Marileidy**	DOM	1	6	3	-1.0	**23.40**	q	
8	116	**STRACHAN Anthonique**	BAH	2	5	2	0.0	**23.41**	Q	
9	456	**CALVERT-POWELL Schilloni Victo**	JAM	3	4	4	+0.4	**23.46**		
10	617	**PRIETO Mauricia**	TTO	1	5	4	-1.0	**23.66**		
11	160	**BARBOSA MARTINS Lorraine**	BRA	2	6	3	0.0	**23.74**		
12	365	**SANCHEZ HICHEZ Mariely**	DOM	3	7	5	+0.4	**23.88**		
13	338	**GARCÍA ABRÉU Yunisleidy De L**	CUB	1	9	5	-1.0	**23.92** (.911)		
14	250	**JIMÉNEZ IBACACHE Isidora Andrea**	CHI	2	4	4	0.0	**23.92** (.914)		
15	694	**IRBY Lynna**	USA	1	7	6	-1.0	**23.93**		
16	405	**BECKLES Kanika**	GRN	3	5	6	+0.4	**23.99**		
17	406	**HAZZARD Halle Michelle**	GRN	1	4	7	-1.0	**24.03**		
18	421	**THOMPSON Bronessa**	GUY	2	7	5	0.0	**24.20**		
19	222	**STIVERNE Aiyanna Brigitt**	CAN	3	8	7	+0.4	**24.25**		
20	743	**SOTO SOTO Nercelis Desire**	VEN	2	8	6	0.0	**24.67**		

Qualification: First 2 in each heat (Q) and the next 2 fastest (q) advance to the Final

Legend:							
PB	Personal Best	**Q**	Qualified by place	**q**	Qualified by time	**SB**	Season Best



ESTADIO ATLÉTICO
ATHLETICS STADIUM

VIE FRI
9 AUG 2019
16:15

ATLETISMO
ATHLETICS

200M MUJERES
WOMEN'S 200M

FINAL
FINAL



RESULTADOS
RESULTS

WORLD RECORD	**21.34**	**GRIFFITH-JOYNER Florence**	**USA**	Seoul (KOR)	29 SEP 1988
PAN AM RECORD	**22.45**	**ASHFORD Evelyn**	**USA**	San Juan (PUR)	9 JUL 1979

Wind: -0.1 m/s

Rk	Bib	Name	NOC Code	Date of Birth	Lane	Reaction Time	Result	
1	460	**FRASER-PRYCE Shelly-Ann**	JAM	27 DEC 1986	6	0.116	**22.43**	PR
2	163	**CRISTINA SILVA ROSA Vitoria**	BRA	12 JAN 1996	4	0.166	**22.62**	PB
3	111	**GAITHER Tynia**	BAH	16 MAR 1993	5	0.135	**22.76**	
4	210	**EMMANUEL Crystal Carly-K**	CAN	27 NOV 1991	7	0.195	**22.89**	=SB
5	116	**STRACHAN Anthonique**	BAH	22 AUG 1993	8	0.196	**22.97**	
6	393	**TENORIO MICOLTA Angela Gabriela**	ECU	27 JAN 1996	9	0.165	**23.08**	SB
7	364	**PAULINO Marileidy**	DOM	25 OCT 1996	2	0.180	**23.29**	
8	614	**HACKETT Semoy**	TTO	27 NOV 1986	3	0.135	**23.62**	

Legend:							
=SB	Equal Season Best	**PB**	Personal Best	**PR**	Pan Am Record	**Rk**	Rank
SB	Season Best						

400 Mt Masculino



ESTADIO ATLÉTICO
ATHLETICS STADIUM

MIÉ WED
7 AUG 2019
15:40

ATLETISMO
ATHLETICS

400M MASCULINO
MEN'S 400M

SEMIFINAL 1/2
SEMIFINAL 1/2



RESULTADOS
RESULTS

WORLD RECORD	43.03 VAN NYEKERK Wayde	RSA	Rio de Janeiro (BRA)	14 AUG 2016
PAN AM RECORD	44.45 RAY Ronnie	USA	Mexico City (MEX)	18 OCT 1975

Rk	Bib	Name	NOC Code	Date of Birth	Lane	Reaction Time	Result	
1	271	PERLAZA ZAPATA Jhon Alejandro	COL	26 AUG 1994	7	0.249	45.21	Q
2	665	ROBINSON Justin	USA	30 MAR 2002	6	0.152	45.38	Q
3	120	JONES Jonathan Noel M	BAR	2 JUN 1999	4	0.212	45.60	Q
4	361	SANTOS AQUINO Luguelin	DOM	12 NOV 1992	2	0.223	45.88	q SB
5	318	LESCAY PARDO Yoandys Alberto	CUB	5 JAN 1994	9	0.211	46.60	SB
6	595	CEDENIO Machel	TTO	6 SEP 1995	5	0.138	46.77	
7	455	THOMAS Terry Richard	JAM	1 MAY 1997	3	0.275	46.97	
8	746	PARRIS Brandon	VIN	17 APR 1995	8	0.171	48.14	

Qualification: First 3 in each heat (Q) and the next 2 fastest (q) advance to the Final

Weather conditions
Temperature: 17°C Humidity: 76% Conditions: Few clouds

Legend:							
q	Qualified by time	Q	Qualified by place	Rk	Rank	SB	Season Best

ESTADIO ATLÉTICO
ATHLETICS STADIUM

MIÉ WED
7 AUG 2019
15:50

ATLETISMO
ATHLETICS

400M MASCULINO
MEN'S 400M

SEMIFINAL 2/2
SEMIFINAL 2/2

RESULTADOS
RESULTS

WORLD RECORD	**43.03**	**VAN NYEKERK Wayde**	RSA	Rio de Janeiro (BRA) 14 AUG 2016
PAN AM RECORD	**44.45**	**RAY Ronnie**	USA	Mexico City (MEX) 18 OCT 1975

Rk	Bib	Name	NOC Code	Date of Birth	Lane	Reaction Time	Result	
1	281	**ZAMBRANO DE LA CRU Anthony Jose**	COL	17 JAN 1998	6	0.200	**45.13**	**Q**
2	403	**TAPLIN Bralon Terrol**	GRN	8 MAY 1992	7	0.287	**45.38**	**Q**
3	440	**GAYE Demish, Denvo**	JAM	20 JAN 1993	5	0.231	**45.47**	**Q**
4	659	**LONDON III Wilbert**	USA	17 AUG 1997	4	0.274	**45.78**	**q**
5	602	**ST HILLAIRE Dwight**	TTO	5 DEC 1997	3	0.225	**46.04**	
6	357	**FELIZ Lidio Andres**	DOM	26 JUN 1997	1	0.244	**46.76**	
7	726	**PADRINO VILLASANA Kelvis Jose**	VEN	26 FEB 1997	2	0.219	**46.99**	
8	301	**BRENES Nery Antonio**	CRC	25 SEP 1985	9	0.227	**47.48**	SB
	194	**OSEI Philip**	CAN	30 OCT 1990	8	0.222	**DNF**	

Qualification: First 3 in each heat (Q) and the next 2 fastest (q) advance to the Final

Weather conditions
Temperature: 17°C Humidity: 76% Conditions: Few clouds

Legend:							
DNF	Did not Finish	**Q**	Qualified by place	**q**	Qualified by time	**Rk**	Rank
SB	Season Best						



ESTADIO ATLÉTICO
ATHLETICS STADIUM

JUE THU
8 AUG 2019
17:20

ATLETISMO
ATHLETICS

400M MASCULINO
MEN'S 400M

FINAL
FINAL



RESULTADOS
RESULTS

WORLD RECORD	**43.03**	**VAN NYEKERK Wayde**	RSA	Rio de Janeiro (BRA)	14 AUG 2016
PAN AM RECORD	**44.45**	**RAY Ronnie**	USA	Mexico City (MEX)	18 OCT 1975

Rk	Bib	Name	NOC Code	Date of Birth	Lane	Reaction Time	Result	
1	281	**ZAMBRANO DE LA CRU Anthony Jose**	COL	17 JAN 1998	7	0.207	**44.83**	
2	440	**GAYE Demish, Denvo**	JAM	20 JAN 1993	8	0.296	**44.94**	
3	665	**ROBINSON Justin**	USA	30 MAR 2002	5	0.145	**45.07**	
4	659	**LONDON III Wilbert**	USA	17 AUG 1997	2	0.216	**45.22**	
5	120	**JONES Jonathan Noel M**	BAR	2 JUN 1999	9	0.223	**45.35**	
6	271	**PERLAZA ZAPATA Jhon Alejandro**	COL	26 AUG 1994	4	0.194	**45.37**	
7	361	**SANTOS AQUINO Luguelin**	DOM	12 NOV 1992	3	0.136	**45.73**	SB
8	403	**TAPLIN Bralon Terrol**	GRN	8 MAY 1992	6	0.168	**46.01**	

Weather conditions
Temperature: 17°C Humidity: 79% Conditions: No condition

Legend:
Rk Rank **SB** Season Best

400 Mt Con Vallas Masculino



ESTADIO ATLÉTICO
ATHLETICS STADIUM

MAR TUE
6 AUG 2019
16:40

ATLETISMO
ATHLETICS

400M VALLAS MASCULINO
MEN'S 400M HURDLES

SEMIFINAL 1/2
SEMIFINAL 1/2



RESULTADOS
RESULTS

WORLD RECORD	**46.78**	**YOUNG Kevin**	USA	Barcelona (ESP)	6 AUG 1992
PAN AM RECORD	**47.99**	**CISNEROS Omar**	CUB	Guadalajara (MEX)	27 OCT 2011

Rk	Bib	Name	NOC Code	Date of Birth	Lane	Reaction Time	Result		
1	360	**SANTOS AQUINO Juander**	DOM	7 MAY 1995	4	0.169	**49.44**	Q	SB
2	136	**ALVES DOS SANTOS Alison Brendom**	BRA	3 JUN 2000	8	0.205	**49.74**	Q	
3	80	**RUGGERI Guillermo Manue**	ARG	26 MAR 1992	2	0.233	**49.97**	Q	
4	647	**GRIMES JR Norman**	USA	6 JAN 1998	3	0.265	**50.04**		
5	397	**IBAÑEZ GUEVARA Pablo Andres**	ESA	28 OCT 1998	5	0.267	**50.70**		SB
6	445	**LEWIS Romel Anthony**	JAM	28 JAN 1988	6	0.317	**50.87**		
7	94	**COLEBROOK Andre**	BAH	8 MAR 1994	7	0.213	**51.76**		

Qualification: First 3 in each heat (Q) and the next 2 fastest (q) advance to the Final

Weather conditions
Temperature: 17°C Humidity: 80% Conditions: Few clouds

Legend:					
Q	Qualified by place	Rk	Rank	SB	Season Best

ESTADIO ATLÉTICO
ATHLETICS STADIUM

JUE THU
8 AUG 2019
18:15

ATLETISMO
ATHLETICS

400M VALLAS MASCULINO
MEN'S 400M HURDLES

FINAL
FINAL

RESULTADOS
RESULTS

WORLD RECORD	**46.78**	**YOUNG Kevin**	USA	Barcelona (ESP)	6 AUG 1992
PAN AM RECORD	**47.99**	**CISNEROS Omar**	CUB	Guadalajara (MEX)	27 OCT 2011

Rk	Bib	Name	NOC Code	Date of Birth	Lane	Reaction Time	Result	
1	136	**ALVES DOS SANTOS Alison Brendom**	BRA	3 JUN 2000	5	0.160	**48.45**	PB
2	658	**LATTIN Amere**	USA	12 JUL 1997	7	0.175	**48.98**	
3	449	**MOWATT Kemar**	JAM	12 MAR 1995	4	0.177	**49.09**	
4	101	**GIBSON Jeffery**	BAH	15 AUG 1990	9	0.217	**49.53**	SB
5	80	**RUGGERI Guillermo Manue**	ARG	26 MAR 1992	8	0.264	**49.55**	SB
6	647	**GRIMES JR Norman**	USA	6 JAN 1998	2	0.237	**49.65**	
7	328	**ZAMORA RIVERO Leandro**	CUB	11 MAR 1996	3	0.154	**50.29**	
8	360	**SANTOS AQUINO Juander**	DOM	7 MAY 1995	6	0.188	**2:09.37**	

Weather conditions
Temperature: 17°C Humidity: 79% Conditions: No condition

Legend:
PB Personal Best **Rk** Rank **SB** Season Best

Relevo 4x100 Mt Masculino



ESTADIO ATLÉTICO
ATHLETICS STADIUM

VIE FRI
9 AUG 2019
19:05

ATLETISMO
ATHLETICS

4X100M RELEVOS MASCULINO
MEN'S 4X100M RELAY

FINAL
FINAL



RESULTADOS
RESULTS

WORLD RECORD	**36.84**	**JAMAICA**	JAM	London (GBR)	11 AUG 2012
PAN AM RECORD	**38.14**	**ANTIGUA and BARBUDA**	ANT	Toronto (CAN)	24 JUL 2015

Rk	Bib	NOC	Lane	Reaction Time	Result	
1		**BRA - BRAZIL**	3	0.107	**38.27**	
	152	PEREIRA DO NASCIMEN Rodrigo				
	142	DA COSTA VIDES Jorge Henrique				
	146	DE SOUZA SILVA Derick				
	137	ANDRÉ CAMILO DE OLI Paulo				
2		**TTO - TRINIDAD y TOBAGO**	8	0.129	**38.46**	SB
	596	ELCOCK Jerod				
	594	BLEDMAN Keston				
	599	HISLOP Akanni				
	597	GREAUX Kyle				
3		**USA - UNITED STATES**	4	0.153	**38.79**	
	640	EATON Jarret				
	644	GILLESPIE Cravon				
	663	ROBINSON Bryce				
	666	RODGERS Michael				
4		**CAN - CANADA**	7	0.140	**39.00**	
	198	SMELLIE Gavin Ramon				
	186	BLAKE Jerome				
	196	RODNEY Brendon Justin				
	183	AJOMALE Mobolade Abimbo				
5		**JAM - JAMAICA**	5	0.159	**39.01**	
	437	EWERS Andre				
	436	DWYER Rasheed, Ray				
	438	FORTE Julian, Bradley				
	432	BAILEY Oshane, Andre				
6		**DOM - DOMINICAN REPUBLIC**	6	0.215	**39.15**	
	362	VALDEZ GUZMAN Christopher				
	356	DE OLEO MENDEZ Mayovanex				
	358	GONZALEZ SOTO Jose Alnardo				
	359	MARTINEZ MARTINEZ Yancarlos				
7		**CUB - CUBA**	2	0.180	**39.19**	SB
	322	PEREZ ACOSTA Harlyn Ángel				
	326	SKYERS PÉREZ Roberto				
	321	MENA BERENGUER Reynier				
	314	GASPAR HERNANDEZ José Luis				
8		**VEN - VENEZUELA**	9	0.246	**39.73**	
	719	AGUILAR SUAREZ Alberto Martín				
	723	KALIL HERNANDEZ Abdel Yalil				
	725	NIEVES CHAPARRO Alexis José				
	730	VASQUEZ LEON Rafael De Jesus				
9		**PER - PERU**	1	0.152	**41.19**	
	549	SANCHEZ MOZOMBITE F				
	541	IRIARTE ARFINENGO Luis Adrian				
	539	GARRIDO MAYER Mauricio				
	545	MARTINEZ CHIROQUE Andy Steven				

Legend:			
Rk	Rank	SB	Season Best

Relevo 4x400 Mt Masculino

ESTADIO ATLÉTICO
ATHLETICS STADIUM

SÁB SAT
10 AUG 2019
16:54

ATLETISMO
ATHLETICS

4X400M RELEVOS MASCULINO
MEN'S 4X400M RELAY

FINAL
FINAL

RESULTADOS
RESULTS

WORLD RECORD	**2:54.29**	**UNITED STATES**	USA	Stuttgart (GER)	22 AUG 1993
PAN AM RECORD	**2:57.97**	**JAMAICA**	JAM	Winnipeg (CAN)	30 JUL 1999

Rk	Bib	NOC	Lane	Reaction Time	Result	
1		**COL - COLOMBIA**	8	0.183	**3:01.41**	SB
	271	PERLAZA ZAPATA Jhon Alejandro				
	270	PALOMEQUE ECHAVAR.				
	277	SOLIS MOSQUERA Jhon Alexander				
	281	ZAMBRANO DE LA C.				
2		**USA - UNITED STATES**	5	0.215	**3:01.72**	
	648	HARRIS Mar'Yea				
	634	CHERRY JR Michael				
	665	ROBINSON Justin				
	659	LONDON III Wilbert				
3		**TTO - TRINIDAD y TOBAGO**	7	0.159	**3:02.25**	
	602	ST HILLAIRE Dwight				
	601	RICHARDS Jereem				
	600	LENDORE Deon				
	595	CEDENIO Machel				
4		**DOM - DOMINICAN REPUBLIC**	4	0.176	**3:05.64**	
	355	CHARLES Luis Enrique				
	360	SANTOS AQUINO Juander				
	361	SANTOS AQUINO Luguelin				
	354	BONON Leonel				
5		**CUB - CUBA**	3	0.239	**3:05.87**	SB
	309	CASTILLO PADILLA Leonardo Rafael				
	328	ZAMORA RIVERO Leandro				
	324	ROJAS MERIÑO Raydel				
	318	LESCAY PARDO Yoandys Alberto				
6		**JAM - JAMAICA**	6	0.252	**3:06.83**	
	446	MCDONALD Rusheen, Darian				
	445	LEWIS Romel Anthony				
	455	THOMAS Terry Richard				
	439	FRANCIS Javon, Demar				
7		**BAH - BAHAMAS**	9	0.159	**3:09.98**	
	98	FERGUSON Ojay				
	105	RUSSELL Alonzo				
	94	COLEBROOK Andre				
	101	GIBSON Jeffery				
8		**VEN - VENEZUELA**	1	0.237	**3:10.65**	
	726	PADRINO VILLASANA Kelvis Jose				
	719	AGUILAR SUAREZ Alberto Martin				
	733	ZULETA Usvard				
	724	LONGART RONDÓN Omar José				
		PER - PERU	2		**DNS**	

TRIPLE SALTO FEMENINO

ESTADIO ATLÉTICO
ATHLETICS STADIUM

VIE FRI
9 AUG 2019
17:50

ATLETISMO
ATHLETICS

TRIPLE FEMENINO
WOMEN'S TRIPLE JUMP

FINAL
FINAL

RESULTADOS
RESULTS

WORLD RECORD	**15.50**	**KRAVETS Inessa**	UKR Goteborg (SWE)	10 AUG 1995
PAN AM RECORD	**14.92**	**IBARGUEN Caterine**	COL Guadalajara (MEX)	28 OCT 2011

Rk	Bib	Name	NOC Code	Date of Birth	1	2	3	4	5	6	Result	Wind	
1	740	**ROJAS RODRÍGUEZ Y**	VEN	21 OCT 1995	14.90 +0.7	X +0.7	14.67 -0.1	***15.11*** +0.6	X +0.5	X +0.7	**15.11**	+0.6	PR
2	475	**RICKETTS Shanieka Jodian**	JAM	2 FEB 1992	X +0.3	14.76 +0.7	14.76 +1.2	14.43 +1.0	14.70 +1.0	***14.77*** +0.7	**14.77**	+0.7	PB
3	346	**POVEA RODRÍGUEZ L**	CUB	6 FEB 1996	14.39 +0.3	14.60 -0.6	14.16 +0.2	14.10 -0.1	14.38 +1.1	14.29 +1.2	**14.60**	-0.6	
4	485	**WILLIAMS Kimberly, Ann-J**	JAM	3 NOV 1988	X +0.6	14.15 +1.4	13.82 -0.3	13.87 +0.3	12.23 +0.8	13.64 +0.2	**14.15**	+1.4	
5	113	**MYERS Tamara**	BAH	27 JUL 1993	13.54 +0.2	X +0.3	X -0.2	***13.96*** -0.2	X -0.1	13.84 +0.7	**13.96**	-0.2	SB
6	396	**ZALDIVAR ROJAS Liuba María**	ECU	5 APR 1993	13.64 +0.4	X +0.7	13.63 +0.2	13.78 +0.3	13.42 +0.2	13.37 +0.7	**13.78**	+0.3	
7	363	**JOSE TIMA Ana Lucia**	DOM	10 OCT 1989	13.58 +0.1	13.41 +0.2	13.75 -0.2	X +0.9	13.16 +0.5	13.04 +0.6	**13.75**	-0.2	
8	353	**LAFOND Thea Noeliva**	DMA	5 APR 1994	13.70 -0.5	11.44 +0.4	X +1.0	13.60 +1.1	13.42 -0.6	13.31 +0.3	**13.70**	-0.5	
9	299	**URRUTIA CHAVERRA Yosiry**	COL	26 JUN 1986	X +0.8	X +1.2	13.35 +0.1				**13.35**	+0.1	
10	351	**VELAZCO FERNÁNDEZ D**	CUB	4 SEP 1999	X +0.4	X +0.6	13.32 +1.2				**13.32**	+1.2	
11	567	**SEGURA SANCHEZ S**	PER	6 NOV 1990	***13.27*** +1.0	12.83 +0.7	12.28 +0.5				**13.27**	+1.0	=SB
12	488	**ANTOINE Sandisha**	LCA	5 NOV 1991	13.15 +0.8	12.75 +0.4	12.84 +0.4				**13.15**	+0.8	
13	697	**MCKEE Kelly**	USA	15 JUN 1997	X +0.5	X +0.6	12.68 +0.3				**12.68**	+0.3	
14	674	**MATTHEWS Bria**	USA	22 JUL 1997	12.13 +1.9	X +1.0	X +0.2				**12.13**	+1.9	

Starting order	1	2	3	4	5	6	7	8	9	10	11	12	13	14
Initial	697	353	488	674	299	740	475	567	346	363	113	396	485	351
Final	113	396	353	363	485	346	475	740						



BÁDMINTON

Delegación de Bádminton

Nombre	Función
Nairoby Abigail Jiménez Ramírez	Atleta
Claritza Confident Pie	Atleta
Bermary Altagracia Polanco Muñoz	Atleta
Nelson Javier Ozuna	Atleta
William Cabrera José	Atleta
Cesar Adonis Brito González	Atleta
Generoso Aníbal Castillo Viñals	**Delegado**
Orlando Cala Martínez	**Entrenador**
Miguel Feliz Alcántara	**Entrenador**

Individual Masculino

POLIDEPORTIVO 3
VILLA DEPORTIVA NACIONAL

29 JUL 2019
StartTime 09:00

Bádminton
Badminton
Individual Masculino
Men's Singles

Round of 64,Match 17

REVISED
29 JUL 19:10

Resultado del partido
Match Result
As of MON 29 JUL 2019

JAVIER N(DOM) **vs** **GUEVARA J(PER)**

15-21, 19-21

Corte: 2 **Número de partido:** MS17

Nombre	Nation Code	Preselección	Partido	Juego1	Juego2	Juego3
JAVIER N	DOM		0	15	19	
GUEVARA J	**PER**		**2**	**21**	**21**	
		Duration* (minutes)	36	17	19	
		Longest rally (seconds)	88	88	84	
		Average rally (seconds)	28	23	27	
		Shuttles used	16	7	9	

Arbitro: BANH K (USA)
Juez de servicio: MENDOZA L (ESA)

	JAVIER N			GUEVARA J		
	Juego 1	Juego 2	Juego 3	Juego 1	Juego 2	Juego 3
Total puntos jugados	36	40		36	40	
Total puntos ganados	15	19		21	21	
Puntos de partido					2	
Puntos de juego				2		
Penaltys, tarjeta Amarilla/Roja/Negra (marcador)						

| | | | | | |

POLIDEPORTIVO 3
VILLA DEPORTIVA NACIONAL

29 JUL 2019
StartTime 10:30

Bádminton
Badminton
Individual Masculino
Men's Singles

Round of 32,Match 5

REVISED
29 JUL 19:10

Resultado del partido
Match Result
As of MON 29 JUL 2019

HO-SHUE J(CAN) vs CABRERA W(DOM)

21-5, 21-9

Corte: 3 **Número de partido:** MS37

Nombre	Nation Code	Preselección	Partido	Juego1	Juego2	Juego3
HO-SHUE J	**CAN**		**2**	**21**	**21**	
CABRERA W	DOM		0	5	9	
		Duration* (minutes)	26	14	12	
		Longest rally (seconds)	92	65	92	
		Average rally (seconds)	27	23	23	
		Shuttles used	12	7	5	

Arbitro: QUIROZ A (PER) **Juez de servicio:** LOPEZ M (GUA)

	HO-SHUE J			CABRERA W		
	Juego 1	Juego 2	Juego 3	Juego 1	Juego 2	Juego 3
Total puntos jugados	26	30		26	30	
Total puntos ganados	21	21		5	9	
Puntos de partido		1				
Puntos de juego	2					
Penaltys, tarjeta Amarilla/Roja/Negra (marcador)						

1	**HO-SHUE J**	**1**	**2**	**3**	**4**	**5**	**6**	**7**	**8**		**9**	**10**	**11**		**12**	**13**	**14**	**15**		**16**	**17**		**18**	**19**	**20**		**21**				
	CABRERA W									1				2					3			4				5					
2	**HO-SHUE J**		**1**	**2**	**3**	**4**	**5**	**6**			**7**		**8**	**9**	**10**	**11**	**12**	**13**	**14**	**15**	**16**		**17**	**18**	**19**				**20**	**21**
	CABRERA W	1							2	3		4										5				6	7	8	9	

Nota:
Match points will only be recorded as such, and not also as game points.

Leyenda:
* Includes breaks during and between games B Black Card R Red Card Y Yellow Card MS Men's Singles

POLIDEPORTIVO 3
VILLA DEPORTIVA NACIONAL

29 JUL 2019
StartTime 12:00

Bádminton
Badminton
Individual Masculino
Men's Singles

Round of 32,Match 16

REVISED
29 JUL 19:10

Resultado del partido
Match Result
As of MON 29 JUL 2019

BRITO C(DOM) **vs** **CORDON K(GUA)**

8-21, 18-21

Corte: 3 **Número de partido:** MS48

Nombre	Nation Code	Preselección	Partido	Juego1	Juego2	Juego3
BRITO C	DOM		0	8	18	
CORDON K	**GUA**		**2**	**21**	**21**	
		Duration* (minutes)	31	13	18	
		Longest rally (seconds)	75	75	72	
		Average rally (seconds)	26	24	23	
		Shuttles used	14	7	7	

Arbitro: CLARKE J (JAM)

Juez de servicio: BANH K (USA)

	BRITO C			CORDON K		
	Juego 1	Juego 2	Juego 3	Juego 1	Juego 2	Juego 3
Total puntos jugados	29	39		29	39	
Total puntos ganados	8	18		21	21	
Puntos de partido					4	
Puntos de juego				1		
Penaltys, tarjeta Amarilla/Roja/Negra (marcador)						

| | | | | | |

Polideportivo 3
Villa Deportiva Nacional

Bádminton
Badminton
Individual Masculino
Men's Singles

Árbol de resultados

Results Bracket

As of FRI 2 AUG 2019 at 14:52

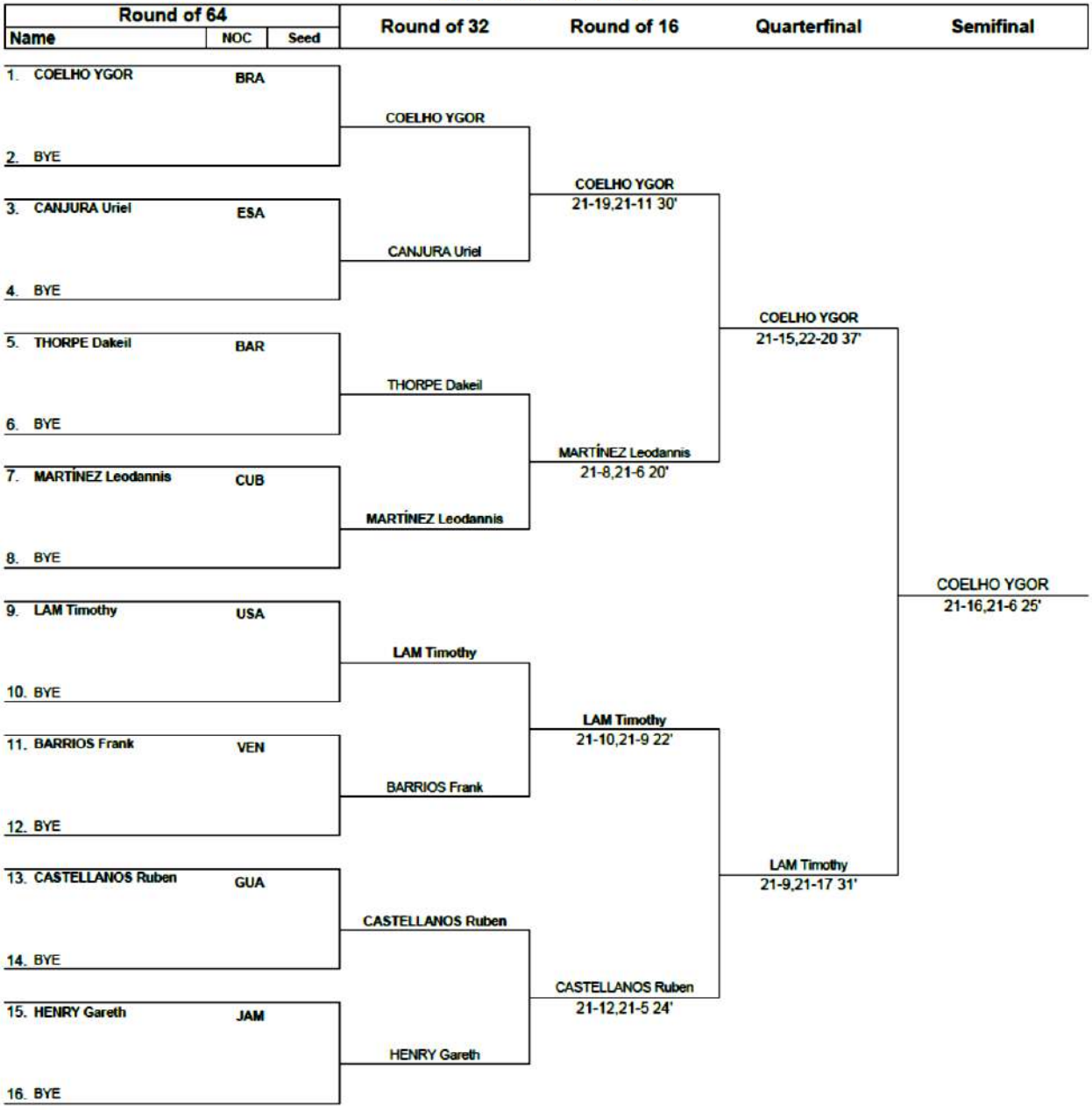

Polideportivo 3
Villa Deportiva Nacional

Bádminton
Badminton
Individual Masculino
Men's Singles

Árbol de resultados

Results Bracket

As of FRI 2 AUG 2019 at 14:52



Polideportivo 3
Villa Deportiva Nacional

Bádminton
Badminton
Individual Masculino
Men's Singles

Árbol de resultados

Results Bracket

As of FRI 2 AUG 2019 at 14:52



Polideportivo 3
Villa Deportiva Nacional

Bádminton
Badminton
Individual Masculino
Men's Singles

Árbol de resultados

Results Bracket

As of FRI 2 AUG 2019 at 14:52





Polideportivo 3
Villa Deportiva Nacional

Bádminton
Badminton
Individual Masculino
Men's Singles



Árbol de resultados

Results Bracket

As of FRI 2 AUG 2019 at 14:52

Semifinal			Final
Name	**Nation**	**Seed**	

1. COELHO YGOR — BRA
2. HO-SHUE Jason — CAN

COELHO YGOR
2:1 20-22,22-20,21-8 55'

3. YANG Brian — CAN
4. CORDON Kevin — GUA

YANG Brian
1:1(RET) 15-21,21-13,13-3 56'

Gold Medal

COELHO YGOR
2 : 0 21-19,21-10 33'

JIMENEZ Nairoby — DOM
POLANCO Bermary
JAQUELINE LIMA
SAMIA LIMA — BRA

30 JUL 15:25
WD7

BYE
MACIAS Daniela
NISHIMURA Danica — PER

MACIAS D/NISHIMURA D

31 JUL
WD12

1 AUG
WD14

Leyenda:
WD Women's Doubles

Corrected the name of the Venue

BDMWDOUBLES----------8FNL000400--_C75 1.0 Report created by Atos TUE 30 JUL 2019 10:50 Page1/1

Sumario de Resultados

EVENT RESULTS SUMMARY

Bádminton

Individual Masculino

Villa Deportiva Nacional FRI 2 AUG 2019 at 14:53

Puesto	Nombre	Código NOC	Medalla
1	COELHO Ygor	BRA	Gold
2	YANG Brian	CAN	Silver
3	CORDON Kevin	GUA	Bronze
3	HO-SHUE Jason	CAN	Bronze
From Quarterfinal			
5	GUERRERO Osleni	CUB	
5	LAM Timothy	USA	
5	MONTOYA Luis	MEX	
5	MUNOZ Lino	MEX	
From Round of 16			
9	ARAYA Cristian	CHI	
9	CASTELLANOS Ruben	GUA	
9	FARIAS Francielton	BRA	
9	LEÓN Ivan	CHI	
9	LOPEZ Andres	MEX	
9	MARTÍNEZ Leodannis	CUB	
9	OPTI Soren	SUR	
9	RICKETTS Samuel	JAM	
From Round of 32			
17	BAQUE Andy	ECU	
17	BARRIOS Frank	VEN	
17	BRITO Cesar	DOM	
17	CABRERA Willian	DOM	
17	CANJURA Uriel	ESA	



Polideportivo 3
Villa Deportiva Nacional

Bádminton
Badminton



Sumario de Resultados

EVENT RESULTS SUMMARY

Bádminton

Individual Masculino

Villa Deportiva Nacional FRI 2 AUG 2019 at 14:53

Puesto	Nombre	Código NOC	Medalla
From Round of 32			
17	CAVALLOTTI Gianpiero	CRC	
17	GUEVARA Jose	PER	
17	HENRY Gareth	JAM	
17	HERRERA Roberto	CUB	
17	LA TORRE Daniel	PER	
17	OLIVA Nicolas	ARG	
17	POMOCENO Artur	BRA	
17	RAMDHANI Narayan	GUY	
17	SEIXAS Kyle	PAN	
17	SHU Howard	USA	
17	THORPE Dakeil	BAR	
From Round of 64			
33	DARMOHOETOMO Dylan	SUR	
33	HOWELL Damien	BAR	
33	JAVIER Nelson	DOM	

Individual Femenino

POLIDEPORTIVO 3
VILLA DEPORTIVA NACIONAL

29 JUL 2019
StartTime 14:00

Bádminton
Badminton
Individual Femenino
Women's Singles

Round of 32,Match 15

Resultado del partido
Match Result
As of MON 29 JUL 2019

REVISED
29 JUL 19:10

JIMENEZ N(DOM) vs PAIZ A(GUA)

21-13, 21-16

Corte: 2 **Número de partido:** WS47

Nombre	Nation Code	Preselección	Partido	Juego1	Juego2	Juego3
JIMENEZ N	**DOM**		**2**	**21**	**21**	
PAIZ A	GUA		0	13	16	
		Duration* (minutes)	28	14	14	
		Longest rally (seconds)	75	69	75	
		Average rally (seconds)	23	19	20	
		Shuttles used	3	2	1	

Arbitro: QUIROZ A (PER)
Juez de servicio: BANH K (USA)

	JIMENEZ N			PAIZ A		
	Juego 1	Juego 2	Juego 3	Juego 1	Juego 2	Juego 3
Total puntos jugados	34	37		34	37	
Total puntos ganados	21	21		13	16	
Puntos de partido		1				
Puntos de juego	3					
Penaltys, tarjeta Amarilla/Roja/Negra (marcador)						

| | | | | | |

POLIDEPORTIVO 3
VILLA DEPORTIVA NACIONAL

29 JUL 2019
StartTime 14:30

Bádminton
Badminton
Individual Femenino
Women's Singles

Round of 32,Match 1

REVISED
29 JUL 19:10

Resultado del partido
Match Result
As of MON 29 JUL 2019

LI M(CAN) **vs** POLANCO B(DOM)

21-17, 21-12

Corte: 2 **Número de partido:** WS33

Nombre	Nation Code	Preselección	Partido	Juego1	Juego2	Juego3
LI M	**CAN**		**2**	**21**	**21**	
POLANCO B	DOM		0	17	12	
		Duration* (minutes)	26	14	12	
		Longest rally (seconds)	86	86	67	
		Average rally (seconds)	21	20	18	
		Shuttles used	3	2	1	

Arbitro: GARCIA B (PER)
Juez de servicio: ALVARADO M (PER)

	LI M			POLANCO B		
	Juego 1	Juego 2	Juego 3	Juego 1	Juego 2	Juego 3
Total puntos jugados	38	33		38	33	
Total puntos ganados	21	21		17	12	
Puntos de partido		2				
Puntos de juego	2					
Penaltys, tarjeta Amarilla/Roja/Negra (marcador)						

1	**LI M**		**1**						**2**	**3**	**4**	**5**			**6**		**7**	**8**	**9**	**10**		**11**	**12**		**13**		**14**			**15**		**16**	**17**	**18**	**19**		**20**		**21**
	POLANCO B	1		2	3	4	5	6					7	8		9					10			11		12		13	14		15					16		17
2	**LI M**		**1**	**2**	**3**	**4**	**5**	**6**	**7**	**8**			**9**	**10**		**11**		**12**		**13**	**14**			**15**		**16**		**17**	**18**		**19**	**20**		**21**			
	POLANCO B	1									2	3			4		5		6			7	8		9		10			11			12			

Nota:
Match points will only be recorded as such, and not also as game points.

Leyenda:
* Includes breaks during and between games B Black Card R Red Card Y Yellow Card WS Women's Singles

POLIDEPORTIVO 3
VILLA DEPORTIVA NACIONAL

29 JUL 2019
StartTime 14:30

Bádminton
Badminton
Individual Femenino
Women's Singles

Round of 32,Match 11

REVISED
29 JUL 19:10

Resultado del partido
Match Result
As of MON 29 JUL 2019

CASTILLO I(PER) **vs** CONFIDENT C(DOM)

21-10, 21-2

Corte: 1 **Número de partido:** WS43

Nombre	Nation Code	Preselección	Partido	Juego1	Juego2	Juego3
CASTILLO I	**PER**		**2**	**21**	**21**	
CONFIDENT C	DOM		0	10	2	
		Duration* (minutes)	21	11	10	
		Longest rally (seconds)	98	98	69	
		Average rally (seconds)	23	20	20	
		Shuttles used	2	2	0	

Arbitro: SCEVIOUR A (CAN) **Juez de servicio:** CLARKE J (JAM)

	CASTILLO I			CONFIDENT C		
	Juego 1	Juego 2	Juego 3	Juego 1	Juego 2	Juego 3
Total puntos jugados	31	23		31	23	
Total puntos ganados	21	21		10	2	
Puntos de partido		1				
Puntos de juego	1					
Penaltys, tarjeta Amarilla/Roja/Negra (marcador)						

1	**CASTILLO I**		**1**	**2**	**3**	**4**	**5**			**6**		**7**	**8**			**9**			**10**	**11**	**12**	**13**	**14**		**15**	**16**	**17**		**18**	**19**	**20**	**21**
	CONFIDENT C	1						2	3		4			5	6		7	8						9				10				
2	**CASTILLO I**	**1**	**2**	**3**	**4**	**5**	**6**	**7**	**8**	**9**	**10**	**11**	**12**	**13**		**14**		**15**	**16**	**17**	**18**	**19**	**20**	**21**							
	CONFIDENT C														1		2														

Nota:
Match points will only be recorded as such, and not also as game points.

Leyenda:
* Includes breaks during and between games **B** Black Card **R** Red Card **Y** Yellow Card **WS** Women's Singles



Polideportivo 3
Villa Deportiva Nacional

Bádminton
Badminton
Individual Femenino
Women's Singles

Árbol de resultados

Results Bracket

As of FRI 2 AUG 2019 at 15:47

Round of 64			Round of 32	Round of 16	Quarterfinal	Semifinal
Name	NOC	Seed				
1. Michelle LI	CAN		Michelle LI	Michelle LI 21-17,21-12 26'	Michelle LI 21-7,21-13 23'	Michelle LI 21-9,26-24 32'
2. BYE						
3. POLANCO Bermary	DOM		POLANCO Bermary			
4. BYE						
5. RAMDHANI Priyanna	GUY		RAMDHANI Priyanna	VILLALOBOS Lauren 21-15,21-18 22'		
6. BYE						
7. VILLALOBOS Lauren	CRC		VILLALOBOS Lauren			
8. BYE						
9. CORLETO Diana	GUA		CORLETO Diana	GAITAN Haramara 21-10,21-18 27'	GAITAN Haramara 22-20,21-19 27'	
10. BYE						
11. GAITAN Haramara	MEX		GAITAN Haramara			
12. BYE						
13. Jaqueline LIMA	BRA		Jaqueline LIMA	Jaqueline LIMA 21-12,21-12 24'		
14. BYE						
15. SANCHEZ Tiffany	VEN		ORTİZ Yeily 21-12,21-18 25'			
16. ORTİZ Yeily	CUB					



Polideportivo 3
Villa Deportiva Nacional

Bádminton
Badminton
Individual Femenino
Women's Singles





Árbol de resultados

Results Bracket

As of FRI 2 AUG 2019 at 15:47

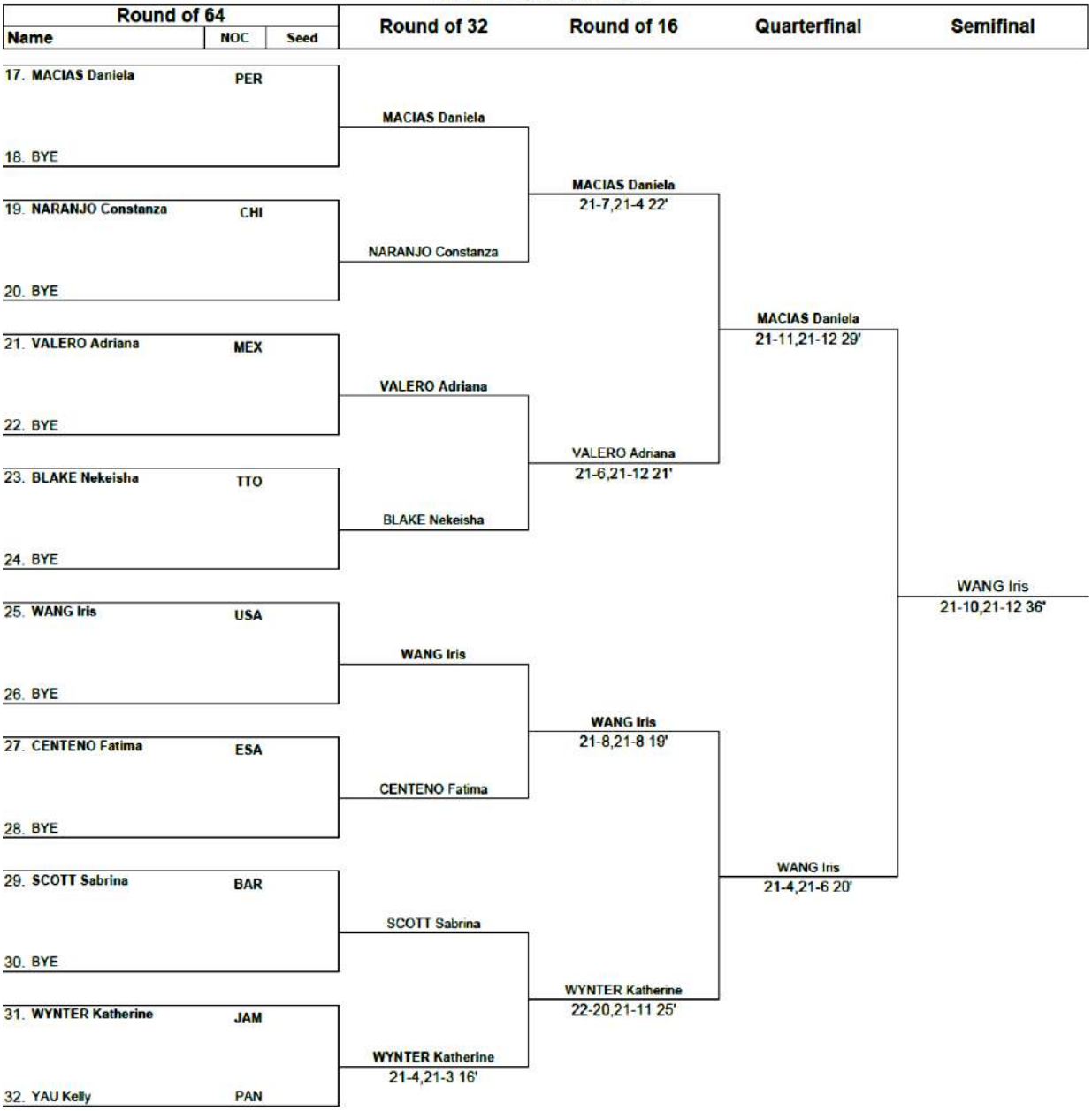

Polideportivo 3
Villa Deportiva Nacional

Bádminton
Badminton
Individual Femenino
Women's Singles

Árbol de resultados

Results Bracket

As of FRI 2 AUG 2019 at 15:47

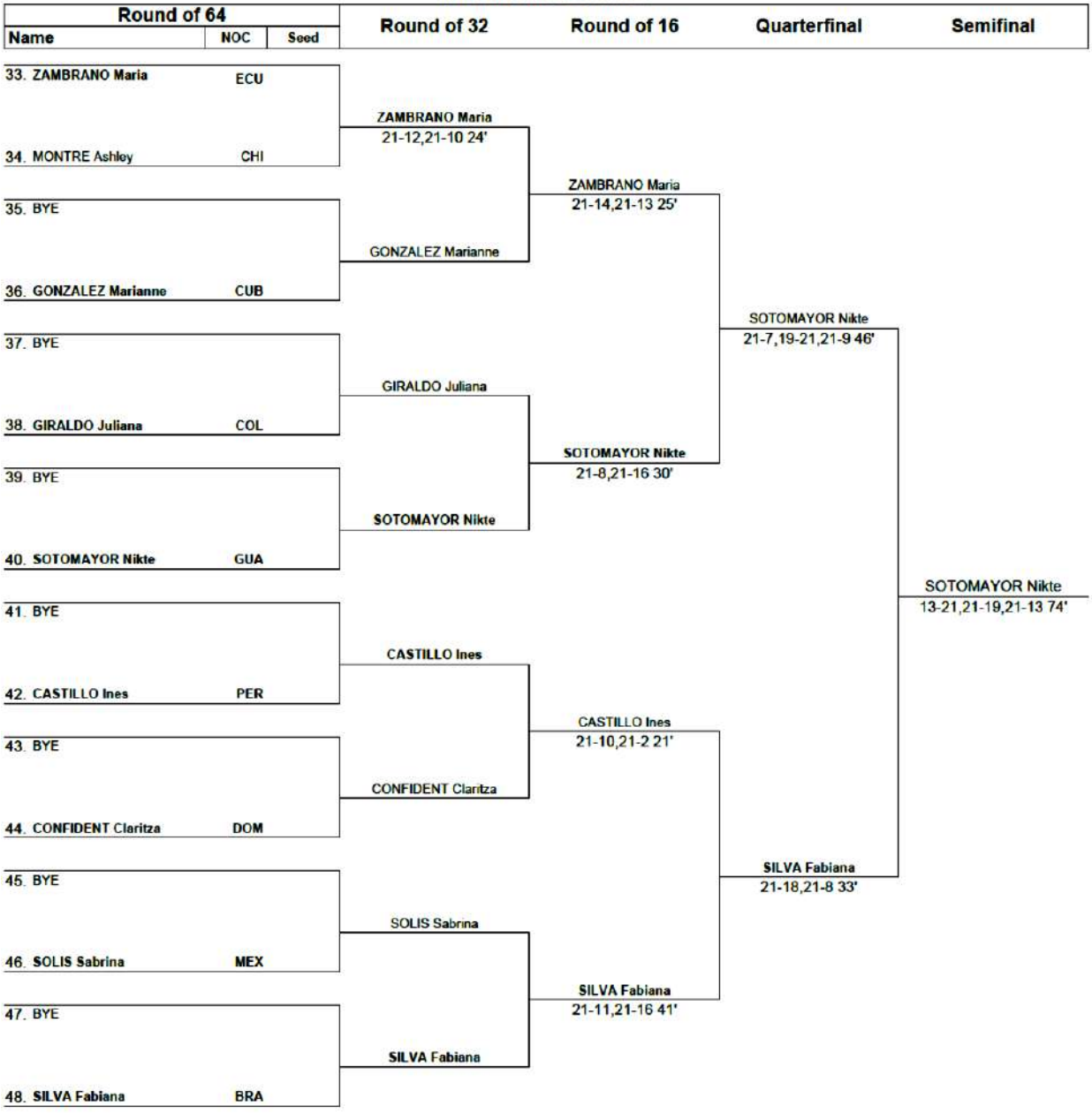

Polideportivo 3
Villa Deportiva Nacional

Bádminton
Badminton
Individual Femenino
Women's Singles

Árbol de resultados

Results Bracket

As of FRI 2 AUG 2019 at 15:47





Polideportivo 3
Villa Deportiva Nacional

Bádminton
Badminton
Individual Femenino
Women's Singles



Árbol de resultados

Results Bracket

As of FRI 2 AUG 2019 at 15:47

Semifinal			Final
Name	**Nation**	**Seed**	

1. Michelle LI	CAN	Michelle LI 2:0 21-10,21-5 32'	**Gold Medal** Michelle LI 2 : 0 21-11,21-19 35'
2. WANG Iris	USA		
3. SOTOMAYOR Nikte	GUA	HONDERICH Rachel 2:0 21-8,21-10 35'	
4. HONDERICH Rachel	CAN		

Doble Femenino





Polideportivo 3
Villa Deportiva Nacional

Bádminton
Badminton
Dobles Femenino
Women's Doubles



Árbol de resultados

Results Bracket

As of FRI 2 AUG 2019 at 11:43

Round of 16			Quarterfinal	Semifinal	Final
HONDERICH Rachel / **TSAI Kristen**	**CAN**				
BYE			HONDERICH R/TSAI K		
LA TORRE Paula / **CASTILLO Ines**	**PER**			HONDERICH R/TSAI K 21-3,21-3 27'	
SCOTT Sabrina / WILLIAMS Tamisha	BAR		LA TORRE P/CASTILLO I 21-12,21-12 23'		
MONTRE Ashley / **NARANJO Constanza**	**CHI**				HONDERICH R/TSAI K 21-5,21-8 23'
BYE			MONTRE A/NARANJO C		
SOTOMAYOR Nikte / CORLETO Diana	GUA			FABIANA/T SANTOS 21-7,21-13 25'	
SILVA Fabiana / **SANTOS TAMIRES**	**BRA**		FABIANA/T SANTOS 14-21,22-20,21-16 58'		
OROPESA Taymara / **ORTÍZ Yelly**	**CUB**				**Gold Medal**
WYNTER Katherine / RICHARDSON Tahlia	JAM		OROPESA T/ORTÍZ Y 21-13,21-11 24'		HONDERICH R/TSAI K 21-10,21-9 35'
GAITAN Haramara / VALERO Adriana	MEX			CHEN K/HSU J 21-16,21-15 30'	
CHEN Kuei-Ya / **HSU Jamie**	**USA**		CHEN K/HSU J 21-18,21-16 35'		
JIMENEZ Nairoby / POLANCO Bermary	DOM				CHEN K/HSU J 17-21,21-12,21-18 55'
Jaqueline LIMA / **SAMIA LIMA**	**BRA**		JAQUELINE/SAMIA 21-13,21-23,21-18 45'		
BYE				JAQUELINE/SAMIA 15-21,21-15,24-22 66'	
MACIAS Daniela / **NISHIMURA Danica**	**PER**		MACIAS D/NISHIMURA D		

Leyenda:
WD Women's Doubles

Doble Masculino

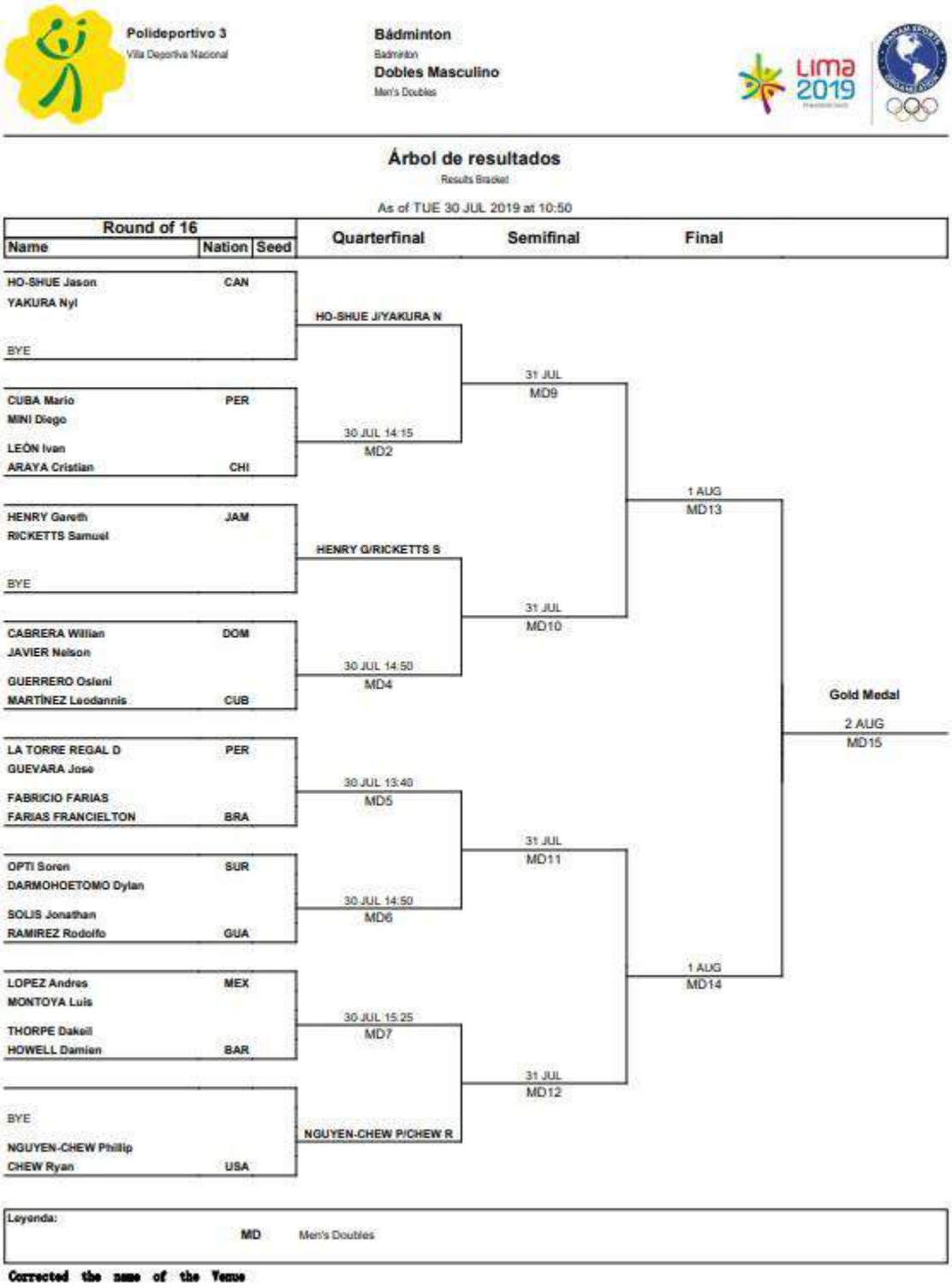

Doble Mixto

POLIDEPORTIVO 3
VILLA DEPORTIVA NACIONAL

29 JUL 2019
Start Time 17:00

Bádminton
Badminton
Dobles Mixtos
Mixed Doubles

Round of 32,Match 7

Resultado del partido
Match Result
As of MON 29 JUL 2019

REVISED
29 JUL 19 10

ARAYA C/NARANJO C(CHI) **VS** **JAVIER N/JIMENEZ N(DOM)**

19-21, 15-21

Corte: 2 **Número de partido:** XD7

Nombre	Nation Code	Preselección	Partido	Juego1	Juego2	Juego3
ARAYA C/NARANJO C	CHI		0	19	15	
JAVIER N/JIMENEZ N	**DOM**		**2**	**21**	**21**	
		Duration* (minutes)	24	13	11	
		Longest rally (seconds)	65	63	65	
		Average rally (seconds)	18	16	17	
		Shuttles used	6	4	2	

Arbitro: BANH K (USA) **Juez de servicio:** ALVARADO M (PER)

	ARAYA C/NARANJO C			**JAVIER N/JIMENEZ N**		
	Juego 1	Juego 2	Juego 3	Juego 1	Juego 2	Juego 3
Total puntos jugados	40	36		40	36	
Total puntos ganados	19	15		21	21	
Puntos de partido					2	
Puntos de juego				2		
Penaltys, tarjeta Amarilla/Roja/Negra (marcador)						

| | | | | | |

POLIDEPORTIVO 3
VILLA DEPORTIVA NACIONAL

30 JUL 2019
Start Time 09:00

Bádminton
Badminton
Dobles Mixtos
Mixed Doubles

Round of 16,Match 4

Resultado del partido
Match Result
As of TUE 30 JUL 2019

JAVIER N/JIMENEZ N(DOM) vs THORPE D/WILLIAMS T(BAR)

21-16, 21-12

Corte: 3 **Número de partido:** XD20

Nombre	Nation Code	Preselección	Partido	Juego1	Juego2	Juego3
JAVIER N/JIMENEZ N	**DOM**		**2**	**21**	**21**	
THORPE D/WILLIAMS T	BAR		0	16	12	
		Duration* (minutes)	21	11	10	
		Longest rally (seconds)	64	62	64	
		Average rally (seconds)	18	15	16	
		Shuttles used	5	3	2	

Arbitro: CLARKE J (JAM)
Juez de servicio: GARCIA B (PER)

	JAVIER N/JIMENEZ N			THORPE D/WILLIAMS T		
	Juego 1	Juego 2	Juego 3	Juego 1	Juego 2	Juego 3
Total puntos jugados	37	33		37	33	
Total puntos ganados	21	21		16	12	
Puntos de partido		2				
Puntos de juego	1					
Penaltys, tarjeta Amarilla/Roja/Negra (marcador)						

| | | | | | |



Polideportivo 3
Villa Deportiva Nacional

Bádminton
Badminton
Dobles Mixtos
Mixed Doubles

Árbol de resultados

Results Bracket

As of FRI 2 AUG 2019 at 17:05

Round of 32			Round of 16	Quarterfinal	Semifinal	Final	
Name	Nation	Seed					
HURLBURT-YU J/WU J	CAN		HURLBURT-YU J/WU J				
BYE				HURLBURT-YU J/WU J 2:0 21-9,21-8 18'			
BAQUE A/ZAMBRANO M	ECU		BAQUE A/ZAMBRANO M 2:0 21-11,21-7 22'				
SEIXAS K/YAU K	PAN				HURLBURT-YU J/WU J 2:0 21-16,21-19 27'		
MACIAS D/CUBA M	PER		CHEW R/CHEN K 2:0 21-17,21-17 33'				
CHEW R/CHEN K	USA			GAITAN H/MUNOZ L 2:1 19-21,21-18,24-22 53'			
WYNTER K/HENRY G	JAM		GAITAN H/MUNOZ L 2:0 21-16,21-13 25'				
GAITAN H/MUNOZ L	MEX					HURLBURT-YU J/WU J 2:1 20-22,21-17,21-13 46'	
FARIAS F/JAQUELINE	BRA		FARIAS F/JAQUELINE				
BYE				FARIAS F/JAQUELINE 2:0 21-17,21-17 26'			
MARTÍNEZ L/ORTÍZ Y	CUB		MARTÍNEZ L/ORTÍZ Y 2:0 21-8,21-14 21'				
RAMDHANI N/RAMDHANI P	GUY				FARIAS F/JAQUELINE 2:0 21-8,21-19 24'		
ARAYA C/NARANJO C	CHI		JAVIER N/JIMENEZ N 2:0 21-19,21-15 24'				
JAVIER N/JIMENEZ N	DOM			JAVIER N/JIMENEZ N 2:0 21-16,21-12 21'			
THORPE D/WILLIAMS T	BAR		THORPE D/WILLIAMS T 2:0 21-13,21-10 21'				Gold Medal
CAVALLOTTI G/VILLALOBOS L	CRC						HURLBURT-YU J/WU J 2 : 1 18-21,21-12,21-15 41'
CANJURA U/CENTENO F	ESA		SOLIS J/CORLETO D 2:0 21-15,21-11 24'				
SOLIS J/CORLETO D	GUA			GUERRERO O/OROPESA T 2:0 21-13,21-10 24'			
GUERRERO O/OROPESA T	CUB		GUERRERO O/OROPESA T 2:0 21-7,21-10 18'				
HOWELL D/SCOTT S	BAR				YAKURA N/TSAI K 2:0 21-10,21-14 28'		
A.POMOCENO/FABIANA	BRA		A.POMOCENO/FABIANA 2:0 21-9,21-17 27'				
RICKETTS S/RICHARDSON T	JAM			YAKURA N/TSAI K 2:0 21-11,21-10 24'			
BYE			YAKURA N/TSAI K				
YAKURA N/TSAI K	CAN					YAKURA N/TSAI K 2:0 21-15,21-15 34'	
BRITO C/POLANCO B	DOM		SOLIS S/LOPEZ A 2:0 21-14,25-23 32'				
SOLIS S/LOPEZ A	MEX			NISHIMURA D/MINI D 2:0 21-10,21-18 28'			
NISHIMURA D/MINI D	PER		NISHIMURA D/MINI D 2:0 21-16,21-11 26'				
GUALDI I/OLIVA N	ARG				SHU H/OBANANA P 2:1 20-22,21-12,21-16 55'		
LEÓN I/MONTRE A	CHI		LEÓN I/MONTRE A 2:0 21-18,21-12 25'				
BARRIOS F/SANCHEZ T	VEN			SHU H/OBANANA P 2:1 17-21,21-14,21-11 42'			
BYE			SHU H/OBANANA P				
SHU H/OBANANA P	USA						

Leyenda:

XD Mixed Doubles

Equipo de Bádminton de la República Dominicana





BALONCESTO MASCULINO

Delegación de Baloncesto Masculino

Nombre	Función
Adris Geraldo de León Jiménez	Atleta
Dagoberto Miguel Peña Rincón	Atleta
Eloy Antonio Camacho Vargas	Atleta
Gelvis Andrés Solano Paulino	Atleta
Luis David Montero Carrasco	Atleta
Marques Townes	Atleta
Sadiel Antonio Luciano Rojas Thompson	Atleta
Lionel Junior Figueroa	Atleta
Brandone Edward Francis Ramírez	Atleta
Brayan Manuel Almonte Martínez	Atleta
Juan Miguel Suero	Atleta
Luis Alfredo Santos	Atleta
Santiago Alfaro	**Asistente**
Junior Alexander Páez Atez	**Delegado**
Melvin Miedlop López Guillén	**Entrenador**
Néstor Rafael García	**Entrenador**
Daniel Alejandro Seoane Adolph	**Entrenador**
Néstor David Díaz Enrique	**Entrenador**
Elieser Luvin Ribai	**Entrenador**

Calendario de competencia Baloncesto



COLISEO EDUARDO DIBÓS
EDUARDO DIBOS COLISEUM

BALONCESTO
BASKETBALL

MASCULINO
MEN'S





HORARIO DE COMPETENCIA As of 3 AUG 2019

COMPETITION SCHEDULE

Date	Start Time	Estimated Finish Time	Teams	Phase	Game No.	Location
WED 31 JUL	10:30	12:15	USA vs ISV	Preliminary Round Pool A	1	Eduardo Dibos C.
	13:30	15:15	PUR vs VEN	Preliminary Round Pool A	2	Eduardo Dibos C.
	18:00	19:45	ARG vs URU	Preliminary Round Pool B	3	Eduardo Dibos C.
	21:00	22:45	MEX vs DOM	Preliminary Round Pool B	4	Eduardo Dibos C.
THU 01 AUG	10:30	12:15	PUR vs ISV	Preliminary Round Pool A	5	Eduardo Dibos C.
	13:30	15:15	DOM vs ARG	Preliminary Round Pool B	6	Eduardo Dibos C.
	18:00	19:45	MEX vs URU	Preliminary Round Pool B	7	Eduardo Dibos C.
	21:00	22:45	VEN vs USA	Preliminary Round Pool A	8	Eduardo Dibos C.
FRI 02 AUG	10:30	12:15	URU vs DOM	Preliminary Round Pool B	9	Eduardo Dibos C.
	13:30	15:15	MEX vs ARG	Preliminary Round Pool B	10	Eduardo Dibos C.
	18:00	19:45	ISV vs VEN	Preliminary Round Pool A	11	Eduardo Dibos C.
	21:00	22:45	PUR vs USA	Preliminary Round Pool A	12	Eduardo Dibos C.
SAT 03 AUG	10:30	12:15	ISV vs MEX	Places 7th-8th	13	Eduardo Dibos C.
	13:30	15:15	VEN vs URU	Places 5th-6th	14	Eduardo Dibos C.
	18:00	19:45	PUR vs DOM	Semifinal	15	Eduardo Dibos C.
	21:00	22:45	ARG vs USA	Semifinal	16	Eduardo Dibos C.
SUN 04 AUG	18:00	19:45	DOM vs USA	Bronze Medal	17	Eduardo Dibos C.
	21:00	22:45	PUR vs ARG	Gold Medal	18	Eduardo Dibos C.

RESULTADOS
RESULTS

MEX 61 vs 65 DOM
(6:20,13:13,22:14,14:8,6:10)

Referee: VAZQUEZ Jorge (PUR) **Commissioner:** BROWN Frederick (BAH)

Umpires: GARCIA Daniel (VEN); CRUSE Tiara (USA)

Scoring by 5 min intervals:	Q1		Q2		Q3		Q4		OT1
MEX	2	6	13	19	33	41	46	55	61
DOM	13	20	27	33	35	47	49	55	65

MEX - MEXICO

No.	Name	MIN	Field Goals		2 Points		3 Points		Free Throws		Rebounds			AS	TO	ST	BS	PF	FD	+/-	PTS
			M/A	%	M/A	%	M/A	%	M/A	%	OR	DR	TOT								
*1	MACHADO Jonatan	29:00	2/2	100	2/2	100					1	7	8		1	1		2			4
*2	ESTRADA José	32:46	6/17	35	6/16	38	0/1	0	6/10	60				5	6	2		4	8	2	18
*5	WILLIS Diego	31:45	4/12	33	3/4	75	1/8	13			1	2	3		3	1		1	4	-1	9
*7	ZESATI José	23:02	2/6	33	0/1	0	2/5	40				1	1			1		5	1	7	6
10	GIRON Eduardo	5:07							0/2	0									1	-2	
11	JAQUEZ JR Jaime	12:32	1/3	33	1/3	33			0/2	0		3	3		1			2	2	-5	2
13	URRUTIA Bryan	18:52	2/3	67	2/2	100	0/1	0				1	1		1	1		2	2	-6	4
14	VELIS Uriel	8:59	1/3	33	1/3	33					1	2	3		2			1		-3	2
15	CAMACHO Jorge	21:07	1/2	50	0/1	0	1/1	100	3/4	75	1	4	5	2	1	1		2	5	-2	6
17	REYNA Alejandro	DNP																			
*25	GUTIERREZ Jose (C)	30:10	3/7	43	3/7	43			2/2	100	1	8	9		4			1	1	-4	8
36	TOSTADO Alejandro	11:24	1/4	25	1/2	50	0/2	0				1	1		1					-6	2
	Team/Coach											2	2								
	Totals		23/59	39	19/41	46	4/18	22	11/20	55	5	31	36	7	20	7		20	24	-4	61

Coach	DENIZ Ivan
Assistant Coach	GUILLEN Ronald

DOM - DOMINICAN REPUBLIC

No.	Name	MIN	Field Goals		2 Points		3 Points		Free Throws		Rebounds			AS	TO	ST	BS	PF	FD	+/-	PTS
			M/A	%	M/A	%	M/A	%	M/A	%	OR	DR	TOT								
0	FRANCIS Brandone	6:27	0/1	0			0/1	0				3	3		1					2	
1	PEÑA Dagoberto	16:44	2/3	67	2/2	100	0/1	0				3	3	1	3	1				-2	4
3	FIGUEROA Lionel	23:06	4/11	36	2/4	50	2/7	29				2	2		1	3		2	1	2	10
*4	SOLANO Gelvis	31:34	3/8	38	3/4	75	0/4	0	3/4	75	1	3	4	1	2	2		3	5	14	9
*7	ROJAS Sadiel	25:18	4/11	36	2/6	33	2/5	40	3/3	100		2	2			2		4	3	5	13
8	TOWNES Marques	10:36	1/3	33	1/2	50	0/1	0			2		2	1	3	1				-6	2
*9	SUERO Juan	18:17	4/6	67	3/4	75	1/2	50	4/8	50		2	2		2			3	5	5	13
10	DE LEON Adris	15:55	0/6	0	0/1	0	0/5	0	0/3	0								2	1	-10	
*11	CAMACHO Eloy (C)	25:22	0/6	0	0/6	0			5/6	83	1	5	6	1	3			5	3	1	5
15	MARTINEZ Brayan	10:34	0/1	0			0/1	0										1	1	-3	
40	SANTOS Luis	17:07	1/4	25	1/3	33	0/1	0			1	5	6		1	2		3		6	2
*44	MONTERO Luis	24:00	3/5	60	2/4	50	1/1	100			2	1	3					1	1	6	7
	Team/Coach											4	4		2						
	Totals		22/65	34	16/36	44	6/29	21	15/24	63	7	30	37	4	18	11		24	20	4	65

Coach	GARCIA Nestor
Assistant Coach	LOPEZ Melvin

	MEX	DOM
Points from Turnovers	6	16
Points in the Paint	36	30
Second Chance Points	4	4
Fast Break Points	2	7
Bench Points	16	18

	MEX	DOM
Biggest Lead	1	18
Biggest Scoring Run	10-0(33-34)	9-0(0-9)
Lead Changes	6	
Times Tied	4	
Time Leading	01:45	40:49

Legend:

%	Shooting Percentage	(C)	Captain	*	Starters	+/-	Plus-Minus
AS	Assists	BS	Blocked Shots	DNP	Did Not Play	DR	Defensive Rebounds
FD	Fouls Drawn	M/A	Made/Attempts	MIN	Minutes Played	No.	Uniform Number
OR	Offensive Rebounds	OTx	Overtime	PF	Fouls	PTS	Points
Qx	Quarter Time	ST	Steals	TO	Turnovers	TOT	Total Rebounds

RESULTADOS
RESULTS

DOM 97 vs 102 ARG
(18:21,19:22,18:23,32:21,10:15)

Referee: VAZQUEZ Luis (PUR) **Commissioner:** VASQUEZ Patricio (CHI)

Umpires: ANDERSON Steven (USA); GARCIA Daniel (VEN)

Scoring by 5 min intervals:	Q1		Q2		Q3		Q4		OT1
DOM	10	18	31	37	43	55	70	87	97
ARG	8	21	26	43	52	66	67	87	102

DOM - DOMINICAN REPUBLIC

No.	Name	MIN	Field Goals		2 Points		3 Points		Free Throws		Rebounds			AS	TO	ST	BS	PF	FD	+/-	PTS
			M/A	%	M/A	%	M/A	%	M/A	%	OR	DR	TOT								
0	FRANCIS Brandone	6:48										1	1					1		5	
1	PEÑA Dagoberto	18:38	3/8	38	2/4	50	1/4	25	1/1	100		2	2	2	2	1		2	2	4	8
3	FIGUEROA Lionel	11:22	0/2	0	0/1	0	0/1	0										4	1	-6	
*4	SOLANO Gelvis	21:15	4/8	50	3/6	50	1/2	50	3/5	60					4			5	5	-3	12
*7	ROJAS Sadiel	27:47	2/5	40	2/4	50	0/1	0	4/4	100		1	1		1			5	5	-1	8
8	TOWNES Marques	7:03	0/2	0	0/1	0	0/1	0			1	1	2	1	1			2		-6	
*9	SUERO Juan	26:38	5/8	63	5/8	63			4/8	50	3	1	4	2	1	3		3	5	5	14
10	DE LEON Adris	28:22	8/12	67	5/7	71	3/5	60	2/2	100		1	1	2	1	2		4	3	1	21
*11	VARGAS Eloy (C)	25:32	5/9	56	5/9	56			9/10	90	2	4	6		2	2	1	3	6	-19	19
15	MARTINEZ Brayan	0:26																		-2	
40	SANTOS Luis	16:52	1/3	33	1/2	50	0/1	0	1/2	50		4	4	2	2	2	1	5	1	22	3
*44	MONTERO Luis	34:17	4/10	40	4/7	57	0/3	0	4/4	100	1	7	8	3	3	2	1	4	3	-25	12
	Team/Coach											1	1					1			
	Totals		32/67	48	27/49	55	5/18	28	28/36	78	7	23	30	12	17	12	3	39	31	-5	97

Coach	GARCIA Nestor
Assistant Coach	LOPEZ Melvin

ARG - ARGENTINA

No.	Name	MIN	Field Goals		2 Points		3 Points		Free Throws		Rebounds			AS	TO	ST	BS	PF	FD	+/-	PTS
			M/A	%	M/A	%	M/A	%	M/A	%	OR	DR	TOT								
1	CAFFARO Agustin	12:34	2/2	100	1/1	100	1/1	100										3		8	5
*3	VILDOZA Luca	23:41	4/7	57	2/3	67	2/4	50	2/2	100		1	1		2			3	2	4	12
*4	SCOLA Luis (C)	19:40	2/9	22	1/7	14	1/2	50				3	3	2	5			5	2	-7	5
*7	CAMPAZZO Facundo	40:13	2/6	33	2/4	50	0/2	0	13/14	93		6	6	7	5	1		2	13	8	17
8	LAPROVITTOLA Nicolas	19:33	2/4	50	1/1	100	1/3	33	4/6	67		1	1		3			5	4	-2	9
9	BRUSSINO Nicolas	31:15	3/7	43	1/2	50	2/5	40	3/3	100		4	4	1	2	1		4	2	4	11
10	FJELLERUP Maximo	DNP																			
*12	DELIA Marcos	15:25	3/3	100	3/3	100			2/2	100	1	2	3	1		1		3	1	3	8
14	DECK Gabriel	33:15	8/13	62	8/13	62			8/15	53	1	5	6	1	2	3		3	8	3	24
25	REDIVO Lucio	DNP																			
*29	GARINO Patricio	26:35	2/4	50	2/3	67	0/1	0	4/4	100		2	2	1	1	2		3	3	6	8
83	GALLIZZI Tayavek	2:49	1/1	100			1/1	100										1	2	-2	3
	Team/Coach											1	1					1			
	Totals		29/56	52	21/37	57	8/19	42	36/46	78	2	25	27	13	20	8		33	37	5	102

Coach	HERNANDES Sergio
Assistant Coach	SANTANDER Silvio

	DOM	ARG
Points from Turnovers	18	19
Points in the Paint	46	40
Second Chance Points	7	2
Fast Break Points	6	0
Bench Points	32	52

	DOM	ARG
Biggest Lead	7	12
Biggest Scoring Run	15-0(70-66)	9-0(37-48)
Lead Changes	9	
Times Tied	8	
Time Leading	14:47	26:25

Legend:

%	Shooting Percentage	**(C)**	Captain	*	Starters	**+/-**	Plus-Minus
AS	Assists	**BS**	Blocked Shots	**DNP**	Did Not Play	**DR**	Defensive Rebounds
FD	Fouls Drawn	**M/A**	Made/Attempts	**MIN**	Minutes Played	**No.**	Uniform Number
OR	Offensive Rebounds	**OTx**	Overtime	**PF**	Fouls	**PTS**	Points
Qx	Quarter Time	**ST**	Steals	**TO**	Turnovers	**TOT**	Total Rebounds

RESULTADOS
RESULTS

URU 57 vs 83 DOM
(19:15,12:20,12:19,14:29)

Referee: VAZQUEZ Jorge (PUR) **Commissioner:** VASQUEZ Patricio (CHI)

Umpires: ANDERSON Steven (USA); ANAYA Julio (PAN)

Scoring by 5 min intervals:	Q1		Q2		Q3		Q4	
URU	7	19	25	31	31	43	51	57
DOM	6	15	28	35	45	54	67	83

URU - URUGUAY

No.	Name	MIN	Field Goals		2 Points		3 Points		Free Throws		Rebounds			AS	TO	ST	BS	PF	FD	+/-	PTS
			M/A	%	M/A	%	M/A	%	M/A	%	OR	DR	TOT								
*1	RODRIGUEZ Joaquin	25:41	3/7	43	1/3	33	2/4	50	1/1	100		1	1	2	2			3	1	-13	9
4	BARRERA Bernardo	0:59																		-2	
5	DUCASSE Juan	7:14										1	1					1		-7	
9	VESCOVI Santiago	22:48	2/7	29	1/4	25	1/3	33	3/4	75		1	1	1	1			1	5	-16	8
*10	MOGLIA Santiago	27:09	3/6	50	1/1	100	2/5	40	1/1	100	1	1	2						1	-9	9
11	CACERES Hernando	0:59	0/1	0	0/1	0														-2	
12	TROCKI Uriel	4:49	0/1	0	0/1	0			2/2	100	1		1						1	-1	2
13	SANTISO Juan	15:24	1/3	33	1/1	100	0/2	0	1/2	50		3	3		2			2	2	-22	3
*14	BORSELLINO Nicolas	23:50	2/5	40	2/5	40			0/2	0		2	2	2	1	1		1	2	-6	4
*21	PARODI Luciano (C)	22:01	3/9	33	2/4	50	1/5	20	2/2	100		3	3	5	7			2	4	-5	9
*33	WACHSMANN Kiril	27:00	4/6	67	4/6	67			1/4	25	4	9	13		3			1	2	-20	9
42	ROJAS Martin	22:06	2/6	33	2/5	40	0/1	0			1	1	2					3	1	-27	4
	Team/Coach											3	3								
	Totals		20/51	39	14/31	45	6/20	30	11/18	61	7	25	32	10	16	1		14	19	-26	57
Coach	KOGAN Edgardo																				
Assistant Coach	ISIS Esteban																				

DOM - DOMINICAN REPUBLIC

No.	Name	MIN	Field Goals		2 Points		3 Points		Free Throws		Rebounds			AS	TO	ST	BS	PF	FD	+/-	PTS
			M/A	%	M/A	%	M/A	%	M/A	%	OR	DR	TOT								
0	FRANCIS Brandone	1:50																		-4	
1	PEÑA Dagoberto	26:21	3/8	38	1/2	50	2/6	33	1/1	100		2	2	2	3			1	2	29	9
3	FIGUEROA Lionel	21:41	7/8	88	5/6	83	2/2	100			1		1	1		1		2	2	16	16
*4	SOLANO Gelvis	19:19	2/7	29	1/4	25	1/3	33						9		3		3		17	5
*7	ROJAS Sadiel	22:53	2/6	33	1/3	33	1/3	33	2/2	100	2	3	5	1		1		4	2	18	7
8	TOWNES Marques	10:36	2/3	67	2/3	67					1	1	2	1						9	4
*9	SUERO Juan	21:21	6/10	60	6/10	60			1/1	100	1	2	3			1		2	2	10	13
10	DE LEON Adris	15:42	1/5	20	1/3	33	0/2	0	1/1	100				3		1		2	4	4	3
*11	VARGAS Eloy (C)	25:51	5/8	63	5/8	63			2/3	67		5	5			1	1	1	1	14	12
15	MARTINEZ Brayan	2:59										1	1	1	1			3		1	
40	SANTOS Luis	14:06	3/4	75	3/3	100	0/1	0							2	1	1	1		10	6
*44	MONTERO Luis	17:21	3/7	43	1/4	25	2/3	67			1	3	4			1	1	2		6	8
	Team/Coach											2	2								
	Totals		34/66	52	26/46	57	8/20	40	7/8	88	6	19	25	18	6	10	3	21	13	26	83
Coach	GARCIA Nestor																				
Assistant Coach	LOPEZ Melvin																				

	URU	DOM
Points from Turnovers	3	15
Points in the Paint	20	46
Second Chance Points	2	8
Fast Break Points	2	0
Bench Points	17	38

	URU	DOM
Biggest Lead	8	26
Biggest Scoring Run	8-0(53-67)	10-0(25-33)
Lead Changes	3	
Times Tied	3	
Time Leading	12:58	25:30

Legend:

%	Shooting Percentage	(C)	Captain	*	Starters	+/-	Plus-Minus
AS	Assists	BS	Blocked Shots	DR	Defensive Rebounds	FD	Fouls Drawn
M/A	Made/Attempts	MIN	Minutes Played	No.	Uniform Number	OR	Offensive Rebounds
OTx	Overtime	PF	Fouls	PTS	Points	Qx	Quarter Time
ST	Steals	TO	Turnovers	TOT	Total Rebounds		

RONDA PRELIMINAR - COMPARATIVA DE PUESTOS As of 2 AUG 2019

PRELIMINARY ROUND - COMPARATIVE RANKING

Pool A							Games			Points		Class.
Rank	YRank		PUR	USA	VEN	ISV	Played	Won	Lost	For	Against	Points
1	2	PUR		87-84	73-64	101-89	3	3	0	261	237	6
2	1	USA	84-87		70-53	119-84	3	2	1	273	224	5
3	3	VEN	64-73	53-70		87-84	3	1	2	204	227	4
4	4	ISV	89-101	84-119	84-87		3	0	3	257	307	3

Pool B							Games			Points		Class.
Rank	YRank		ARG	DOM	URU	MEX	Played	Won	Lost	For	Against	Points
1	1	ARG		102-97	102-65	64-72	3	2	1	268	234	5
2	2	DOM	97-102		83-57	65-61	3	2	1	245	220	5
3	3	URU	65-102	57-83		72-61	3	1	2	194	246	4
4	4	MEX	72-64	61-65	61-72		3	1	2	194	201	4

ESTADÍSTICAS POR EQUIPOS As of 4 AUG 2019

OVERALL TEAM STATISTICS

Team	GP		Field Goals		2 Points		3 Points		Free Throws		Rebounds			AS	TO	ST	BS	PF	FD	PTS	PPG
			M/A	%	M/A	%	M/A	%	M/A	%	OR	DR	TOT								
ARG	5	For	165/332	50	121/202	60	44/130	34	92/112	82	33	139	172	73	67	33	15	107	108	466	93.2
		Agn	135/338	40	113/236	48	22/102	22	83/108	77	44	114	158	49	78	36	6	111	104	375	75.0
DOM	5	For	136/325	42	103/208	50	33/117	28	86/117	74	38	117	155	46	67	49	8	127	104	391	78.2
		Agn	124/277	45	92/188	49	32/89	36	97/130	75	23	145	168	48	90	27	3	109	122	377	75.4
ISV	4	For	119/254	47	92/180	51	27/74	36	73/104	70	28	89	117	44	54	17	7	78	85	338	84.5
		Agn	137/286	48	92/172	53	45/114	39	80/102	78	52	98	150	42	50	23	16	85	76	399	99.8
MEX	4	For	112/254	44	87/174	50	25/80	31	37/50	74	30	105	135	26	73	28	4	76	69	286	71.5
		Agn	102/253	40	74/148	50	28/105	27	50/73	68	24	96	120	35	63	32	7	69	76	282	70.5
PUR	5	For	134/306	44	109/216	50	25/90	28	99/118	84	39	146	185	52	70	22	7	98	106	392	78.4
		Agn	133/322	41	92/183	50	41/139	29	77/104	74	46	119	165	53	66	23	11	109	95	384	76.8
URU	4	For	94/242	39	61/144	42	33/98	34	41/65	63	29	84	113	39	55	25	2	67	79	262	65.5
		Agn	128/253	51	93/160	58	35/93	38	33/41	80	26	101	127	44	43	28	12	81	65	324	81.0
USA	5	For	154/328	47	110/198	56	44/130	34	88/122	72	38	135	173	44	68	30	11	103	101	440	88.0
		Agn	148/331	45	110/210	52	38/121	31	87/112	78	30	130	160	66	63	35	5	106	98	421	84.2
VEN	4	For	96/252	38	63/132	48	33/120	28	57/77	74	41	99	140	44	53	20	10	90	74	282	70.5
		Agn	103/233	44	80/157	51	23/76	30	66/95	69	31	111	142	31	54	20	4	76	90	295	73.8
Totals	18		1010/2293	44	746/1454	51	264/839	31	573/765	75	276	914	1190	368	507	224	64	746	726	2857	158.7
Avg. per Game			56/127		41/81		15/47		32/43		15	52	66	20	28	12	5	41	40	158.7	

ESTADISTICAS INDIVIDUALES As of 4 AUG 2019

INDIVIDUAL STATISTICS

TOTAL FIELD GOALS % (8 attempts/game minimum)

Rk	Name	Team	GP	M/A	%
1	DECK G	ARG	5	39/58	67.2
2	SMITH L	ISV	4	22/33	66.7
3	COLLIER D	PUR	5	28/47	59.6
4	HODGE W	ISV	4	26/47	55.3
5	SUERO J	DOM	5	21/41	51.2
6	DIALLO A	USA	5	28/55	50.9
7	COLMENARES N	VEN	4	20/41	48.8
8	POWELL M	USA	5	26/54	48.1
9	SCOLA L	ARG	4	24/51	47.1
10	ESTRADA J	MEX	4	24/54	44.4

2 POINTS FIELD GOALS % (6 attempts/game minimum)

Rk	Name	Team	GP	M/A	%
1	DECK G	ARG	5	37/53	69.8
2	SMITH L	ISV	4	22/33	66.7
3	POWELL M	USA	5	19/31	61.3
4	COLLIER D	PUR	5	27/45	60.0
5	SUERO J	DOM	5	20/36	55.6
6	SCOLA L	ARG	4	20/37	54.1
7	DIALLO A	USA	5	24/45	53.3
8	COLMENARES N	VEN	4	15/30	50.0
9	ESTRADA J	MEX	4	24/50	48.0
10	ASKA I	ISV	4	19/41	46.3

3 POINTS FIELD GOALS % (2 attempts/game minimum)

Rk	Name	Team	GP	M/A	%
1	HODGE W	ISV	4	14/21	66.7
2	ROJAS M	URU	4	5/8	62.5
3	CAMACHO J	MEX	4	5/9	55.6
4	DUKE JR D	USA	5	6/12	50.0
5	COLMENARES N	VEN	4	5/11	45.5
6	MACHADO J	MEX	4	4/9	44.4
6	REDIVO L	ARG	3	4/9	44.4
8	ZESATI J	MEX	4	13/31	41.9
9	DIALLO A	USA	5	4/10	40.0
10	SOSA I	PUR	5	10/26	38.5

FREE THROWS % (3 attempts/game minimum)

Rk	Name	Team	GP	M/A	%
1	CAMPAZZO F	ARG	4	17/18	94.4
2	CAMACHO J	MEX	4	13/14	92.9
3	HODGE W	ISV	4	22/24	91.7
4	SANTIAGO JR B	PUR	5	21/23	91.3
5	COLLIER D	PUR	5	16/18	88.9
6	SCOLA L	ARG	4	15/17	88.2
7	POWELL M	USA	5	14/16	87.5
8	CARRERA M	VEN	4	13/15	86.7
8	ROJAS S	DOM	5	13/15	86.7
10	VARGAS E	DOM	5	21/25	84.0

TOTAL FIELD GOALS MADE

Rk	Name	Team	GP	Total	Avg
1	DECK G	ARG	5	39	7.8
2	HODGE W	ISV	4	26	6.5
3	ESTRADA J	MEX	4	24	6.0
3	SCOLA L	ARG	4	24	6.0
5	COLLIER D	PUR	5	28	5.6
5	DIALLO A	USA	5	28	5.6
7	SMITH L	ISV	4	22	5.5
8	MILLIGAN G	ISV	4	21	5.3
9	POWELL M	USA	5	26	5.2
10	COLMENARES N	VEN	4	20	5.0

2 POINTS FIELD GOALS MADE

Rk	Name	Team	GP	Total	Avg
1	DECK G	ARG	5	37	7.4
2	ESTRADA J	MEX	4	24	6.0
3	SMITH L	ISV	4	22	5.5
4	COLLIER D	PUR	5	27	5.4
5	SCOLA L	ARG	4	20	5.0
6	DIALLO A	USA	5	24	4.8
7	ASKA I	ISV	4	19	4.8
8	SUERO J	DOM	5	20	4.0
9	MILLIGAN G	ISV	4	16	4.0
10	POWELL M	USA	5	19	3.8

3 POINTS FIELD GOALS MADE

Rk	Name	Team	GP	Total	Avg
1	HODGE W	ISV	4	14	3.5
2	ZESATI J	MEX	4	13	3.3
3	PARODI L	URU	4	10	2.5
4	ZAMORA J	VEN	4	9	2.3
5	SOSA I	PUR	5	10	2.0
6	GILLESPIE C	USA	5	9	1.8
7	PELTIER D	ISV	4	7	1.8
7	RODRIGUEZ J	URU	4	7	1.8
9	BRUSSINO N	ARG	5	8	1.6
9	GARINO P	ARG	5	8	1.6

1 more players tied

FREE THROWS MADE

Rk	Name	Team	GP	Total	Avg
1	MILLIGAN G	ISV	4	23	5.8
2	HODGE W	ISV	4	22	5.5
3	CAMPAZZO F	ARG	4	17	4.3
4	SANTIAGO JR B	PUR	5	21	4.2
4	VARGAS E	DOM	5	21	4.2
6	SCOLA L	ARG	4	15	3.8
7	CAMACHO J	MEX	4	13	3.3
7	CARRERA M	VEN	4	13	3.3
9	COLLIER D	PUR	5	16	3.2
10	DIALLO A	USA	5	15	3.0

1 more players tied

Note:
All Players eligible for these statistics must have played at least 50% of all games

Legend:

%	Shooting Percentage	**Avg**	Average per Game	**Def**	Defensive Rebounds	**GP**	Games Played
M/A	Made/Attempt	**Off**	Offensive Rebounds	**Rk**	Rank		

ESTADÍSTICAS DEL EQUIPO As of 4 AUG 2019

TEAM STATISTICS

TOTAL FIELD GOALS %

Rk	Team	GP	M/A	%
1	ARG	5	165/332	49.7
2	USA	5	154/328	47.0
3	ISV	4	119/254	46.8
4	MEX	4	112/254	44.1
5	PUR	5	134/306	43.8
6	DOM	5	136/325	41.8
7	URU	4	94/242	38.8
8	VEN	4	96/252	38.1

2 POINTS FIELD GOALS %

Rk	Team	GP	M/A	%
1	ARG	5	121/202	59.9
2	USA	5	110/198	55.6
3	ISV	4	92/180	51.1
4	PUR	5	109/216	50.5
5	MEX	4	87/174	50.0
6	DOM	5	103/208	49.5
7	VEN	4	63/132	47.7
8	URU	4	61/144	42.4

3 POINTS FIELD GOALS %

Rk	Team	GP	M/A	%
1	ISV	4	27/74	36.5
2	ARG	5	44/130	33.8
2	USA	5	44/130	33.8
4	URU	4	33/98	33.7
5	MEX	4	25/80	31.3
6	DOM	5	33/117	28.2
7	PUR	5	25/90	27.8
8	VEN	4	33/120	27.5

FREE THROWS %

Rk	Team	GP	M/A	%
1	PUR	5	99/118	83.9
2	ARG	5	92/112	82.1
3	VEN	4	57/77	74.0
4	MEX	4	37/50	74.0
5	DOM	5	86/117	73.5
6	USA	5	88/122	72.1
7	ISV	4	73/104	70.2
8	URU	4	41/65	63.1

POINTS FOR

Rk	Team	GP	Total	Avg
1	ARG	5	466	93.2
2	USA	5	440	88.0
3	ISV	4	338	84.5
4	PUR	5	392	78.4
5	DOM	5	391	78.2
6	MEX	4	286	71.5
7	VEN	4	282	70.5
8	URU	4	262	65.5

POINTS AGAINST

Rk	Team	GP	Total	Avg
1	MEX	4	282	70.5
2	VEN	4	295	73.8
3	ARG	5	375	75.0
4	DOM	5	377	75.4
5	PUR	5	384	76.8
6	URU	4	324	81.0
7	USA	5	421	84.2
8	ISV	4	399	99.8

REBOUNDS

Rk	Team	GP	Off	Def	Total	Avg
1	PUR	5	39	146	185	37.0
2	VEN	4	41	99	140	35.0
3	USA	5	38	135	173	34.6
4	ARG	5	33	139	172	34.4
5	MEX	4	30	105	135	33.8
6	DOM	5	38	117	155	31.0
7	ISV	4	28	89	117	29.3
8	URU	4	29	84	113	28.3

ASSISTS

Rk	Team	GP	Total	Avg
1	ARG	5	73	14.6
2	ISV	4	44	11.0
2	VEN	4	44	11.0
4	URU	4	39	9.8
5	PUR	5	52	10.4
6	USA	5	44	8.8
7	DOM	5	46	9.2
8	MEX	4	26	6.5

FOULS

Rk	Team	GP	Total	Avg
1	DOM	5	127	25.4
2	VEN	4	90	22.5
3	ARG	5	107	21.4
4	USA	5	103	20.6
5	PUR	5	98	19.6
6	ISV	4	78	19.5
7	MEX	4	76	19.0
8	URU	4	67	16.8

TURNOVERS

Rk	Team	GP	Total	Avg
1	MEX	4	73	18.3
2	PUR	5	70	14.0
3	URU	4	55	13.8
4	USA	5	68	13.6
5	ISV	4	54	13.5
6	ARG	5	67	13.4
6	DOM	5	67	13.4
8	VEN	4	53	13.3

STEALS

Rk	Team	GP	Total	Avg
1	DOM	5	49	9.8
2	MEX	4	28	7.0
3	ARG	5	33	6.6
4	URU	4	25	6.3
5	USA	5	30	6.0
6	VEN	4	20	5.0
7	PUR	5	22	4.4
8	ISV	4	17	4.3

BLOCKED SHOTS

Rk	Team	GP	Total	Avg
1	ARG	5	15	3.0
2	VEN	4	10	2.5
3	USA	5	11	2.2
4	ISV	4	7	1.8
5	DOM	5	8	1.6
6	PUR	5	7	1.4
7	MEX	4	4	1.0
8	URU	4	2	0.5

Legend:

%	Shooting Percentage	**Avg**	Average per Game	**Def**	Defensive Rebounds	**GP**	Games Played
M/A	Made/Attempt	**Off**	Offensive Rebounds	**Rk**	Rank		

SUMARIO DEL TORNEO As of 4 AUG 2019

TOURNAMENT SUMMARY

Pool A							Games			Points		Class.
Rank	YRank		PUR	USA	VEN	ISV	Played	Won	Lost	For	Against	Points
1	2	PUR		87-84	73-64	101-89	3	3	0	261	237	6
2	1	USA	84-87		70-53	119-84	3	2	1	273	224	5
3	3	VEN	64-73	53-70		87-84	3	1	2	204	227	4
4	4	ISV	89-101	84-119	84-87		3	0	3	257	307	3

Pool B							Games			Points		Class.
Rank	YRank		ARG	DOM	URU	MEX	Played	Won	Lost	For	Against	Points
1	1	ARG		102-97	102-65	64-72	3	2	1	268	234	5
2	2	DOM	97-102		83-57	65-61	3	2	1	245	220	5
3	3	URU	65-102	57-83		72-61	3	1	2	194	246	4
4	4	MEX	72-64	61-65	61-72		3	1	2	194	201	4

Final Games

Teams	Start Time	Final	Half	End of Regulation
DOM vs USA	18:00	83-92	38-36	
PUR vs ARG	21:00	66-84	30-40	

Semifinal

PUR-65
Game 15
03 AUG
DOM-63

ARG-114
Game 16
03 AUG
USA-75

Gold Medal

PUR-66
Game 18
04 AUG
ARG-84

ARG Gold
PUR Silver

Bronze Medal

DOM-83
Game 17
04 AUG
USA-92

USA Bronze
DOM 4th

Places 7th-8th

ISV-81
Game 13
03 AUG
MEX-92

MEX 7th
ISV 8th

Places 5th-6th

VEN-78
Game 14
03 AUG
URU-68

VEN 5th
URU 6th

POSICIONES FINALES As of 4 AUG 2019

FINAL STANDINGS

Pool A							Games			Points		Class.
Rank	YRank		PUR	USA	VEN	ISV	Played	Won	Lost	For	Against	Points
1	2	PUR		87-84	73-64	101-89	3	3	0	261	237	6
2	1	USA	84-87		70-53	119-84	3	2	1	273	224	5
3	3	VEN	64-73	53-70		87-84	3	1	2	204	227	4
4	4	ISV	89-101	84-119	84-87		3	0	3	257	307	3

Pool B							Games			Points		Class.
Rank	YRank		ARG	DOM	URU	MEX	Played	Won	Lost	For	Against	Points
1	1	ARG		102-97	102-65	64-72	3	2	1	268	234	5
2	2	DOM	97-102		83-57	65-61	3	2	1	245	220	5
3	3	URU	65-102	57-83		72-61	3	1	2	194	246	4
4	4	MEX	72-64	61-65	61-72		3	1	2	194	201	4

Semifinal

PUR-65

Game 15
03 AUG

DOM-63

ARG-114

Game 16
03 AUG

USA-75

Gold Medal

PUR-66

Game 18
04 AUG

ARG-84

ARG Gold

PUR Silver

Final Standings				
Medal	Rank	Team	GP	W-L
Gold	1	ARG	5	4-1
Silver	2	PUR	5	4-1
Bronze	3	USA	5	3-2
	4	DOM	5	2-3
	5	VEN	4	2-2
	6	URU	4	1-3
	7	MEX	4	2-2
	8	ISV	4	0-4

Bronze Medal

DOM-83

Game 17
04 AUG

USA-92

USA Bronze

DOM 4th

Places 7th-8th

ISV-81

Game 13
03 AUG

MEX-92

MEX 7th

ISV 8th

Places 5th-6th

VEN-78

Game 14
03 AUG

URU-68

VEN 5th

URU 6th

Equipo de Baloncesto Masculino de la República Dominicana



BALONCESTO 3X3

Delegación de Baloncesto 3x3

Nombre	Funcion
Nelsy María Sentil Almonte	Atleta
Sugeiry Alexandra Monsac Sierra	Atleta
Giocelis Reynoso Santana	Atleta
Cheisy Carolay Hernández	Atleta
Henry Danny Valdez Sánchez	Atleta
Reyson Anatoli Beato Duran	Atleta
Rhalf Bryan Inoa Piantini	Atleta
Adonis De Jesús Núñez García	Atleta
Elka Yokasta Jiménez Garrido	Delegado
Bernardo Antonio Ventura Rodríguez	Entrenador
Rafael Antonio Faneyte Almonte	Entrenador

Calendario de competencia Baloncesto 3x3 masculino

COLISEO EDUARDO DIBÓS
EDUARDO DIBOS COLISEUM

BALONCESTO 3X3
3X3 BASKETBALL

MASCULINO
MEN'S

HORARIO DE COMPETENCIA As of 29 JUL 2019
COMPETITION SCHEDULE

Date	Start Time	Game Number	Phase	Teams
SAT 27 JUL	16:00	1	Preliminary Round Pool A	USA vs VEN
	16:30	2	Preliminary Round Pool A	BRA vs DOM
	17:00	3	Preliminary Round Pool A	PUR vs ARG
	19:00	4	Preliminary Round Pool A	VEN vs ARG
	19:30	5	Preliminary Round Pool A	DOM vs PUR
	20:00	6	Preliminary Round Pool A	BRA vs USA
SUN 28 JUL	14:30	7	Preliminary Round Pool A	BRA vs VEN
	15:00	8	Preliminary Round Pool A	PUR vs USA
	15:30	9	Preliminary Round Pool A	ARG vs DOM
	17:30	10	Preliminary Round Pool A	VEN vs DOM
	18:00	11	Preliminary Round Pool A	USA vs ARG
	18:30	12	Preliminary Round Pool A	BRA vs PUR
	20:30	13	Preliminary Round Pool A	PUR vs VEN
	21:00	14	Preliminary Round Pool A	ARG vs BRA
	21:30	15	Preliminary Round Pool A	DOM vs USA
MON 29 JUL	10:00	16	Semifinal	PUR vs DOM
	10:30	17	Semifinal	BRA vs USA
	11:30	18	Places 5th-6th	VEN vs ARG
	12:30	19	Bronze Medal	DOM vs BRA
	13:30	20	Gold Medal	PUR vs USA

RESULTADOS
RESULTS

BRA 22 vs 13 DOM
(22:13)

Referees: MALDONADO Sonia (PUR) / TUITT Glenn (USA) **Commissioner:** NARVAEZ Oswaldo (VEN)

Scoring		
	BRA	22
	DOM	13

BRA - BRAZIL

No.	Name	MIN	Field Goals		1 Point		2 Points		Free Throws		PF	PTS
			M/A	%	M/A	%	M/A	%	M/A	%		
3	WEIHERMANN William	8:34	5/10	50	1/5	20	4/5	80	2/4	50		11
4	FROEHLICH Jefferson (C)	8:00	3/4	75	2/3	67	1/1	100			2	4
9	DE CAMARGO Felipe	4:38	5/8	63	4/5	80	1/3	33			2	6
35	DE MELLO Jonatas	8:48	1/3	33	1/2	50	0/1	0			2	1
	Totals		14/25	56	8/15	53	6/10	60	2/4	50	6	22

DOM - DOMINICAN REPUBLIC

No.	Name	MIN	Field Goals		1 Point		2 Points		Free Throws		PF	PTS
			M/A	%	M/A	%	M/A	%	M/A	%		
10	PIANTINI Bryan	6:59	0/1	0	0/1	0					2	
12	VALDEZ Henry	5:21	2/4	50	2/4	50					4	2
15	NUÑEZ Adonis	8:45	1/7	14	1/6	17	0/1	0			1	1
23	BEATO Reyson (C)	8:55	6/10	60	3/5	60	3/5	60	1/2	50	2	10
	Totals		9/22	41	6/16	38	3/6	50	1/2	50	9	13

	BRA	DOM
Biggest Lead	9	1
Biggest Scoring Run	6-0(20-12)	4-0(14-12)
Lead Changes	1	
Times Tied	2	

RESULTADOS
RESULTS

DOM 12 vs 21 PUR
(12:21)

Referees: HERDMAN Kayla (CAN) / TUITT Glenn (USA) **Commissioner:** NARVAEZ Oswaldo (VEN)

Scoring		
	DOM	12
	PUR	21

DOM - DOMINICAN REPUBLIC

No.	Name	MIN	Field Goals		1 Point		2 Points		Free Throws		PF	PTS
			M/A	%	M/A	%	M/A	%	M/A	%		
10	PIANTINI Bryan	7:31	2/4	50	2/4	50					2	2
*12	VALDEZ Henry	8:57									1	
*15	NUÑEZ Adonis	4:56	2/6	33	2/3	67	0/3	0			1	2
*23	BEATO Reyson (C)	8:36	5/11	45	2/4	50	3/7	43				8
Totals			9/21	43	6/11	55	3/10	30			4	12

PUR - PUERTO RICO

No.	Name	MIN	Field Goals		1 Point		2 Points		Free Throws		PF	PTS
			M/A	%	M/A	%	M/A	%	M/A	%		
*4	FERNANDEZ Tjader	8:06	5/6	83	1/2	50	4/4	100				9
7	ERAZO Josue	7:44	2/3	67	1/2	50	1/1	100				3
*13	MATIAS Angel	8:25	4/12	33	2/7	29	2/5	40	0/2	0	1	6
*14	CLAVELL Gilberto (C)	5:45	2/6	33	1/3	33	1/3	33			2	3
Totals			13/27	48	5/14	36	8/13	62	0/2	0	3	21

	DOM	PUR
Biggest Lead	0	9
Biggest Scoring Run	4-0(4-4)	6-0(5-13)
Lead Changes	0	
Times Tied	1	

RESULTADOS
RESULTS

ARG 16 vs 21 DOM
(16:21)

Referees: MARTINEZ Angel (PUR) / ZACHI Carolina (BRA) **Commissioner:** NARVAEZ Oswaldo (VEN)

Scoring		
	ARG	16
	DOM	21

ARG - ARGENTINA

No.	Name	MIN	Field Goals		1 Point		2 Points		Free Throws		PF	PTS
			M/A	%	M/A	%	M/A	%	M/A	%		
1	ROMANO Nicolas (C)	9:34	0/5	0	0/2	0	0/3	0	1/1	100	2	**1**
2	RUESGA Fausto	7:32	3/3	100	3/3	100			2/2	100	2	**5**
5	ZURBRIGGEN Fernando	8:26	1/2	50	0/1	0	1/1	100			3	**2**
7	MASSARELLI Luciano	4:28	5/8	63	3/3	100	2/5	40	1/1	100		**8**
Totals			9/18	50	6/9	67	3/9	33	4/4	100	7	**16**

DOM - DOMINICAN REPUBLIC

No.	Name	MIN	Field Goals		1 Point		2 Points		Free Throws		PF	PTS
			M/A	%	M/A	%	M/A	%	M/A	%		
10	PIANTINI Bryan	4:05	1/2	50	1/2	50					3	**1**
12	VALDEZ Henry	9:34	1/2	50	1/1	100	0/1	0	2/2	100	3	**3**
15	NUÑEZ Adonis	7:20	5/7	71	1/1	100	4/6	67	2/2	100	1	**11**
23	BEATO Reyson (C)	9:01	3/6	50	0/1	0	3/5	60			1	**6**
Totals			10/17	59	3/5	60	7/12	58	4/4	100	8	**21**

	ARG	DOM
Biggest Lead	2	8
Biggest Scoring Run	6-0(14-16)	9-0(7-14)
Lead Changes	2	
Times Tied	3	

RESULTADOS
RESULTS

VEN 18 vs 22 DOM
(18:22)

Referees: PAZ Gonzalo (URU) / TUITT Glenn (USA) **Commissioner:** NARVAEZ Oswaldo (VEN)

Scoring		
	VEN	18
	DOM	22

VEN - VENEZUELA

No.	Name	MIN	Field Goals		1 Point		2 Points		Free Throws		PF	PTS
			M/A	%	M/A	%	M/A	%	M/A	%		
*20	SIFONTES Yohanner	9:43	4/10	40	1/4	25	3/6	50			1	7
24	ASCANIO Jose	4:08	3/5	60	2/4	50	1/1	100			3	4
*30	MARTINEZ Edgar	7:05	0/4	0	0/1	0	0/3	0			1	
*42	CARRERA Michael (C)	9:04	5/12	42	5/5	100	0/7	0	2/2	100	2	7
Totals			12/31	39	8/14	57	4/17	24	2/2	100	7	18

DOM - DOMINICAN REPUBLIC

No.	Name	MIN	Field Goals		1 Point		2 Points		Free Throws		PF	PTS
			M/A	%	M/A	%	M/A	%	M/A	%		
*10	PIANTINI Bryan	5:52	0/2	0	0/2	0					2	
*12	VALDEZ Henry	9:17	1/2	50	1/2	50					3	1
15	NUÑEZ Adonis	6:52	8/14	57	2/3	67	6/11	55	3/3	100	1	17
*23	BEATO Reyson (C)	7:59	3/11	27	2/4	50	1/7	14	0/1	0	1	4
Totals			12/29	41	5/11	45	7/18	39	3/4	75	7	22

	VEN	DOM
Biggest Lead	9	4
Biggest Scoring Run	4-0(7-1)	8-0(16-18)
Lead Changes	1	
Times Tied	2	

RESULTADOS
RESULTS

DOM 13 vs 21 USA
(13:21)

Referees: HERDMAN Kayla (CAN) / MARTINEZ Angel (PUR) **Commissioner:** NARVAEZ Oswaldo (VEN)

Scoring		
	DOM	13
	USA	21

DOM - DOMINICAN REPUBLIC

No.	Name	MIN	Field Goals		1 Point		2 Points		Free Throws		PF	PTS
			M/A	%	M/A	%	M/A	%	M/A	%		
10	PIANTINI Bryan	4:43	0/3	0	0/1	0	0/2	0			2	
12	VALDEZ Henry	8:30	2/3	67	2/3	67					2	2
15	NUÑEZ Adonis	8:13	3/8	38	2/2	100	1/6	17			1	4
23	BEATO Reyson (C)	8:34	5/11	45	3/6	50	2/5	40			3	7
Totals			10/25	40	7/12	58	3/13	23			8	13

USA - UNITED STATES

No.	Name	MIN	Field Goals		1 Point		2 Points		Free Throws		PF	PTS
			M/A	%	M/A	%	M/A	%	M/A	%		
4	JONES Dominique	7:44	3/9	33	0/2	0	3/7	43	2/2	100	2	8
5	OCTEUS Jonathan	6:22	1/5	20	1/3	33	0/2	0	3/3	100	2	4
6	JETER Sheldon	7:27	3/7	43	3/4	75	0/3	0	1/1	100		4
9	MADDOX Kareem (C)	8:27	3/3	100	2/2	100	1/1	100	1/2	50	1	5
Totals			10/24	42	6/11	55	4/13	31	7/8	88	5	21

	DOM	USA
Biggest Lead	0	8
Biggest Scoring Run	4-0(8-11)	5-0(4-11)
Lead Changes	0	
Times Tied	0	

RESULTADOS
RESULTS

PUR 21 vs 8 DOM
(21:8)

Referees: HERDMAN Kayla (CAN) / TUITT Glenn (USA) **Commissioner:** NARVAEZ Oswaldo (VEN)

Scoring		
	PUR	21
	DOM	8

PUR - PUERTO RICO

No.	Name	MIN	Field Goals		1 Point		2 Points		Free Throws		PF	PTS
			M/A	%	M/A	%	M/A	%	M/A	%		
*4	FERNANDEZ Tjader	9:02	5/9	56	2/3	67	3/6	50	3/4	75	1	**11**
7	ERAZO Josue	7:32	0/2	0	0/2	0						
*13	MATIAS Angel	4:26	1/4	25	1/2	50	0/2	0	1/1	100	2	**2**
*14	CLAVELL Gilberto (C)	9:00	5/8	63	4/5	80	1/3	33	2/3	67	1	**8**
Totals			11/23	48	7/12	58	4/11	36	6/8	75	4	**21**

DOM - DOMINICAN REPUBLIC

No.	Name	MIN	Field Goals		1 Point		2 Points		Free Throws		PF	PTS
			M/A	%	M/A	%	M/A	%	M/A	%		
*10	PIANTINI Bryan	8:01	2/4	50	2/3	67	0/1	0	2/3	67	2	**4**
*12	VALDEZ Henry	5:36	2/4	50	2/4	50					5	**2**
15	NUÑEZ Adonis	7:01	1/5	20	1/1	100	0/4	0			1	**1**
*23	BEATO Reyson (C)	9:22	1/6	17	1/3	33	0/3	0			2	**1**
Totals			6/19	32	6/11	55	0/8	0	2/3	67	10	**8**

	PUR	DOM
Biggest Lead	13	2
Biggest Scoring Run	10-0(15-7)	2-0(1-2)
Lead Changes	4	
Times Tied	5	

RESULTADOS
RESULTS

DOM 19 vs 17 BRA
(19:17)

Referees: MARTINEZ Angel (PUR) / TUITT Glenn (USA) **Commissioner:** NARVAEZ Oswaldo (VEN)

Scoring		
	DOM	19
	BRA	17

DOM - DOMINICAN REPUBLIC

No.	Name	MIN	Field Goals		1 Point		2 Points		Free Throws		PF	PTS
			M/A	%	M/A	%	M/A	%	M/A	%		
*10	PIANTINI Bryan	6:36	5/8	63	4/7	57	1/1	100	1/1	100	2	7
*12	VALDEZ Henry	9:36	3/4	75	3/4	75					4	3
15	NUÑEZ Adonis	7:09	4/11	36	1/5	20	3/6	50				7
*23	BEATO Reyson (C)	6:39	1/7	14	0/1	0	1/6	17			5	2
Totals			13/30	43	8/17	47	5/13	38	1/1	100	11	19

BRA - BRAZIL

No.	Name	MIN	Field Goals		1 Point		2 Points		Free Throws		PF	PTS
			M/A	%	M/A	%	M/A	%	M/A	%		
3	WEIHERMANN William	5:24	0/1	0			0/1	0	1/1	100		1
*4	FROEHLICH Jefferson (C)	9:01	4/9	44	1/4	25	3/5	60	1/2	50	2	8
*9	DE CAMARGO Felipe	7:24	1/5	20	1/3	33	0/2	0			4	1
*35	DE MELLO Jonatas	8:11	5/8	63	5/7	71	0/1	0	2/3	67		7
Totals			10/23	43	7/14	50	3/9	33	4/6	67	6	17

	DOM	BRA
Biggest Lead	2	5
Biggest Scoring Run	5-0(19-17)	5-0(9-14)
Lead Changes	5	
Times Tied	5	

SUMARIO DEL TORNEO As of 29 JUL 2019

TOURNAMENT SUMMARY

Pool A								Games			Average Points For
Rank		PUR	BRA	USA	DOM	VEN	ARG	P	W	L	
1	PUR		21-18	20-18	21-12	21-10	21-12	5	5	0	20.8
2	BRA	18-21		20-19	22-13	20-22	21-16	5	3	2	20.2
3	USA	18-20	19-20		21-13	21-14	20-22	5	2	3	19.8
4	DOM	12-21	13-22	13-21		22-18	21-16	5	2	3	16.2
5	VEN	10-21	22-20	14-21	18-22		21-20	5	2	3	17.0
6	ARG	12-21	16-21	22-20	16-21	20-21		5	1	4	17.2

Semifinal

PUR-21

Game 16
29 JUL

DOM-8

BRA-12

Game 17
29 JUL

USA-21

Gold Medal

PUR-19

Game 20
29 JUL

USA-21

USA Gold
PUR Silver

Final Standings				
Medal	Rank	Team	GP	W-L
Gold	1	USA	7	4-3
Silver	2	PUR	7	6-1
Bronze	3	DOM	7	3-4
	4	BRA	7	3-4
	5	VEN	6	3-3
	6	ARG	6	1-5

Bronze Medal

DOM-19

Game 19
29 JUL

BRA-17

DOM Bronze
BRA 4th

Places 5th-6th

VEN-21

Game 18
29 JUL

ARG-16

VEN 5th
ARG 6th

COLISEO EDUARDO DIBÓS
EDUARDO DIBOS COLISEUM

LUN MON
29 JUL 2019

BALONCESTO 3X3
3X3 BASKETBALL

MASCULINO
MEN'S

MEDALLISTAS
MEDALLISTS

GOLD	SILVER	BRONZE
USA - United States of America	**PUR - Puerto Rico**	**DOM - Dominican Republic**
4 JONES Dominique	4 FERNANDEZ Tjader	10 PIANTINI Bryan
5 OCTEUS Jonathan	7 ERAZO Josue	12 VALDEZ Henry
6 JETER Sheldon	13 MATIAS Angel	15 NUÑEZ Adonis
9 MADDOX Kareem	14 CLAVELL Gilberto	23 BEATO Reyson

Equipo de baloncesto 3x3 Masculino de la República Dominicana



Calendario de competencia Baloncesto 3x3 femenino

COLISEO EDUARDO DIBÓS
EDUARDO DIBOS COLISEUM

BALONCESTO 3X3
3X3 BASKETBALL

FEMENINO
WOMEN'S

HORARIO DE COMPETENCIA As of 29 JUL 2019

COMPETITION SCHEDULE

Date	Start Time	Game Number	Phase	Teams
SAT 27 JUL	14:30	1	Preliminary Round Pool A	BRA vs DOM
	15:00	2	Preliminary Round Pool A	VEN vs URU
	15:30	3	Preliminary Round Pool A	USA vs ARG
	17:30	4	Preliminary Round Pool A	DOM vs ARG
	18:00	5	Preliminary Round Pool A	URU vs USA
	18:30	6	Preliminary Round Pool A	BRA vs VEN
	20:30	7	Preliminary Round Pool A	VEN vs DOM
	21:00	8	Preliminary Round Pool A	USA vs BRA
	21:30	9	Preliminary Round Pool A	ARG vs URU
SUN 28 JUL	16:00	10	Preliminary Round Pool A	DOM vs URU
	16:30	11	Preliminary Round Pool A	BRA vs ARG
	17:00	12	Preliminary Round Pool A	VEN vs USA
	19:00	13	Preliminary Round Pool A	USA vs DOM
	19:30	14	Preliminary Round Pool A	ARG vs VEN
	20:00	15	Preliminary Round Pool A	URU vs BRA
MON 29 JUL	9:00	16	Semifinal	USA vs BRA
	9:30	17	Semifinal	ARG vs DOM
	11:00	18	Places 5th-6th	VEN vs URU
	12:00	19	Bronze Medal	BRA vs DOM
	13:00	20	Gold Medal	USA vs ARG

RESULTADOS
RESULTS

BRA 14 vs 16 DOM
(14:16)

Referees: MALDONADO Sonia (PUR) / MARTINEZ Angel (PUR) **Commissioner:** NARVAEZ Oswaldo (VEN)

Scoring		
	BRA	14
	DOM	16

BRA - BRAZIL

No.	Name	MIN	Field Goals		1 Point		2 Points		Free Throws		PF	PTS
			M/A	%	M/A	%	M/A	%	M/A	%		
*6	SILVA Carla	8:30	2/6	33	1/4	25	1/2	50			2	3
*10	MARIANO Evelyn	8:13	3/12	25	2/7	29	1/5	20	1/3	33	1	5
14	FERNANDES Luana	5:50	1/5	20	1/1	100	0/4	0				1
*16	MINEIRO Aldecinete (C)	7:27	5/9	56	5/8	63	0/1	0			6	5
Totals			11/32	34	9/20	45	2/12	17	1/3	33	9	14

DOM - DOMINICAN REPUBLIC

No.	Name	MIN	Field Goals		1 Point		2 Points		Free Throws		PF	PTS
			M/A	%	M/A	%	M/A	%	M/A	%		
*5	HERNANDEZ Carolay	7:54	4/9	44	2/2	100	2/7	29	3/3	100	1	9
8	SENTIL Nelsy (C)	5:21	0/6	0	0/3	0	0/3	0				
*15	MONSAC Sugeiry	7:00	3/8	38	3/8	38					1	3
*22	REYNOSO Giocelis	9:45	2/5	40	2/4	50	0/1	0	2/3	67	2	4
Totals			9/28	32	7/17	41	2/11	18	5/6	83	4	16

	BRA	DOM
Biggest Lead	4	3
Biggest Scoring Run	3-0(12-8)	7-0(12-15)
Lead Changes	1	
Times Tied	1	

RESULTADOS
RESULTS

DOM 10 vs 12 ARG
(10:12)

Referees: HERDMAN Kayla (CAN) / ZACHI Carolina (BRA) **Commissioner:** NARVAEZ Oswaldo (VEN)

Scoring		
	DOM	10
	ARG	12

DOM - DOMINICAN REPUBLIC

No.	Name	MIN	Field Goals		1 Point		2 Points		Free Throws		PF	PTS
			M/A	%	M/A	%	M/A	%	M/A	%		
*5	HERNANDEZ Carolay	8:04	2/9	22	1/1	100	1/8	13			3	**3**
8	SENTIL Nelsy (C)	5:00	1/2	50	1/1	100	0/1	0				**1**
*15	MONSAC Sugeiry	8:29	3/7	43	3/6	50	0/1	0	2/4	50	3	**5**
*22	REYNOSO Giocelis	8:27	1/4	25	1/4	25			0/1	0		**1**
Totals			7/22	32	6/12	50	1/10	10	2/5	40	6	**10**

ARG - ARGENTINA

No.	Name	MIN	Field Goals		1 Point		2 Points		Free Throws		PF	PTS
			M/A	%	M/A	%	M/A	%	M/A	%		
*6	LLORENTE Victoria	8:16	0/7	0	0/3	0	0/4	0			2	
*8	BOQUETE Andrea	7:41	6/14	43	4/6	67	2/8	25			1	**8**
*11	GRETTER Melisa (C)	9:28	2/8	25	1/4	25	1/4	25			2	**3**
22	PEREZ Natacha	4:35	1/6	17	1/5	20	0/1	0			1	**1**
Totals			9/35	26	6/18	33	3/17	18			6	**12**

	DOM	ARG
Biggest Lead	1	3
Biggest Scoring Run	3-0(3-2)	3-0(7-9)
Lead Changes	4	
Times Tied	5	

RESULTADOS
RESULTS

VEN 13 vs 18 DOM
(13:18)

Referees: MALDONADO Sonia (PUR) / ZACHI Carolina (BRA) **Commissioner:** NARVAEZ Oswaldo (VEN)

Scoring		
	VEN	13
	DOM	18

VEN - VENEZUELA

No.	Name	MIN	Field Goals		1 Point		2 Points		Free Throws		PF	PTS
			M/A	%	M/A	%	M/A	%	M/A	%		
6	CORRALES Yosimar	4:30	0/3	0	0/3	0					2	
8	MARQUEZ Ivaney (C)	7:30	3/9	33	2/5	40	1/4	25			4	4
9	WALLEN Daniela	9:01	4/10	40	2/6	33	2/4	50	1/1	100		7
14	PEREZ Waleska	8:59	1/6	17	0/3	0	1/3	33			3	2
Totals			8/28	29	4/17	24	4/11	36	1/1	100	9	13

DOM - DOMINICAN REPUBLIC

No.	Name	MIN	Field Goals		1 Point		2 Points		Free Throws		PF	PTS
			M/A	%	M/A	%	M/A	%	M/A	%		
5	HERNANDEZ Carolay	7:45	2/11	18	0/4	0	2/7	29	2/2	100	1	6
8	SENTIL Nelsy (C)	3:40	1/4	25	1/2	50	0/2	0	1/1	100		2
15	MONSAC Sugeiry	9:36	3/9	33	3/9	33			3/5	60	2	6
22	REYNOSO Giocelis	8:59	2/6	33	2/5	40	0/1	0	2/3	67		4
Totals			8/30	27	6/20	30	2/10	20	8/11	73	3	18

	VEN	DOM
Biggest Lead	3	5
Biggest Scoring Run	4-0(9-7)	6-0(13-18)
Lead Changes	7	
Times Tied	6	

RESULTADOS
RESULTS

DOM 17 vs 13 URU
(17:13)

Referees: MALDONADO Sonia (PUR) / TUITT Glenn (USA) **Commissioner:** NARVAEZ Oswaldo (VEN)

Scoring		
	DOM	17
	URU	13

DOM - DOMINICAN REPUBLIC

No.	Name	MIN	Field Goals		1 Point		2 Points		Free Throws		PF	PTS
			M/A	%	M/A	%	M/A	%	M/A	%		
5	HERNANDEZ Carolay	6:46	1/4	25	0/1	0	1/3	33	0/1	0	1	2
8	SENTIL Nelsy (C)	6:02	2/8	25	2/3	67	0/5	0			2	2
15	MONSAC Sugeiry	8:35	3/8	38	3/8	38			1/1	100	1	4
22	REYNOSO Giocelis	8:37	5/11	45	5/11	45			4/8	50	1	9
Totals			11/31	35	10/23	43	1/8	13	5/10	50	5	17

URU - URUGUAY

No.	Name	MIN	Field Goals		1 Point		2 Points		Free Throws		PF	PTS
			M/A	%	M/A	%	M/A	%	M/A	%		
1	DOLINSKY Natasha	8:44	4/9	44	2/4	50	2/5	40			3	6
9	CARTRO Daiana	5:13									2	
10	GAYOSO Aldana (C)	10:00	4/12	33	3/7	43	1/5	20			3	5
17	SCHIAVO Lucia	6:03	2/4	50	2/4	50					1	2
Totals			10/25	40	7/15	47	3/10	30			9	13

	DOM	URU
Biggest Lead	6	1
Biggest Scoring Run	5-0(16-10)	4-0(7-8)
Lead Changes	4	
Times Tied	4	

RESULTADOS
RESULTS

USA 21 vs 7 DOM
(21:7)

Referees: MALDONADO Sonia (PUR) / ZACHI Carolina (BRA) **Commissioner:** NARVAEZ Oswaldo (VEN)

Scoring		
	USA	21
	DOM	7

USA - UNITED STATES

No.	Name	MIN	Field Goals		1 Point		2 Points		Free Throws		PF	PTS
			M/A	%	M/A	%	M/A	%	M/A	%		
7	IONESCU Sabrina (C)	5:32	4/10	40	2/4	50	2/6	33			1	6
*9	NELSON Olivia	6:56	1/1	100	1/1	100					4	1
*10	HEBARD Ruth	8:50	5/6	83	5/6	83			2/3	67		7
*11	WILLIAMS Christyn	8:42	5/7	71	4/5	80	1/2	50	1/1	100	2	7
	Totals		15/24	63	12/16	75	3/8	38	3/4	75	7	21

DOM - DOMINICAN REPUBLIC

No.	Name	MIN	Field Goals		1 Point		2 Points		Free Throws		PF	PTS
			M/A	%	M/A	%	M/A	%	M/A	%		
*5	HERNANDEZ Carolay	8:18	0/3	0	0/1	0	0/2	0				
8	SENTIL Nelsy (C)	3:17	0/1	0			0/1	0				
*15	MONSAC Sugeiry	9:34	4/7	57	4/6	67	0/1	0	1/2	50	4	5
*22	REYNOSO Giocelis	8:51	1/5	20	1/4	25	0/1	0	1/3	33	3	2
	Totals		5/16	31	5/11	45	0/5	0	2/5	40	7	7

	USA	DOM
Biggest Lead	14	0
Biggest Scoring Run	9-0(18-6)	1-0(1-1)
Lead Changes	0	
Times Tied	2	

RESULTADOS
RESULTS

ARG 21 vs 8 DOM
(21:8)

Referees: PAZ Gonzalo (URU) / ZACHI Carolina (BRA) **Commissioner:** NARVAEZ Oswaldo (VEN)

Scoring		
	ARG	21
	DOM	8

ARG - ARGENTINA

No.	Name	MIN	Field Goals		1 Point		2 Points		Free Throws		PF	PTS
			M/A	%	M/A	%	M/A	%	M/A	%		
*6	LLORENTE Victoria	8:50	3/6	50	2/3	67	1/3	33	1/1	100		5
*8	BOQUETE Andrea	5:47	3/10	30	2/7	29	1/3	33			2	4
*11	GRETTER Melisa (C)	8:09	4/4	100	3/3	100	1/1	100	3/3	100	1	8
22	PEREZ Natacha	7:14	3/6	50	3/5	60	0/1	0	1/1	100	2	4
Totals			13/26	50	10/18	56	3/8	38	5/5	100	5	21

DOM - DOMINICAN REPUBLIC

No.	Name	MIN	Field Goals		1 Point		2 Points		Free Throws		PF	PTS
			M/A	%	M/A	%	M/A	%	M/A	%		
*5	HERNANDEZ Carolay	7:45	0/1	0			0/1	0			2	
8	SENTIL Nelsy (C)	5:42	0/2	0	0/1	0	0/1	0	1/1	100	2	1
*15	MONSAC Sugeiry	10:00	2/6	33	2/5	40	0/1	0	1/1	100	2	3
*22	REYNOSO Giocelis	6:33	3/4	75	3/4	75			1/1	100	1	4
Totals			5/13	38	5/10	50	0/3	0	3/3	100	7	8

	ARG	DOM
Biggest Lead	13	0
Biggest Scoring Run	5-0(9-2)	2-0(12-5)
Lead Changes	0	
Times Tied	1	

RESULTADOS
RESULTS

BRA 15 vs 20 DOM
(15:20)

Referees: HERDMAN Kayla (CAN) / MALDONADO Sonia (PUR) **Commissioner:** NARVAEZ Oswaldo (VEN)

Scoring		
	BRA	15
	DOM	20

BRA - BRAZIL

No.	Name	MIN	Field Goals		1 Point		2 Points		Free Throws		PF	PTS
			M/A	%	M/A	%	M/A	%	M/A	%		
*6	SILVA Carla	7:39	2/9	22	0/4	0	2/5	40			3	**4**
*10	MARIANO Evelyn	6:18	2/4	50	1/1	100	1/3	33	1/2	50	2	**4**
14	FERNANDES Luana	6:50	2/10	20	1/4	25	1/6	17				**3**
*16	MINEIRO Aldecinete (C)	9:13	2/9	22	2/9	22			2/2	100	4	**4**
Totals			8/32	25	4/18	22	4/14	29	3/4	75	9	**15**

DOM - DOMINICAN REPUBLIC

No.	Name	MIN	Field Goals		1 Point		2 Points		Free Throws		PF	PTS
			M/A	%	M/A	%	M/A	%	M/A	%		
*5	HERNANDEZ Carolay	6:39	3/9	33	0/3	0	3/6	50	0/1	0	4	**6**
8	SENTIL Nelsy (C)	5:51	0/4	0	0/1	0	0/3	0	2/3	67		**2**
*15	MONSAC Sugeiry	9:11	2/2	100	2/2	100			2/2	100	2	**4**
*22	REYNOSO Giocelis	8:19	5/10	50	5/9	56	0/1	0	3/5	60	1	**8**
Totals			10/25	40	7/15	47	3/10	30	7/11	64	7	**20**

	BRA	DOM
Biggest Lead	3	6
Biggest Scoring Run	3-0(3-0)	5-0(10-16)
Lead Changes	3	
Times Tied	2	

SUMARIO DEL TORNEO As of 29 JUL 2019

TOURNAMENT SUMMARY

Pool A								Games			Average Points For
Rank		USA	ARG	DOM	BRA	VEN	URU	P	W	L	
1	USA		21-15	21-7	21-7	18-14	21-5	5	5	0	20.4
2	ARG	15-21		12-10	16-13	14-11	19-13	5	4	1	15.2
3	DOM	7-21	10-12		16-14	18-13	17-13	5	3	2	13.6
4	BRA	7-21	13-16	14-16		22-20	20-16	5	2	3	15.2
5	VEN	14-18	11-14	13-18	20-22		14-8	5	1	4	14.4
6	URU	5-21	13-19	13-17	16-20	8-14		5	0	5	11.0

Semifinal

USA-21

Game 16

29 JUL

BRA-5

ARG-21

Game 17

29 JUL

DOM-8

Gold Medal

USA-21

Game 20

29 JUL

ARG-17

USA Gold

ARG Silver

Final Standings				
Medal	Rank	Team	GP	W-L
Gold	1	USA	7	7-0
Silver	2	ARG	7	5-2
Bronze	3	DOM	7	4-3
	4	BRA	7	2-5
	5	VEN	6	2-4
	6	URU	6	0-6

Bronze Medal

BRA-15

Game 19

29 JUL

DOM-20

DOM Bronze

BRA 4th

Places 5th-6th

VEN-21

Game 18

29 JUL

URU-11

VEN 5th

URU 6th

COLISEO EDUARDO DIBÓS
EDUARDO DIBOS COLISEUM

LUN MON
29 JUL 2019

BALONCESTO 3X3
3X3 BASKETBALL

FEMENINO
WOMEN'S

MEDALLISTAS
MEDALLISTS

GOLD	SILVER	BRONZE
USA - United States of America	**ARG - Argentina**	**DOM - Dominican Republic**
7 IONESCU Sabrina	6 LLORENTE Victoria	5 HERNANDEZ Carolay
9 NELSON Olivia	8 BOQUETE Andrea	8 SENTIL Nelsy
10 HEBARD Ruth	11 GRETTER Melisa	15 MONSAC Sugeiry
11 WILLIAMS Christyn	22 PEREZ Natacha	22 REYNOSO Giocelis

Equipo de baloncesto 3x3 Femenino de la República Dominicana



Delegación Baloncesto 3x3 de la República Dominicana





BALONMANO FEMENINO

Delegación de Balonmano Femenino

Nombre	Función
Anneris Cabrera	Atleta
Cari luz Domínguez Montero	Atleta
Carina Lorenzo Guillen	Atleta
Crisleidy Hernández Guerrero	Atleta
Florquidia Puello Reyes	Atleta
Johanna Elizabeth Pimentel Ramírez	Atleta
Mariela Altagracia Andino	Atleta
Nancy Mileidy Peña Rodríguez	Atleta
Suleidy Suarez Genao	Atleta
Yamilet Morfe Abreu	Atleta
Yeimi Alejandrina Novas Guzmán	Atleta
Yojavel Brito Guzmán	Atleta
Danilza María Liriano Paula	Atleta
Debora Torreira Ortiz	Atleta
Miguel Antonio Rivera	Delegado
Félix Romero Cornil	Entrenador
Dairan Julian Salas	Entrenador
Félix Stevens Inirio	Estadístico

Calendario

POLIDEPORTIVO 1
SPORTS CENTER 1

BALONMANO
HANDBALL

MUJERES
WOMEN

PROGRAMA DE LA COMPETICIÓN DE BALONMANO As of 25 JUL 2019

COMPETITION SCHEDULE

Date	Start Time	Teams	Phase	Match No.	Location
WED 24 JUL	13:00	PUR - CAN	Preliminary Round Group A	1	Sports Center 1
	15:30	DOM - PER	Preliminary Round Group B	2	Sports Center 1
	18:00	ARG - USA	Preliminary Round Group B	3	Sports Center 1
	20:30	BRA - CUB	Preliminary Round Group A	4	Sports Center 1
THU 25 JUL	13:00	USA - DOM	Preliminary Round Group B	5	Sports Center 1
	15:30	CUB - PUR	Preliminary Round Group A	6	Sports Center 1
	18:00	PER - ARG	Preliminary Round Group B	7	Sports Center 1
	20:30	CAN - BRA	Preliminary Round Group A	8	Sports Center 1
SAT 27 JUL	13:00	CUB - CAN	Preliminary Round Group A	9	Sports Center 1
	15:30	USA - PER	Preliminary Round Group B	10	Sports Center 1
	18:00	BRA - PUR	Preliminary Round Group A	11	Sports Center 1
	20:30	ARG - DOM	Preliminary Round Group B	12	Sports Center 1
MON 29 JUL	10:00	3.A - 4.B	Placement Matches 5th to 8th	13	Sports Center 1
	12:00	3.B - 4.A	Placement Matches 5th to 8th	14	Sports Center 1
	18:00	1.A - 2.B	Semifinals	15	Sports Center 1
	20:30	1.B - 2.A	Semifinals	16	Sports Center 1
TUE 30 JUL	10:00	Loser 13 - Loser 14	Placement Match 7th to 8th	17	Sports Center 1
	12:00	Winner 13 - Winner 14	Placement Match 5th to 6th	18	Sports Center 1
	18:00	Loser 15 - Loser 16	Bronze Medal Match	19	Sports Center 1
	20:30	Winner 15 - Winner 16	Gold Medal Match	20	Sports Center 1

Resultados

RESULTADOS DEL PARTIDO
MATCH RESULTS

DOM 46 - 16 PER
(22-7) (24-9)

Match 2

Referees: PINEDA Juan / ESTRADA Félix (COL)

DOM-Dominican Republic

Players		Shots								Punishments			
No.	Name	G/S	%	6m	Wing	9m	7m	FB	BT	YC	2Min	RC	BC
1	DOMINGUEZ Cari												
2	BRITO Yojaver	5/7	71	1/1	1/2			3/4			2		
3	HERNANDEZ Crisleidy	3/6	50	1/1		0/1	0/1	1/1	1/2				
5	LIRANZO Danilza	1/2	50	1/2									
6	CABRERA Annerys	2/3	67	2/3							1		
7	PIMENTEL Johanna	1/2	50	0/1			1/1			1			
8	PEÑA Nancy	5/8	63		1/4			3/3	1/1				
9	ANDINO Mariela	13/15	87	1/2	6/7	1/1	3/3	2/2					
10	LORENZO Carina	5/5	100	4/4					1/1		1		
11	PUELLO Florquidia	6/6	100		2/2			4/4					
12	SUAREZ Suleidi												
14	TORREIRA Devora	0/1	0	0/1									
17	MORFE Yamilet	2/2	100	1/1				1/1			1		
19	NOVAS Yeimy	3/6	50	1/2		2/3		0/1					
	Bench/Team												
	Totals	46/63	73	12/18	10/15	3/5	4/5	14/16	3/4	1	5		

Goalkeepers		Saves							
No.	Name	S/S	%	6m	Wing	9m	7m	FB	BT
1	DOMINGUEZ Cari	13/24	54	9/13	2/4	2/2	0/3	0/1	0/1
12	SUAREZ Suleidi	6/11	55	1/5	3/3	1/1	1/1	0/1	
	Totals	19/35	54	10/18	5/7	3/3	1/4	0/2	0/1

PER-Peru

Players		Shots								Punishments			
No.	Name	G/S	%	6m	Wing	9m	7m	FB	BT	YC	2Min	RC	BC
1	SALCEDO Karoline												
5	LIZANA Andrea	0/1	0			0/1							
6	ROMERO Sara												
7	SERVAT Kelly	3/13	23	3/7	0/5		0/1				1		
8	ANGULO Tifany	0/4	0	0/2		0/2					1		
9	DIAZ Mariana	0/3	0		0/2	0/1					1	1	
10	GALVEZ Derly	1/1	100					1/1					
11	DELGADO Camila	2/6	33	1/5				1/1			1		
12	MIRANDA Maria												
15	VILCHEZ Lucia	0/2	0	0/1			0/1						
18	PORRAS Rosa	1/1	100	1/1						1			
19	VASQUEZ Angie	1/6	17	1/4	0/1	0/1					2		
21	CRUZ Ariana	8/13	62	2/5	2/4		3/3		1/1				
25	BALARIN Marcela	0/2	0	0/2							1		
	Bench/Team												
	Totals	16/52	31	8/27	2/12	0/5	3/5	2/2	1/1	1	7	1	

Goalkeepers		Saves							
No.	Name	S/S	%	6m	Wing	9m	7m	FB	BT
1	SALCEDO Karoline	4/32	13	3/9	0/6	1/4	0/4	0/8	0/1
12	MIRANDA Maria	4/21	19	1/6	0/4		1/1	1/7	1/3
	Totals	8/53	15	4/15	0/10	1/4	1/5	1/15	1/4

RUNNING SCORE
DOM-PER

	1st Half	
	0 (1') 1	DELGADO C
	0 (2') 2	CRUZ A
NOVAS Y	1 (3') 2	
ANDINO M	2 (4') 2	
ANDINO M	3 (5') 2	
LORENZO C	4 (6') 2	
PIMENTEL J	5 (8') 2	
	5 (9') 3	CRUZ A
PEÑA N	6 (9') 3	
PEÑA N	7 (11') 3	
BRITO Y	8 (12') 3	
BRITO Y	9 (12') 3	
NOVAS Y	10 (16') 3	
ANDINO M	11 (20') 3	
	11 (20') 4	SERVAT K
PUELLO F	12 (21') 4	
LIRANZO D	13 (22') 4	
ANDINO M	14 (22') 4	
PUELLO F	15 (24') 4	
PUELLO F	16 (24') 4	
ANDINO M	17 (24') 4	
ANDINO M	18 (26') 4	
	18 (27') 5	VASQUEZ A
MORFE Y	19 (27') 5	
ANDINO M	20 (28') 5	
	20 (28') 6	CRUZ A
	20 (29') 7	DELGADO C
ANDINO M	21 (29') 7	
HERNANDEZ C	22 (30') 7	
	2nd Half	
PEÑA N	23 (32') 7	
	23 (33') 8	GALVEZ D
LORENZO C	24 (33') 8	
	24 (35') 9	PORRAS R
LORENZO C	25 (35') 9	
	25 (36') 10	CRUZ A
BRITO Y	26 (37') 10	
	26 (40') 11	CRUZ A
CABRERA A	27 (42') 11	
	27 (43') 12	CRUZ A
LORENZO C	28 (44') 12	
HERNANDEZ C	29 (45') 12	
BRITO Y	30 (45') 12	
BRITO Y	31 (46') 12	
PEÑA N	32 (46') 12	
	32 (47') 13	CRUZ A
ANDINO M	33 (48') 13	
	33 (49') 14	CRUZ A
PEÑA N	34 (49') 14	
LORENZO C	35 (51') 14	
	35 (52') 15	SERVAT K
ANDINO M	36 (53') 15	
CABRERA A	37 (54') 15	
	37 (54') 16	SERVAT K
PUELLO F	38 (55') 16	
ANDINO M	39 (56') 16	
PUELLO F	40 (56') 16	
ANDINO M	41 (57') 16	
ANDINO M	42 (58') 16	
PUELLO F	43 (58') 16	
HERNANDEZ C	44 (59') 16	
NOVAS Y	45 (60') 16	
MORFE Y	46 (60') 16	

Legend:

%	Efficiency	+	2 Minute + 2 Minute Suspensions			2Min	2 Minute Suspensions
6m	6-metre Shots	7m	7-metre Shots	9m	9-metre Shots	BT	Breakthroughs
BC	Blue Card	FB	Fast Breaks	G/S	Goals/Shots	RC	Red Cards
S/S	Saves/Shots	Wing	Wing Shots	YC	Yellow Cards		

ESTADÍSTICAS DE EQUIPO PARTIDO
MATCH TEAM STATISTICS

DOM 46 - 16 PER
(22-7) (24-9)

Match 2

Referees: PINEDA Juan / ESTRADA Félix (COL)

DOM-Dominican Republic

Players		Shots								Offence		Defence		Punishments				TP
No.	Name	G/S	%	6m	Wing	9m	7m	FB	BT	AS	TO	ST	BS	YC	2Min	RC	BC	
1	DOMINGUEZ Cari																	37:00
2	BRITO Yojaver	5/7	71	1/1	1/2			3/4			1	2			2			32:35
3	HERNANDEZ Crisleidy	3/6	50	1/1		0/1	0/1	1/1	1/2	1								31:02
5	LIRANZO Danilza	1/2	50	1/2						2	1							15:50
6	CABRERA Annerys	2/3	67	2/3						1		1			1			41:34
7	PIMENTEL Johanna	1/2	50	0/1			1/1			2	1			1				36:42
8	PEÑA Nancy	5/8	63		1/4			3/3	1/1			2						35:14
9	ANDINO Mariela	13/15	87	1/2	6/7	1/1	3/3	2/2		4		2						27:43
10	LORENZO Carina	5/5	100	4/4					1/1	4					1			36:19
11	PUELLO Florquidia	6/6	100		2/2			4/4		2		1						24:39
12	SUAREZ Suleidi									1								23:00
14	TORREIRA Devora	0/1	0	0/1						5	2	1						23:41
17	MORFE Yamilet	2/2	100	1/1				1/1		1	1	1			1			22:41
19	NOVAS Yeimy	3/6	50	1/2		2/3		0/1		3								31:25
	Bench/Team																	
	Totals	46/63	73	12/18	10/15	3/5	4/5	14/16	3/4	26	6	10		1	5			

Goalkeepers		Total Shots		6m Shots		Wing Shots		9m Shots		7m Shots		Fast Breaks		Breakthroughs	
No.	Name	S/S	%	S/S	%	S/S	%	S/S	%	S/S	%	S/S	%	S/S	%
1	DOMINGUEZ Cari	13/24	54	9/13	69	2/4	50	2/2	100	0/3	0	0/1	0	0/1	0
12	SUAREZ Suleidi	6/11	55	1/5	20	3/3	100	1/1	100	1/1	100	0/1	0		
	Totals	19/35	54	10/18	56	5/7	71	3/3	100	1/4	25	0/2	0	0/1	0

Team Shots	Goals	Saves	Missed	Post	Blocked	Total	%
6m Shots	12	4	1	1		18	67
Wing Shots	10		3	2		15	67
9m Shots	3	1	1			5	60
7m Shots	4	1			n/a	5	80
Fast Breaks	14	1		1		16	88
Breakthroughs	3	1				4	75
Totals	46	8	5	4		63	73

Number of Attacks: 69 **Scoring Efficiency:** 67%

RESULTADOS DEL PARTIDO
MATCH RESULTS

USA 26 - 22 DOM
(11-10) (15-12)

Match 5

Referees: PINTO Rogério / MENEZES Nilson (BRA)

USA-United States

Players		Shots								Punishments			
No.	Name	G/S	%	6m	Wing	9m	7m	FB	BT	YC	2Min	RC	BC
1	FASOLD Sophie												
4	GASCON Sarah	1/1	100	1/1							1		
8	LOMBARD Zoe	2/3	67		2/3								
9	DARLING Kathleen												
10	BUTLER Ashley												
11	TAYLOR Julia	7/10	70	1/1	2/4	1/1		3/4		1			
12	NEWBERN Bryana	1/1	100			1/1							
14	FITHIAN Jennifer										1		
15	ANDERSEN Nicole	4/9	44	2/3		0/3	2/3			1	2		
17	HARTNETT Elizabeth	2/4	50	0/1	2/3								
19	SAYER Julia	2/2	100	1/1				1/1					
21	CHRISTENSEN Sif												
22	RHOADS Jence	7/12	58	1/3		0/1		1/1	5/7				
24	VALLONE Maria												
	Bench/Team												
	Totals	26/42	62	6/10	6/10	2/6	2/3	5/6	5/7	2	4		

Goalkeepers		Saves							
No.	Name	S/S	%	6m	Wing	9m	7m	FB	BT
1	FASOLD Sophie	2/8	25	1/2	0/1		1/3	0/2	
12	NEWBERN Bryana	7/23	30	3/6	0/3	3/8	1/2	0/1	0/3
	Totals	9/31	29	4/8	0/4	3/8	2/5	0/3	0/3

DOM-Dominican Republic

Players		Shots								Punishments			
No.	Name	G/S	%	6m	Wing	9m	7m	FB	BT	YC	2Min	RC	BC
1	DOMINGUEZ Cari												
2	BRITO Yojaver	0/1	0	0/1						1	2		
3	HERNANDEZ Crisleidy	4/6	67			1/2	3/4						
5	LIRANZO Danilza												
6	CABRERA Annerys	2/3	67	1/2		1/1				1	1		
7	PIMENTEL Johanna	4/10	40	1/2		3/8							
8	PEÑA Nancy	2/4	50	1/2				1/1	0/1				
9	ANDINO Mariela	3/5	60	1/1	2/2		0/1		0/1				
10	LORENZO Carina	3/5	60	0/2				1/1	2/2		1		
11	PUELLO Florquidia	4/4	100		2/2			1/1	1/1				
12	SUAREZ Suleidi												
14	TORREIRA Devora												
17	MORFE Yamilet												
19	NOVAS Yeimy	0/6	0	0/4		0/2				1	1		
	Bench/Team												
	Totals	22/44	50	4/14	4/4	5/13	3/5	3/3	3/5	3	5		

Goalkeepers		Saves							
No.	Name	S/S	%	6m	Wing	9m	7m	FB	BT
1	DOMINGUEZ Cari	8/27	30	2/6	1/5	2/4	1/2	1/4	1/6
12	SUAREZ Suleidi	2/9	22	0/2	1/3		0/1	0/2	1/1
	Totals	10/36	28	2/8	2/8	2/4	1/3	1/6	2/7

RUNNING SCORE
USA-DOM

	1st Half	
TAYLOR J	1 (1') 0	
	1 (2') 1	PIMENTEL J
TAYLOR J	2 (6') 1	
	2 (7') 2	HERNANDEZ C
	2 (14') 3	CABRERA A
ANDERSEN N	3 (15') 3	
NEWBERN B	4 (16') 3	
	4 (16') 4	PIMENTEL J
	4 (18') 5	PIMENTEL J
RHOADS J	5 (18') 5	
	5 (19') 6	PUELLO F
RHOADS J	6 (21') 6	
	6 (22') 7	PUELLO F
	6 (23') 8	ANDINO M
HARTNETT E	7 (24') 8	
RHOADS J	8 (26') 8	
	8 (26') 9	PUELLO F
RHOADS J	9 (26') 9	
HARTNETT E	10 (27') 9	
	10 (28') 10	ANDINO M
RHOADS J	11 (30') 10	
	2nd Half	
	11 (31') 11	PIMENTEL J
ANDERSEN N	12 (32') 11	
	12 (32') 12	PEÑA N
GASCON S	13 (33') 12	
LOMBARD Z	14 (34') 12	
	14 (35') 13	HERNANDEZ C
TAYLOR J	15 (38') 13	
	15 (39') 14	LORENZO C
ANDERSEN N	16 (40') 14	
TAYLOR J	17 (41') 14	
	17 (41') 15	HERNANDEZ C
LOMBARD Z	18 (42') 15	
TAYLOR J	19 (43') 15	
	19 (46') 16	LORENZO C
ANDERSEN N	20 (48') 16	
TAYLOR J	21 (49') 16	
	21 (50') 17	PUELLO F
TAYLOR J	22 (50') 17	
SAYER J	23 (51') 17	
RHOADS J	24 (52') 17	
	24 (53') 18	HERNANDEZ C
	24 (54') 19	ANDINO M
RHOADS J	25 (54') 19	
	25 (58') 20	LORENZO C
SAYER J	26 (60') 20	
	26 (60') 21	CABRERA A
	26 (60') 22	PEÑA N

Legend:							
%	Efficiency	+	2 Minute + 2 Minute Suspensions			2Min	2 Minute Suspensions
6m	6-metre Shots	7m	7-metre Shots	9m	9-metre Shots	BT	Breakthroughs
BC	Blue Card	FB	Fast Breaks	G/S	Goals/Shots	RC	Red Cards
S/S	Saves/Shots	Wing	Wing Shots	YC	Yellow Cards		

ESTADÍSTICAS DE EQUIPO PARTIDO

MATCH TEAM STATISTICS

USA 26 - 22 DOM

(11-10) (15-12)

Match 5

Referees: PINTO Rogério / MENEZES Nilson (BRA)

USA-United States

Players		Shots								Offence		Defence		Punishments				TP
No.	Name	G/S	%	6m	Wing	9m	7m	FB	BT	AS	TO	ST	BS	YC	2Min	RC	BC	
1	FASOLD Sophie																	8:44
4	GASCON Sarah	1/1	100	1/1						4		1			1			58:29
8	LOMBARD Zoe	2/3	67		2/3													33:06
9	DARLING Kathleen																	7:34
10	BUTLER Ashley																	
11	TAYLOR Julia	7/10	70	1/1	2/4	1/1		3/4			2			1				48:31
12	NEWBERN Bryana	1/1	100			1/1												51:16
14	FITHIAN Jennifer														1			33:08
15	ANDERSEN Nicole	4/9	44	2/3		0/3	2/3			6	3			1	2			49:52
17	HARTNETT Elizabeth	2/4	50	0/1	2/3						1							26:29
19	SAVER Julia	2/2	100	1/1				1/1		1	4		1					30:33
21	CHRISTENSEN Sif																	
22	RHOADS Jence	7/12	58	1/3		0/1		1/1	5/7	6	1	3						60:00
24	VALLONE Maria										1							11:29
	Bench/Team																	
	Totals	26/42	62	6/10	6/10	2/6	2/3	5/6	5/7	17	12	4	1	2	4			

Goalkeepers		Total Shots		6m Shots		Wing Shots		9m Shots		7m Shots		Fast Breaks		Breakthroughs	
No.	Name	S/S	%	S/S	%	S/S	%	S/S	%	S/S	%	S/S	%	S/S	%
1	FASOLD Sophie	2/8	25	1/2	50	0/1	0			1/3	33	0/2	0		
12	NEWBERN Bryana	7/23	30	3/6	50	0/3	0	3/8	38	1/2	50	0/1	0	0/3	0
	Totals	9/31	29	4/8	50	0/4	0	3/8	38	2/5	40	0/3	0	0/3	0

Team Shots	Goals	Saves	Missed	Post	Blocked	Total	%
6m Shots	6	2	2			10	60
Wing Shots	6	2	1	1		10	60
9m Shots	2	2	1		1	6	33
7m Shots	2	1			n/a	3	67
Fast Breaks	5	1				6	83
Breakthroughs	5	2				7	71
Totals	26	10	4	1	1	42	62

Number of Attacks: 54 **Scoring Efficiency:** 48%

RESULTADOS DEL PARTIDO
MATCH RESULTS

ARG 27 - 17 DOM
(13-6) (14-11)

Match 12

Referees: PINTO Rogério / MENEZES Nilson (BRA)

ARG-Argentina

Players		Shots								Punishments			
No.	Name	G/S	%	6m	Wing	9m	7m	FB	BT	YC	2Min	RC	BC
1	CARRATU Marisol												
2	URBAN M. Rosario V.	0/4	0		0/3			0/1		1	1		
3	CAVO Malena	2/5	40	1/1		1/4							
5	PIZZO Manuela	6/9	67	1/1	1/2	1/2	1/2	2/2					
7	CAMPIGLI Rocio	1/2	50	1/2							1		
8	BONAZZOLA Camila	2/3	67		1/1			1/2					
9	MENDOZA Luciana	5/9	56	0/1		1/3	4/4		0/1		1		
10	CRIVELLI Victoria												
15	MENA Antonela L.	1/1	100	1/1							2		
16	BORDON Nadia												
18	SANS Macarena	1/1	100	1/1									
21	GANDULFO Macarena	2/6	33	0/2		0/2		2/2			1		
22	KARSTEN Elke J.	3/9	33	1/3	0/1	1/3	1/2						
25	CASASOLA Micaela J.	4/7	57	1/4	1/1			1/1	1/1				
	Bench/Team												
	Totals	27/56	48	7/16	3/8	4/14	6/8	6/8	1/2	1	6		

Goalkeepers		Saves							
No.	Name	S/S	%	6m	Wing	9m	7m	FB	BT
1	CARRATU Marisol	12/27	44	4/14	2/4	4/4	1/1		1/4
16	BORDON Nadia	1/3	33	0/1		1/1		0/1	
	Totals	13/30	43	4/15	2/4	5/5	1/1	0/1	1/4

DOM-Dominican Republic

Players		Shots								Punishments			
No.	Name	G/S	%	6m	Wing	9m	7m	FB	BT	YC	2Min	RC	BC
1	DOMINGUEZ Cari	0/1	0			0/1							
2	BRITO Yojaver	3/5	60	2/2	0/1			1/2					
3	HERNANDEZ Crisleidy	1/3	33	1/2					0/1				
5	LIRANZO Danilza	3/4	75	2/2		0/1			1/1		2		
6	CABRERA Annerys	4/6	67	4/6							2		
7	PIMENTEL Johanna	2/6	33	1/1		0/4			1/1	1			
8	PEÑA Nancy												
9	ANDINO Mariela	0/3	0		0/2		0/1				3	1	
10	LORENZO Carina	1/3	33	1/2		0/1							
11	PUELLO Florquidia	2/4	50		2/3			0/1					
12	SUAREZ Suleidi												
14	TORREIRA Devora	0/1	0	0/1							1		
17	MORFE Yamilet	0/2	0			0/2							
19	NOVAS Yeimy	1/4	25			0/3			1/1				
	Bench/Team												
	Totals	17/42	40	11/16	2/6	0/12	0/1	1/3	3/4	1	8	1	

Goalkeepers		Saves							
No.	Name	S/S	%	6m	Wing	9m	7m	FB	BT
1	DOMINGUEZ Cari	14/37	38	6/13	1/3	4/7	1/6	2/7	0/1
12	SUAREZ Suleidi	0/1	0				0/1		
	Totals	14/38	37	6/13	1/3	4/7	1/7	2/7	0/1

RUNNING SCORE
ARG-DOM

	1st Half	
CASASOLA MJ	1 (3') 0	
	1 (4') 1	HERNANDEZ C
MENDOZA L	2 (5') 1	
	2 (7') 2	CABRERA A
KARSTEN EJ	3 (7') 2	
PIZZO M	4 (8') 2	
CAMPIGLI R	5 (9') 2	
	5 (10') 3	PIMENTEL J
	5 (12') 4	PIMENTEL J
MENDOZA L	6 (15') 4	
GANDULFO M	7 (15') 4	
PIZZO M	8 (21') 4	
MENDOZA L	9 (24') 4	
CAVO M	10 (25') 4	
	10 (25') 5	NOVAS Y
	10 (26') 6	LORENZO C
BONAZZOLA C	11 (26') 6	
BONAZZOLA C	12 (28') 6	
CAVO M	13 (29') 6	
	2nd Half	
	13 (34') 7	CABRERA A
GANDULFO M	14 (36') 7	
	14 (37') 8	BRITO Y
SANS M	15 (38') 8	
MENDOZA L	16 (39') 8	
	16 (39') 9	CABRERA A
KARSTEN EJ	17 (41') 9	
PIZZO M	18 (43') 9	
	18 (45') 10	PUELLO F
	18 (46') 11	LIRANZO D
MENA AL	19 (47') 11	
	19 (48') 12	LIRANZO D
PIZZO M	20 (49') 12	
	20 (49') 13	CABRERA A
CASASOLA MJ	21 (50') 13	
PIZZO M	22 (52') 13	
	22 (52') 14	PUELLO F
PIZZO M	23 (53') 14	
KARSTEN EJ	24 (54') 14	
	24 (55') 15	LIRANZO D
MENDOZA L	25 (55') 15	
CASASOLA MJ	26 (57') 15	
	26 (57') 16	BRITO Y
CASASOLA MJ	27 (59') 16	
	27 (60') 17	BRITO Y

Legend:							
%	Efficiency	+	2 Minute + 2 Minute Suspensions			2Min	2 Minute Suspensions
6m	6-metre Shots	7m	7-metre Shots	9m	9-metre Shots	BT	Breakthroughs
BC	Blue Card	FB	Fast Breaks	G/S	Goals/Shots	RC	Red Cards
S/S	Saves/Shots	Wing	Wing Shots	YC	Yellow Cards		

ESTADÍSTICAS DE EQUIPO PARTIDO
MATCH TEAM STATISTICS

ARG 27 - 17 DOM
(13-6) (14-11)

Match 12

Referees: PINTO Rogério / MENEZES Nilson (BRA)

ARG-Argentina

Players		Shots								Offence		Defence		Punishments				TP
No.	Name	G/S	%	6m	Wing	9m	7m	FB	BT	AS	TO	ST	BS	YC	2Min	RC	BC	
1	CARRATU Marisol																	51:34
2	URBAN M. Rosario V.	0/4	0		0/3			0/1		3	1	1		1	1			45:00
3	CAVO Malena	2/5	40	1/1		1/4				2	2							33:40
5	PIZZO Manuela	6/9	67	1/1	1/2	1/2	1/2	2/2		2								30:20
7	CAMPIGLI Rocio	1/2	50	1/2						1	2				1			32:04
8	BONAZZOLA Camila	2/3	67		1/1			1/2										28:35
9	MENDOZA Luciana	5/9	56	0/1		1/3	4/4		0/1	3	1	1			1			39:30
10	CRIVELLI Victoria									1	1							25:41
15	MENA Antonela L.	1/1	100	1/1								1			2			29:15
16	BORDON Nadia																	5:44
18	SANS Macarena	1/1	100	1/1						1								9:15
21	GANDULFO Macarena	2/6	33	0/2		0/2		2/2		1	2	2	3		1			38:16
22	KARSTEN Elke J.	3/9	33	1/3	0/1	1/3	1/2			3		3						33:15
25	CASASOLA Micaela J.	4/7	57	1/4	1/1			1/1	1/1	1	1	2						19:42
	Bench/Team																	
	Totals	27/56	48	7/16	3/8	4/14	6/8	6/8	1/2	19	10	23	3	1	6			

Goalkeepers		Total Shots		6m Shots		Wing Shots		9m Shots		7m Shots		Fast Breaks		Breakthroughs	
No.	Name	S/S	%	S/S	%	S/S	%	S/S	%	S/S	%	S/S	%	S/S	%
1	CARRATU Marisol	12/27	44	4/14	29	2/4	50	4/4	100	1/1	100			1/4	25
16	BORDON Nadia	1/3	33	0/1	0			1/1	100			0/1	0		
	Totals	13/30	43	4/15	27	2/4	50	5/5	100	1/1	100	0/1	0	1/4	25

Team Shots	Goals	Saves	Missed	Post	Blocked	Total	%
6m Shots	7	6	3			16	44
Wing Shots	3	1	3	1		8	38
9m Shots	4	5	3	1	1	14	29
7m Shots	6	1	1		n/a	8	75
Fast Breaks	6	2				8	75
Breakthroughs	1			1		2	50
Totals	27	15	10	3	1	56	48

Number of Attacks: 66 **Scoring Efficiency:** 41%

RESULTADOS DEL PARTIDO
MATCH RESULTS

PUR 43 - 14 PER
(24-7) (19-7)

Match 14

Referees: LENCI Sebastián / LOPEZ Julian (ARG)

PUR-Puerto Rico

Players		Shots								Punishments			
No.	Name	G/S	%	6m	Wing	9m	7m	FB	BT	YC	2Min	RC	BC
1	ESCOBAR Kitsa												
2	CABRERA Adriana												
5	CEBALLOS Nathalys	2/4	50	0/1			2/3						
6	HIRALDO Sheila	4/8	50	3/5		1/2		0/1					
7	GRACIANI Erika	2/4	50					1/3	1/1				
8	VERGARA Joane	5/6	83		4/5			1/1					
11	BENITEZ Alanis												
12	CARRASQUILLO Roxanaly												
13	RODRIGUEZ Alexandra	4/7	57	0/1				1/1	3/5				
14	POPE Nicolette	6/7	86	3/4				3/3					
15	MALDONADO Jailene	2/2	100			1/1		1/1					
18	GARCIA Ciris	5/7	71	4/5			0/1	1/1					
22	FUENTES Zuleika	8/10	80	1/2	3/4			3/3	1/1				
24	ORTIZ Robeliz	5/5	100		2/2			3/3					
	Bench/Team												
	Totals	43/60	72	11/18	9/11	2/3	2/4	14/17	5/7				

Goalkeepers		Saves							
No.	Name	S/S	%	6m	Wing	9m	7m	FB	BT
1	ESCOBAR Kitsa	9/16	56	5/10	3/5	1/1			
2	CABRERA Adriana								
12	CARRASQUILLO Roxanaly	5/12	42	4/6	0/4	1/1		0/1	
	Totals	14/28	50	9/16	3/9	2/2		0/1	

PER-Peru

Players		Shots								Punishments			
No.	Name	G/S	%	6m	Wing	9m	7m	FB	BT	YC	2Min	RC	BC
1	SALCEDO Karoline												
5	LIZANA Andrea	0/1	0	0/1									
6	ROMERO Sara	1/1	100	1/1							1		
7	SERVAT Kelly	2/4	50	2/3		0/1					1		
8	ANGULO Tifany	0/6	0	0/3		0/3					1		
9	DIAZ Mariana	3/6	50	2/2	1/4								
10	GALVEZ Derly												
11	DELGADO Camila	2/6	33	1/4	1/1	0/1							
12	MIRANDA Maria												
15	VILCHEZ Lucia	0/1	0		0/1								
18	PORRAS Rosa	1/4	25	1/4									
19	VASQUEZ Angie	1/3	33	0/2	1/1								
21	CRUZ Ariana	4/8	50	0/2	3/5			1/1					
25	BALARIN Marcela	0/1	0		0/1								
	Bench/Team												
	Totals	14/41	34	7/22	6/13	0/5		1/1			3		

Goalkeepers		Saves							
No.	Name	S/S	%	6m	Wing	9m	7m	FB	BT
1	SALCEDO Karoline	5/16	31	3/6	0/4	0/1	0/2	2/2	0/1
12	MIRANDA Maria	5/37	14	2/10	1/6	0/1		1/15	1/5
	Totals	10/53	19	5/16	1/10	0/2	0/2	3/17	1/6

RUNNING SCORE
PUR-PER

	1st Half	
CEBALLOS N	1 (2') 0	
	1 (2') 1	DELGADO C
HIRALDO S	2 (3') 1	
FUENTES Z	3 (4') 1	
FUENTES Z	4 (5') 1	
GARCIA C	5 (8') 1	
GARCIA C	6 (10') 1	
MALDONADO J	7 (11') 1	
ORTIZ R	8 (12') 1	
	8 (13') 2	SERVAT K
CEBALLOS N	9 (13') 2	
	9 (14') 3	DIAZ M
VERGARA J	10 (14') 3	
GARCIA C	11 (16') 3	
RODRIGUEZ A	12 (17') 3	
	12 (17') 4	ROMERO S
VERGARA J	13 (18') 4	
HIRALDO S	14 (19') 4	
POPE N	15 (20') 4	
	15 (20') 5	DIAZ M
POPE N	16 (21') 5	
HIRALDO S	17 (22') 5	
POPE N	18 (24') 5	
POPE N	19 (24') 5	
FUENTES Z	20 (25') 5	
ORTIZ R	21 (26') 5	
	21 (27') 6	DIAZ M
RODRIGUEZ A	22 (28') 6	
FUENTES Z	23 (29') 6	
	23 (30') 7	CRUZ A
FUENTES Z	24 (30') 7	
	2nd Half	
	24 (31') 8	CRUZ A
MALDONADO J	25 (32') 8	
GRACIANI E	26 (33') 8	
POPE N	27 (33') 8	
RODRIGUEZ A	28 (34') 8	
ORTIZ R	29 (35') 8	
	29 (37') 9	DELGADO C
POPE N	30 (38') 9	
VERGARA J	31 (41') 9	
ORTIZ R	32 (41') 9	
	32 (42') 10	VASQUEZ A
GARCIA C	33 (43') 10	
	33 (44') 11	CRUZ A
	33 (46') 12	SERVAT K
VERGARA J	34 (46') 12	
HIRALDO S	35 (47') 12	
VERGARA J	36 (50') 12	
RODRIGUEZ A	37 (51') 12	
GARCIA C	38 (51') 12	
	38 (52') 13	PORRAS R
ORTIZ R	39 (55') 13	
GRACIANI E	40 (56') 13	
	40 (58') 14	CRUZ A
FUENTES Z	41 (58') 14	
FUENTES Z	42 (59') 14	
FUENTES Z	43 (60') 14	

Legend:

%	Efficiency	+	2 Minute + 2 Minute Suspensions			2Min	2 Minute Suspensions
6m	6-metre Shots	7m	7-metre Shots	9m	9-metre Shots	BT	Breakthroughs
BC	Blue Card	FB	Fast Breaks	G/S	Goals/Shots	RC	Red Cards
S/S	Saves/Shots	Wing	Wing Shots	YC	Yellow Cards		

ESTADÍSTICAS DE EQUIPO PARTIDO

MATCH TEAM STATISTICS

PUR 43 - 14 PER

(24-7) (19-7)

Match 14

Referees: LENCI Sebastián / LOPEZ Julian (ARG)

PUR-Puerto Rico

Players		Shots								Offence		Defence		Punishments				TP
No.	Name	G/S	%	6m	Wing	9m	7m	FB	BT	AS	TO	ST	BS	YC	2Min	RC	BC	
1	ESCOBAR Kitsa																	25:10
2	CABRERA Adriana									3	1	1						30:32
5	CEBALLOS Nathalys	2/4	50	0/1			2/3			8	2	1						40:55
6	HIRALDO Sheila	4/8	50	3/5		1/2		0/1		11								35:21
7	GRACIANI Erika	2/4	50					1/3	1/1		1							27:29
8	VERGARA Joane	5/6	83		4/5			1/1		2		1						23:49
11	BENITEZ Alanis									1								21:23
12	CARRASQUILLO Roxanaly																	28:47
13	RODRIGUEZ Alexandra	4/7	57	0/1				1/1	3/5	2	3	3						43:50
14	POPE Nicolette	6/7	86	3/4				3/3		2								25:33
15	MALDONADO Jailene	2/2	100			1/1		1/1		3								18:09
18	GARCIA Ciris	5/7	71	4/5			0/1	1/1		1	1		1					40:48
22	FUENTES Zuleika	8/10	80	1/2	3/4			3/3	1/1			4						36:39
24	ORTIZ Robeliz	5/5	100		2/2			3/3		1		1						21:00
	Bench/Team																	
	Totals	43/60	72	11/18	9/11	2/3	2/4	14/17	5/7	35	9	30	1					

Goalkeepers		Total Shots		6m Shots		Wing Shots		9m Shots		7m Shots		Fast Breaks		Breakthroughs	
No.	Name	S/S	%	S/S	%	S/S	%	S/S	%	S/S	%	S/S	%	S/S	%
1	ESCOBAR Kitsa	9/16	56	5/10	50	3/5	60	1/1	100						
2	CABRERA Adriana														
12	CARRASQUILLO Roxanaly	5/12	42	4/6	67	0/4	0	1/1	100			0/1	0		
	Totals	14/28	50	9/16	56	3/9	33	2/2	100			0/1	0		

Team Shots	Goals	Saves	Missed	Post	Blocked	Total	%
6m Shots	11	5	1	1		18	61
Wing Shots	9	1		1		11	82
9m Shots	2		1			3	67
7m Shots	2		2		n/a	4	50
Fast Breaks	14	3				17	82
Breakthroughs	5	1		1		7	71
Totals	43	10	4	3		60	72

Number of Attacks: 69 **Scoring Efficiency:** 62%

RESULTADOS DEL PARTIDO
MATCH RESULTS

DOM 26 - 24 PUR
(13-14) (13-10)

Match 18

Referees: ZUÑIGA Alexys / REYES RaymeL (CUB)

DOM-Dominican Republic

Players		Shots								Punishments			
No.	Name	G/S	%	6m	Wing	9m	7m	FB	BT	YC	2Min	RC	BC
1	DOMINGUEZ Cari	0/2	0			0/2							
2	BRITO Yojaver	4/4	100	1/1	2/2				1/1				
3	HERNANDEZ Crisleidy	1/2	50			0/1	1/1						
5	LIRANZO Danilza												
6	CABRERA Annerys	4/4	100	4/4						1	1		
7	PIMENTEL Johanna												
8	PEÑA Nancy	3/5	60	1/2	1/1			0/1	1/1				
9	ANDINO Mariela	4/4	100	2/2			2/2						
10	LORENZO Carina	2/4	50	1/2		1/2							
11	PUELLO Florquidia	1/1	100	1/1						1	1		
12	SUAREZ Suleidi	0/1	0			0/1							
14	TORREIRA Devora	1/1	100			1/1							
17	MORFE Yamilet												
19	NOVAS Yeimy	6/8	75	1/1		3/5			2/2				
	Bench/Team									1			
	Totals	26/36	72	11/13	3/3	5/12	3/3	0/1	4/4	3	2		

Goalkeepers		Saves							
No.	Name	S/S	%	6m	Wing	9m	7m	FB	BT
1	DOMINGUEZ Cari	12/27	44	3/5	5/9	1/3	2/6	1/4	
12	SUAREZ Suleidi	3/12	25	2/5	1/3		0/1	0/2	0/1
	Totals	15/39	38	5/10	6/12	1/3	2/7	1/6	0/1

PUR-Puerto Rico

Players		Shots								Punishments			
No.	Name	G/S	%	6m	Wing	9m	7m	FB	BT	YC	2Min	RC	BC
1	ESCOBAR Kitsa												
2	CABRERA Adriana												
5	CEBALLOS Nathalys	4/9	44	0/4			3/4	1/1			1		
6	HIRALDO Sheila	1/2	50	1/2								1	
7	GRACIANI Erika	2/4	50	1/1	1/1			0/2					
8	VERGARA Joane	3/6	50		3/5			0/1					
11	BENITEZ Alanis	0/2	0		0/2								
12	CARRASQUILLO Roxanaly												
13	RODRIGUEZ Alexandra												
14	POPE Nicolette	1/2	50	1/1		0/1							
15	MALDONADO Jailene	4/7	57	1/1	1/2	0/2		1/1	1/1				
18	GARCIA Ciris	4/7	57	0/2		2/2	2/3			1			
22	FUENTES Zuleika	4/8	50	1/3	1/2			2/3					
24	ORTIZ Robeliz	1/3	33		0/2			1/1					
	Bench/Team												
	Totals	24/50	48	5/14	6/14	2/5	5/7	5/9	1/1	2	1	1	

Goalkeepers		Saves							
No.	Name	S/S	%	6m	Wing	9m	7m	FB	BT
1	ESCOBAR Kitsa	0/3	0		0/1		0/1		0/1
12	CARRASQUILLO Roxanaly	2/22	9	1/10	0/1	1/6	0/2		0/3
	Totals	2/25	8	1/10	0/2	1/6	0/3		0/4

RUNNING SCORE
DOM-PUR

	1st Half	
ANDINO M	1 (2') 0	
	1 (3') 1	FUENTES Z
PEÑA N	2 (4') 1	
	2 (5') 2	POPE N
BRITO Y	3 (5') 2	
	3 (6') 3	HIRALDO S
ANDINO M	4 (6') 3	
	4 (7') 4	MALDONADO J
	4 (11') 5	FUENTES Z
PEÑA N	5 (12') 5	
	5 (13') 6	VERGARA J
ANDINO M	6 (14') 6	
	6 (14') 7	MALDONADO J
	6 (15') 8	MALDONADO J
BRITO Y	7 (15') 8	
	7 (16') 9	CEBALLOS N
ANDINO M	8 (17') 9	
TORREIRA D	9 (20') 9	
	9 (20') 10	CEBALLOS N
	9 (21') 11	VERGARA J
	9 (22') 12	MALDONADO J
NOVAS Y	10 (23') 12	
	10 (25') 13	ORTIZ R
BRITO Y	11 (26') 13	
PEÑA N	12 (27') 13	
PUELLO F	13 (30') 13	
	13 (30') 14	GARCIA C
	2nd Half	
HERNANDEZ C	14 (32') 14	
	14 (33') 15	GARCIA C
BRITO Y	15 (34') 15	
NOVAS Y	16 (39') 15	
	16 (40') 16	FUENTES Z
CABRERA A	17 (40') 16	
	17 (40') 17	VERGARA J
	17 (42') 18	GRACIANI E
NOVAS Y	18 (45') 18	
CABRERA A	19 (46') 18	
	19 (47') 19	GRACIANI E
CABRERA A	20 (47') 19	
NOVAS Y	21 (49') 19	
	21 (52') 20	FUENTES Z
LORENZO C	22 (54') 20	
	22 (55') 21	GARCIA C
NOVAS Y	23 (55') 21	
	23 (55') 22	GARCIA C
LORENZO C	24 (55') 22	
	24 (55') 23	CEBALLOS N
CABRERA A	25 (55') 23	
	25 (55') 24	CEBALLOS N
NOVAS Y	26 (58') 24	

Legend:							
%	Efficiency	+	2 Minute + 2 Minute Suspensions			2Min	2 Minute Suspensions
6m	6-metre Shots	7m	7-metre Shots	9m	9-metre Shots	BT	Breakthroughs
BC	Blue Card	FB	Fast Breaks	G/S	Goals/Shots	RC	Red Cards
S/S	Saves/Shots	Wing	Wing Shots	YC	Yellow Cards		

ESTADÍSTICAS DE EQUIPO PARTIDO

MATCH TEAM STATISTICS

DOM 26 - 24 PUR

(13-14) (13-10)

Match 18

Referees: ZUÑIGA Alexys / REYES RaymeL (CUB)

DOM-Dominican Republic

Players		Shots								Offence		Defence		Punishments				TP
No.	Name	G/S	%	6m	Wing	9m	7m	FB	BT	AS	TO	ST	BS	YC	2Min	RC	BC	
1	DOMINGUEZ Cari	0/2	0			0/2												40:28
2	BRITO Yojaver	4/4	100	1/1	2/2				1/1	1	3							59:55
3	HERNANDEZ Crisleidy	1/2	50			0/1	1/1			4	1							12:59
5	LIRANZO Danilza									1	2							14:45
6	CABRERA Annerys	4/4	100	4/4						1	2			1	1			59:44
7	PIMENTEL Johanna										1							1:07
8	PEÑA Nancy	3/5	60	1/2	1/1			0/1	1/1	1	3							60:00
9	ANDINO Mariela	4/4	100	2/2			2/2				1							6:40
10	LORENZO Carina	2/4	50	1/2		1/2				8	4	1						49:33
11	PUELLO Florquidia	1/1	100	1/1						3	2			1	1			37:54
12	SUAREZ Suleidi	0/1	0			0/1												19:32
14	TORREIRA Devora	1/1	100			1/1				2								20:59
17	MORFE Yamilet																	
19	NOVAS Yeimy	6/8	75	1/1		3/5			2/2	1	4	1						37:54
	Bench/Team													1				
	Totals	26/36	72	11/13	3/3	5/12	3/3	0/1	4/4	22	23	17		3	2			

Goalkeepers		Total Shots		6m Shots		Wing Shots		9m Shots		7m Shots		Fast Breaks		Breakthroughs	
No.	Name	S/S	%	S/S	%	S/S	%	S/S	%	S/S	%	S/S	%	S/S	%
1	DOMINGUEZ Cari	12/27	44	3/5	60	5/9	56	1/3	33	2/6	33	1/4	25		
12	SUAREZ Suleidi	3/12	25	2/5	40	1/3	33			0/1	0	0/2	0	0/1	0
	Totals	15/39	38	5/10	50	6/12	50	1/3	33	2/7	29	1/6	17	0/1	0

Team Shots	Goals	Saves	Missed	Post	Blocked	Total	%
6m Shots	11	1		1		13	85
Wing Shots	3					3	100
9m Shots	5	2	3	1	1	12	42
7m Shots	3				n/a	3	100
Fast Breaks				1		1	0
Breakthroughs	4					4	100
Totals	26	3	3	3	1	36	72

Number of Attacks: 59 **Scoring Efficiency:** 44%

ESTAD. GENERALES DEL EQUIPO As of 1 AUG 2019

OVERALL TEAM STATISTICS

Players

Team	MP	Total Shots		6m Shots		Wing Shots		9m Shots		7m Shots		Fast Breaks		Breakthroughs		Offence		Defence		Punishments			
		G/S	%	G/S	%	G/S	%	G/S	%	G/S	%	G/S	%	G/S	%	AS	TO	ST	BS	YC	2Min	RC	BC
ARG	5	157/278	56	61/99	62	13/30	43	11/54	20	18/24	75	43/55	78	11/16	69	129	52	92	7	6	14		
BRA	5	174/250	70	46/74	62	26/36	72	22/36	61	17/20	85	38/50	76	25/34	74	136	37	93	13	8	17		
CAN	5	90/196	46	31/56	55	16/41	39	5/40	13	12/16	75	16/26	62	10/17	59	56	116	81	3	7	18		
CUB	5	120/240	50	37/73	51	13/34	38	18/55	33	15/19	79	16/19	84	21/40	53	89	76	66	5	8	19	1	
DOM	5	135/230	59	51/84	61	24/34	71	13/48	27	13/18	72	20/27	74	14/19	74	91	95	62	2	10	24	2	
PER	5	60/189	32	26/82	32	12/35	34	2/43	5	11/14	79	5/7	71	4/8	50	41	155	51	1	3	19	1	
PUR	5	130/236	55	46/95	48	25/45	56	7/18	39	20/28	71	24/35	69	8/15	53	90	80	77	3	6	8	3	
USA	5	102/207	49	16/47	34	18/35	51	21/67	31	11/13	85	20/23	87	16/22	73	82	77	62	9	8	18		
Totals		968/1826	53	314/610	51	147/290	51	99/361	27	117/152	77	182/242	75	109/171	64	708	665	206	37	55	137	7	

GoalKeepers

Team	MP	Total Shots		6m Shots		Wing Shots		9m Shots		7m Shots		Fast Breaks		Breakthroughs	
		S/S	%	S/S	%	S/S	%	S/S	%	S/S	%	S/S	%	S/S	%
ARG	5	69/159	43	26/65	40	5/11	45	24/33	73	2/13	15	5/10	50	7/27	26
BRA	5	60/137	44	17/49	35	15/22	68	20/32	63	3/13	23	0/5	0	5/16	31
CAN	5	52/178	29	26/70	37	6/26	23	11/18	61	3/21	14	2/26	8	4/17	24
CUB	5	67/188	36	25/58	43	12/33	36	19/37	51	4/19	21	2/23	9	5/18	28
DOM	5	66/179	37	24/55	44	19/40	48	10/18	56	5/24	21	5/28	18	3/14	21
PER	5	45/243	19	17/71	24	6/36	17	5/18	28	2/17	12	10/84	12	5/17	29
PUR	5	39/144	27	16/59	27	11/29	38	9/23	39	2/12	17	0/11	0	1/10	10
USA	5	50/166	30	16/46	35	7/28	25	14/27	52	2/19	11	7/23	30	4/23	17
Totals		448/1394	32	167/473	35	81/225	36	112/206	54	23/138	17	31/210	15	34/142	24

JUEGO LIMPIO As of 30 JUL 2019

TEAM FAIR PLAY

Rank	Team	Points		BC	RC	2Min	YC	MP
		Avg	Total					
1	ARG-Argentina	6.8	34			14	6	5
2	PUR-Puerto Rico	7.4	37		3	8	6	5
3	BRA-Brazil	8.4	42			17	8	5
4	CAN-Canada	8.6	43			18	7	5
5	USA-United States of America	8.8	44			18	8	5
6	PER-Peru	9.2	46		1	19	3	5
7	CUB-Cuba	10.2	51		1	19	8	5
8	DOM-Dominican Republic	13.6	68		2	24	10	5

ESTADÍSTICAS INDIVIDUALES As of 30 JUL 2019

INDIVIDUAL STATISTICS

GOALSCORERS (top 40)

Rank	No.	Name	Team	Goals	Shots	%	7m Shots	MP
1	22	KARSTEN Elke J.	ARG	28	56	50	5/7	5
2	21	CARDOSO C. Adriana	BRA	27	36	75	4/6	5
3	9	ANDINO Mariela	DOM	24	32	75	8/11	5
4	5	PIZZO Manuela	ARG	24	36	67	6/8	5
5	22	RHOADS Jence	USA	24	40	60		5
6	21	CRUZ Ariana	PER	23	44	52	10/11	5
7	9	RODRIGUES B. Ana P.	BRA	22	30	73	9/9	5
8	5	CEBALLOS Nathalys	PUR	22	40	55	16/21	5
9	15	ANDERSEN Nicole	USA	22	49	45	11/13	5
10	23	RIZO Eyatne	CUB	21	35	60	7/9	5
11	22	FUENTES Zuleika	PUR	20	33	61		5
12	18	TÉLLEZ Lorena Aide	CUB	19	40	48		5
13	2	A. DE PAULA Bruna A.	BRA	18	28	64		5
14	18	GARCIA Ciris	PUR	18	29	62	3/5	5
15	25	CASASOLA Micaela J.	ARG	18	29	62		5
16	9	MENDOZA Luciana	ARG	18	31	58	7/9	5
17	3	ROUTHIER Emily	CAN	18	37	49	11/13	5
18	2	BRITO Yojaver	DOM	17	24	71		5
18	11	TAYLOR Julia	USA	17	24	71		5
20	88	COSTA Mariana	BRA	17	25	68	4/5	5
21	18	AMORIM T. Eduarda	BRA	17	25	68		5
22	14	POPE Nicolette	PUR	16	22	73		5
23	10	LORENZO Carina	DOM	16	23	70		5
24	6	CABRERA Annerys	DOM	16	25	64		5
25	19	GOMES B. Elaine	BRA	15	19	79		5
26	9	LUSSÓN Lisandra	CUB	15	32	47	5/7	5
27	11	PUELLO Florquidia	DOM	14	17	82		5
28	7	M. ARAUJO Tamires	BRA	14	19	74		5
29	2	BENHACINE Nassima	CAN	14	21	67		5
30	7	CAMPIGLI Rocio	ARG	14	22	64		5
31	15	MALDONADO Jailene	PUR	14	23	61		5
32	11	CAMEJO R. Yunisleidy	CUB	13	15	87		5
33	18	LÉGER Catherine	CAN	13	21	62		5
34	20	F. ARAUJO Larissa	BRA	12	16	75		5
35	8	BONAZZOLA Camila	ARG	12	23	52		5
36	5	ROBERT Schakira	CUB	12	29	41		5
37	3	CAVO Malena	ARG	11	19	58		4
37	8	PEÑA Nancy	DOM	11	19	58		5
39	10	REYES Gleinys	CUB	11	20	55		5
40	6	HIRALDO Sheila	PUR	11	30	37	1/1	5

ESTADÍSTICAS DE PORTERO As of 30 JUL 2019

GOALKEEPER STATISTICS

SHOTS (top 20)

Minimum 20% of total shots received by team

Rank	No.	Name	Team	%	Saves	Shots	MP
1	87	L. ARRUDA Renata	BRA	51	35	69	5
2	16	BORDON Nadia	ARG	51	21	41	5
3	1	CARRATU Marisol	ARG	41	48	118	5
4	1	DOMINGUEZ Cari	DOM	38	47	124	5
5	12	ARENHART Bárbara E.	BRA	37	25	68	5
6	12	CEDEÑO R. Indiana	CUB	36	16	44	4
7	1	MORA Niurkis	CUB	35	51	144	5
8	12	NEWBERN Bryana	USA	35	25	71	5
9	12	SUAREZ Suleidi	DOM	35	19	55	5
10	12	GAGNON Vassilia	CAN	32	48	149	5
11	1	ESCOBAR Kitsa	PUR	28	18	65	5
12	12	CARRASQUILLO Roxanaly	PUR	27	21	79	5
13	1	FASOLD Sophie	USA	26	25	95	5
14	1	SALCEDO Karoline	PER	20	24	118	5
15	12	MIRANDA Maria	PER	17	21	125	5

PENALTY SHOTS (top 20)

Minimum 20% of total shots received by team

Rank	No.	Name	Team	%	Saves	Shots	MP
1	12	ARENHART Bárbara E.	BRA	33	2	6	5
2	1	MORA Niurkis	CUB	29	4	14	5
3	1	DOMINGUEZ Cari	DOM	24	4	17	5
4	12	GAGNON Vassilia	CAN	21	3	14	5
5	1	ESCOBAR Kitsa	PUR	20	1	5	5
6	1	CARRATU Marisol	ARG	18	2	11	5
7	12	MIRANDA Maria	PER	17	1	6	5
8	12	CARRASQUILLO Roxanaly	PUR	14	1	7	5
8	87	L. ARRUDA Renata	BRA	14	1	7	5
8	12	NEWBERN Bryana	USA	14	1	7	5
8	12	SUAREZ Suleidi	DOM	14	1	7	5
12	1	SALCEDO Karoline	PER	9	1	11	5
13	1	FASOLD Sophie	USA	8	1	12	5

RESUMEN DEL TORNEO As of 30 JUL 2019

TOURNAMENT SUMMARY

Group A

Rank	Team	Pts	MP	W	T	L	GF	GA	Diff.
1	BRA	6	3	3	0	0	110	48	62
2	CUB	4	3	2	0	1	75	68	7
3	PUR	2	3	1	0	2	63	76	-13
4	CAN	0	3	0	0	3	36	92	-56

Team	BRA	CUB	PUR	CAN
BRA		29-20	40-16	41-12
CUB	20-29		27-24	28-15
PUR	16-40	24-27		23-9
CAN	12-41	15-28	9-23	

Group B

Rank	Team	Pts	MP	W	T	L	GF	GA	Diff.
1	ARG	6	3	3	0	0	105	39	66
2	USA	4	3	2	0	1	70	59	11
3	DOM	2	3	1	0	2	85	69	16
4	PER	0	3	0	0	3	34	127	-93

Team	ARG	USA	DOM	PER
ARG		26-15	27-17	52-7
USA	15-26		26-22	29-11
DOM	17-27	22-26		46-16
PER	7-52	11-29	16-46	

Final Round

Date	Start Time	Teams	Phase	Match No.	Result
MON 29 JUL	10:00	PUR - PER	Placement Matches 5th to 8th	13	43-14 (24-7) (19-7)
	12:00	DOM - CAN	Placement Matches 5th to 8th	14	24-23 (9-14) (15-9)
	18:00	ARG - CUB	Semifinals	15	31-21 (17-7) (14-14)
	20:30	BRA - USA	Semifinals	16	34-9 (15-3) (19-6)
TUE 30 JUL	10:00	CAN - PER	Placement Match 7th to 8th	17	31-12 (17-6) (14-6)
	12:00	DOM - PUR	Placement Match 5th to 6th	18	26-24 (13-14) (13-10)
	18:00	CUB - USA	Bronze Medal Match	19	24-23 (13-12) (11-11)
	20:30	ARG - BRA	Gold Medal Match	20	21-30 (12-12) (9-18)

Final Standings

Medal	Rank	Team
Gold	1	BRA-Brazil
Silver	2	ARG-Argentina
Bronze	3	CUB-Cuba
	4	USA-United States
	5	DOM-Dominican Republic
	6	PUR-Puerto Rico
	7	CAN-Canada
	8	PER-Peru

Equipo de Balonmano de la República Dominicana





BÉISBOL

Delegación de Béisbol

Nombre	Funcion
Jorge Agustín Meran Pérez	Atleta
Garabez Rosa Paniagua	Atleta
Willi Camilo García Archivor	Atleta
Ronny Leonel Paulino	Atleta
Carlos Pimentel Espinal	Atleta
Miguel Ángel Gómez Vásquez	Atleta
Pedro Viola Contreras	Atleta
Randy Pérez Henríquez	Atleta
Argelis Rafael Inoa Rodríguez	Atleta
Huascar Leandro Brazoban de la Cruz	Atleta
Diego Agustín Goris Veras	Atleta
Raúl Valdez González	Atleta
Ranfi De Jesús Casimiro Luna	Atleta
Audry Joel Pérez	Atleta
Deibinson Joel Romero	Atleta
Robelys Santiago Reyes	Atleta
Eduardo Emigdio de Oleo Méndez	Atleta
Jhon Esmil Mora Cuevas	Atleta
Osvaldo Manuel Abreu Melitón	Atleta
Ariel Peña Mora	Atleta
Ramón Antonio Morla	Atleta
Ángel María Castro Del Orbe	Atleta
Edgar Alberto García Meran	Atleta
Jhan Carlos Mariñez Fuentes	Atleta
Ronny Agustín	Atleta

Delegación de Béisbol

(Continuación)

Nombre	Función
Javier Emilio Paulino Hernández	Delegado
Pedro Michel López Santiago	Entrenador
Lewis Prensa	Entrenador
Wilton Chávez	Entrenador
José Gómez Sierra	Entrenador
José Enmanuel Gómez Frías	Oficial
Silvestre Campusano Díaz	Entrenador
Domingo Félix Andújar José	Entrenador
Renny Pérez Mena	Entrenador

CAMPO DE BÉISBOL
BASEBALL FIELD

BÉISBOL
BASEBALL

HOMBRES
MEN

RONDA PRELIMINAR - GRUPO 1 - PARTIDO 3
PRELIMINARY ROUND - GROUP 1 - GAME 3

RESUMEN DEL JUEGO
GAME SUMMARY (BOX SCORE)

PERU (PER) 3 - DOMINICAN REPUBLIC (DOM) 10

Team	1	2	3	4	5	6	7	8	9	R	H	E	LOB
DOM	3	0	0	0	0	0	3	0	4	**10**	11	0	9
PER	0	0	0	0	0	1	0	0	2	**3**	7	1	6

DOM-DOMINICAN REPUBLIC	Pos	AB	R	H	RBI	BB	SO	PO	A	E
MORA J	CF	4	1	1	-	2	-	1	-	-
ABREU O	SS	4	3	2	-	1	-	1	6	-
ROSA G	LF	4	2	1	-	1	-	-	-	-
PAULINO R	DH	4	3	2	4	1	1	-	-	-
GARCIA W	RF	3	1	2	4	2	1	-	-	-
GOMEZ M	1B	5	-	1	2	-	1	11	-	-
INOA A	2B	4	-	-	-	-	1	4	1	-
GORIS D	3B	5	-	1	-	-	1	1	2	-
PEREZ A	C	5	-	1	-	-	-	9	-	-
CASTRO A	P	-	-	-	-	-	-	-	1	-
*GARCIA E	P	-	-	-	-	-	-	-	-	-
*PIMENTEL C	P	-	-	-	-	-	-	-	-	-
*MARIÑEZ J	P	-	-	-	-	-	-	-	-	-
Totals:		38	10	11	10	7	5	27	10	0

Bottom 6th GARCIA E entered as Pitcher
Bottom 8th PIMENTEL C entered as Pitcher
Bottom 9th MARIÑEZ J entered as Pitcher

PER-PERU	Pos	AB	R	H	RBI	BB	SO	PO	A	E
KANASHIRO G	CF	4	-	-	-	-	1	3	-	-
SHIMURA D	RF	3	-	-	-	-	-	1	-	-
*TENYA A	RF	1	-	-	-	-	1	-	-	-
YOZA S	SS	4	-	1	-	-	1	-	3	-
I. J	3B	2	1	1	-	1	-	1	-	1
	2B	-	-	-	-	-	-	-	-	-
VASQUEZ J	PH	1	1	1	-	-	-	-	-	-
PASTOR J	C	3	-	1	-	1	-	5	-	-
CASTRO I	PR	-	1	-	-	-	-	-	-	-
ROJAS C	DH	4	-	-	1	-	2	-	-	-
AYARZA R	2B	1	-	-	-	1	1	2	3	-
SÁNCHEZ-N. J	PH	-	-	-	-	1	-	-	-	-
*MOROMIZATO A	PR	1	-	-	-	-	1	-	-	-
	3B	-	-	-	-	-	-	1	1	-
	2B	-	-	-	-	-	-	-	-	-
UEZU D	1B	2	-	1	-	-	-	8	-	-
*HAMAMOTO A	PH	2	-	1	1	-	-	-	-	-
	1B	-	-	-	-	-	-	4	-	-
LIU D	LF	4	-	1	-	-	2	2	-	-
ISHIHARA K	P	-	-	-	-	-	-	-	1	-
*HERRERA J	P	-	-	-	-	-	-	-	1	-
*YAMAMOTO K	P	-	-	-	-	-	-	-	-	-
*TAKANO A	P	-	-	-	-	-	-	-	-	-
Totals:		32	3	7	2	4	9	27	9	1

Top 7th TENYA A entered as Right Fielder
Top 7th HERRERA J entered as Pitcher
Bottom 7th SÁNCHEZ-N. J hit for (77) AYARZA R
Bottom 7th HAMAMOTO A hit for (34) UEZU D
Bottom 7th MOROMIZATO A ran for (7) SÁNCHEZ-N. J
Top 8th MOROMIZATO A moved to Third Baseman
Top 8th I. J moved to Second Baseman
Top 8th SÁNCHEZ-N. J moved to None
Top 8th MOROMIZATO A moved to Third Baseman
Top 9th YAMAMOTO K entered as Pitcher
Top 9th TAKANO A entered as Pitcher
Bottom 9th VASQUEZ J hit for (16) I. J
Bottom 9th CASTRO I ran for (27) PASTOR J

CAMPO DE BÉISBOL
BASEBALL FIELD

BÉISBOL
BASEBALL

HOMBRES
MEN

RONDA PRELIMINAR - GRUPO 1 - PARTIDO 7
PRELIMINARY ROUND - GROUP 1 - GAME 7

RESUMEN DEL JUEGO
GAME SUMMARY (BOX SCORE)

DOMINICAN REPUBLIC (DOM) 2 - NICARAGUA (NCA) 4

Team	1	2	3	4	5	6	7	8	9	R	H	E	LOB
NCA	0	0	2	0	0	0	2	0	0	4	8	1	8
DOM	0	0	0	1	0	1	0	0	0	2	12	4	9

NCA-NICARAGUA	Pos	AB	R	H	RBI	BB	SO	PO	A	E
VALLE N	CF	4	1	1	-	-	1	2	-	-
BENARD I	LF	4	-	1	-	-	1	1	1	-
CASTRO O	3B	4	1	-	-	1	2	3	1	1
VASQUEZ W	1B	3	-	1	1	1	-	9	-	-
CALDERON J	DH	4	1	1	1	-	1	-	-	-
ROBLES J	RF	4	-	2	1	-	-	5	-	-
ALEN L	C	4	-	2	-	-	-	5	1	-
MARTINEZ M	2B	4	-	-	-	-	2	2	1	-
ALEGRIA B	SS	4	1	-	-	-	1	-	4	-
FLORES F	P	-	-	-	-	-	-	-	-	-
*SEVILLA W	P	-	-	-	-	-	-	-	-	-
*GARCIA E	P	-	-	-	-	-	-	-	-	-
*BUCARDO W	P	-	-	-	-	-	-	-	-	-
Totals:		35	4	8	3	2	8	27	8	1

DOM-DOMINICAN REPUBLIC	Pos	AB	R	H	RBI	BB	SO	PO	A	E
MORA J	CF	5	-	-	-	-	1	3	-	-
ABREU O	SS	5	-	1	-	-	1	1	3	1
ROSA G	LF	4	-	-	-	-	-	2	-	1
	1B	-	-	-	-	-	-	4	-	-
PAULINO R	DH	4	-	2	-	-	-	-	-	-
GARCIA W	RF	5	1	1	-	-	2	1	-	-
GOMEZ M	1B	3	1	3	1	-	-	3	-	-
*REYES R	PR	1	-	-	-	-	-	-	-	-
	LF	-	-	-	-	-	-	-	-	-
	1B	-	-	-	-	-	-	-	-	-
INOA A	2B	4	-	3	1	-	-	2	4	-
GORIS D	3B	4	-	1	-	-	1	3	2	1
PEREZ A	C	3	-	1	-	-	-	8	-	-
ACOSTA J	P	-	-	-	-	-	-	-	-	-
*PEREZ R	P	-	-	-	-	-	-	-	1	1
*BRAZOBAN H	P	-	-	-	-	-	-	-	-	-
*VIOLA P	P	-	-	-	-	-	-	-	-	-
Totals:		38	2	12	2	0	5	27	10	4

Bottom 4th SEVILLA W entered as Pitcher
Bottom 8th GARCIA E entered as Pitcher
Bottom 9th BUCARDO W entered as Pitcher

Top 4th PEREZ R entered as Pitcher
Bottom 6th REYES R ran for (10) GOMEZ M
Top 7th ROSA G moved to First Baseman
Top 7th REYES R moved to Left Fielder
Top 7th BRAZOBAN H entered as Pitcher
Top 9th VIOLA P entered as Pitcher

2B - NCA 1 - CALDERON Jilton; DOM 2 - GARCIA Willi, INOA Argelis
SB - NCA 1 - BENARD Isaac; DOM 0
SH - NCA 2 - VALLE Norlando, BENARD Isaac; DOM 0
GDP-NCA 2 - MARTINEZ Marvin, CALDERON Jilton; DOM 0
DP - NCA 0; DOM 2 - ROSA Garabez, ABREU Osvaldo (2), GOMEZ Miguel, INOA Argelis (2)

CAMPO DE BÉISBOL
BASEBALL FIELD

BÉISBOL
BASEBALL

HOMBRES
MEN

RONDA PRELIMINAR - GRUPO 1 - PARTIDO 11
PRELIMINARY ROUND - GROUP 1 - GAME 11

RESUMEN DEL JUEGO
GAME SUMMARY (BOX SCORE)

PUERTO RICO (PUR) 2 - DOMINICAN REPUBLIC (DOM) 1

Team	1	2	3	4	5	6	7	8	9	10	R	H	E	LOB
DOM	0	0	0	0	0	1	0	0	0	0	1	6	0	11
PUR	1	0	0	0	0	0	0	0	0	1	2	7	2	10

DOM-DOMINICAN REPUBLIC	Pos	AB	R	H	RBI	BB	SO	PO	A	E
INOA A	2B	5	-	1	-	-	1	3	6	-
ABREU O	SS	4	-	-	-	-	-	3	2	-
GOMEZ M	1B	5	-	1	-	-	1	11	2	-
PAULINO R	DH	4	1	2	1	1	1	-	-	-
GARCIA W	RF	3	-	-	-	1	2	-	-	-
*REYES R	CF	-	-	-	-	-	-	1	-	-
GORIS D	3B	4	-	1	-	-	-	-	3	-
ROSA G	LF	4	-	-	-	-	1	1	-	-
DE OLEO E	C	4	-	-	-	-	1	8	1	-
MORA J	CF	2	-	1	-	2	-	2	-	-
	RF	-	-	-	-	-	-	-	-	-
PIMENTEL C	P	-	-	-	-	-	-	-	1	-
*VIOLA P	P	-	-	-	-	-	-	-	-	-
*GARCIA E	P	-	-	-	-	-	-	-	-	-
*MARIÑEZ J	P	-	-	-	-	-	-	-	-	-
Totals:		35	1	6	1	4	7	29	15	0

PUR-PUERTO RICO	Pos	AB	R	H	RBI	BB	SO	PO	A	E
MARTINEZ O	SS	2	1	1	-	2	-	1	5	1
GONZALEZ J	CF	2	-	-	-	1	-	3	-	-
DOMINGUEZ J	3B	3	-	2	2	1	-	2	1	-
MALDONADO B	DH	4	-	1	-	-	1	-	-	-
GOMEZ E	LF	4	-	1	-	-	1	1	-	-
LOPEZ A	1B	3	-	-	-	1	1	13	-	-
PADILLA J	RF	4	-	-	-	-	2	2	-	1
TORRES K	C	2	-	-	-	-	1	2	2	-
*RODRIGUEZ W	PH	2	1	1	-	-	-	1	-	-
	C	-	-	-	-	-	-	4	1	-
MATEO L	2B	4	-	1	-	-	1	2	4	-
CINTRON L	P	-	-	-	-	-	-	-	1	-
*CABRERA F	P	-	-	-	-	-	-	-	-	-
*CRUZ F	P	-	-	-	-	-	-	-	1	-
Totals:		30	2	7	2	5	7	30	15	2

Bottom 8th REYES R moved to Center Fielder
Bottom 8th MORA J moved to Right Fielder
Bottom 8th VIOLA P entered as Pitcher
Bottom 8th GARCIA E entered as Pitcher
Bottom 10th MARIÑEZ J entered as Pitcher

Top 7th CABRERA F entered as Pitcher
Bottom 7th RODRIGUEZ W hit for (32) TORRES K
Top 9th CRUZ F entered as Pitcher

2B - DOM 1 - PAULINO Ronny; PUR 2 - MARTINEZ Osvaldo, DOMINGUEZ Jeffrey
HR - DOM 1 - PAULINO R in 6th, (0 RBI); PUR 0
CS - DOM 1 - INOA Argelis; PUR 1 - MARTINEZ Osvaldo
SH - DOM 1 - ABREU Osvaldo; PUR 3 - MARTINEZ Osvaldo, GONZALEZ Jay (2)
SF - DOM 0; PUR 1 - DOMINGUEZ Jeffrey

CAMPO DE BÉISBOL
BASEBALL FIELD

BÉISBOL
BASEBALL

HOMBRES
MEN

TABLA DE RESULTADOS As of 4 AUG 2019

RESULTS TABLE

AFTER GAME 20

Group A

Rank	NOC	Games Played	Won	Lost	Runs For	Against	W/L%	GB
1	PUR	3	3	0	13	5	1.000	-
2	NCA	3	2	1	17	9	.667	1
3	DOM	3	1	2	13	9	.333	2
4	PER	3	0	3	4	24	.000	3

Group B

Rank	NOC	Games Played	Won	Lost	Runs For	Against	W/L%	GB
1	CAN	3	3	0	28	9	1.000	-
2	COL	3	2	1	13	13	.667	1
3	CUB	3	1	2	17	14	.333	2
4	ARG	3	0	3	2	24	.000	3

Super Round

Rank	NOC	Games Played	Won	Lost	Runs For	Against	W/L%	GB
1	PUR	3	3	0	17	9	1.000	-
2	CAN	3	2	1	25	11	.667	1
3	COL	3	1	2	15	13	.333	2
4	NCA	3	0	3	4	28	.000	3

Date	Time	Group	Teams	Result	Notes	Venue
MON 29 JUL	10:05	B	COL - CUB	6 - 1		Baseball Field - Competition Field
	15:05	B	CAN - ARG	10 - 0		Baseball Field - Competition Field
	19:05	A	PER - DOM	3 - 10		Baseball Field - Competition Field
TUE 30 JUL	10:05	A	NCA - PUR	3 - 7		Baseball Field - Competition Field
	15:05	B	ARG - COL	2 - 4		Baseball Field - Competition Field
	19:05	B	CUB - CAN	6 - 8		Baseball Field - Competition Field
WED 31 JUL	10:05	A	DOM - NCA	2 - 4		Baseball Field - Competition Field
	15:05	B	ARG - CUB	0 - 10		Baseball Field - Competition Field
	19:05	A	PER - PUR	1 - 4		Baseball Field - Competition Field
THU 01 AUG	10:05	B	CAN - COL	10 - 3		Baseball Field - Competition Field
	15:05	A	PUR - DOM	2 - 1		Baseball Field - Competition Field
	19:05	A	NCA - PER	10 - 0		Baseball Field - Competition Field
FRI 02 AUG	15:05	A	CAN - PUR	5 - 8		Baseball Field - Competition Field
	19:05	A	NCA - COL	1 - 11		Baseball Field - Competition Field
SAT 03 AUG	15:05	A	CAN - NCA	10 - 0		Baseball Field - Competition Field
	19:05	A	PUR - COL	2 - 1		Baseball Field - Competition Field

Note:
Home team in each game is listed first. Ties in rank are not broken until the completion of the preliminary round

Legend:
GB Games behind W/L% Win/loss percentage

CAMPO DE BÉISBOL
BASEBALL FIELD

BÉISBOL
BASEBALL

HOMBRES
MEN

POSICION 5º-6º - PARTIDO 16
5TH-6TH CONSOLATION - GAME 16

RESUMEN DEL JUEGO
GAME SUMMARY (BOX SCORE)

DOMINICAN REPUBLIC (DOM) 10 - CUBA (CUB) 9

Team	1	2	3	4	5	6	7	8	9	10	R	H	E	LOB
CUB	0	1	0	0	0	0	0	0	0	8	9	9	1	7
DOM	0	0	0	0	1	0	0	0	0	9	10	14	2	9

CUB-CUBA	Pos	AB	R	H	RBI	BB	SO	PO	A	E
SANTOS R	CF	4	1	1	1	1	-	3	-	-
MANDULEY Y	SS	4	1	1	3	-	-	3	2	-
GRACIAL Y	LF	5	-	1	-	-	1	-	-	-
	3B	-	-	-	-	-	-	-	-	-
SAMÓN Y	1B	5	1	1	-	-	1	9	1	-
HERNÁNDEZ E	DH	4	2	1	1	1	1	-	-	-
GONZÁLEZ R	3B	4	-	1	-	-	1	1	1	-
*LARDUET Y	PR	1	1	-	-	-	-	-	-	-
	3B	-	-	-	-	-	-	-	-	-
IBARRA Y	C	2	-	-	-	-	2	7	1	-
*ALARCÓN Y	PH	3	1	1	-	-	2	-	-	-
	C	-	-	-	-	-	-	3	-	-
PRIETO C	2B	5	1	2	1	-	-	2	5	1
GUIBERT Y	RF	2	1	-	1	2	1	1	-	-
BLANCO L	P	-	-	-	-	-	-	-	1	-
*GARCÍA V	P	-	-	-	-	-	-	-	-	-
*MOINELO L	P	-	-	-	-	-	-	-	1	-
*MARTÍNEZ R	P	-	-	-	-	-	-	-	1	-
*ÁLVAREZ P	P	-	-	-	-	-	-	-	-	-
*MEDINA F	P	-	-	-	-	-	-	-	-	-
*PAREDES W	P	-	-	-	-	-	-	-	-	-
*RODRÍGUEZ Y	P	-	-	-	-	-	-	-	-	-
Totals:		39	9	9	7	4	9	29	13	1

DOM-DOMINICAN REPUBLIC	Pos	AB	R	H	RBI	BB	SO	PO	A	E
MORA J	LF	3	-	-	-	-	-	2	-	-
*ROSA G	PH	3	-	1	-	-	-	-	-	-
	LF	-	-	-	-	-	-	1	-	-
INOA A	SS	6	1	1	2	-	1	4	1	-
GOMEZ M	2B	4	1	1	-	1	3	2	2	1
PAULINO R	DH	5	1	2	1	-	3	-	-	-
ROMERO D	1B	4	1	2	-	1	1	8	2	1
GARCIA W	RF	4	1	-	1	-	1	2	-	-
GORIS D	3B	5	2	4	3	-	-	-	1	-
DE OLEO E	C	3	2	1	-	1	2	7	3	-
REYES R	CF	3	-	1	1	1	-	3	-	-
PIMENTEL C	PR	-	-	-	-	-	-	-	-	-
ABREU O	PH	1	1	1	-	-	-	-	-	-
PEÑA MORA A	P	-	-	-	-	-	-	-	-	-
*MORLA R	P	-	-	-	-	-	-	-	-	-
*AGUSTIN R	P	-	-	-	-	-	-	-	1	-
*GARCIA E	P	-	-	-	-	-	-	-	-	-
*MARIÑEZ J	P	-	-	-	-	-	-	-	-	-
*BRAZOBAN H	P	-	-	-	-	-	-	1	-	-
Totals:		41	10	14	8	4	11	30	10	2

Bottom 5th GARCÍA V entered as Pitcher
Bottom 5th MOINELO L entered as Pitcher
Top 7th ALARCÓN Y hit for (31) IBARRA Y
Bottom 8th MARTÍNEZ R entered as Pitcher
Top 10th LARDUET Y ran for (8) GONZÁLEZ R
Bottom 10th GRACIAL Y moved to Third Baseman
Bottom 10th GRACIAL Y moved to Left Fielder
Bottom 10th ÁLVAREZ P entered as Pitcher
Bottom 10th MEDINA F entered as Pitcher
Bottom 10th PAREDES W entered as Pitcher
Bottom 10th RODRÍGUEZ Y entered as Pitcher

Top 5th MORLA R entered as Pitcher
Top 7th AGUSTIN R entered as Pitcher
Bottom 7th ROSA G hit for (5) MORA J
Top 8th GARCIA E entered as Pitcher
Top 10th MARIÑEZ J entered as Pitcher
Top 10th BRAZOBAN H entered as Pitcher
Bottom 10th PIMENTEL C ran for (4) REYES R
Bottom 10th ABREU O hit for (27) PIMENTEL C

CAMPO DE BÉISBOL
BASEBALL FIELD

BÉISBOL
BASEBALL

HOMBRES
MEN

ESTADÍSTICAS DEL EQUIPO As of 4 AUG 2019

TEAM STATISTICS

INCLUDING COMPLETED GAMES 20

BATTING

Rank	Team	Gr	BA	GP	AB	R	H	2B	3B	HR	RBI	SLG%	OB%	SO	BB	IBB	SH	SF	HP	I/O	SB	CS	LOB	GDP
1	ARG	B	.317	4	120	22	38	6	-	-	20	.367	.379	29	10	-	-	-	2	-	1	-	28	3
2	CAN	B	.307	6	212	44	65	16	-	6	41	.467	.371	42	22	-	-	2	1	-	10	-	44	1
3	PUR	A	.296	6	199	29	59	12	2	4	25	.437	.367	45	21	3	6	5	4	-	2	2	50	6
4	DOM	A	.283	4	152	23	43	11	1	3	21	.428	.359	28	15	1	2	-	3	-	-	1	39	3
5	CUB	B	.269	4	145	26	39	11	-	2	22	.386	.312	18	8	-	1	-	1	-	3	1	27	2
6	COL	B	.241	6	191	25	46	5	-	7	24	.377	.298	31	13	1	4	1	3	-	2	3	33	2
7	NCA	A	.197	6	173	24	34	6	-	1	19	.249	.272	25	14	-	5	-	4	-	1	-	31	6
8	PER	A	.160	4	100	5	16	4	-	-	2	.200	.257	30	9	-	1	-	4	-	1	-	20	2

FIELDING

Rank	Team	Gr	GP	PO	A	E	DP	FLD%
1	CAN	B	6	150	67	3	3	.986
2	CUB	B	4	101	41	2	4	.986
3	PUR	A	6	166	76	5	6	.980
4	ARG	B	4	86	41	3	3	.977
5	COL	B	6	150	50	5	5	.976
6	DOM	A	4	113	45	6	4	.963
7	NCA	A	6	142	54	10	4	.951
8	PER	A	4	85	29	9	3	.927

CATCHING

Team	Gr	GP	PB	SB	CS
ARG	B	4	2	5	-
CAN	B	6	-	1	-
COL	B	6	-	-	-
CUB	B	4	-	2	-
DOM	A	4	-	2	2
NCA	A	6	1	7	3
PER	A	4	-	3	-
PUR	A	6	-	2	-

PITCHING

Rank	Team	Gr	W	L	S	ERA	GP	CG	Sho	IP	H	R	ER	HR	BB	IBB	SO	HP	SH	SF	WP	BK
1	PUR	A	6	-	4	1.47	6	-	-	55.0	36	12	9	2	9	1	39	-	3	1	1	1
2	DOM	A	2	2	-	3.11	4	-	-	37.2	30	18	13	-	15	2	33	-	6	1	2	1
3	CAN	B	4	2	1	3.60	6	1	1	50.0	42	23	20	7	8	-	39	1	2	1	2	1
3	COL	B	3	3	1	3.60	6	-	-	50.0	47	23	20	3	17	-	35	2	3	1	6	1
5	NCA	A	3	2	1	4.91	6	-	-	47.2	51	28	26	5	16	1	33	3	2	1	1	2
6	CUB	B	1	3	-	6.15	4	-	-	33.2	41	24	23	3	12	1	35	1	1	1	-	1
7	ARG	B	1	3	-	6.28	4	-	-	28.2	34	25	20	1	11	-	14	5	1	-	3	2
8	PER	A	-	4	-	10.61	4	-	-	28.0	50	44	33	2	21	-	14	9	1	2	6	-

Note:
Team GP, DP and IP are not the sum of player participation.

Legend:

2B	Doubles	**3B**	Triples	**A**	Assists	**AB**	At bats
BA	Batting average	**BB**	Bases on balls	**Bk**	Balks	**CG**	Complete games
CS	Caught stealing	**DP**	Double plays	**E**	Errors	**ER**	Earned runs
ERA	Earned run average	**FLD%**	Fielding averag	**GDP**	Grounded into double play	**GP**	Games played
Gr	Group	**H**	Hits	**HP**	Hit by pitch	**HR**	Home runs
IBB	Intentional bases on balls	**I/O**	Reached base on interference or obstruction			**IP**	Innings pitched
L	Losses	**LOB**	Left on base	**OB%**	On base percentage	**PB**	Passed Balls
PO	Put outs	**R**	Runs	**RBI**	Runs batted in	**S**	Saves
SB	Stolen bases	**RBI**	Runs batted in	**RF**	Right Field	**SB**	Stolen bases
SF	Sacrifice flies	**SH**	Sacrifice hits	**Sho.**	Shoutouts	**SLG%**	Slugging percentage
SO	Strikeouts	**W**	Wins	**WP**	Wild Pitches		



CAMPO DE BEISBOL
BASEBALL FIELD

BÉISBOL
BASEBALL

HOMBRES
MEN



MEJORES JUGADORES OFENSIVOS As of 4 AUG 2019

BEST OFFENSIVE PLAYERS

INCLUDING COMPLETED GAMES 20

BATTING AVERAGE LEADERS

(Minimum 2.7 Plate Appearances per Game played by Team)

Rk	Player	Team	Gr	GP	PA	AB	H	BA
1	GARCIA Sebastian	ARG	B	4	15	15	8	.533
2	POMPEY Tristan	CAN	B	6	28	24	12	.500
3	RODRIGUEZ Wilfredo	PUR	A	6	21	19	9	.474
4	PAULINO Ronny	DOM	A	4	19	17	8	.471
5	TISSERA Manuel	ARG	B	4	14	13	6	.462
6	CORREA Christian	COL	B	6	23	22	10	.455
7	PRIETO César	CUB	B	4	16	16	7	.438
8	SAMÓN Yordanis	CUB	B	4	17	17	7	.412
9	VALLE Norlando	NCA	A	5	21	17	7	.412
10	GORIS Diego	DOM	A	4	18	18	7	.389

SLUGGING PERCENTAGE LEADERS

Rk	Player	Team	Gr	GP	PA	AB	TB	Slg%
1	PAULINO Ronny	DOM	A	4	19	17	15	.882
2	CORREA Christian	COL	B	6	23	22	17	.773
3	POMPEY Tristan	CAN	B	6	28	24	18	.750
4	POMARE Derwin	COL	B	6	23	22	15	.682
5	GARCIA Sebastian	ARG	B	4	15	15	10	.667
6	RODRIGUEZ Wilfredo	PUR	A	6	21	19	12	.632
7	GORIS Diego	DOM	A	4	18	18	11	.611
8	MALDONADO Brahiam	PUR	A	6	27	23	14	.609
9	SAMÓN Yordanis	CUB	B	4	17	17	10	.588
10	LENNERTON Jordan	CAN	B	6	27	24	14	.583

HOME RUN LEADERS

Rk	Player	Team	Gr	HR
1	PAULINO Ronny	DOM	A	2
2	CORREA Christian	COL	B	2
2	POMARE Derwin	COL	B	2
4	MALDONADO Brahiam	PUR	A	2
5	IBARRA Yunior	CUB	B	1
6	ALEN Luis	NCA	A	1
7	GARCIA Willi	DOM	A	1
8	GONZÁLEZ Raúl	CUB	B	1
9	CROUSE Michael	CAN	B	1

There are 2 players tied with 1

RUNS BATTED IN LEADERS

Rk	Player	Team	Gr	RBI
1	LENNERTON Jordan	CAN	B	8
2	DARVILL Wesley	CAN	B	8
3	CORREA Christian	COL	B	7
4	PANAS Connor	CAN	B	7
5	MANDULEY Yordan	CUB	B	6
6	PAULINO Ronny	DOM	A	6
7	ZURBRIGGEN Eduardo	ARG	B	5
8	GARCIA Willi	DOM	A	5
9	ROBLES Javier	NCA	A	5
10	GOMEZ Edwin	PUR	A	5

RUNS SCORED LEADERS

Rk	Player	Team	Gr	R
1	DARVILL Wesley	CAN	B	8
2	POMPEY Tristan	CAN	B	7
3	CORREA Christian	COL	B	6
3	POMARE Derwin	COL	B	6
5	WOOD Eric	CAN	B	6
6	SANTOS Roel	CUB	B	5
7	MANDULEY Yordan	CUB	B	5
8	PAULINO Ronny	DOM	A	5
9	LUCIANO Kevin	PUR	A	5
9	RODRIGUEZ Wilfredo	PUR	A	5

STOLEN BASE LEADERS

Rk	Player	Team	Gr	SB
1	DARVILL Wesley	CAN	B	5
2	CROUSE Michael	CAN	B	2
2	MALDONADO Brahiam	PUR	A	2

There are 9 players tied with 1

Note: Determination of rankings:
Batting average: Batting average (descending), Slugging percentage (descending), At bats (descending)
Slugging percentage: Slugging percentage (descending), At bats (descending)
Home runs: Home runs (descending), At bats (ascending)
Runs batted in: Runs batted in (descending), At bats (ascending)
Runs scored: Runs scored (descending), At bats (ascending)
Stolen bases: Stolen bases (descending), Stolen base percentage(descending)

Legend:

AB	At bats	**BA**	Batting average	**GP**	Games played	**Gr**	Group	**H**	Hits	**HR**	Home runs
PA	Plate appearances	**R**	Runs	**Rk**	Rank	**RBI**	Runs batted in	**SB**	Stolen bases		
Slg%	Slugging percentage			**TB**	Total bases on hits						

CAMPO DE BÉISBOL
BASEBALL FIELD

BÉISBOL
BASEBALL

HOMBRES
MEN

RESUMEN FINAL As of 4 AUG 2019

FINAL SUMMARY

Preliminary Round

Group A

	PUR	NCA	DOM	PER	Games Played	Won	Lost	Runs For	Against	W/L%	GB
PUR		7-3	2-1	4-1	3	3	0	13	5	1.000	-
NCA	3-7		4-2	10-0	3	2	1	17	9	.667	1
DOM	1-2	2-4		10-3	3	1	2	13	9	.333	2
PER	1-4	0-10	3-10		3	0	3	4	24	.000	3

Group B

	CAN	COL	CUB	ARG	Games Played	Won	Lost	Runs For	Against	W/L%	GB
CAN		10-3	8-6	10-0	3	3	0	28	9	1.000	-
COL	3-10		6-1	4-2	3	2	1	13	13	.667	1
CUB	6-8	1-6		10-0	3	1	2	17	14	.333	2
ARG	0-10	2-4	0-10		3	0	3	2	24	.000	3

Super Round

	PUR	CAN	COL	NCA	Games Played	Won	Lost	Runs For	Against	W/L%	GB
PUR		8-5	2-1		3	3	0	17	9	1.000	-
CAN	5-8			10-0	3	2	1	25	11	.667	1
COL	1-2			11-1	3	1	2	15	13	.333	2
NCA		0-10	1-11		3	0	3	4	28	.000	3

Consolation Round

DOM (H)
10 - 9
#16 Sat 3 Aug 10:05
Baseball Field
CUB (V)
10 - 9

Place 5th
DOM

Place 6th
CUB

ARG (H)
20 - 1
#13 Fri 2 Aug 10:05
Baseball Field
PER (V)

Place 7th
ARG
20 - 1

Final Round

PUR (H)
6 - 1
#20 Sun 4 Aug 18:05
Baseball Field
CAN (V)
6 - 1

Gold Medal
PUR
6 - 1

Silver Medal
CAN

COL (H)
6 - 0
#19 Sun 4 Aug 11:05
Baseball Field
NCA (V)
6 - 0

Bronze Medal
NCA

Final Standings

Gold	1	PUR
Silver	2	CAN
Bronze	3	NCA
	4	COL

Note:
During the playoffs, home team in each game is determined in a technical meeting prior to each phase.

Legend:
GB Games behind H Home team V Visiting team W/L% Win/loss percentage

Equipo de Beisbol de la República Dominicana



BOLICHE



Delegación de Boliche

Nombre	Función
Astrid Valiente	Atleta
Aura Mireya Guerra López	Atleta
Francisco Alejandro Prats Morey	Atleta
Rolando Antonio Sebelen Torres	Atleta
Amleto Andrés Monacelli	Entrenador
Craig Woodhouse	Entrenador

Doble Masculino



BOWLING CENTER
BOWLING CENTER

JUE THU
25 JUL 2019
9:00

BOWLING
BOWLING

DOBLES MASCULINO
MEN'S DOUBLES

FINAL - 1_6 DE 12 J.
FINAL - 1_6 OF 12 G.

RESULTADOS
RESULTS



Rank	Bib	Country/Name	G1	G2	G3	G4	G5	G6	G7	G8	G9	G10	G11	G12	Total	Average	Grand Total	Diff.
1		**PUR1**															2919	
		AZCONA Cristian	247	241	211	216	276	279							1470	245.0		
		PEREZ Jean	226	246	207	268	279	223							1449	241.5		
2		**USA1**															2688	-231
		BUTTURFF Jakob	216	270	237	235	279	279							1516	252.7		
		PATE Nicholas	234	204	228	125	183	198							1172	195.3		
3		**MEX1**															2681	-238
		LLERGO José	246	204	234	268	202	193							1347	224.5		
		QUINTERO Arturo	203	226	237	228	214	226							1334	222.3		
4		**VEN1**															2652	-267
		ROVAINA Luis	156	185	243	207	265	252							1308	218.0		
		RUIZ Ildemaro	203	223	243	215	213	247							1344	224.0		
5		**COL1**															2632	-287
		OTALORA Manuel	276	235	218	172	187	238							1326	221.0		
		QUINTANA Alfredo	244	199	225	204	212	222							1306	217.7		
6		**ARG1**															2616	-303
		HOCSMAN Jonathan	177	157	151	212	256	232							1185	197.5		
		LEGNANI Lucas	180	215	258	286	244	248							1431	238.5		
7		**CAN1**															2615	-304
		LAVOIE Francois	278	215	214	243	148	213							1311	218.5		
		MACLELLAND Dan	237	161	228	245	233	200							1304	217.3		
8		**CRC1**															2596	-323
		CONEJO Jonaykel	241	202	142	227	217	232							1261	210.2		
		MORETTI Marco	236	247	211	212	225	204							1335	222.5		
9		**PER1**															2590	-329
		GUIBU Adrian	205	226	182	196	213	173							1195	199.2		
		ISHIKAWA Yum	269	235	210	181	244	256							1395	232.5		
10		**GUA1**															2553	-366
		AGUILAR Diego	201	237	212	210	216	176							1252	208.7		
		BATRES Armando	182	229	248	206	199	237							1301	216.8		
11		**DOM1**															2530	-389
		PRATS Alex	189	190	217	222	209	249							1276	212.7		
		SEBELEN Rolando	257	234	215	188	167	193							1254	209.0		
12		**BER1**															2418	-501
		MATTHEWS Damien	165	163	161	248	265	166							1168	194.7		
		MAYCOCK David	225	258	211	200	153	203							1250	208.3		
13		**BRA1**															2359	-560
		COSTA Bruno	268	190	201	197	162	171							1189	198.2		
		SUARTZ Marcelo	195	153	210	160	221	231							1170	195.0		
14		**PAN1**															2325	-594
		ESCOBAR Santiago	185	203	200	168	224	157							1137	189.5		
		LEE Donald	203	268	193	208	154	162							1188	198.0		
15		**ARU1**															2283	-636
		BREMO Jonathan J.	190	180	265	142	167	149							1093	182.2		
		ROOS Yannick	205	221	204	225	195	140							1190	198.3		
16		**ESA1**															2145	-774
		ACOSTA Julio	163	204	178	179	160	161							1045	174.2		
		BENDECK Luis	171	205	196	205	183	140							1100	183.3		



BOWLING CENTER
BOWLING CENTER

JUE THU
25 JUL 2019
16:00

BOWLING
BOWLING

DOBLES MASCULINO
MEN'S DOUBLES





RESULTADOS FINALES
FINAL RESULTS

Rank	NOC	Name
GOLD	PUR	PUERTO RICO
SILVER	USA	UNITED STATES
BRONZE	COL	COLOMBIA
4	MEX	MEXICO
5	CAN	CANADA
6	CRC	COSTA RICA
7	VEN	VENEZUELA
8	PER	PERU
9	BER	BERMUDA
10	ARG	ARGENTINA
11	GUA	GUATEMALA
12	DOM	DOMINICAN REPUBLIC
13	BRA	BRAZIL
14	ARU	ARUBA
15	PAN	PANAMA
16	ESA	EL SALVADOR

Doble Femenino

BOWLING CENTER
BOWLING CENTER

SÁB. SAT.
27 JUL 2019
9:00

BOWLING
BOWLING

DOBLES FEMENINO
WOMEN'S DOUBLES

FINAL - 7_12 DE 12 J.
FINAL - 7_12 OF 12 G.

RESULTADOS
RESULTS

Rank	Bib	Country/Name	G1	G2	G3	G4	G5	G6	G7	G8	G9	G10	G11	G12	Total	Average	Grand Total	Diff.
1		**USA1**															5317	
		JOHNSON Stefanie	227	212	218	188	231	207	233	224	276	223	267	186	2692	224.3		
		OKEEFE Shannon	233	224	192	206	225	194	244	245	201	235	227	199	2625	218.8		
2		**MEX1**															5053	-264
		LOMELI LEMUS Iliana	180	214	184	225	181	218	157	193	200	257	217	190	2416	201.3		
		ZETTER VELAZCO Miram Aseret	180	202	227	237	216	278	228	235	226	186	226	196	2637	219.8		
3		**DOM1**															5014	-303
		GUERRA Aumi	216	202	233	202	234	196	191	141	234	217	225	195	2486	207.2		
		VALIENTE Astrid	211	216	233	208	215	234	179	171	169	290	189	213	2528	210.7		
4		**PUR1**															4967	-350
		NARANJO Taishaye	183	221	215	215	179	200	233	215	228	216	217	236	2558	213.2		
		SANES Sarah	171	141	214	205	171	168	192	235	249	256	213	194	2409	200.8		
5		**ARU1**															4944	-373
		DAMMERS Kamilah	209	186	187	233	192	197	158	235	237	246	171	204	2455	204.6		
		SERAUS Thashaina Eliza	224	189	209	227	153	239	175	201	185	264	213	210	2489	207.4		
6		**COL1**															4907	-410
		GUERRERO Clara	226	193	201	170	184	192	204	204	172	201	256	196	2399	199.9		
		RODRIGUEZ Maria	229	195	279	190	212	171	179	193	204	236	197	223	2508	209.0		
7		**VEN1**															4862	-455
		DE FARIA Patricia	206	181	165	180	222	169	191	217	197	201	214	223	2366	197.2		
		MARCANO Karen	184	215	170	202	201	175	232	195	255	215	259	193	2496	208.0		
8		**CAN1**															4768	-549
		BERCIER Valerie	200	186	216	204	233	204	279	191	192	186	278	183	2552	212.7		
		PANAS Miranda	184	168	200	176	179	155	235	176	176	195	161	211	2216	184.7		
9		**GUA1**															4727	-590
		BOLAÑOS Ana	205	191	192	186	198	157	207	142	231	191	191	181	2272	189.3		
		GRANDA Sofia	193	180	216	220	237	178	186	224	208	206	204	203	2455	204.6		
10		**CRC1**															4722	-595
		DELGADO Viviana	195	172	206	183	208	174	200	179	178	219	225	179	2318	193.2		
		QUESADA Ericka	167	160	217	208	175	211	213	220	174	235	178	246	2404	200.3		
11		**BRA1**															4628	-689
		MARTINS Stephanie	221	220	174	171	232	146	207	232	159	171	225	210	2368	197.3		
		RODRIGUES Roberta	223	149	196	169	191	171	152	215	203	169	184	238	2260	188.3		
12		**PER1**															4386	-931
		YUZURIHA Yumi	167	207	199	179	181	159	127	214	192	164	160	199	2148	179.0		
		ISHIKAWA Gabriela	167	208	169	181	211	208	183	180	172	185	213	161	2238	186.5		
13		**ARG1**															4319	-998
		LANZAVECCHIA Gabriela	133	162	166	148	171	185	146	164	169	167	158	191	1960	163.3		
		RINKE Vanesa	191	200	217	148	219	204	243	153	193	180	189	222	2359	196.6		
14		**ECU1**															4178	-1139
		QUEZADA Dennise	167	174	194	168	145	163	139	210	185	180	200	194	2119	176.6		
		ROSERO Diana	145	183	151	160	154	169	168	212	173	194	164	186	2059	171.6		
15		**ESA1**															4177	-1140
		QUINTANILLA Edith	150	179	180	181	167	202	185	175	156	190	222	171	2158	179.8		
		QUINTANILLA Sandra	184	133	156	201	157	189	142	145	173	165	180	194	2019	168.3		
16		**BER1**															3941	-1376
		DILL June	130	150	178	187	157	139	174	145	161	181	165	157	1924	160.3		
		TUCKER Patrice	160	175	137	198	179	162	161	117	202	150	177	199	2017	168.1		

BOWLING CENTER
BOWLING CENTER

JUE THU
25 JUL 2019
9:00

BOWLING
BOWLING

DOBLES FEMENINO
WOMEN'S DOUBLES

RESULTADOS FINALES
FINAL RESULTS

Rank	NOC	Name
GOLD	USA	UNITED STATES
SILVER	MEX	MEXICO
BRONZE	DOM	DOMINICAN REPUBLIC
4	PUR	PUERTO RICO
5	ARU	ARUBA
6	COL	COLOMBIA
7	VEN	VENEZUELA
8	CAN	CANADA
9	GUA	GUATEMALA
10	CRC	COSTA RICA
11	BRA	BRAZIL
12	PER	PERU
13	ARG	ARGENTINA
14	ECU	ECUADOR
15	ESA	EL SALVADOR
16	BER	BERMUDA

BOWLING CENTER
BOWLING CENTER

JUE THU
25 JUL 2019
9:00

BOWLING
BOWLING

DOBLES FEMENINO
WOMEN'S DOUBLES

MEDALLISTAS
MEDALLISTS

Medal	NOC	Name
GOLD	USA - United States of America	JOHNSON Stefanie OKEEFE Shannon
SILVER	MEX - Mexico	LOMELI LEMUS Iliana ZETTER VELAZCO Miram Aseret
BRONZE	DOM - Dominican Republic	GUERRA Aumi VALIENTE Astrid



BOXEO

Delegación de Boxeo

Nombre	Función
Mario Lavegar Cepeda	Atleta
Rodrigo Marte De la Rosa	Atleta
Alexy Miguel De la Cruz Báez	Atleta
Leonel De los Santos Núñez	Atleta
Hendri Cedeño Martínez	Atleta
Rohan Polanco Emiliano	Atleta
Euri Cedeño Martínez	Atleta
Luis Manuel George	Atleta
Joaquín Berroa Lugo	Atleta
Miguelina Hernández García	Atleta
María Altagracia Moronta Hernández	Atleta
Héctor Rafael García Veras	Delegado
Armando Hernández Rodríguez	Entrenador
Eudis Méndez Feliz	Entrenador
Carlos Wilson Almonte	Entrenador

49 Kilogramos Masculino

MIGUEL GRAU COLISEUM
COLISEO MIGUEL GRAU

BOXEO
BOXING

MINIMOSCA MASCULINO (46 - 49 KG)
MEN'S LIGHT FLY (46 - 49KG)

LISTA DE COMPETIDORES POR PESO As of 27 JUL 2019

ENTRY LIST BY WEIGHT CATEGORY

NOC Code	Name	Seed	Date of Birth	Height m / ft in	Qualified
BRA	BEZERRA DA SILVA Ronaldo		14 FEB 1996	-	-
COL	MARTINEZ RIVAS Yuberjen Herney		1 NOV 1991	-	-
CUB	ARCE DUARTE Damián		31 DEC 1991	-	-
DOM	LAVEGAR CEPEDA Mario		18 OCT 1994	-	-
ECU	DELGADO VERA Luis Fernando		9 JAN 2000	1.60/5'3"	-
NCA	ARIAS Kevin Adonis		18 AUG 1995	-	-
PER	PEÑA MORI William Isaac		3 FEB 1999	1.65/5'5"	-
PUR	COLLAZO Oscar M		15 JAN 1997	-	-

RESULTADO DEL COMBATE
BOUT RESULTS

AFTERNOON - Bout 38

Corner	Name	Seed	NOC Code	Winner	Result	Decision
RED	**MARTINEZ RIVAS Yuberjen Herney**		**COL**	**RED**	**WP**	**5 : 0**
BLUE	LAVEGAR CEPEDA Mario		DOM			

	Judge 1 PUR		Judge 2 USA		Judge 3 ESA		Judge 4 TTO		Judge 5 VEN		Warnings		KnockDown	
	RED	**BLUE**	**RED**	**BLUE**	**RED**	**BLUE**	**RED**	**BLUE**	**RED**	**BLUE**	**RED**	**BLUE**	**RED**	**BLUE**
ROUND 1	10	9	10	9	10	9	10	9	10	9				1
ROUND 2	10	9	10	8	10	9	10	9	10	8				
ROUND 3	10	9	10	9	10	9	10	9	10	8				
TOTAL	**30**	**27**	**30**	**26**	**30**	**27**	**30**	**27**	**30**	**25**				**1**

Referee:	PETERSON Wade Peterson	CAN
Judge 1:	PIZARRO VALDÉS Julio Angel	PUR
Judge 2:	MUSTACCHIO Andrew	USA
Judge 3:	LAINEZ Pedro Antonio	ESA
Judge 4:	BECKLES James Fitzroy	TTO
Judge 5:	VILLA CHIRINOS Armando Jose	VEN

Legend:
WP Win on points

HOJA DE SORTEO As of 2 AUG 2019

DRAW SHEET

Number of boxers: 8 | **Final**

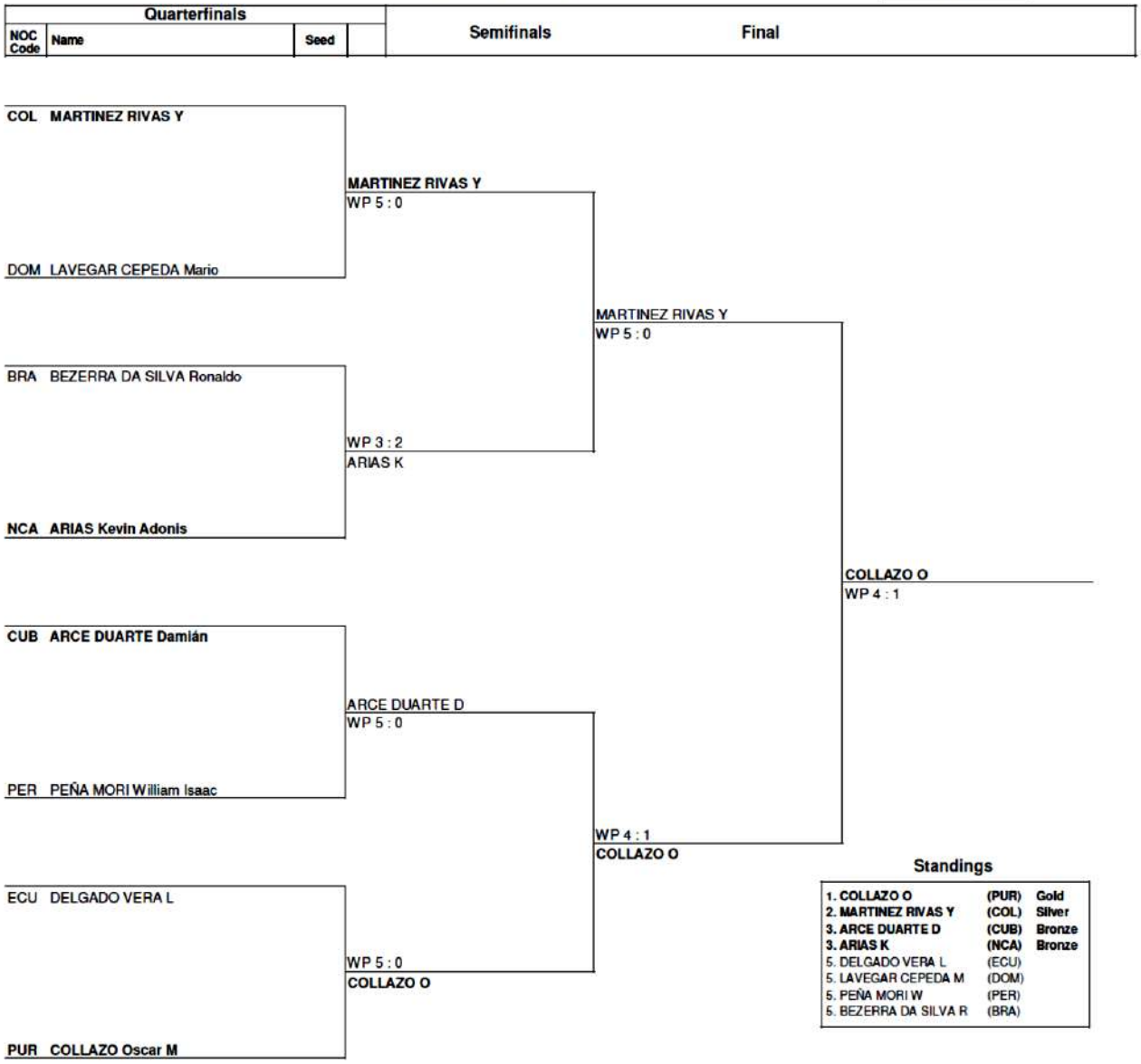

Standings

1. COLLAZO O	**(PUR)**	**Gold**
2. MARTINEZ RIVAS Y	**(COL)**	**Silver**
3. ARCE DUARTE D	**(CUB)**	**Bronze**
3. ARIAS K	**(NCA)**	**Bronze**
5. DELGADO VERA L	(ECU)	
5. LAVEGAR CEPEDA M	(DOM)	
5. PEÑA MORI W	(PER)	
5. BEZERRA DA SILVA R	(BRA)	

Note:
Sorting order for ranked 3rd: from semifinals, first, loser against the gold medallist, second, loser against the silver medallist. For ranked 5th: from quarterfinals, same criteria to list the first two losers and then, loser against 1st listed with ranking 5, then 2nd listed with ranking 5.

Legend:
WP Win on points



MIGUEL GRAU COLISEUM
COLISEO MIGUEL GRAU

VIE FRI
2 AUG 2019

BOXEO
BOXING

MINIMOSCA MASCULINO (46 - 49 KG)
MEN'S LIGHT FLY (46 - 49KG)



MEDALLISTAS

MEDALLISTS

Medal	Name	NOC
GOLD	COLLAZO Oscar M	PUR - Puerto Rico
SILVER	MARTINEZ RIVAS Yuberjen Herney	COL - Colombia
BRONZE	ARCE DUARTE Damián	CUB - Cuba
BRONZE	ARIAS Kevin Adonis	NCA - Nicaragua

52 Kilogramos Masculino

MIGUEL GRAU COLISEUM
COLISEO MIGUEL GRAU

BOXEO
BOXING

MOSCA MASCULINO (52 KG)
MEN'S FLY (52KG)

LISTA DE COMPETIDORES POR PESO As of 27 JUL 2019

ENTRY LIST BY WEIGHT CATEGORY

NOC Code	Name	Seed	Date of Birth	Height m / ft in	Qualified
ARG	QUIROGA Ramon Nicanor		26 AUG 1997	1.60/5'3"	-
CHI	TAPIA CERDA Héctor Fabián		19 MAR 1996	-	-
COL	GONZALEZ LANDAZURY Yilmar Leandro		10 MAR 1993	-	-
CUB	VEITÍA SOTO Yosbany		12 MAR 1992	-	-
DOM	MARTE DE LA ROSA Rodrigo		8 MAR 1997	-	-
MEX	CAPILLA FLORES Miguel Angel		18 OCT 1994	1.65/5'5"	-
PER	RIVERA TOMAYRO Rogger Smith		4 SEP 1995	1.64/5'5"	-
PUR	RIVERA FIGUEROA Yankiel		10 SEP 1997	-	-

RESULTADO DEL COMBATE

BOUT RESULTS

EVENING - Bout 29

Corner	Name	Seed	NOC Code	Winner	Result	Decision
RED	**MARTE DE LA ROSA Rodrigo**		**DOM**	**RED**	**WP**	**5 : 0**
BLUE	TAPIA CERDA Héctor Fabián		CHI			

	Judge 1 ARG		Judge 2 USA		Judge 3 CAN		Judge 4 TTO		Judge 5 PER		Warnings		KnockDown	
	RED	**BLUE**	**RED**	**BLUE**	**RED**	**BLUE**	**RED**	**BLUE**	**RED**	**BLUE**	**RED**	**BLUE**	**RED**	**BLUE**
ROUND 1	10	9	10	9	10	8	10	8	10	9				
ROUND 2	10	9	10	9	10	8	10	9	10	8				
ROUND 3	10	9	10	9	10	8	10	8	10	9				
TOTAL	**30**	**27**	**30**	**27**	**30**	**24**	**30**	**25**	**30**	**26**				

Referee:	LAINEZ Pedro Antonio	ESA
Judge 1:	GUZMAN MOLINA Gonzalo Daniel	ARG
Judge 2:	MUSTACCHIO Andrew	USA
Judge 3:	PETERSON Wade Peterson	CAN
Judge 4:	BECKLES James Fitzroy	TTO
Judge 5:	ANCO BOBADILLA Miguel	PER

Legend:
WP Win on points

RESULTADO DEL COMBATE
BOUT RESULTS

AFTERNOON - Bout 59

Corner	Name	Seed	NOC Code	Winner	Result	Decision
RED	QUIROGA Ramon Nicanor		ARG			
BLUE	**MARTE DE LA ROSA Rodrigo**		**DOM**	**BLUE**	**WP**	**5 : 0**

	Judge 1 PUR		Judge 2 GUA		Judge 3 USA		Judge 4 ESA		Judge 5 CUB		Warnings		KnockDown	
	RED	BLUE	RED	BLUE	RED	BLUE	RED	BLUE	RED	BLUE	RED	BLUE	RED	BLUE
ROUND 1	9	10	9	10	9	10	9	10	9	10				
ROUND 2	9	10	9	10	9	10	9	10	9	10				
ROUND 3	9	10	9	10	9	10	9	10	9	10				
TOTAL	27	30	27	30	27	30	27	30	27	30				

Referee:	BECKLES James Fitzroy	TTO
Judge 1:	PIZARRO VALDÉS Julio Angel	PUR
Judge 2:	PASTOR ARREAGA Emerson Alejand	GUA
Judge 3:	MUSTACCHIO Andrew	USA
Judge 4:	LAINEZ Pedro Antonio	ESA
Judge 5:	BARRIENTOS MARTINEZ Alejandro	CUB

Legend:
WP Win on points

RESULTADO DEL COMBATE
BOUT RESULTS

EVENING - Bout 88

Corner	Name	Seed	NOC Code	Winner	Result	Decision
RED	VEITÍA SOTO Yosbany		CUB			
BLUE	**MARTE DE LA ROSA Rodrigo**		**DOM**	**BLUE**	**WP**	**4 : 1**

	Judge 1 CAN		Judge 2 ESA		Judge 3 PUR		Judge 4 USA		Judge 5 PER		Warnings		KnockDown	
	RED	BLUE	RED	BLUE	RED	BLUE	RED	BLUE	RED	BLUE	RED	BLUE	RED	BLUE
ROUND 1	10	9	9	10	10	9	9	10	9	10				
ROUND 2	9	10	9	10	9	10	9	10	10	9				
ROUND 3	9	10	9	10	9	10	9	10	10	9				
TOTAL	**28**	**29**	**27**	**30**	**28**	**29**	**27**	**30**	**29**	**28**				

Referee:	GUZMAN MOLINA Gonzalo Daniel	ARG
Judge 1:	PETERSON Wade Peterson	CAN
Judge 2:	LAINEZ Pedro Antonio	ESA
Judge 3:	PIZARRO VALDÉS Julio Angel	PUR
Judge 4:	MUSTACCHIO Andrew	USA
Judge 5:	ANCO BOBADILLA Miguel	PER

Legend:
WP Win on points

HOJA DE SORTEO As of 1 AUG 2019

DRAW SHEET

Number of boxers: 8 **Final**

Quarterfinals				Semifinals	Final
NOC Code	Name	Seed			

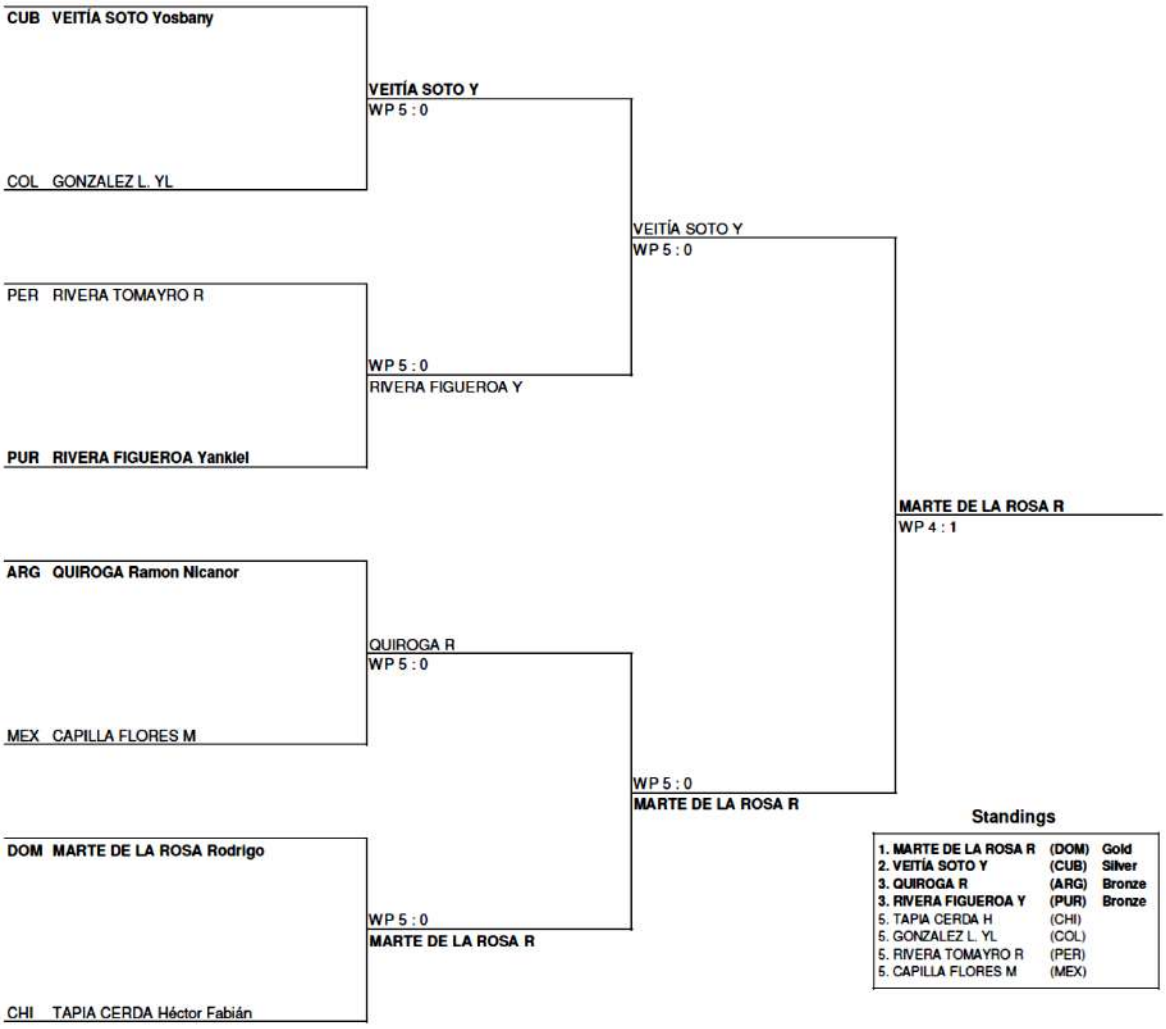

Standings

1. MARTE DE LA ROSA R	**(DOM)**	**Gold**
2. VEITÍA SOTO Y	**(CUB)**	**Silver**
3. QUIROGA R	**(ARG)**	**Bronze**
3. RIVERA FIGUEROA Y	**(PUR)**	**Bronze**
5. TAPIA CERDA H	(CHI)	
5. GONZALEZ L. YL	(COL)	
5. RIVERA TOMAYRO R	(PER)	
5. CAPILLA FLORES M	(MEX)	

Note:
Sorting order for ranked 3rd: from semifinals, first, loser against the gold medallist, second, loser against the silver medallist. For ranked 5th: from quarterfinals, same criteria to list the first two losers and then, loser against 1st listed with ranking 5, then 2nd listed with ranking 5.

MIGUEL GRAU COLISEUM
COLISEO MIGUEL GRAU

JUE THU
1 AUG 2019

BOXEO
BOXING

MOSCA MASCULINO (52 KG)
MEN'S FLY (52KG)

MEDALLISTAS
MEDALLISTS

Medal	Name	NOC
GOLD	MARTE DE LA ROSA Rodrigo	DOM - Dominican Republic
SILVER	VEITÍA SOTO Yosbany	CUB - Cuba
BRONZE	QUIROGA Ramon Nicanor	ARG - Argentina
BRONZE	RIVERA FIGUEROA Yankiel	PUR - Puerto Rico

Rodrigo Marte de la Rosa



56 Kilogramos Masculino

MIGUEL GRAU COLISEUM
COLISEO MIGUEL GRAU

BOXEO
BOXING

PESO GALLO MASCULINO (56 KG)
MEN'S BANTAM (56KG)

LISTA DE COMPETIDORES POR PESO As of 27 JUL 2019

ENTRY LIST BY WEIGHT CATEGORY

NOC Code	Name	Seed	Date of Birth	Height m / ft in	Qualified
COL	AVILA SEGURA Ceiber David		26 MAY 1989	-	-
CUB	CABALLERO GARCÍA Osvel David		22 JUN 1995	-	-
DOM	DE LA CRUZ BAEZ Alexy Miguel		11 DEC 1995	-	-
ECU	CAICEDO PACHITO Jean Carlos		10 JAN 1995	1.65/5'5"	-
GUY	ALLICOCK Keevin		9 JUN 1999	1.65/5'5"	-
PER	FARROÑAN CRUZADO Jorvi Edgar		24 JUN 1994	1.68/5'6"	-
URU	FERNANDEZ GARCIA Lucas Alexander		1 MAR 1998	1.74/5'9"	-
USA	RAGAN Duke		18 SEP 1997	1.65/5'5"	-

RESULTADO DEL COMBATE

BOUT RESULTS

EVENING - Bout 52

Corner	Name	Seed	NOC Code	Winner	Result	Decision
RED	**DE LA CRUZ BAEZ Alexy Miguel**		**DOM**	**RED**	**WP**	**5 : 0**
BLUE	CAICEDO PACHITO Jean Carlos		ECU			

	Judge 1 CAN		Judge 2 CUB		Judge 3 COL		Judge 4 VEN		Judge 5 PUR		Warnings		KnockDown	
	RED	**BLUE**	**RED**	**BLUE**	**RED**	**BLUE**	**RED**	**BLUE**	**RED**	**BLUE**	**RED**	**BLUE**	**RED**	**BLUE**
ROUND 1	10	9	10	9	10	9	9	10	10	9				
ROUND 2	10	9	10	9	10	9	10	9	10	9				
ROUND 3	10	9	10	9	10	9	10	9	10	9				
TOTAL	**30**	**27**	**30**	**27**	**30**	**27**	**29**	**28**	**30**	**27**				

Referee:	BECKLES James Fitzroy	TTO
Judge 1:	PETERSON Wade Peterson	CAN
Judge 2:	BARRIENTOS MARTINEZ Alejandro	CUB
Judge 3:	OLIVARES PEREZ Wulfren	COL
Judge 4:	VILLA CHIRINOS Armando Jose	VEN
Judge 5:	PIZARRO VALDÉS Julio Angel	PUR

Legend:
WP Win on points

RESULTADO DEL COMBATE

BOUT RESULTS

EVENING - Bout 77

Corner	Name	Seed	NOC Code	Winner	Result	Decision
RED	DE LA CRUZ BAEZ Alexy Miguel		DOM			
BLUE	**CABALLERO GARCÍA Osvel David**		**CUB**	**BLUE**	**WP**	**4 : 1**

	Judge 1 USA		Judge 2 ARG		Judge 3 GUA		Judge 4 PER		Judge 5 PAN		Warnings		KnockDown	
	RED	BLUE	RED	BLUE	RED	BLUE	RED	BLUE	RED	BLUE	RED	BLUE	RED	BLUE
ROUND 1	9	10	10	9	10	9	9	10	9	10				
ROUND 2	9	10	10	9	9	10	9	10	10	9				
ROUND 3	8	10	9	10	9	10	9	10	9	10				
TOTAL	26	30	29	28	28	29	27	30	28	29				

Referee:	BECKLES James Fitzroy	TTO
Judge 1:	MUSTACCHIO Andrew	USA
Judge 2:	GUZMAN MOLINA Gonzalo Daniel	ARG
Judge 3:	PASTOR ARREAGA Emerson Alejand	GUA
Judge 4:	ANCO BOBADILLA Miguel	PER
Judge 5:	LORENZO WALKER David Omar	PAN

Legend:
WP Win on points

HOJA DE SORTEO As of 2 AUG 2019

DRAW SHEET

Number of boxers: 8 **Final**

Quarterfinals				Semifinals	Final
NOC Code	Name	Seed			

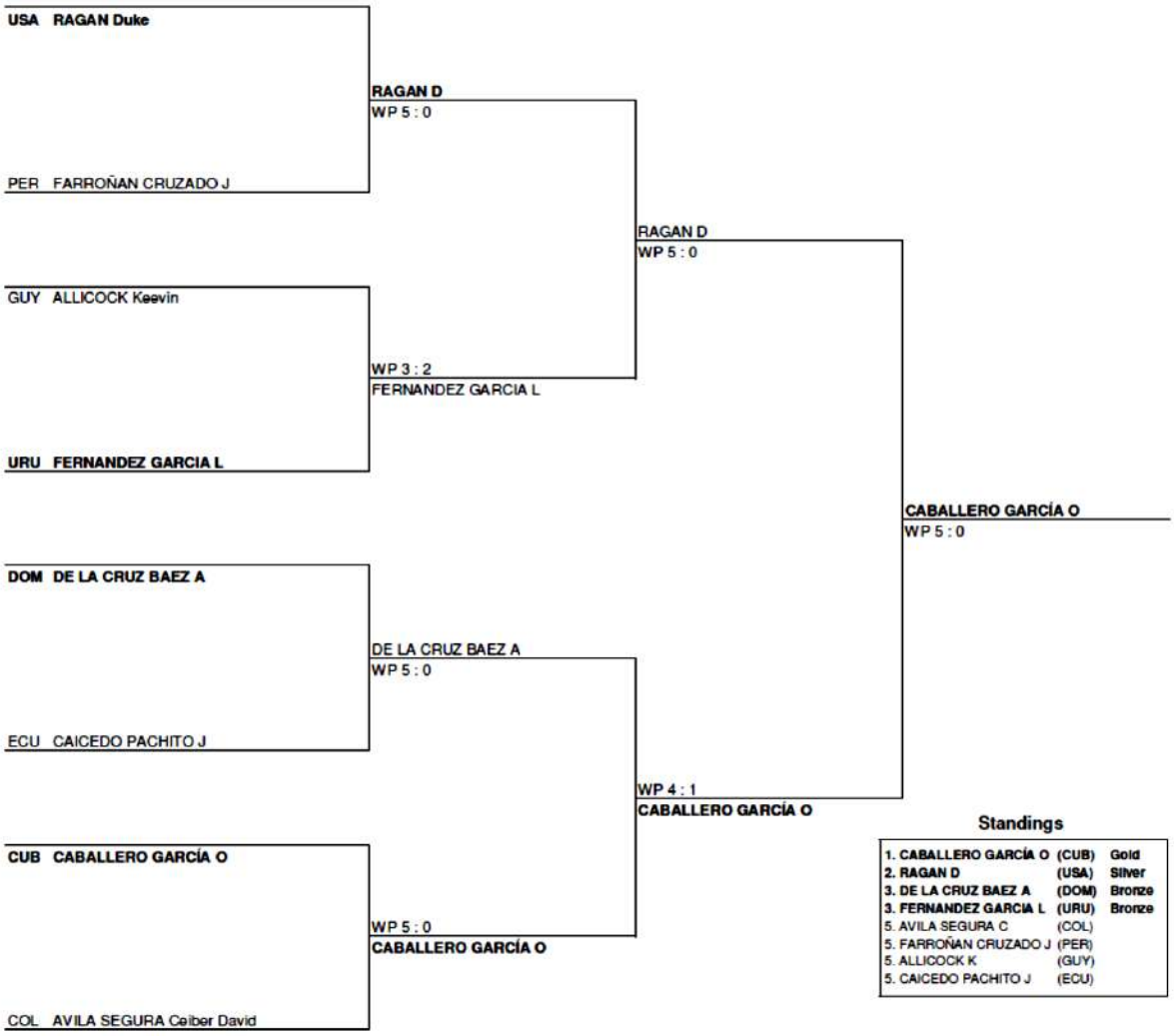

Standings

1. CABALLERO GARCÍA O	**(CUB)**	**Gold**
2. RAGAN D	**(USA)**	**Silver**
3. DE LA CRUZ BAEZ A	**(DOM)**	**Bronze**
3. FERNANDEZ GARCIA L	**(URU)**	**Bronze**
5. AVILA SEGURA C	(COL)	
5. FARROÑAN CRUZADO J	(PER)	
5. ALLICOCK K	(GUY)	
5. CAICEDO PACHITO J	(ECU)	

Note:
Sorting order for ranked 3rd: from semifinals, first, loser against the gold medallist, second, loser against the silver medallist. For ranked 5th: from quarterfinals, same criteria to list the first two losers and then, loser against 1st listed with ranking 5, then 2nd listed with ranking 5.

Legend:
WP Win on points

MEDALLISTAS
MEDALLISTS

Medal	Name	NOC
GOLD	CABALLERO GARCÍA Osvel David	CUB - Cuba
SILVER	RAGAN Duke	USA - United States of America
BRONZE	DE LA CRUZ BAEZ Alexy Miguel	DOM - Dominican Republic
BRONZE	FERNANDEZ GARCIA Lucas Alexander	URU - Uruguay

60 Kilogramos Masculino

MIGUEL GRAU COLISEUM
COLISEO MIGUEL GRAU

BOXEO
BOXING

LIGERO MASCULINO 60 KG)
MEN'S LIGHT (60KG)

LISTA DE COMPETIDORES POR PESO As of 27 JUL 2019

ENTRY LIST BY WEIGHT CATEGORY

NOC Code	Name	Seed	Date of Birth	Height m / ft in	Qualified
CUB	ÁLVAREZ ESTRADA Lázaro Jorge		28 JAN 1991	-	-
DOM	DE LOS SANTOS NUÑEZ Leonel		24 DEC 1994	-	-
JAM	DEFREITAS Shiloh, Reuben		25 APR 1999	-	-
PAN	MARTÍNEZ Orlando		14 JUL 1999	-	-
PER	PEZO SABOYA Leodan		7 NOV 1993	1.69/5'7"	-
USA	CARRINGTON JR Bruce		17 APR 1997	1.68/5'6"	-
VEN	CABRERA MACHADO Luis Angel		20 MAY 1995	1.71/5'7"	-

RESULTADO DEL COMBATE

BOUT RESULTS

EVENING - Bout 10

Corner	Name	Seed	NOC Code	Winner	Result	Decision
RED	CARRINGTON JR Bruce		USA			
BLUE	**DE LOS SANTOS NUÑEZ Leonel**		**DOM**	**BLUE**	**WP**	**5 : 0**

	Judge 1 PER		Judge 2 GUA		Judge 3 PUR		Judge 4 ARG		Judge 5 PAN		Warnings		KnockDown	
	RED	BLUE	RED	BLUE	RED	BLUE	RED	BLUE	RED	BLUE	RED	BLUE	RED	BLUE
ROUND 1	9	10	8	10	9	10	9	10	9	10				
ROUND 2	9	10	9	10	9	10	9	10	9	10				
ROUND 3	9	10	9	10	9	10	9	10	9	10				
TOTAL	27	30	26	30	27	30	27	30	27	30				

Referee:	LAINEZ Pedro Antonio	ESA
Judge 1:	ANCO BOBADILLA Miguel	PER
Judge 2:	PASTOR ARREAGA Emerson Alejand	GUA
Judge 3:	PIZARRO VALDÉS Julio Angel	PUR
Judge 4:	GUZMAN MOLINA Gonzalo Daniel	ARG
Judge 5:	LORENZO WALKER David Omar	PAN

Legend:
WP Win on points

RESULTADO DEL COMBATE
BOUT RESULTS

AFTERNOON - Bout 61

Corner	Name	Seed	NOC Code	Winner	Result	Decision
RED	**DE LOS SANTOS NUÑEZ Leonel**		**DOM**	**RED**	**WO**	
BLUE	CABRERA MACHADO Luis Angel		VEN			

Referee:	MUSTACCHIO Andrew	USA
Judge 1:	ANCO BOBADILLA Miguel	PER
Judge 2:	BARRIENTOS MARTINEZ Alejandro	CUB
Judge 3:	LAINEZ Pedro Antonio	ESA
Judge 4:	PASTOR ARREAGA Emerson Alejand	GUA
Judge 5:	BECKLES James Fitzroy	TTO

Legend:
WO Walkover

HOJA DE SORTEO As of 1 AUG 2019

DRAW SHEET

Number of boxers: 7 **Final**

Quarterfinals				Semifinals	Final
NOC Code	Name	Seed			

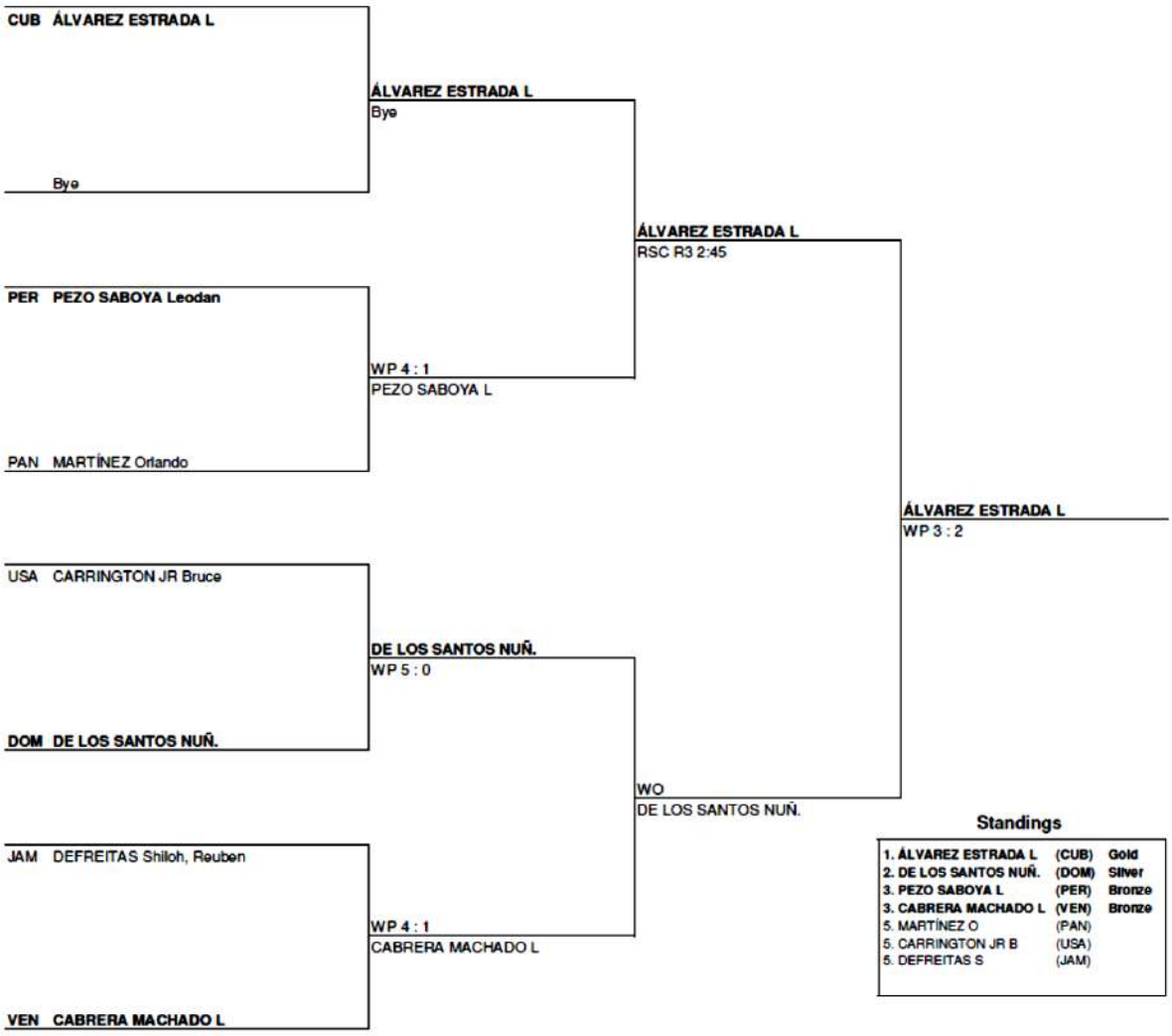

Standings

1. ÁLVAREZ ESTRADA L	**(CUB)**	**Gold**
2. DE LOS SANTOS NUÑ.	**(DOM)**	**Silver**
3. PEZO SABOYA L	**(PER)**	**Bronze**
3. CABRERA MACHADO L	**(VEN)**	**Bronze**
5. MARTÍNEZ O	(PAN)	
5. CARRINGTON JR B	(USA)	
5. DEFREITAS S	(JAM)	

Note:
Sorting order for ranked 3rd: from semifinals, first, loser against the gold medallist, second, loser against the silver medallist. For ranked 5th: from quarterfinals, same criteria to list the first two losers and then, loser against 1st listed with ranking 5, then 2nd listed with ranking 5.

Legend:
WO Walkover **WP** Win on points

MIGUEL GRAU COLISEUM
COLISEO MIGUEL GRAU

JUE THU
1 AUG 2019

BOXEO
BOXING

LIGERO MASCULINO 60 KG)
MEN'S LIGHT (60KG)

MEDALLISTAS
MEDALLISTS

Medal	Name	NOC
GOLD	ÁLVAREZ ESTRADA Lázaro Jorge	CUB - Cuba
SILVER	DE LOS SANTOS NUÑEZ Leonel	DOM - Dominican Republic
BRONZE	PEZO SABOYA Leodan	PER - Peru
BRONZE	CABRERA MACHADO Luis Angel	VEN - Venezuela

Leonel de los Santos Núñez



64 Kilogramos Masculino

MIGUEL GRAU COLISEUM
COLISEO MIGUEL GRAU

BOXEO
BOXING

WELTER LIGERO MASCULINO (64 KG)
MEN'S LIGHT WELTER (64KG)

LISTA DE COMPETIDORES POR PESO As of 27 JUL 2019

ENTRY LIST BY WEIGHT CATEGORY

NOC Code	Name	Seed	Date of Birth	Height m / ft in	Qualified
ANT	RYAN Alston Conrad S		9 OCT 1993	-	-
CRC	SÁNCHEZ Eduardo		21 JAN 1994	-	-
CUB	CRUZ GÓMEZ Andy		12 AUG 1995	-	-
DOM	CEDEÑO MARTINEZ Hendri		24 JUL 1998	-	-
ECU	FERRIN TORRES Miguel Alejandr		10 FEB 1996	1.75/5'9"	-
PER	GERMAN ACOSTA Miguel Angel		30 JUL 1995	1.70/5'7"	-
TTO	ALEXANDER Michael		28 MAR 1993	-	-
USA	DAVIS Keyshawn		28 FEB 1999	1.72/5'8"	-
VEN	ARCON DIAZ Luis Martin		1 JUN 1992	1.73/5'8"	-

RESULTADO DEL COMBATE

BOUT RESULTS

AFTERNOON - Bout 1

Corner	Name	Seed	NOC Code	Winner	Result	Decision
RED	FERRIN TORRES Miguel Alejandr		ECU			
BLUE	**CEDEÑO MARTINEZ Hendri**		**DOM**	**BLUE**	**WP**	**3 : 2**

	Judge 1 TTO		Judge 2 USA		Judge 3 PAN		Judge 4 CUB		Judge 5 PER		Warnings		KnockDown	
	RED	BLUE	RED	BLUE	RED	BLUE	RED	BLUE	RED	BLUE	RED	BLUE	RED	BLUE
ROUND 1	9	10	10	9	9	10	9	10	9	10				
ROUND 2	10	9	10	9	9	10	9	10	9	10				
ROUND 3	10	9	10	9	10	9	9	10	9	10				
TOTAL	**29**	**28**	**30**	**27**	**28**	**29**	**27**	**30**	**27**	**30**				

Referee:	VILLA CHIRINOS Armando Jose	VEN
Judge 1:	BECKLES James Fitzroy	TTO
Judge 2:	MUSTACCHIO Andrew	USA
Judge 3:	LORENZO WALKER David Omar	PAN
Judge 4:	BARRIENTOS MARTINEZ Alejandro	CUB
Judge 5:	ANCO BOBADILLA Miguel	PER

Legend:
WP Win on points

RESULTADO DEL COMBATE
BOUT RESULTS

AFTERNOON - Bout 42

Corner	Name	Seed	NOC Code	Winner	Result	Decision
RED	**CRUZ GÓMEZ Andy**		**CUB**	**RED**	**WP**	**5 : 0**
BLUE	CEDEÑO MARTINEZ Hendri		DOM			

	Judge 1 CAN		Judge 2 PUR		Judge 3 ESA		Judge 4 USA		Judge 5 GUA		Warnings		KnockDown	
	RED	**BLUE**	**RED**	**BLUE**	**RED**	**BLUE**	**RED**	**BLUE**	**RED**	**BLUE**	**RED**	**BLUE**	**RED**	**BLUE**
ROUND 1	10	9	10	9	10	9	10	9	10	9				
ROUND 2	10	9	10	9	10	9	10	8	10	9				
ROUND 3	10	8	10	9	10	9	10	9	10	8				1
TOTAL	**30**	**26**	**30**	**27**	**30**	**27**	**30**	**26**	**30**	**26**				**1**

Referee:	VILLA CHIRINOS Armando Jose	VEN
Judge 1:	PETERSON Wade Peterson	CAN
Judge 2:	PIZARRO VALDÉS Julio Angel	PUR
Judge 3:	LAINEZ Pedro Antonio	ESA
Judge 4:	MUSTACCHIO Andrew	USA
Judge 5:	PASTOR ARREAGA Emerson Alejand	GUA

Legend:
WP Win on points

HOJA DE SORTEO As of 2 AUG 2019

DRAW SHEET

Number of boxers: 9 — **Final**

Preliminaries			Quarterfinals	Semifinals	Final
NOC Code	Name	Seed			
CUB	CRUZ GÓMEZ Andy		CRUZ GÓMEZ A		
	Bye		Bye		
				CRUZ GÓMEZ A	
				WP 5 : 0	
ECU	FERRIN TORRES M				
			WP 3 : 2		
DOM	CEDEÑO MARTINEZ Hendri		CEDEÑO MARTINEZ H		
					CRUZ GÓMEZ A
					WP 5 : 0
PER	GERMAN ACOSTA M				
			GERMAN ACOSTA M		
	Bye		Bye		
				WP 4 : 1	
	Bye			RYAN A	
			Bye		
ANT	RYAN Alston Conrad S		RYAN A		
					CRUZ GÓMEZ A
					WP 4 : 1
CRC	SÁNCHEZ Eduardo				
			SÁNCHEZ E		
	Bye		Bye		
				ALEXANDER M	
				WP 3 : 1	
	Bye				
			Bye		
TTO	ALEXANDER Michael		ALEXANDER M		
					WP 5 : 0
					DAVIS K
VEN	ARCON DIAZ Luis Martin				
			ARCON DIAZ L		
	Bye		Bye		
				WO	
				DAVIS K	
	Bye				
			Bye		
USA	DAVIS Keyshawn		DAVIS K		

Standings

1. CRUZ GÓMEZ A	**(CUB)**	**Gold**
2. DAVIS K	**(USA)**	**Silver**
3. RYAN A	**(ANT)**	**Bronze**
3. ALEXANDER M	**(TTO)**	**Bronze**
5. CEDEÑO MARTINEZ H	(DOM)	
5. ARCON DIAZ L	(VEN)	
5. GERMAN ACOSTA M	(PER)	
5. SÁNCHEZ E	(CRC)	

Note:
Sorting order for ranked 3rd: from semifinals, first, loser against the gold medallist, second, loser against the silver medallist. For ranked 5th: from quarterfinals, same criteria to list the first two losers and then, loser against 1st listed with ranking 5, then 2nd listed with ranking 5.

Legend:
WO Walkover **WP** Win on points

MEDALLISTAS
MEDALLISTS

Medal	Name	NOC
GOLD	CRUZ GÓMEZ Andy	CUB - Cuba
SILVER	DAVIS Keyshawn	USA - United States of America
BRONZE	RYAN Alston Conrad S	ANT - Antigua and Barbuda
BRONZE	ALEXANDER Michael	TTO - Trinidad and Tobago

69 Kilogramos Masculino

MIGUEL GRAU COLISEUM
COLISEO MIGUEL GRAU

BOXEO
BOXING

WELTER MASCULINO (69 KG)
MEN'S WELTER (69KG)

LISTA DE COMPETIDORES POR PESO As of 27 JUL 2019

ENTRY LIST BY WEIGHT CATEGORY

NOC Code	Name	Seed	Date of Birth	Height m / ft in	Qualified
COL	RANGEL MADARIAGA Alexander		20 DEC 1997	-	-
CUB	IGLESIAS SOTOLONGO Roniel		14 AUG 1988	-	-
DOM	POLANCO EMILIANO Rohan		15 OCT 1998	-	-
NCA	BRENES Jimmy Omar		26 SEP 1998	-	-
PER	MIRANDA GARCIA Luis Angel		2 AUG 1990	1.70/5'7"	-
TTO	THOMAS Tyron		19 OCT 2000	-	-
USA	JOHNSON Delante		13 AUG 1998	1.80/5'11"	-
VEN	MAESTRE PEREZ Gabriel Jose		22 SEP 1986	1.74/5'9"	-

RESULTADO DEL COMBATE
BOUT RESULTS

EVENING - Bout 30

Corner	Name	Seed	NOC Code	Winner	Result	Decision
RED	THOMAS Tyron		TTO			
BLUE	**POLANCO EMILIANO Rohan**		**DOM**	**BLUE**	**WP**	**5 : 0**

	Judge 1 VEN		Judge 2 PUR		Judge 3 GUA		Judge 4 CUB		Judge 5 COL		Warnings		KnockDown	
	RED	BLUE	RED	BLUE	RED	BLUE	RED	BLUE	RED	BLUE	RED	BLUE	RED	BLUE
ROUND 1	9	10	9	10	9	10	9	10	9	10				
ROUND 2	9	10	9	10	9	10	9	10	9	10				
ROUND 3	8	10	8	10	9	10	9	10	8	10			1	
TOTAL	**26**	**30**	**26**	**30**	**27**	**30**	**27**	**30**	**26**	**30**			**1**	

Referee:	LORENZO WALKER David Omar	PAN
Judge 1:	VILLA CHIRINOS Armando Jose	VEN
Judge 2:	PIZARRO VALDÉS Julio Angel	PUR
Judge 3:	PASTOR ARREAGA Emerson Alejand	GUA
Judge 4:	BARRIENTOS MARTINEZ Alejandro	CUB
Judge 5:	OLIVARES PEREZ Wulfren	COL

Legend:
WP Win on points

RESULTADO DEL COMBATE

BOUT RESULTS

AFTERNOON - Bout 63

Corner	Name	Seed	NOC Code	Winner	Result	Decision
RED	**POLANCO EMILIANO Rohan**		**DOM**	**RED**	**WP**	**5 : 0**
BLUE	MAESTRE PEREZ Gabriel Jose		VEN			

	Judge 1 PER		Judge 2 GUA		Judge 3 TTO		Judge 4 ESA		Judge 5 USA		Warnings		KnockDown	
	RED	**BLUE**	**RED**	**BLUE**	**RED**	**BLUE**	**RED**	**BLUE**	**RED**	**BLUE**	**RED**	**BLUE**	**RED**	**BLUE**
ROUND 1	10	9	10	9	10	9	10	9	10	9				
ROUND 2	9	10	10	9	10	9	10	9	9	10				
ROUND 3	10	9	10	9	10	9	10	9	10	9				
TOTAL	**29**	**28**	**30**	**27**	**30**	**27**	**30**	**27**	**29**	**28**				

Referee:	BARRIENTOS MARTINEZ Alejandro	CUB
Judge 1:	ANCO BOBADILLA Miguel	PER
Judge 2:	PASTOR ARREAGA Emerson Alejand	GUA
Judge 3:	BECKLES James Fitzroy	TTO
Judge 4:	LAINEZ Pedro Antonio	ESA
Judge 5:	MUSTACCHIO Andrew	USA

Legend:
WP Win on points

RESULTADO DEL COMBATE

BOUT RESULTS

EVENING - Bout 90

Corner	Name	Seed	NOC Code	Winner	Result	Decision
RED	**IGLESIAS SOTOLONGO Roniel**		**CUB**	**RED**	**WP**	**3 : 2**
BLUE	POLANCO EMILIANO Rohan		DOM			

	Judge 1 PUR		Judge 2 ESA		Judge 3 ARG		Judge 4 PER		Judge 5 TTO		Warnings		KnockDown	
	RED	**BLUE**	**RED**	**BLUE**	**RED**	**BLUE**	**RED**	**BLUE**	**RED**	**BLUE**	**RED**	**BLUE**	**RED**	**BLUE**
ROUND 1	9	10	10	9	9	10	9	10	9	10				
ROUND 2	10	9	9	10	9	10	10	9	10	9				
ROUND 3	10	9	10	9	10	9	9	10	10	9				
TOTAL	**29**	**28**	**29**	**28**	**28**	**29**	**28**	**29**	**29**	**28**				

Referee:	MUSTACCHIO Andrew	USA
Judge 1:	PIZARRO VALDÉS Julio Angel	PUR
Judge 2:	LAINEZ Pedro Antonio	ESA
Judge 3:	GUZMAN MOLINA Gonzalo Daniel	ARG
Judge 4:	ANCO BOBADILLA Miguel	PER
Judge 5:	BECKLES James Fitzroy	TTO

Legend:
WP Win on points

HOJA DE SORTEO As of 5 AUG 2019

DRAW SHEET

Number of boxers: 8 | **Final**

Quarterfinals			Semifinals	Final
NOC Code	Name	Seed		
CUB	IGLESIAS SOTOLONGO Roniel		IGLESIAS S. R WP 5 : 0	
NCA	BRENES Jimmy Omar			
				IGLESIAS S. R WP 4 : 1
USA	JOHNSON Delante		WP 4 : 1 JOHNSON D	
COL	RANGEL MADARIAGA A			
				IGLESIAS S. R WP 3 : 2
TTO	THOMAS Tyron		POLANCO EMILIANO R WP 5 : 0	
DOM	POLANCO EMILIANO Rohan			
				WP 5 : 0 POLANCO EMILIANO R
PER	MIRANDA GARCIA Luis Angel		WP 5 : 0 MAESTRE PEREZ G	
VEN	MAESTRE PEREZ G			

Standings

1. IGLESIAS S. R	**(CUB)**	**Gold**
2. POLANCO EMILIANO R	**(DOM)**	**Silver**
3. JOHNSON D	**(USA)**	**Bronze**
3. MAESTRE PEREZ G	**(VEN)**	**Bronze**
5. BRENES J	(NCA)	
5. THOMAS T	(TTO)	
5. RANGEL MADARIAGA A	(COL)	
5. MIRANDA GARCIA L	(PER)	

Note:
Sorting order for ranked 3rd: from semifinals, first, loser against the gold medallist, second, loser against the silver medallist. For ranked 5th: from quarterfinals, same criteria to list the first two losers and then, loser against 1st listed with ranking 5, then 2nd listed with ranking 5.

Legend:
WP Win on points

MIGUEL GRAU COLISEUM
COLISEO MIGUEL GRAU

JUE THU
1 AUG 2019

BOXEO
BOXING

WELTER MASCULINO (69 KG)
MEN'S WELTER (69KG)

MEDALLISTAS
MEDALLISTS

Medal	Name	NOC
GOLD	IGLESIAS SOTOLONGO Roniel	CUB - Cuba
SILVER	POLANCO EMILIANO Rohan	DOM - Dominican Republic
BRONZE	JOHNSON Delante	USA - United States of America
BRONZE	MAESTRE PEREZ Gabriel Jose	VEN - Venezuela

Rohan Polanco Emiliano



81 Kilogramos Masculino



MIGUEL GRAU COLISEUM
COLISEO MIGUEL GRAU

BOXEO
BOXING

SEMIPESADO MASCULINO (81 KG)
MEN'S LIGHT HEAVY (81KG)





LISTA DE COMPETIDORES POR PESO As of 27 JUL 2019

ENTRY LIST BY WEIGHT CATEGORY

NOC Code	Name	Seed	Date of Birth	Height m / ft in	Qualified
BRA	MACHADO Keno Marley		11 JUL 2000	-	-
CAN	O'REILLY Harley David		21 DEC 1988	1.85/6'1"	-
CUB	LA CRUZ PERAZA Julio César		11 AUG 1989	-	-
DOM	GEORGES Luis Manuel		17 MAY 1996	-	-
MEX	ROMERO TORRES Rogelio		23 FEB 1995	1.90/6'3"	-
VEN	KORBAJ BARRERA Nalek Rachid		8 OCT 1995	1.80/5'11"	-

RESULTADO DEL COMBATE
BOUT RESULTS

AFTERNOON - Bout 2

Corner	Name	Seed	NOC Code	Winner	Result	Decision
RED	**KORBAJ BARRERA Nalek Rachid**		**VEN**	**RED**	**RSC**	**R3 1:38**
BLUE	GEORGES Luis Manuel		DOM			

	Judge 1 COL		Judge 2 PUR		Judge 3 CAN		Judge 4 GUA		Judge 5 ESA		Warnings		KnockDown	
	RED	**BLUE**	**RED**	**BLUE**	**RED**	**BLUE**	**RED**	**BLUE**	**RED**	**BLUE**	**RED**	**BLUE**	**RED**	**BLUE**
ROUND 1	10	9	9	10	10	8	10	9	9	10				
ROUND 2	10	9	10	9	10	8	10	9	9	10				
ROUND 3														1
TOTAL	**20**	**18**	**19**	**19**	**20**	**16**	**20**	**18**	**18**	**20**				**1**

Referee:	GUZMAN MOLINA Gonzalo Daniel	ARG
Judge 1:	OLIVARES PEREZ Wulfren	COL
Judge 2:	PIZARRO VALDÉS Julio Angel	PUR
Judge 3:	PETERSON Wade Peterson	CAN
Judge 4:	PASTOR ARREAGA Emerson Alejand	GUA
Judge 5:	LAINEZ Pedro Antonio	ESA

Legend:
Rn Round number

HOJA DE SORTEO As of 1 AUG 2019

DRAW SHEET

Number of boxers: 6

Final

Quarterfinals				Semifinals	Final
NOC Code	Name	Seed			

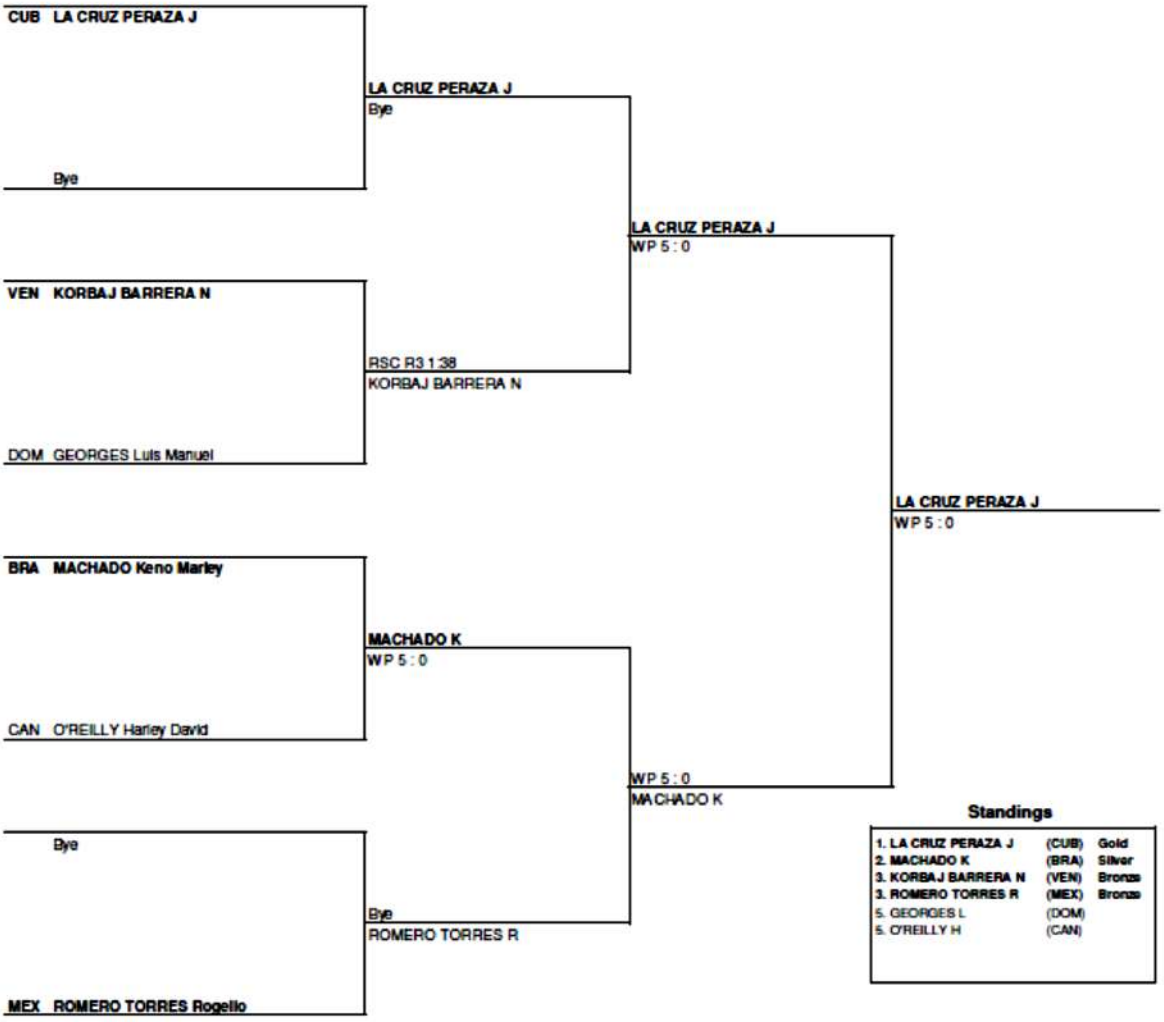

Standings

1. LA CRUZ PERAZA J	**(CUB)**	**Gold**
2. MACHADO K	**(BRA)**	**Silver**
3. KORBAJ BARRERA N	**(VEN)**	**Bronze**
3. ROMERO TORRES R	**(MEX)**	**Bronze**
5. GEORGES L	(DOM)	
5. O'REILLY H	(CAN)	

Note:
Sorting order for ranked 3rd: from semifinals, first, loser against the gold medallist, second, loser against the silver medallist. For ranked 5th: from quarterfinals, same criteria to list the first two losers and then, loser against 1st listed with ranking 5, then 2nd listed with ranking 5.

Legend:
WP Win on points

MEDALLISTAS
MEDALLISTS

Medal	Name	NOC
GOLD	LA CRUZ PERAZA Julio César	CUB - Cuba
SILVER	MACHADO Keno Marley	BRA - Brazil
BRONZE	KORBAJ BARRERA Nalek Rachid	VEN - Venezuela
BRONZE	ROMERO TORRES Rogelio	MEX - Mexico

91 Kilogramos Masculino

MIGUEL GRAU COLISEUM
COLISEO MIGUEL GRAU

BOXEO
BOXING

PESADO MASCULINO (91 KG)
MEN'S HEAVY (91KG)

LISTA DE COMPETIDORES POR PESO As of 27 JUL 2019

ENTRY LIST BY WEIGHT CATEGORY

NOC Code	Name	Seed	Date of Birth	Height m / ft in	Qualified
BRA	TEIXEIRA DA SILVA J Abner		10 SEP 1996	-	-
CAN	COLWELL Bryan		31 OCT 1989	1.83/6'0"	-
COL	JULIO BLANCO Deivis		12 SEP 1980	-	-
CUB	SAVÓN COTILLA Erislandy		21 JUL 1990	-	-
DOM	BERROA LUGO Joaquin		4 JUL 1995	-	-
ECU	CASTILLO TORRES Julio Cesar		5 OCT 1988	1.83/6'0"	-
MEX	CANTABRANA SOTO Francisco Apoli		1 FEB 1998	1.90/6'3"	-
PER	LUCAR JAIMES Jose Maria		11 SEP 1992	1.83/6'0"	-

RESULTADO DEL COMBATE
BOUT RESULTS

AFTERNOON - Bout 23

Corner	Name	Seed	NOC Code	Winner	Result	Decision
RED	**TEIXEIRA DA SILVA J Abner**		**BRA**	**RED**	**WP**	**5 : 0**
BLUE	BERROA LUGO Joaquin		DOM			

	Judge 1 ARG		Judge 2 GUA		Judge 3 TTO		Judge 4 PUR		Judge 5 CAN		Warnings		KnockDown	
	RED	**BLUE**	**RED**	**BLUE**	**RED**	**BLUE**	**RED**	**BLUE**	**RED**	**BLUE**	**RED**	**BLUE**	**RED**	**BLUE**
ROUND 1	10	9	10	9	10	9	10	9	10	9				
ROUND 2	10	9	10	9	10	8	10	9	10	9				
ROUND 3	10	9	10	9	10	8	10	9	10	8				
TOTAL	**30**	**27**	**30**	**27**	**30**	**25**	**30**	**27**	**30**	**26**				

Referee:	BARRIENTOS MARTINEZ Alejandro	CUB
Judge 1:	GUZMAN MOLINA Gonzalo Daniel	ARG
Judge 2:	PASTOR ARREAGA Emerson Alejand	GUA
Judge 3:	BECKLES James Fitzroy	TTO
Judge 4:	PIZARRO VALDÉS Julio Angel	PUR
Judge 5:	PETERSON Wade Peterson	CAN

Legend:
WP Win on points

HOJA DE SORTEO As of 2 AUG 2019

DRAW SHEET

Number of boxers: 8

Final

Quarterfinals				Semifinals	Final
NOC Code	Name	Seed			

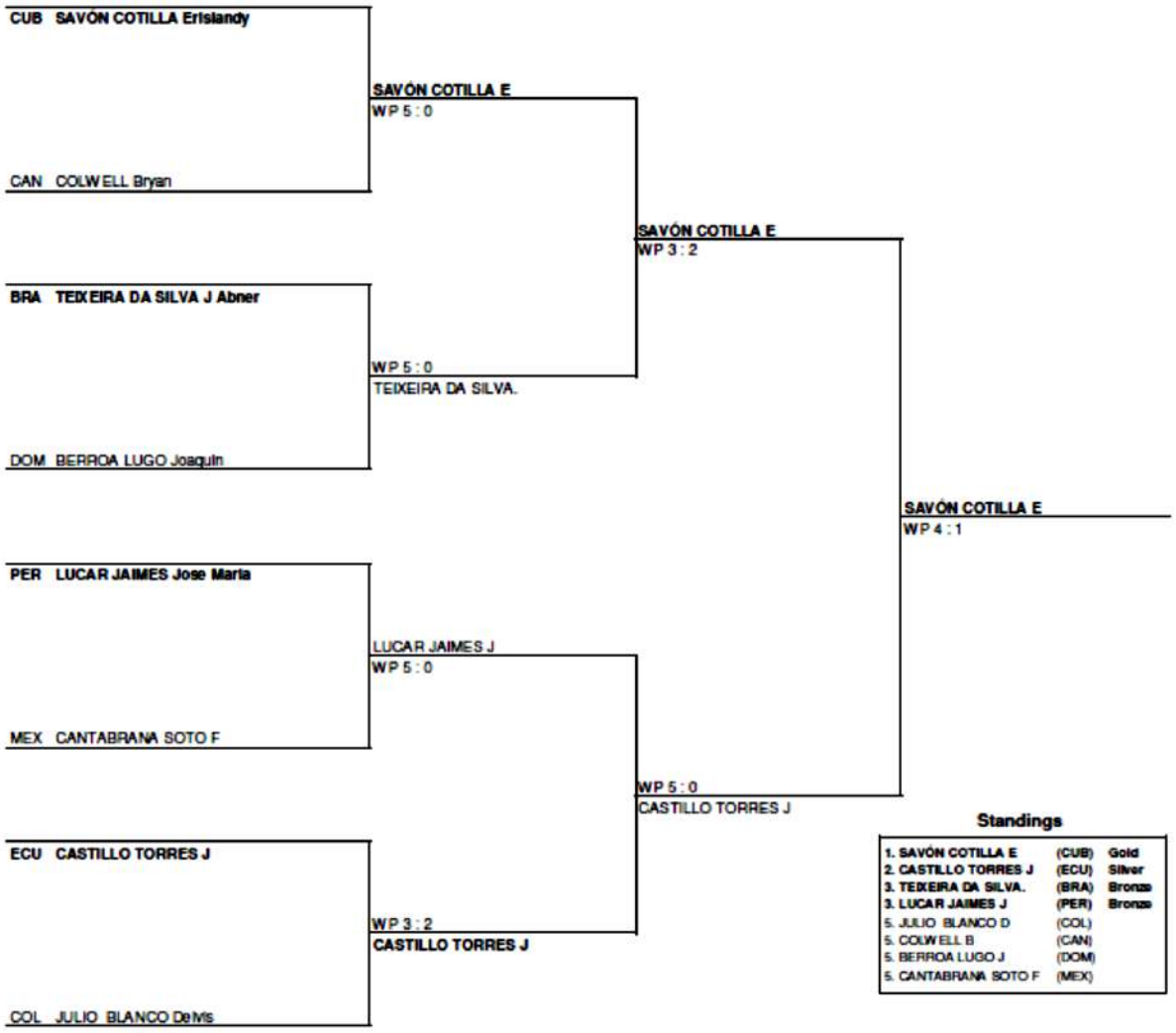

Standings

1. SAVÓN COTILLA E	(CUB)	Gold
2. CASTILLO TORRES J	(ECU)	Silver
3. TEIXEIRA DA SILVA.	(BRA)	Bronze
3. LUCAR JAIMES J	(PER)	Bronze
5. JULIO BLANCO D	(COL)	
5. COLWELL B	(CAN)	
5. BERROA LUGO J	(DOM)	
5. CANTABRANA SOTO F	(MEX)	

Note:
Sorting order for ranked 3rd: from semifinals, first, loser against the gold medallist, second, loser against the silver medallist. For ranked 5th: from quarterfinals, same criteria to list the first two losers and then, loser against 1st listed with ranking 5, then 2nd listed with ranking 5.

Legend:
WP Win on points

MEDALLISTAS
MEDALLISTS

Medal	Name	NOC
GOLD	SAVÓN COTILLA Erislandy	CUB - Cuba
SILVER	CASTILLO TORRES Julio Cesar	ECU - Ecuador
BRONZE	TEIXEIRA DA SILVA J Abner	BRA - Brazil
BRONZE	LUCAR JAIMES Jose Maria	PER - Peru

51 Kilogramos Femenino

MIGUEL GRAU COLISEUM
COLISEO MIGUEL GRAU

BOXEO
BOXING

MOSCA FEMENINO (48-51 KG)
WOMEN'S FLY (48 - 51KG)

LISTA DE COMPETIDORES POR PESO As of 27 JUL 2019

ENTRY LIST BY WEIGHT CATEGORY

NOC Code	Name	Seed	Date of Birth	Height m / ft in	Qualified
COL	VALENCIA VICTORIA Ingrit Lorena		3 SEP 1988	-	-
CRC	CARDENAS Valeria		7 JUL 1999	-	-
DOM	HERNANDEZ GARCIA Miguelina		28 MAY 1998	-	-
ESA	MADRID Cynthia Guadal		9 FEB 1990	1.60/5'3"	-
NCA	ESQUIVEL Katy Stephany		2 JUL 1999	-	-
PER	VALDIVIA BRAVO Lucy Rosario		16 JUN 1993	1.57/5'2"	-
USA	FUCHS Virginia		9 MAR 1988	1.62/5'4"	-
VEN	CARDOZO ROJAS Irismar Del Val		2 MAY 1998	1.70/5'7"	-

RESULTADO DEL COMBATE

BOUT RESULTS

EVENING - Bout 34

Corner	Name	Seed	NOC Code	Winner	Result	Decision
RED	ESQUIVEL Katy Stephany		NCA			
BLUE	**HERNANDEZ GARCIA Miguelina**		**DOM**	**BLUE**	**WP**	**4 : 1**

	Judge 1 CUB		Judge 2 GUA		Judge 3 ESA		Judge 4 COL		Judge 5 PAN		Warnings		KnockDown	
	RED	BLUE	RED	BLUE	RED	BLUE	RED	BLUE	RED	BLUE	RED	BLUE	RED	BLUE
ROUND 1	9	10	10	9	9	10	9	10	9	10				
ROUND 2	9	10	10	9	9	10	9	10	9	10				
ROUND 3	9	10	10	9	9	10	9	10	9	10				
TOTAL	27	30	30	27	27	30	27	30	27	30				

Referee:	VILLA CHIRINOS Armando Jose	VEN
Judge 1:	BARRIENTOS MARTINEZ Alejandro	CUB
Judge 2:	PASTOR ARREAGA Emerson Alejand	GUA
Judge 3:	LAINEZ Pedro Antonio	ESA
Judge 4:	OLIVARES PEREZ Wulfren	COL
Judge 5:	LORENZO WALKER David Omar	PAN

Legend:
WP Win on points

RESULTADO DEL COMBATE
BOUT RESULTS

EVENING - Bout 83

Corner	Name	Seed	NOC Code	Winner	Result	Decision
RED	HERNANDEZ GARCIA Miguelina		DOM			
BLUE	**VALENCIA VICTORIA Ingrit Lorena**		**COL**	**BLUE**	**WP**	**5 : 0**

	Judge 1 ARG		Judge 2 PER		Judge 3 CUB		Judge 4 USA		Judge 5 GUA		Warnings		KnockDown	
	RED	BLUE	RED	BLUE	RED	BLUE	RED	BLUE	RED	BLUE	RED	BLUE	RED	BLUE
ROUND 1	8	10	9	10	9	10	10	9	9	10				
ROUND 2	9	10	8	10	9	10	8	10	9	10				
ROUND 3	9	10	8	10	9	10	8	10	9	10				
TOTAL	**26**	**30**	**25**	**30**	**27**	**30**	**26**	**29**	**27**	**30**				

Referee:	VILLA CHIRINOS Armando Jose	VEN
Judge 1:	GUZMAN MOLINA Gonzalo Daniel	ARG
Judge 2:	ANCO BOBADILLA Miguel	PER
Judge 3:	BARRIENTOS MARTINEZ Alejandro	CUB
Judge 4:	MUSTACCHIO Andrew	USA
Judge 5:	PASTOR ARREAGA Emerson Alejand	GUA

Legend:
WP Win on points

HOJA DE SORTEO As of 2 AUG 2019

DRAW SHEET

Number of boxers: 8

Final

Quarterfinals				Semifinals	Final
NOC Code	Name	Seed			

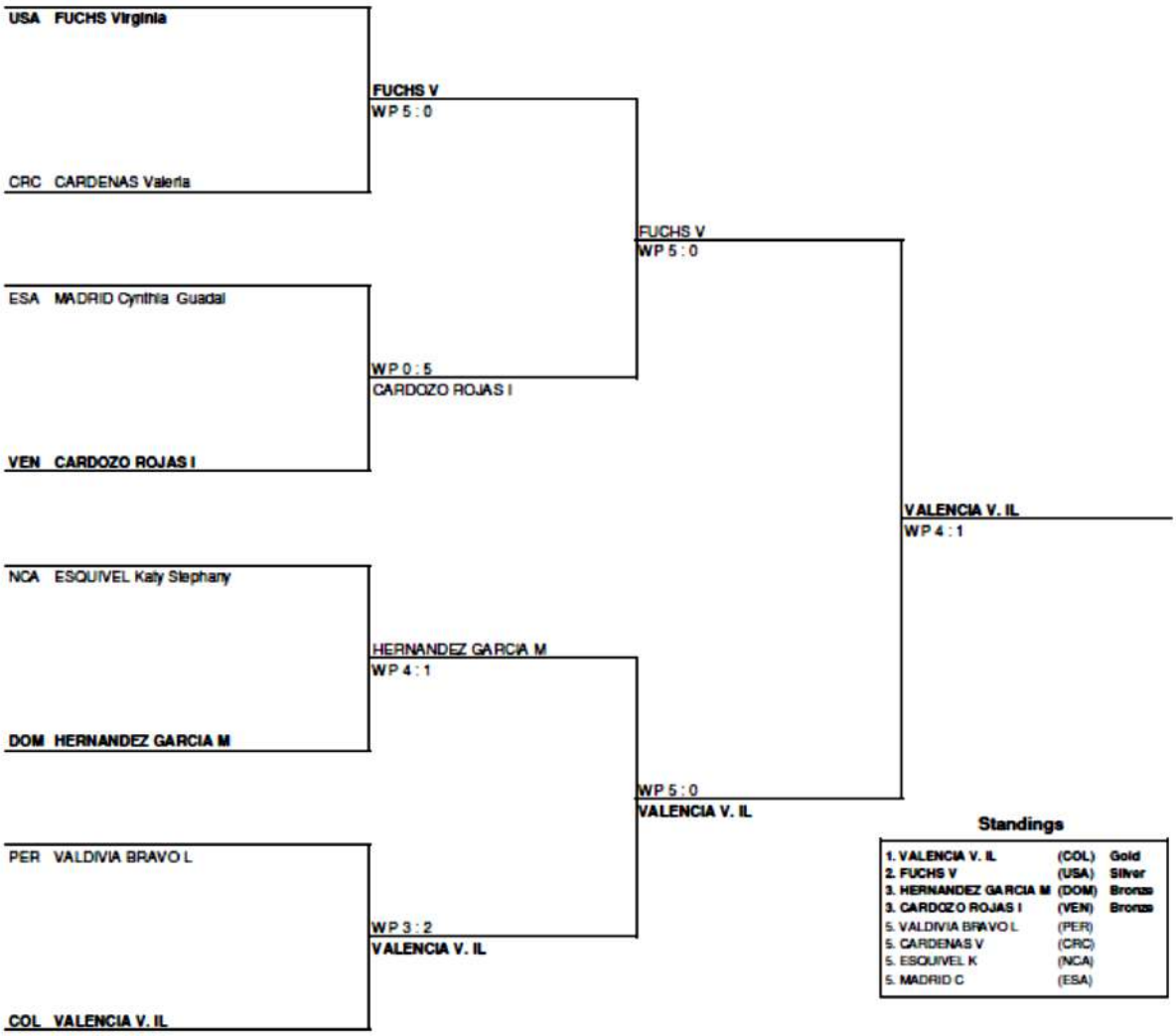

Standings

1. VALENCIA V. IL	**(COL)**	**Gold**
2. FUCHS V	**(USA)**	**Silver**
3. HERNANDEZ GARCIA M	**(DOM)**	**Bronze**
3. CARDOZO ROJAS I	**(VEN)**	**Bronze**
5. VALDIVIA BRAVO L	(PER)	
5. CARDENAS V	(CRC)	
5. ESQUIVEL K	(NCA)	
5. MADRID C	(ESA)	

Note:
Sorting order for ranked 3rd: from semifinals, first, loser against the gold medallist, second, loser against the silver medallist. For ranked 5th: from quarterfinals, same criteria to list the first two losers and then, loser against 1st listed with ranking 5, then 2nd listed with ranking 5.

Legend:
WP Win on points

MEDALLISTAS
MEDALLISTS

Medal	Name	NOC
GOLD	VALENCIA VICTORIA Ingrit Lorena	COL - Colombia
SILVER	FUCHS Virginia	USA - United States of America
BRONZE	HERNANDEZ GARCIA Miguelina	DOM - Dominican Republic
BRONZE	CARDOZO ROJAS Irismar Del Val	VEN - Venezuela

69 Kilogramos Femenino

MIGUEL GRAU COLISEUM
COLISEO MIGUEL GRAU

BOXEO
BOXING

LIGERO FEMENINO (64 - 69 KG)
WOMEN'S WELTER (64 - 69KG)

LISTA DE COMPETIDORES POR PESO As of 27 JUL 2019

ENTRY LIST BY WEIGHT CATEGORY

NOC Code	Name	Seed	Date of Birth	Height m / ft in	Qualified
CAN	DA SILVA Myriam		15 APR 1984	1.78/5'10"	-
COL	CALDERON MUÑOZ Paola Andrea		31 MAY 1988	-	-
DOM	MORONTA HERNANDEZ Maria Altagraci		6 JUL 1996	-	-
MEX	CRUZ SANDOVAL Brianda Tamara		22 DEC 1998	1.72/5'8"	-
NCA	OSEJO Keyling Yahoska		13 DEC 1992	-	-
PAN	BYLON Atheyna Bibeish		6 APR 1989	-	-
USA	JONES Oshae		3 JAN 1998	1.70/5'7"	-

RESULTADO DEL COMBATE

BOUT RESULTS

AFTERNOON - Bout 8

Corner	Name	Seed	NOC Code	Winner	Result	Decision
RED	**MORONTA HERNANDEZ Maria Altagraci**		**DOM**	**RED**	**WP**	**5 : 0**
BLUE	CALDERON MUÑOZ Paola Andrea		COL			

	Judge 1 TTO		Judge 2 ARG		Judge 3 USA		Judge 4 PUR		Judge 5 GUA		Warnings		KnockDown	
	RED	**BLUE**	**RED**	**BLUE**	**RED**	**BLUE**	**RED**	**BLUE**	**RED**	**BLUE**	**RED**	**BLUE**	**RED**	**BLUE**
ROUND 1	10	9	10	9	10	9	10	9	10	9				
ROUND 2	10	9	10	9	9	10	10	9	10	9				
ROUND 3	10	9	10	8	10	9	10	9	10	9				1
TOTAL	**30**	**27**	**30**	**26**	**29**	**28**	**30**	**27**	**30**	**27**				**1**

Referee:	PETERSON Wade Peterson	CAN
Judge 1:	BECKLES James Fitzroy	TTO
Judge 2:	GUZMAN MOLINA Gonzalo Daniel	ARG
Judge 3:	MUSTACCHIO Andrew	USA
Judge 4:	PIZARRO VALDÉS Julio Angel	PUR
Judge 5:	PASTOR ARREAGA Emerson Alejand	GUA

Legend:
WP Win on points

RESULTADO DEL COMBATE

BOUT RESULTS

AFTERNOON - Bout 73

Corner	Name	Seed	NOC Code	Winner	Result	Decision
RED	MORONTA HERNANDEZ Maria Altagraci		DOM			
BLUE	**JONES Oshae**		**USA**	**BLUE**	**WP**	**4 : 1**

	Judge 1 CAN		Judge 2 COL		Judge 3 ARG		Judge 4 ESA		Judge 5 PAN		Warnings		KnockDown	
	RED	BLUE	RED	BLUE	RED	BLUE	RED	BLUE	RED	BLUE	RED	BLUE	RED	BLUE
ROUND 1	9	10	9	10	9	10	10	9	9	10				
ROUND 2	10	9	9	10	9	10	9	10	10	9				
ROUND 3	10	9	10	9	9	10	9	10	9	10				
TOTAL	**29**	**28**	**28**	**29**	**27**	**30**	**28**	**29**	**28**	**29**				

Referee:	VILLA CHIRINOS Armando Jose	VEN
Judge 1:	PETERSON Wade Peterson	CAN
Judge 2:	OLIVARES PEREZ Wulfren	COL
Judge 3:	GUZMAN MOLINA Gonzalo Daniel	ARG
Judge 4:	LAINEZ Pedro Antonio	ESA
Judge 5:	LORENZO WALKER David Omar	PAN

Legend:
WP Win on points

HOJA DE SORTEO As of 1 AUG 2019

DRAW SHEET

Number of boxers: 7 | **Final**

Quarterfinals				Semifinals	Final
NOC Code	Name	Seed			

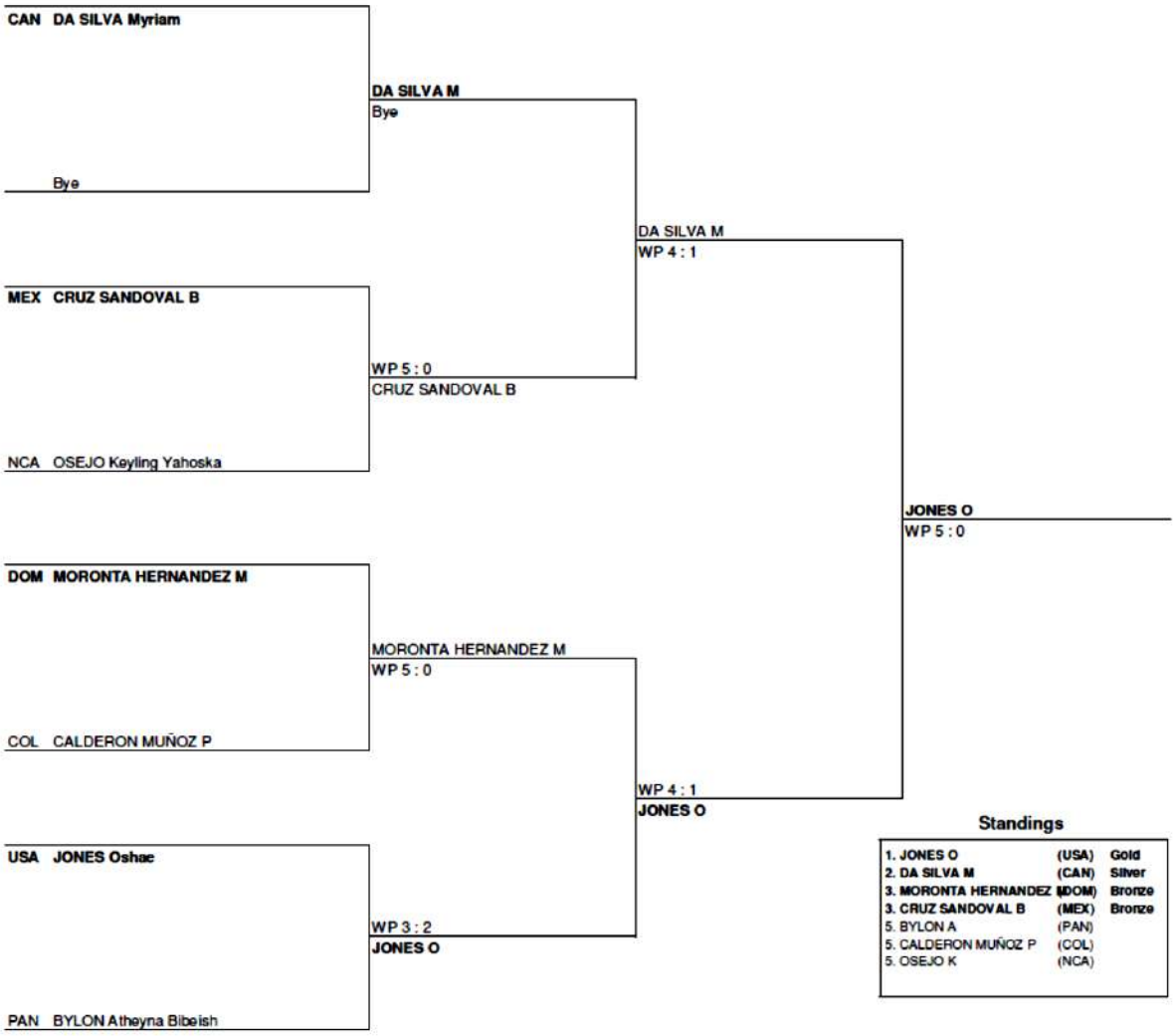

Standings

1. JONES O	**(USA)**	**Gold**
2. DA SILVA M	**(CAN)**	**Silver**
3. MORONTA HERNANDEZ M	**(DOM)**	**Bronze**
3. CRUZ SANDOVAL B	**(MEX)**	**Bronze**
5. BYLON A	(PAN)	
5. CALDERON MUÑOZ P	(COL)	
5. OSEJO K	(NCA)	

Note:
Sorting order for ranked 3rd: from semifinals, first, loser against the gold medallist, second, loser against the silver medallist. For ranked 5th: from quarterfinals, same criteria to list the first two losers and then, loser against 1st listed with ranking 5, then 2nd listed with ranking 5.

Legend:
WP Win on points

MEDALLISTAS
MEDALLISTS

Medal	Name	NOC
GOLD	JONES Oshae	USA - United States of America
SILVER	DA SILVA Myriam	CAN - Canada
BRONZE	MORONTA HERNANDEZ Maria Altagraci	DOM - Dominican Republic
BRONZE	CRUZ SANDOVAL Brianda Tamara	MEX - Mexico

Equipo de Boxeo de la República Dominicana





CANOTAJE

Delegación de Canotaje

Nombre	Función
Rafael Enrique Feliz Abreu	Atleta
Cristian Guerrero García	Atleta
Ariel Jiménez	Atleta
Arismendy Concepción Gómez Ventura	Delegado
Víctor Modesto Tejada Restituyo	Entrenador
Julio César Méndez Almanza	Entrenador

K1 1,000

ALBUFERA MEDIO MUNDO
ALBUFERA MEDIO MUNDO

SÁB SAT
27 JUL 2019
9:10

CANOTAJE - SPRINT
CANOE- SPRINT

KAYAK 1000M HOMBRES
KAYAK SINGLE (K1) 1000M MEN

SERIE 2
HEAT 2

RESULTADOS
RESULTS

Race 2

Rank	Lane	NOC	Bib	Name	500m	1000m	
1	5	CAN	29	HUGHES Marshall	1:45.074 (1)	3:35.877 (1) 1:50.803 (1)	QF
2	4	CUB	56	VARGAS Fidel	1:45.524 (2) 0.450	3:38.415 (2) 2.538 1:52.891 (3)	QF
3	1	BRA	21	SOUTA Vagner	1:49.289 (5) 4.215	3:41.095 (3) 5.218 1:51.806 (2)	QF
4	8	DOM	64	GUERRERO Cristian	1:48.867 (4) 3.793	3:43.312 (4) 7.435 1:54.445 (4)	QS
5	6	COL	48	AMAYA Edwin	1:48.485 (3) 3.411	3:48.522 (5) 12.645 2:00.037 (5)	QS
6	3	MEX	85	RODRIGUEZ Juan	1:57.014 (7) 11.940	4:05.087 (6) 29.210 2:08.073 (6)	QS
7	7	ECU	69	ROJAS Walter	1:55.255 (6) 10.181	4:05.342 (7) 29.465 2:10.087 (7)	QS
8	2	JAM	77	GREYSON Clive	2:59.264 (8) 1:14.190	5:44.595 (8) 2:08.718 2:45.331 (8)	X

Progression:

Chief Official:	USA	LUCKMAN Charles	**Course Umpire:**	USA	NAUGHTON Francis
Chief Judge:	CAN	CORBIN Dwight	**Course Umpire:**	USA	BRITT Suzanne Mae
Starter:	PER	RIAÑO Mario	**Chief Finish Official:**	USA	HOMAMI Sepideh

Note:
Results are subject to change after consideration of the Course Umpire report, Boat and Doping Control results.

Legend:
QF Qualified for Final **QS** Qualified for Semifinal **X** Eliminated

ALBUFERA MEDIO MUNDO
ALBUFERA MEDIO MUNDO

SÁB SAT
27 JUL 2019
9:10

CANOTAJE - SPRINT
CANOE- SPRINT

KAYAK 1000M HOMBRES
KAYAK SINGLE (K1) 1000M MEN

SERIE 2
HEAT 2

RESULTADOS
RESULTS

Race 2

Rank	Lane	NOC	Bib	Name	500m	1000m	
1	5	CAN	29	HUGHES Marshall	1:45.074 (1)	3:35.877 (1) 1:50.803 (1)	QF
2	4	CUB	56	VARGAS Fidel	1:45.524 (2) 0.450	3:38.415 (2) 2.538 1:52.891 (3)	QF
3	1	BRA	21	SOUTA Vagner	1:49.289 (5) 4.215	3:41.095 (3) 5.218 1:51.806 (2)	QF
4	8	DOM	64	GUERRERO Cristian	1:48.867 (4) 3.793	3:43.312 (4) 7.435 1:54.445 (4)	QS
5	6	COL	48	AMAYA Edwin	1:48.485 (3) 3.411	3:48.522 (5) 12.645 2:00.037 (5)	QS
6	3	MEX	85	RODRIGUEZ Juan	1:57.014 (7) 11.940	4:05.087 (6) 29.210 2:08.073 (6)	QS
7	7	ECU	69	ROJAS Walter	1:55.255 (6) 10.181	4:05.342 (7) 29.465 2:10.087 (7)	QS
8	2	JAM	77	GREYSON Clive	2:59.264 (8) 1:14.190	5:44.595 (8) 2:08.718 2:45.331 (8)	X

Progression:

Chief Official:	USA	LUCKMAN Charles	**Course Umpire:**	USA	NAUGHTON Francis
Chief Judge:	CAN	CORBIN Dwight	**Course Umpire:**	USA	BRITT Suzanne Mae
Starter:	PER	RIAÑO Mario	**Chief Finish Official:**	USA	HOMAMI Sepideh

Note:
Results are subject to change after consideration of the Course Umpire report, Boat and Doping Control results.

Legend:
QF Qualified for Final QS Qualified for Semifinal X Eliminated

K2 1,000

ALBUFERA MEDIO MUNDO
ALBUFERA MEDIO MUNDO

SÁB SAT
27 JUL 2019
10:40

CANOTAJE - SPRINT
CANOE- SPRINT

KAYAK 1000M HOMBRES
KAYAK DOUBLE (K2) 1000M MEN

SERIE 1
HEAT 1

RESULTADOS
RESULTS

Race 7

Rank	Lane	NOC	Bib	Name	500m	1000m	
1	5	ARG	4	LASCANO Manuel	1:35.602 (1)	3:20.426 (1)	QF
			6	VERNICE Agustin		1:44.824 (1)	
2	4	CUB	51	BENÍTEZ Robert	1:36.689 (2)	3:22.199 (2)	QF
			56	VARGAS Fidel	1.087	1.773	
						1:45.510 (2)	
3	2	DOM	63	FELIZ Rafael	1:42.816 (4)	3:33.014 (3)	QS
			64	GUERRERO Cristian	7.214	12.588	
						1:50.198 (3)	
4	6	URU	103	DELGADO Sebastian	1:40.949 (3)	3:45.966 (4)	QS
			105	OTERO Matias	5.347	25.540	
						2:05.017 (5)	
5	3	PUR	97	BARRANCO Eddy	1:48.612 (5)	3:50.676 (5)	QS
			98	IRIZARRY Nael	13.010	30.250	
						2:02.064 (4)	
6	7	TTO	100	ROBINSON Matthew	1:59.068 (6)	4:12.806 (6)	QS
			101	ROBINSON Nicholas	23.466	52.380	
						2:13.738 (6)	

Progression:

Chief Official:	USA	LUCKMAN Charles	**Course Umpire:**	CAN	CARRINGTON Heather
Chief Judge:	CAN	CORBIN Dwight	**Course Umpire:**	BRA	VANICEK Vit
Starter:	CAN	DEAN Paul	**Chief Finish Official:**	CAN	CORBIN Doris

Note:
Results are subject to change after consideration of the Course Umpire report, Boat and Doping Control results.

Legend:
QF Qualified for Final **QS** Qualified for Semifinal

C1 1,000



ALBUFERA MEDIO MUNDO
ALBUFERA MEDIO MUNDO

SÁB SAT
27 JUL 2019
11:55

CANOTAJE - SPRINT
CANOE- SPRINT

1000M HOMBRES
SINGLE (C1) 1000M MEN

SEMIFINAL
SEMIFINAL



RESULTADOS
RESULTS

Race 10

Rank	Lane	NOC	Bib	Name	500m	1000m	
1	5	ARG	5	MENDEZ Luciano	2:01.073 (1)	4:10.009 (1) 2:08.936 (1)	QF
2	3	CHI	41	VERGARA Nicolás	2:04.038 (3) 2.965	4:19.254 (2) 9.245 2:15.216 (3)	QF
3	4	USA	112	ROSS Ian	2:01.574 (2) 0.501	4:21.859 (3) 11.850 2:20.285 (4)	QF
4	8	VEN	119	PAREDES Edward	2:12.504 (6) 11.431	4:27.539 (4) 17.530 2:15.035 (2)	QF
5	6	ECU	70	SOLA Cristhian	2:07.523 (4) 6.450	4:29.466 (5) 19.457 2:21.943 (5)	X
6	2	DOM	65	JIMENEZ Ariel	2:10.954 (5) 9.881	4:43.509 (6) 33.500 2:32.555 (7)	X
7	7	PER	92	GAONA Beldin	2:17.852 (7) 16.779	4:49.104 (7) 39.095 2:31.252 (6)	X

Progression:4 by Rank, rest out

Chief Official:	USA	LUCKMAN Charles	**Course Umpire:**	USA	NAUGHTON Francis
Chief Judge:	CAN	CORBIN Dwight	**Course Umpire:**	USA	BRITT Suzanne Mae
Starter:	PER	RIAÑO Mario	**Chief Finish Official:**	CAN	CORBIN Doris

Note:
Results are subject to change after consideration of the Course Umpire report, Boat and Doping Control results.

Legend:
QF Qualified for Final **X** Eliminated



CICLISMO PISTA

Delegación de Ciclismo Pista





CICLISMO RUTA

Delegación de Ciclismo Ruta





CIRCUITO SAN MIGUEL
SAN MIGUEL CIRCUIT

SÁB SAT
10 AUG 2019
9:00

CICLISMO DE RUTA
CYCLING ROAD

RUTA FEMENIL
ROAD RACE WOMEN



LISTA DE INSCRITOS POR PRUEBA As of 9 AUG 2019

ENTRY LIST BY EVENT

NOC	Name	Date of Birth	Height m/ft in	Weight kg/lbs
ARG - Argentina	AGUIRRE MANGUE Maribel	15 MAY 1999		
	MALASPINA LOPEZ Fiorella	15 JAN 1985		
	YAPURA PLAZA Anabel M.	6 MAY 1998		
ARU - Aruba	GROOTHUESHEIDKAMP Lisa	15 JUL 1996	1.64/5'5"	
BER - Bermuda	CONYERS Caitlin Jean	31 DEC 1989		
	MITCHELL Nicole Elizabet	11 JUL 1983		
BOL - Bolivia	SARABIA RICALDEZ Micaela	15 FEB 2000		
CAN - Canada	ATTWELL Erin	12 MAR 1999	1.73/5'8"	64.00/141
	BROUWER Miriam	14 NOV 1991	1.72/5'8"	65.00/143
	COLES-LYSTER Maggie	12 FEB 1999	1.65/5'5"	67.00/148
CHI - Chile	AHUMADA RIQUELME Denisse	8 APR 1993		
	MUÑOZ RAMOS Anany	30 SEP 1999		
	VILLALÓN SÁNCHEZ Aranza	18 JUN 1995		
COL - Colombia	HERNANDEZ GOMEZ Lina	4 JAN 1999		
	PARRA ROJAS Jessica	10 AUG 1995		
	SALCEDO ZAMBRANO Jannie	14 MAY 1988		
CUB - Cuba	GARCÍA OCASIO Iraida	26 MAY 1989		
	GONZÁLEZ VALDIVIESO Yumari	13 JUN 1979		
	SIERRA CAÑADILLA Arlenis	7 DEC 1992		
DOM - Dominican Rep.	FERNÁNDEZ VERAS Juana	15 MAY 1971	1.61/5'3"	57.00/126
ECU - Ecuador	AGUILAR GARCIA Dayana	5 JUL 2000		
	NUÑEZ PADILLA Miryam	10 AUG 1994	1.58/5'2"	54.00/119
	OJEDA RIVERA Leslye A.	4 APR 1999	1.58/5'2"	54.00/119
GUA - Guatemala	SOTO LOPEZ Jasmin Gabriela	11 JAN 1993		
MEX - Mexico	BONILLA ESCAPITE Jessica	13 APR 1996	1.73/5'8"	69.00/152
	GUTIERREZ ARZALUZ Ariadna	22 AUG 1991	1.62/5'4"	49.00/108
	SALAZAR VAZQUEZ Lizbeth	8 DEC 1996	1.70/5'7"	60.00/132
PER - Peru	DÁVILA RODRÍGUEZ Cinthya A.	26 MAY 1986		
	FERNÁNDEZ QUISPE Luddy	4 NOV 1997		
	PAULETT BUSTAMANTE Angie	22 MAY 1997		
TTO - Trinidad & Tobago	CAMPBELL Teniel	23 SEP 1997		
	COSTA Alexi	25 AUG 1995		
URU - Uruguay	GRANIZAL FDEZ. Fabiana	1 AUG 1987	1.58/5'2"	54.00/119



CIRCUITO SAN MIGUEL
SAN MIGUEL CIRCUIT

SÁB SAT
10 AUG 2019
9:00

CICLISMO DE RUTA
CYCLING ROAD

RUTA FEMENIL
ROAD RACE WOMEN

FINALES
FINALS



RESULTADOS COMPLETOS OFICIALES

FINAL RESULTS

Communiqué no. 23

Race distance: 5 laps - 80.5km

Rank	Race Number	Name	UCI Id	NOC Code	Final Time	Time Behind	Avg. Speed
1	6	SIERRA CAÑADILLA Arlenis	10007199808	CUB	2:19:49	+0:00	34.541
2	28	CAMPBELL Teniel	10078996780	TTO	2:19:50	+0:00	
3	9	SALAZAR VAZQUEZ Lizbeth	10009196590	MEX	2:19:50	+0:00	
4	13	AHUMADA RIQUELME Denisse	10087531063	CHI	2:19:50	+0:00	
5	10	HERNANDEZ GOMEZ Lina	10059063583	COL	2:19:50	+0:01	
6	12	SALCEDO ZAMBRANO Jannie	10006185550	COL	2:19:51	+0:01	
7	18	MORENO DURAN Wilmarys	10008686635	VEN	2:19:51	+0:01	
8	35	GRANIZAL FDEZ. Fabiana	10080569089	URU	2:19:51	+0:01	
9	5	GONZÁLEZ VALDIVIESO Yumari	10001343331	CUB	2:19:52	+0:02	
10	30	CONYERS Caitlin Jean	10079793594	BER	2:19:52	+0:03	
11	14	MUÑOZ RAMOS Anany	10060100978	CHI	2:19:52	+0:03	
12	4	GARCÍA OCASIO Iraida	10005965379	CUB	2:19:53	+0:03	
13	11	PARRA ROJAS Jessica	10009038360	COL	2:19:53	+0:03	
14	32	SOTO LOPEZ Jasmin Gabriela	10056296255	GUA	2:19:53	+0:03	
15	16	CHACON GARCIA Lilibeth	10007738257	VEN	2:19:53	+0:03	
16	24	YAPURA PLAZA Anabel M.	10078995467	ARG	2:19:53	+0:03	
17	15	VILLALÓN SÁNCHEZ Aranza	10051466059	CHI	2:19:53	+0:03	
18	8	GUTIERREZ ARZALUZ Ariadna	10008599638	MEX	2:19:54	+0:04	
19	2	BROUWER Miriam	10015198466	CAN	2:19:54	+0:04	
20	19	NUÑEZ PADILLA Miryam	10008601456	ECU	2:19:54	+0:04	
21	29	COSTA Alexi	10045942517	TTO	2:20:24	+0:34	
22	7	BONILLA ESCAPITE Jessica	10009196489	MEX	2:20:24	+0:34	
23	20	OJEDA RIVERA Leslye A.	10065902588	ECU	2:20:33	+0:43	
24	36	GROOTHUESHEIDKAMP Lisa	10065463058	ARU	2:20:33	+0:44	
25	23	MALASPINA LOPEZ Fiorella	10049188478	ARG	2:20:34	+0:44	
26	27	PAULETT BUSTAMANTE Angie	10062141517	PER	2:20:34	+0:44	
27	17	GONZALEZ GARCIA Angie	10002880476	VEN	2:20:34	+0:44	
28	3	COLES-LYSTER Maggie	10010998568	CAN	2:20:35	+0:45	
29	31	MITCHELL Nicole Elizabet	10008907210	BER	2:21:16	+1:26	
30	21	AGUILAR GARCIA Dayana	10048818161	ECU	2:21:16	+1:26	
31	22	AGUIRRE MANGUE Maribel	10016189583	ARG	2:21:17	+1:27	
32	26	FERNÁNDEZ QUISPE Luddy	10016205347	PER	2:21:21	+1:31	
33	1	ATTWELL Erin	10051239222	CAN	2:23:07	+3:17	
34	25	DÁVILA RODRÍGUEZ Cinthya A.	10066234311	PER	2:26:25	+6:35	
35	33	FERNÁNDEZ VERAS Juana	10002192180	DOM	2:32:03	+12:13	
36	34	SARABIA RICALDEZ Micaela	10015270612	BOL	2:32:47	+12:58	



CIRCUITO SAN MIGUEL
SAN MIGUEL CIRCUIT

SÁB SAT
10 AUG 2019
9:00

CICLISMO DE RUTA
CYCLING ROAD

RUTA FEMENIL
ROAD RACE WOMEN

FINALES
FINALS



RESULTADOS COMPLETOS OFICIALES

FINAL RESULTS

Communiqué no. 23

Race distance: 5 laps - 80.5km

Rank	Race Number	Name	UCI Id	NOC Code	Final Time	Time Behind	Avg. Speed
1	6	SIERRA CAÑADILLA Arlenis	10007199808	CUB	2:19:49	+0:00	34.541
2	28	CAMPBELL Teniel	10078996780	TTO	2:19:50	+0:00	
3	9	SALAZAR VAZQUEZ Lizbeth	10009196590	MEX	2:19:50	+0:00	
4	13	AHUMADA RIQUELME Denisse	10087531063	CHI	2:19:50	+0:00	
5	10	HERNANDEZ GOMEZ Lina	10059063583	COL	2:19:50	+0:01	
6	12	SALCEDO ZAMBRANO Jannie	10006185550	COL	2:19:51	+0:01	
7	18	MORENO DURAN Wilmarys	10008686635	VEN	2:19:51	+0:01	
8	35	GRANIZAL FDEZ. Fabiana	10080569089	URU	2:19:51	+0:01	
9	5	GONZÁLEZ VALDIVIESO Yumari	10001343331	CUB	2:19:52	+0:02	
10	30	CONYERS Caitlin Jean	10079793594	BER	2:19:52	+0:03	
11	14	MUÑOZ RAMOS Anany	10060100978	CHI	2:19:52	+0:03	
12	4	GARCÍA OCASIO Iraida	10005965379	CUB	2:19:53	+0:03	
13	11	PARRA ROJAS Jessica	10009038360	COL	2:19:53	+0:03	
14	32	SOTO LOPEZ Jasmin Gabriela	10056296255	GUA	2:19:53	+0:03	
15	16	CHACON GARCIA Lilibeth	10007738257	VEN	2:19:53	+0:03	
16	24	YAPURA PLAZA Anabel M.	10078995467	ARG	2:19:53	+0:03	
17	15	VILLALÓN SÁNCHEZ Aranza	10051466059	CHI	2:19:53	+0:03	
18	8	GUTIERREZ ARZALUZ Ariadna	10008599638	MEX	2:19:54	+0:04	
19	2	BROUWER Miriam	10015198466	CAN	2:19:54	+0:04	
20	19	NUÑEZ PADILLA Miryam	10008601456	ECU	2:19:54	+0:04	
21	29	COSTA Alexi	10045942517	TTO	2:20:24	+0:34	
22	7	BONILLA ESCAPITE Jessica	10009196489	MEX	2:20:24	+0:34	
23	20	OJEDA RIVERA Leslye A.	10065902588	ECU	2:20:33	+0:43	
24	36	GROOTHUESHEIDKAMP Lisa	10065463058	ARU	2:20:33	+0:44	
25	23	MALASPINA LOPEZ Fiorella	10049188478	ARG	2:20:34	+0:44	
26	27	PAULETT BUSTAMANTE Angie	10062141517	PER	2:20:34	+0:44	
27	17	GONZALEZ GARCIA Angie	10002880476	VEN	2:20:34	+0:44	
28	3	COLES-LYSTER Maggie	10010998568	CAN	2:20:35	+0:45	
29	31	MITCHELL Nicole Elizabet	10008907210	BER	2:21:16	+1:26	
30	21	AGUILAR GARCIA Dayana	10048818161	ECU	2:21:16	+1:26	
31	22	AGUIRRE MANGUE Maribel	10016189583	ARG	2:21:17	+1:27	
32	26	FERNÁNDEZ QUISPE Luddy	10016205347	PER	2:21:21	+1:31	
33	1	ATTWELL Erin	10051239222	CAN	2:23:07	+3:17	
34	25	DÁVILA RODRÍGUEZ Cinthya A.	10066234311	PER	2:26:25	+6:35	
35	33	FERNÁNDEZ VERAS Juana	10002192180	DOM	2:32:03	+12:13	
36	34	SARABIA RICALDEZ Micaela	10015270612	BOL	2:32:47	+12:58	



CIRCUITO SAN MIGUEL
SAN MIGUEL CIRCUIT

SÁB SAT
10 AUG 2019
13:00

CICLISMO DE RUTA
CYCLING ROAD

RUTA VARONIL
ROAD RACE MEN

FINALES
FINALS



RESULTADOS COMPLETOS OFICIALES

FINAL RESULTS

Communiqué no. 16a

Race distance: 11 laps - 177.1km

Rank	Race Number	Name	UCI Id	NOC Code	Final Time	Time Behind	Avg. Speed
1	19	RICHEZE Maximiliano Ari	10003039013	ARG	4:06:28	+0:00	43.111
2	15	PRADO JUAREZ Ignacio	10009023711	MEX	4:06:28	+0:00	
3	6	GOMEZ PEÑALOZA Bryan	10009565594	COL	4:06:28	+0:00	
4	46	JURADO Christofer	10013400330	PAN	4:06:28	+0:00	
5	12	NARVAEZ PRADO Jhonnatan	10009637235	ECU	4:06:28	+0:00	
6	29	GAMERO ZUÑIGA Alonso	10061977728	PER	4:06:29	+0:00	
7	24	RODRÍGUEZ AGUILAR José L.	10050678137	CHI	4:06:29	+0:00	
8	39	RODAS OCHOA Manuel	10059186451	GUA	4:06:47	+0:19	
9	17	CONTTE Tomas	10010116272	ARG	4:07:15	+0:47	
10	32	QUISPE COLQUE Alain	10062141315	PER	4:07:21	+0:52	
11	1	AULAR SANABRIA Oriuis	10009720491	VEN	4:08:13	+1:45	
12	5	ARANGO CARVAJAL Juan	10035212394	COL	4:08:23	+1:54	
13	25	ARIAS PÉREZ Yans Carlos	10004555849	CUB	4:08:37	+2:09	
14	45	MUDARRA Pablo Luis	10007748563	CRC	4:09:02	+2:34	
15	16	AGUIRRE INFANTE José A.	10049191512	MEX	4:09:02	+2:34	
16	21	ALARCÓN CARES Pablo A.	10009435050	CHI	4:09:03	+2:34	
17	38	MONTERROSO Dorian Javier	10059187259	GUA	4:09:03	+2:34	
18	8	SANCHEZ VEGARA Brayan	10009762022	COL	4:09:03	+2:34	
19	10	GUAMA DE LA CRUZ Bayron	10003246955	ECU	4:09:03	+2:34	
20	31	NAVARRO CALLE Royner	10008880433	PER	4:09:03	+2:34	
21	49	LOPEZ NOLASCO Luis E.	10058573533	HON	4:09:03	+2:35	
22	11	MONTENEGRO Jimmy	10016007711	ECU	4:09:05	+2:36	
23	9	CEPEDA ORTIZ Jefferson A.	10016009832	ECU	4:09:06	+2:37	
24	47	ANCHIERI ZUNINO Pablo	10014106107	URU	4:09:18	+2:50	
25	13	CARBAJAL BALBUENA Ivan	10005885860	MEX	4:09:18	+2:50	
26	30	GONZALES ZENTENO André	10062141416	PER	4:09:19	+2:50	
27	43	DO NASCIMENTO Rodrigo	10007124733	BRA	4:09:19	+2:50	
28	7	RIVERA VARGAS Brandon	10008862750	COL	4:09:20	+2:51	
29	37	DE LEON PAZ JhonathaN	10008911957	GUA	4:09:20	+2:51	
30	40	CANELA CAPELLÁN Wellinton	10077500960	DOM	4:09:21	+2:52	
31	41	GARCIA Geovanny Antoni	10011462653	DOM	4:09:26	+2:57	
32	14	CORELLA BRAUN Rene	10006501206	MEX	4:09:26	+2:57	
33	26	PORTUONDO TORRES Pedro	10004555647	CUB	4:09:26	+2:57	
34	20	TIVANI PEREZ German	10008697648	ARG	4:09:27	+2:59	
35	23	PEÑALOZA YÁÑEZ Felipe	10050677935	CHI	4:09:50	+3:21	
36	22	FERREYRA GELDREZ Diego	10050678339	CHI	4:09:50	+3:22	
37	28	VERA HERNÁNDEZ Hidalgo	10010856405	CUB	4:30:19	+23:50	
	44	DO PRADO NAZARET Magno	10004522305	BRA	DNF		
	3	MONSALVE PERTSINDIS Ralph	10074407771	VEN	DNF		
	33	CAMPBELL Akil	10009033714	TTO	DNF		
	34	COLE Tyler	10015000830	TTO	DNF		
	50	CIJNTJE Hillard Joseph	10093164339	ARU	DNF		
	42	MARTE AGUILERA Junior	10011231873	DOM	DNF		
	4	ROJAS Maximo	10004719739	VEN	DNF		
	36	OROSCO Kemp	10045952823	TTO	DNF		
	18	RAMOS Ruben Gabriel	10009667042	ARG	DNF		

VILLA DEPORTIVA NACIONAL
NATIONAL SPORTS VILLAGE

JUE THU
1 AUG 2019
12:08

CICLISMO DE PISTA
CYCLING TRACK

OMNIUM MASCULINO
OMNIUM MEN

SCRATCH
SCRATCH

RESULTADOS
RESULTS

Communiqué no. 64a

Race distance: 40 laps (10.0km)

Rank	Race Number	Name	UCI Id	NOC Code	Laps Down
1	19	PRADO JUAREZ Ignacio	10009023711	MEX	
2	8	PEÑALOZA YÁÑEZ Felipe	10050677935	CHI	-1
3	121	HOLLOWAY Daniel R.	10004628496	USA	-1
4	10	ARANGO CARVAJAL Juan	10035212394	COL	-1
5	1	CONTTE Tomas	10010116272	ARG	-1
6	12	ARIAS PÉREZ Yans Carlos	10004555849	CUB	-1
7	21	GAMERO ZUÑIGA A	10061977728	PER	-1
8	28	PULGAR ARAUJO A	10005511301	VEN	-1
9	23	CAMPBELL Akil	10009033714	TTO	-1
10	17	MONTERROSO Dorian Javier	10059187259	GUA	-1
11	75	QUISHPE QUISHPE Carlos	10007199202	ECU	-1
12	3	CIJNTJE Hillard Joseph	10093164339	ARU	-1
13	25	ANCHIERI ZUNINO P	10014106107	URU	-1
14	14	MARTE AGUILERA J	10011231873	DOM	-2

VILLA DEPORTIVA NACIONAL
NATIONAL SPORTS VILLAGE

JUE THU
1 AUG 2019
13:00

CICLISMO DE PISTA
CYCLING TRACK

OMNIUM MASCULINO
OMNIUM MEN

TEMPO RACE
TEMPO RACE

RESULTADOS
RESULTS

Communiqué no. 45

40 laps (10km) with 36 sprints

Elapsed Time: **11:57.000** Average speed: **50.209 km/h**

Rank	Race No	Name	UCI Id	NOC Code	Sprint Number																																		Finish Order	Lap Points +	Lap Points -	Lap Points Balance	Points
					1	2	3	4	5	6	7	8	9	10	11	12	13	14	15	16	17	18	19	20	21	22	23	24	25	26	27	28	29	30	31	32	33	34	35	36					
1	121	HOLLOWAY DR	10004628496	USA																							1		1		1	1	1	1							12	20		20	26
2	8	PEÑALOZA YÁÑEZ F	10050677935	CHI																			1		1			1		1											3	20		20	24
3	10	ARANGO CARVAJAL J	10035212394	COL																		1	1		1		1														9	20		20	24
4	28	PULGAR ARAUJO A	10005511301	VEN	1	1	1	1	1			1	1		1		1		1																						10				10
5	19	PRADO JUAREZ I	10009023711	MEX																1	1															1	1	1	1	1	1	1				7
6	23	CAMPBELL A	10009033714	TTO						1	1			1		1		1																						8				5
7	21	GAMERO ZUÑIGA A	10061977728	PER																																				2				0
8	75	QUISHPE QUISHPE C	10007199202	ECU																																				4				0
9	12	ARIAS PÉREZ Y	10004555849	CUB																																				5				0
10	1	CONTTE T	10010116272	ARG																																				6				0
11	17	MONTERROSO D	10059187259	GUA																																				7				0
12	25	ANCHIERI ZUNINO P	10014106107	URU																																				11		20	-20	-20
13	14	MARTE AGUILERA J	10011231873	DOM																																				13		20	-20	-20
14	3	CIJNTJE H	10093164339	ARU																																				14		20	-20	-20

25 ANCHIERI ZUNINO P lost one lap between 18th and 19th sprint
121 HOLLOWAY DR overlapped bunch between 31st and 32nd sprint
14 MARTE AGUILERA J lost one lap between 18th and 19th sprint
10 ARANGO CARVAJAL J overlapped bunch between 26th and 27th sprint
8 PEÑALOZA YÁÑEZ F overlapped bunch between 26th and 27th sprint
3 CIJNTJE H lost one lap between 18th and 19th sprint



CLAVADOS

Delegación de Clavados

Nombre	Función
José Jonathan Ruvalcaba Peralta	Atleta
Frandiel Gómez Vargas	Atleta
Francisco Javier Rueda Amezquita	Entrenador

Trampolín 3 Mt Masculino



CENTRO ACUÁTICO
AQUATIC CENTER

SÁB SAT
3 AUG 2019
12:30

CLAVADOS
DIVING

TRAMPOLÍN 3 M MASCULINO
MEN'S 3M SPRINGBOARD

PRELIMINARES
PRELIMINARY



RESULTADOS DETALLADOS As of 3 AUG 2019

DETAILED RESULTS

Rank	Name	NOC Code	Dive No.	DD	Judge's Score							Dive Points	Dive Rank	Total Points	Ovrl Rk	Points Behind
					J1	J2	J3	J4	J5	J6	J7					
1	GAGNÉ Philippe	CAN	205B	3.0	5.5	~~5.5~~	~~4.5~~	5.0	5.0	~~5.5~~	~~5.0~~	46.50	17	46.50	17	33.40
			5337D	3.5	7.5	8.0	8.0	~~8.0~~	~~7.5~~	~~7.5~~	~~8.0~~	82.25	1	128.75	7	27.65
			307C	3.5	~~8.0~~	~~8.0~~	7.5	7.5	7.5	~~7.5~~	~~7.0~~	78.75	1	207.50	5	11.90
			407C	3.4	~~7.0~~	7.5	7.5	7.5	~~7.5~~	~~7.5~~	~~7.5~~	76.50	3	284.00	2	8.90
			107B	3.1	~~7.5~~	8.5	8.0	~~8.5~~	~~7.5~~	~~8.5~~	8.0	75.95	3	359.95	3	13.45
			5154B	3.4	~~7.5~~	8.5	8.5	8.0	~~8.0~~	~~8.5~~	~~8.5~~	85.00	1	444.95	1	
2	RESTREPO Daniel	COL	207C	3.6	7.0	7.0	7.0	~~6.5~~	~~7.5~~	~~7.5~~	~~6.5~~	75.60	4	75.60	4	4.30
			307C	3.5	~~6.5~~	~~5.5~~	~~6.5~~	6.0	6.0	6.0	~~6.0~~	63.00	7	138.60	4	17.80
			5156B	3.9	6.5	6.0	~~6.0~~	6.5	~~6.5~~	~~6.5~~	~~5.5~~	74.10	2	212.70	3	6.70
			407C	3.4	6.5	7.0	~~6.5~~	~~7.5~~	7.0	~~7.0~~	~~6.5~~	69.70	6	282.40	3	10.50
			109C	3.8	7.0	7.0	~~6.5~~	7.0	~~7.0~~	~~7.0~~	~~6.5~~	79.80	2	362.20	2	11.20
			5172B	3.7	7.0	~~7.0~~	7.5	7.5	~~7.5~~	~~6.5~~	~~7.5~~	81.40	5	443.60	2	1.35
3	CAPOBIANCO Andrew	USA	5154B	3.4	7.5	7.5	7.5	~~7.5~~	~~7.5~~	~~8.0~~	~~7.5~~	76.50	2	76.50	2	3.40
			407C	3.4	7.5	~~7.5~~	8.0	8.0	~~8.0~~	~~8.0~~	~~7.5~~	79.90	2	156.40	1	
			205B	3.0	7.0	~~6.5~~	7.0	7.0	~~7.0~~	~~7.5~~	~~7.0~~	63.00	10	219.40	1	
			307C	3.5	~~7.5~~	7.0	~~6.5~~	7.0	7.0	~~7.5~~	~~7.0~~	73.50	4	292.90	1	
			5337D	3.5	7.5	~~7.0~~	8.0	~~8.5~~	7.5	~~7.0~~	~~8.0~~	80.50	1	373.40	1	
			109C	3.8	~~5.5~~	5.0	5.0	~~5.5~~	~~4.0~~	5.0	~~4.5~~	57.00	15	430.40	3	14.55
4	QUINTERO DIAZ Rafael R.	PUR	205B	3.0	7.0	~~7.5~~	7.0	7.0	~~7.0~~	~~6.0~~	~~7.0~~	63.00	10	63.00	10	16.90
			107B	3.1	~~6.0~~	7.0	~~6.0~~	6.5	6.5	~~7.0~~	~~7.0~~	62.00	10	125.00	11	31.40
			5154B	3.4	~~6.0~~	6.5	6.5	6.5	~~6.5~~	~~6.0~~	~~6.5~~	66.30	7	191.30	10	28.10
			109C	3.8	7.0	~~6.5~~	7.0	~~7.5~~	7.0	~~7.5~~	~~6.5~~	79.80	2	271.10	5	21.80
			307C	3.5	6.5	~~5.5~~	~~6.0~~	6.5	~~7.0~~	6.5	~~7.0~~	68.25	7	339.35	4	34.05
			407C	3.4	7.0	7.5	7.0	~~7.0~~	~~7.5~~	~~8.0~~	~~7.0~~	73.10	8	412.45	4	32.50
5	KNIGHT-WISDOM Yona	JAM	107B	3.1	8.0	~~8.5~~	8.0	8.0	~~8.0~~	~~8.0~~	~~8.5~~	74.40	5	74.40	5	5.50
			407C	3.4	6.0	6.0	~~6.0~~	6.5	~~6.5~~	~~6.0~~	~~7.0~~	62.90	9	137.30	6	19.10
			5152B	3.0	8.0	8.0	~~7.5~~	8.0	~~8.0~~	~~7.5~~	~~8.5~~	72.00	4	209.30	4	10.10
			205B	3.0	7.5	7.5	7.5	~~7.5~~	~~7.5~~	~~7.5~~	~~6.5~~	67.50	8	276.80	4	16.10
			307C	3.5	5.5	~~5.0~~	5.5	~~6.0~~	5.5	~~5.0~~	~~6.0~~	57.75	15	334.55	5	38.85
			5154B	3.4	~~7.5~~	7.0	7.0	7.0	~~7.5~~	~~7.0~~	~~7.0~~	71.40	10	405.95	5	39.00
6	HIXON Michael	USA	5154B	3.4	7.5	8.0	~~7.5~~	~~7.0~~	8.0	~~8.0~~	~~8.0~~	79.90	1	79.90	1	
			205B	3.0	~~6.0~~	6.5	6.5	~~6.0~~	6.5	~~7.0~~	~~6.5~~	58.50	14	138.40	5	18.00
			5337D	3.5	6.0	5.5	5.5	~~5.5~~	~~7.0~~	~~6.0~~	~~5.5~~	59.50	13	197.90	6	21.50
			307C	3.5	~~6.0~~	5.0	4.5	5.5	~~4.5~~	~~5.5~~	~~4.5~~	52.50	17	250.40	11	42.50
			407C	3.4	7.5	7.0	7.0	~~7.5~~	~~7.0~~	~~7.5~~	~~7.0~~	73.10	4	323.50	6	49.90
			107B	3.1	~~7.0~~	8.0	7.5	~~8.0~~	7.5	~~8.0~~	~~7.5~~	71.30	11	394.80	6	50.15



CENTRO ACUÁTICO
AQUATIC CENTER

SÁB SAT
3 AUG 2019
12:30

CLAVADOS
DIVING

TRAMPOLÍN 3 M MASCULINO
MEN'S 3M SPRINGBOARD

PRELIMINARES
PRELIMINARY





RESULTADOS DETALLADOS As of 3 AUG 2019

DETAILED RESULTS

Rank	Name	NOC Code	Dive No.	DD	Judge's Score							Dive Points	Dive Rank	Total Points	Ovrl Rk	Points Behind
					J1	J2	J3	J4	J5	J6	J7					
7	MORALES Sebastian	COL	5154B	3.4	7.0	7.0	~~7.5~~	~~6.5~~	7.0	~~7.5~~	~~6.5~~	71.40	6	71.40	6	8.50
			307C	3.5	7.5	7.5	~~8.0~~	7.5	~~7.5~~	~~7.5~~	~~8.0~~	78.75	3	150.15	2	6.25
			109C	3.8	~~3.5~~	4.0	4.0	4.5	~~4.5~~	~~5.0~~	~~4.0~~	47.50	17	197.65	7	21.75
			207C	3.6	~~6.5~~	4.5	~~4.5~~	5.5	~~5.5~~	~~3.5~~	5.0	54.00	16	251.65	10	41.25
			5156B	3.9	~~6.0~~	5.0	5.0	5.5	~~5.5~~	~~5.0~~	~~5.0~~	60.45	13	312.10	10	61.30
			407C	3.4	7.5	7.5	7.5	~~7.5~~	~~7.5~~	~~7.5~~	~~7.5~~	76.50	6	388.60	7	56.35
8	RUBALCAVA PERALTA Jose J.	DOM	107B	3.1	7.0	~~6.5~~	7.0	~~7.5~~	7.0	~~7.0~~	~~6.5~~	65.10	9	65.10	9	14.80
			205B	3.0	7.0	6.5	7.0	~~6.5~~	~~7.0~~	~~7.5~~	~~6.0~~	61.50	11	126.60	10	29.80
			305B	3.0	7.0	7.0	~~7.0~~	~~6.0~~	~~7.0~~	6.5	~~5.5~~	61.50	11	188.10	11	31.30
			5353B	3.3	7.0	7.0	~~7.5~~	7.0	~~7.0~~	~~7.0~~	~~7.0~~	69.30	7	257.40	8	35.50
			407C	3.4	6.0	6.0	~~5.5~~	6.0	~~5.5~~	~~7.5~~	~~6.0~~	61.20	12	318.60	7	54.80
			5154B	3.4	7.0	6.5	6.5	~~6.5~~	~~6.5~~	~~7.0~~	~~7.0~~	68.00	12	386.60	8	58.35
9	BONFIM DOS SANTOS Luis F.	BRA	205B	3.0	7.0	~~7.5~~	7.0	~~7.5~~	7.0	~~7.0~~	~~7.0~~	63.00	10	63.00	10	16.90
			405B	3.0	7.0	7.0	6.5	~~6.5~~	~~7.0~~	~~6.5~~	~~7.0~~	61.50	11	124.50	12	31.90
			107B	3.1	5.5	~~5.5~~	6.0	6.0	~~6.0~~	~~6.0~~	~~5.5~~	54.25	15	178.75	13	40.65
			5152B	3.0	7.0	7.0	~~7.5~~	7.0	~~6.0~~	~~7.0~~	~~7.0~~	63.00	11	241.75	13	51.15
			305B	3.0	8.0	7.5	~~7.5~~	~~8.5~~	8.0	~~8.0~~	~~7.5~~	70.50	6	312.25	9	61.15
			5337D	3.5	7.0	7.0	7.0	~~7.0~~	~~7.0~~	~~6.5~~	~~7.0~~	73.50	7	385.75	9	59.20
10	GONÇALVES DE MATOS Ian C.	BRA	205B	3.0	~~7.0~~	~~8.5~~	7.5	~~8.0~~	7.5	~~6.5~~	7.5	67.50	7	67.50	7	12.40
			305B	3.0	5.5	5.5	~~5.5~~	6.5	~~6.5~~	~~5.5~~	~~6.5~~	52.50	16	120.00	13	36.40
			107B	3.1	6.5	6.5	~~7.0~~	6.5	~~6.5~~	~~6.0~~	~~6.5~~	60.45	12	180.45	12	38.95
			5154B	3.4	6.5	~~7.0~~	6.5	6.5	~~6.5~~	~~7.0~~	~~6.0~~	66.30	10	246.75	12	46.15
			5253B	3.4	7.0	7.0	~~6.0~~	7.0	~~7.0~~	~~7.0~~	~~6.0~~	71.40	5	318.15	8	55.25
			405B	3.0	7.0	7.0	7.0	~~7.0~~	~~7.0~~	~~7.5~~	~~6.5~~	63.00	13	381.15	10	63.80
11	CELAYA HERNANDEZ Juan M.	MEX	205B	3.0	5.5	~~4.5~~	5.5	~~5.5~~	5.0	~~6.0~~	~~4.5~~	48.00	16	48.00	16	31.90
			5154B	3.4	~~7.5~~	7.0	7.0	7.0	~~7.5~~	~~7.0~~	~~7.0~~	71.40	5	119.40	14	37.00
			307C	3.5	5.5	~~5.5~~	4.5	5.0	5.0	~~5.5~~	~~5.0~~	54.25	15	173.65	17	45.75
			407C	3.4	~~7.0~~	8.0	8.0	~~8.5~~	7.5	~~8.0~~	~~7.5~~	79.90	1	253.55	9	39.35
			109C	3.8	~~4.5~~	4.0	~~3.5~~	~~4.5~~	4.0	~~3.5~~	4.0	45.60	16	299.15	13	74.25
			5156B	3.9	7.0	7.0	~~7.5~~	~~6.5~~	~~7.5~~	7.0	~~7.0~~	81.90	3	381.05	11	63.90
12	ALCEBO MULET Angello	CUB	405B	3.0	6.5	~~6.5~~	7.0	~~7.5~~	7.0	~~6.5~~	~~7.0~~	61.50	12	61.50	12	18.40
			107B	3.1	5.5	~~5.0~~	5.5	5.5	~~5.5~~	~~6.0~~	~~5.0~~	51.15	17	112.65	17	43.75
			205B	3.0	7.0	7.5	7.5	~~8.0~~	~~7.0~~	~~7.5~~	~~7.0~~	66.00	9	178.65	14	40.75
			305B	3.0	~~5.5~~	6.5	~~7.0~~	6.5	6.5	~~6.5~~	~~6.5~~	58.50	13	237.15	14	55.75
			5152B	3.0	7.5	7.0	7.0	~~7.0~~	~~7.5~~	~~7.5~~	~~7.0~~	64.50	11	301.65	12	71.75
			5154B	3.4	~~6.5~~	7.0	7.5	7.0	~~7.5~~	~~7.0~~	~~7.5~~	73.10	8	374.75	12	70.20



CENTRO ACUÁTICO
AQUATIC CENTER

SÁB SAT
3 AUG 2019
12:30

CLAVADOS
DIVING

TRAMPOLÍN 3 M MASCULINO
MEN'S 3M SPRINGBOARD

PRELIMINARES
PRELIMINARY



RESULTADOS DETALLADOS As of 3 AUG 2019

DETAILED RESULTS

Rank	Name	NOC Code	Dive No.	DD	Judge's Score							Dive Points	Dive Rank	Total Points	Ovrl Rk	Points Behind
					J1	J2	J3	J4	J5	J6	J7					
13	CASTILLO HUERTA Yahel E.	MEX	5154B	3.4	7.5	7.5	7.5	~~7.0~~	~~8.0~~	~~7.5~~	~~8.0~~	76.50	2	76.50	2	3.40
			407C	3.4	5.0	~~6.0~~	5.0	5.0	~~6.0~~	~~4.5~~	~~5.0~~	51.00	18	127.50	8	28.90
			107B	3.1	~~8.0~~	7.5	7.5	~~8.0~~	7.5	~~7.0~~	~~7.5~~	69.75	5	197.25	8	22.15
			205B	3.0	7.0	7.0	7.0	~~7.0~~	~~7.5~~	~~7.0~~	~~7.0~~	63.00	11	260.25	7	32.65
			307C	3.5	3.0	~~3.0~~	2.5	~~1.5~~	~~3.5~~	~~1.5~~	2.0	26.25	19	286.50	15	86.90
			5156B	3.9	7.0	~~6.5~~	~~6.5~~	7.0	7.0	~~7.5~~	~~7.0~~	81.90	3	368.40	13	76.55
14	IMBEAU-DULAC Francois	CAN	205B	3.0	~~8.0~~	7.5	7.5	7.5	~~7.5~~	~~7.5~~	~~7.5~~	67.50	7	67.50	7	12.40
			107B	3.1	~~7.5~~	8.0	~~7.5~~	8.0	8.0	~~8.0~~	~~8.0~~	74.40	4	141.90	3	14.50
			307C	3.5	7.0	7.0	~~7.5~~	~~6.5~~	~~7.5~~	7.0	~~7.0~~	73.50	3	215.40	2	4.00
			5156B	3.9	0.0	0.0	0.0	~~0.0~~	~~0.0~~	~~0.0~~	~~0.0~~	0.00	19	215.40	17	77.50
			405B	3.0	~~7.0~~	~~7.0~~	7.5	~~8.0~~	7.5	7.5	~~8.0~~	67.50	8	282.90	16	90.50
			5337D	3.5	8.0	7.5	8.0	~~8.0~~	~~7.5~~	~~7.5~~	~~8.0~~	82.25	2	365.15	14	79.80
15	NEGLIA ESCUDERO Donato A.	CHI	405B	3.0	6.5	~~6.0~~	6.5	6.5	~~6.5~~	~~6.5~~	~~6.5~~	58.50	14	58.50	14	21.40
			107B	3.1	7.0	7.5	~~7.0~~	7.5	~~7.5~~	~~7.0~~	~~7.5~~	68.20	6	126.70	9	29.70
			5154B	3.4	6.5	6.5	6.5	~~7.0~~	~~7.0~~	~~6.0~~	~~6.5~~	66.30	7	193.00	9	26.40
			407C	3.4	7.0	7.0	~~6.5~~	7.0	~~7.0~~	~~7.0~~	~~7.0~~	71.40	5	264.40	6	28.50
			307C	3.5	~~3.5~~	~~4.5~~	4.0	4.0	4.0	~~3.5~~	~~4.0~~	42.00	18	306.40	11	67.00
			205B	3.0	6.5	6.5	~~5.5~~	6.0	~~6.0~~	~~6.5~~	~~6.5~~	57.00	15	363.40	15	81.55
16	CARQUÍN SAAVEDRA Diego A.	CHI	405B	3.0	6.5	~~7.0~~	6.5	6.5	~~7.0~~	~~6.5~~	~~6.5~~	58.50	14	58.50	14	21.40
			107B	3.1	6.5	~~7.0~~	6.5	6.5	~~7.0~~	~~6.5~~	~~6.5~~	60.45	13	118.95	15	37.45
			5154B	3.4	5.5	~~6.0~~	5.5	~~6.0~~	5.5	4.0	~~5.5~~	56.10	14	175.05	16	44.35
			205B	3.0	~~7.0~~	6.5	6.5	~~6.0~~	6.5	~~6.0~~	~~6.5~~	58.50	13	233.55	16	59.35
			305B	3.0	~~7.0~~	6.5	6.5	6.5	~~7.0~~	~~6.0~~	~~6.5~~	58.50	14	292.05	14	81.35
			5152B	3.0	~~6.5~~	~~6.5~~	5.5	6.0	~~5.0~~	~~5.5~~	6.0	52.50	18	344.55	16	100.40
17	DOMÍNGUEZ CERVANTES Layde	CUB	405B	3.0	7.0	6.5	6.5	~~6.5~~	~~7.5~~	~~7.0~~	~~6.0~~	60.00	13	60.00	13	19.90
			5353B	3.3	6.0	5.0	6.0	~~5.0~~	~~6.0~~	~~6.0~~	~~4.5~~	56.10	15	116.10	16	40.30
			205B	3.0	4.5	4.5	~~5.0~~	4.5	~~4.0~~	~~5.0~~	~~4.0~~	40.50	18	156.60	18	62.80
			305B	3.0	5.5	5.5	~~6.0~~	5.5	~~5.5~~	~~5.5~~	~~5.5~~	49.50	18	206.10	18	86.80
			107B	3.1	7.0	7.0	~~7.5~~	~~7.5~~	7.0	~~7.0~~	~~7.0~~	65.10	10	271.20	18	102.20
			5154B	3.4	6.0	6.0	~~6.0~~	~~6.0~~	5.5	~~5.5~~	~~4.5~~	59.50	14	330.70	17	114.25
18	PINTO SOTO Daniel A.	PER	205B	3.0	5.0	~~4.5~~	5.0	5.0	~~5.0~~	~~5.0~~	~~5.0~~	45.00	19	45.00	19	34.90
			5152B	3.0	7.0	~~6.5~~	7.0	~~7.5~~	7.0	~~7.0~~	~~7.0~~	63.00	7	108.00	18	48.40
			5154B	3.4	~~6.0~~	~~4.5~~	6.5	7.0	7.0	~~7.5~~	~~7.0~~	69.70	6	177.70	15	41.70
			305B	3.0	6.5	6.5	6.5	~~7.0~~	~~6.5~~	~~6.0~~	~~7.0~~	58.50	13	236.20	15	56.70
			107B	3.1	4.5	5.0	~~5.0~~	~~5.0~~	4.5	~~4.5~~	~~4.5~~	43.40	17	279.60	17	93.80
			405B	3.0	4.5	~~4.0~~	4.5	~~6.0~~	~~4.0~~	5.0	~~5.0~~	42.00	19	321.60	18	123.35

CENTRO ACUÁTICO
AQUATIC CENTER

SÁB SAT
3 AUG 2019
12:30

CLAVADOS
DIVING

TRAMPOLÍN 3 M MASCULINO
MEN'S 3M SPRINGBOARD

PRELIMINARES
PRELIMINARY

RESULTADOS DETALLADOS As of 3 AUG 2019

DETAILED RESULTS

Rank	Name	NOC Code	Dive No.	DD	Judge's Score							Dive Points	Dive Rank	Total Points	Ovrl Rk	Points Behind
					J1	J2	J3	J4	J5	J6	J7					
19	GOMEZ VARGAS Frandiel	DOM	107B	3.1	5.0	5.0	5.0	~~5.0~~	~~5.0~~	~~5.0~~	~~5.5~~	46.50	17	46.50	17	33.40
			205B	3.0	4.5	~~4.0~~	4.5	4.5	~~4.5~~	~~4.5~~	~~4.0~~	40.50	19	87.00	19	69.40
			305B	3.0	4.0	4.0	4.5	~~4.0~~	~~3.5~~	~~4.5~~	~~4.5~~	37.50	19	124.50	19	94.90
			405B	3.0	7.5	7.5	~~8.0~~	7.5	~~8.0~~	~~7.5~~	~~7.0~~	67.50	8	192.00	19	100.90
			5154B	3.4	6.5	6.5	~~7.0~~	~~5.5~~	~~7.0~~	6.5	~~6.5~~	66.30	9	258.30	19	115.10
			407C	3.4	~~6.5~~	~~5.0~~	~~5.0~~	5.5	5.5	5.5	~~5.5~~	56.10	17	314.40	19	130.55

CENTRO ACUÁTICO
AQUATIC CENTER

CLAVADOS
DIVING

TRAMPOLÍN 3 M MASCULINO
MEN'S 3M SPRINGBOARD

RESUMEN DE RESULTADOS As of 4 AUG 2019

RESULTS SUMMARY

Rank	Name	NOC Code	Preliminary		Final
			Points	Rank	Points
1	RESTREPO Daniel	COL	443.60	2	468.10
2	CELAYA HERNANDEZ Juan M.	MEX	381.05	11	454.30
3	GAGNÉ Philippe	CAN	444.95	1	448.65
4	QUINTERO DIAZ Rafael R.	PUR	412.45	4	440.10
5	KNIGHT-WISDOM Yona	JAM	405.95	5	437.65
6	CAPOBIANCO Andrew	USA	430.40	3	431.85
7	GONÇALVES DE MATOS Ian C.	BRA	381.15	10	418.90
8	RUBALCAVA PERALTA Jose J.	DOM	386.60	8	405.80
9	MORALES Sebastian	COL	388.60	7	399.95
10	ALCEBO MULET Angello	CUB	374.75	12	398.50
11	HIXON Michael	USA	394.80	6	358.95
12	BONFIM DOS SANTOS Luis F.	BRA	385.75	9	353.55
13	CASTILLO HUERTA Yahel E.	MEX	368.40	13	
14	IMBEAU-DULAC Francois	CAN	365.15	14	
15	NEGLIA ESCUDERO Donato A.	CHI	363.40	15	
16	CARQUÍN SAAVEDRA Diego A.	CHI	344.55	16	
17	DOMÍNGUEZ CERVANTES Laydel	CUB	330.70	17	
18	PINTO SOTO Daniel A.	PER	321.60	18	
19	GOMEZ VARGAS Frandiel	DOM	314.40	19	



CENTRO ACUÁTICO
AQUATIC CENTER

SÁB SAT
3 AUG 2019
12:30

CLAVADOS
DIVING

TRAMPOLÍN 3 M MASCULINO
MEN'S 3M SPRINGBOARD

PRELIMINARES
PRELIMINARY



RESULTADOS As of 3 AUG 2019

RESULTS

Rank	Name	NOC Code	Points	Points Behind	Qualified
1	GAGNÉ Philippe	CAN	444.95		Q
2	RESTREPO Daniel	COL	443.60	1.35	Q
3	CAPOBIANCO Andrew	USA	430.40	14.55	Q
4	QUINTERO DIAZ Rafael R.	PUR	412.45	32.50	Q
5	KNIGHT-WISDOM Yona	JAM	405.95	39.00	Q
6	HIXON Michael	USA	394.80	50.15	Q
7	MORALES Sebastian	COL	388.60	56.35	Q
8	RUBALCAVA PERALTA Jose J.	DOM	386.60	58.35	Q
9	BONFIM DOS SANTOS Luis F.	BRA	385.75	59.20	Q
10	GONÇALVES DE MATOS Ian C.	BRA	381.15	63.80	Q
11	CELAYA HERNANDEZ Juan M.	MEX	381.05	63.90	Q
12	ALCEBO MULET Angello	CUB	374.75	70.20	Q
13	CASTILLO HUERTA Yahel E.	MEX	368.40	76.55	R
14	IMBEAU-DULAC Francois	CAN	365.15	79.80	R
15	NEGLIA ESCUDERO Donato A.	CHI	363.40	81.55	
16	CARQUÍN SAAVEDRA Diego A.	CHI	344.55	100.40	
17	DOMÍNGUEZ CERVANTES Laydel	CUB	330.70	114.25	
18	PINTO SOTO Daniel A.	PER	321.60	123.35	
19	GOMEZ VARGAS Frandiel	DOM	314.40	130.55	

Plataforma 10 Mt Masculino



CENTRO ACUÁTICO
AQUATIC CENTER

VIE FRI
2 AUG 2019
20:37

CLAVADOS
DIVING

SINCRONIZADOS PLATAFORMA 10 M MASC
MEN'S SYNCHRONISED 10M PLATFORM

FINALES
FINAL





RESULTADOS As of 2 AUG 2019

RESULTS

Rank	NOC Code	Name	Points	Points Behind
1	MEX	GARCÍA NAVARRO Ivan A. BERLIN REYES Kevin	431.10	
2	CAN	RIENDEAU Vincent ZSOMBOR-MURRAY Nathan	396.12	34.98
3	BRA	NASCIMENTO DE SOUZA FILHO Isaac FIGUEREDO PEREIRA Kawan	375.81	55.29
4	USA	JOHNSON Steele BRAMLEY Benjamin	368.61	62.49
5	COL	VILLA Sebastian ORTEGA Victor H.	363.99	67.11
6	DOM	RUBALCAVA PERALTA Jose J. GOMEZ VARGAS Frandiel	339.66	91.44
7	VEN	GONZALEZ REYES Jesus E. ARIZA BRICEÑO Oscar E.	322.98	108.12
8	CUB	PAZ GAMBOA Yusmandy AGUIRRE MANSO Jeinkler E.	315.90	115.20

Equipo de Clavado de la República Dominicana





ECUESTRE

ADIESTRAMIENTO

ESCUELA DE EQUITACIÓN DEL EJÉRCITO ECUESTRE
ARMY EQUESTRIAN SCHOOL EQUESTRIAN

ADIESTRAMIENTO INDIVIDUAL
DRESSAGE INDIVIDUAL

LIMA 2019

RESUMEN DE RESULTADOS
RESULTS SUMMARY

Ground Jury: E - SEEFRIED Mary Elizabeth (AUS) H - MINOR Brenda Fay (CAN) C - FOY Janet Lee (USA), President
M - KESSLER Thomas (GER) B - DE WOLFF VAN WESTER Eddy (NED)

Rank	NOC Code	Horse No.	Rider	Horse	PG / GP		Int I / GPS		Total PG / GP+ Int I / GPS	Int I/GP FS		Total Int I/GP FS
					%Score	(Rk)	%Score	(Rk)		%Score	(Rk)	
1	USA	142	LOCKMAN Sarah	FIRST APPLE	76.088	(1)	75.912	(1)	152.000	78.980	(1)	78.980
2	CAN	112	IRWIN Tina	LAURENCIO	73.735	(2)	73.853	(2)	147.588	77.780	(2)	77.780
3	USA	143	BAUMERT Jennifer	HANDSOME	72.441	(4)	70.380	(7)	142.823	75.755	(3)	75.755
4	DOM	125	LOSOS DE MUÑIZ Yvonne	AQUAMARIJN	70.370	(7)	69.872	(8)	140.242	75.430	(4)	75.430
5	USA	141	BATCHELDER Nora	FARO SQF	71.441	(5)	71.529	(5)	142.970	73.630	(5)	73.630
6	CAN	113	MOREIRA-LALIBERTÉ Naïma	STATESMAN	71.413	(6)	71.787	(4)	143.200	73.565	(6)	73.565
7	CAN	111	KELLOCK Lindsay	FLORATINA	73.176	(3)	73.147	(3)	146.323	73.550	(7)	73.550
8	BRA	107	DOS SANTOS João Paulo	CARTHAGO COMANDO SN	69.029	(10)	69.265	(9)	138.294	72.685	(8)	72.685
9	ARG	103	PROTZEN V. Beatriz	WETTKONIG	70.059	(8)	71.529	(5)	141.588	72.585	(9)	72.585
10	CRC	123	EGERSTRON Christer	BELLO ORIENTE	66.647	(16)	68.676	(10)	135.323	72.365	(10)	72.365
11	BRA	108	DA SILVA Leandro Apareci	DICAPRIO	67.326	(14)	66.298	(16)	133.624	71.420	(11)	71.420
12	BRA	106	MARCARI OLIVA João Victor	BISO das LEZIRIAS	66.618	(17)	65.029	(23)	131.647	70.665	(12)	70.665
13	COL	122	CORCHUELO BERNAL Raul A.	SENORITA 43	68.235	(13)	68.265	(11)	136.500	70.240	(13)	70.240
14	BAR	104	FOSTER Roberta Russell	CHIC CHIC	66.618	(17)	67.059	(14)	133.677	69.115	(14)	69.115
15	MEX	130	DEL VALLE QUIRARTE Martha F.	BEDUINO LAM	67.217	(15)	67.447	(13)	134.664	68.780	(15)	68.780
16	VEN	144	FERRANDO ZILIO Patricia	ZEN	65.971	(20)	66.412	(15)	132.383	66.870	(16)	66.870
17	ECU	126	ESPINOZA NAVARRO Carolina	FINDUS K	65.500	(23)	65.647	(21)	131.147	66.025	(17)	66.025
18	GUA	127	DOMINGUEZ THOMAS Alexandra	ETANGA	68.647	(11)	66.118	(18)	134.765	64.930	(18)	64.930
19	CAN	110	IRVING Jill Elizabeth	DEGAS 12	68.391	(12)	67.851	(12)	136.242			
20	MEX	131	PUJALS CAVALLE Bernadette	CURIOSO XXV	66.500	(19)	66.298	(16)	132.798			
21	CHI	115	YARUR READY Virginia	E RAVA	69.500	(9)	61.265	(30)	130.765			
22	COL	119	APONTE GONZALES Maria A.	DUKE DE NIRO	64.647	(27)	65.971	(19)	130.618			
23	BRA	105	TAVARES de A. Pedro M.	AOLEO	64.826	(25)	65.660	(20)	130.486			
24	COL	120	CARDONA ESPINOSA Santiago	ESPARTACO	65.235	(24)	65.235	(22)	130.470			
25	MEX	133	PALACIOS MORTERA Jesus E.	TINTO	65.529	(22)	64.647	(24)	130.176			
26	ARG	101	MENGANI Fiorella	ASSIRIO D'ATELA	64.441	(28)	63.588	(26)	128.029			
27	CRC	124	MASIS Ronald Mauricio	ZAR AG	63.529	(31)	64.147	(25)	127.676			
28	CHI	114	FERNANDEZ PEREZ Carlos E.	DESTINADO LXVII	64.676	(26)	62.765	(29)	127.441			
29	GUA	128	ARZU ESCOBAR Isabel	MACCHIATO	63.765	(30)	63.235	(27)	127.000			
30	MEX	132	LEIVA GUILLERMO Irvin	PABELLON	63.971	(29)	62.912	(28)	126.883			
31	PER	137	ROJAS HUCKS Kerstin	FEUERTANZER	65.647	(21)	60.941	(31)	126.588			
32	PER	134	V. WEDEMEYER Monika E.	BRIAR'S BOY	62.265	(32)	60.941	(31)	123.206			
33	HON	129	ATALA ZABLAH Karen Marie	D'ESPRIT JOLI	59.324	(35)	59.000	(33)	118.324			
34	URU	139	BRAVO ESPINOZA Agustina	SVR RAFAGA	60.324	(34)	57.882	(34)	118.206			
35	PER	135	CHAMAN OCAMPO Eric E.J.	CATALINA	60.765	(33)	57.353	(35)	118.118			
	ARG	102	ZONE Luis Maria	FABERGE D'ATELA	EL							
	CHI	118	WEBER KUNSTMANN Bárbara	ENTUSIASTA	EL							
	URU	140	BECA BORREGO Jose Ramon	ZAIRE	EL							

SALTO



ESCUELA DE EQUITACIÓN DEL EJÉRCITO **ECUESTRE**
ARMY EQUESTRIAN SCHOOL EQUESTRIAN

MIÉ WED
7 AUG 2019
10:00

SALTO POR EQUIPO
JUMPING TEAM

RONDA 1
ROUND 1





RESULTADOS
RESULTS

Competition Specifications	
Type	Table A, not against the clock
Rounds	Three Qualifiers
Speed	375 metres/minute
Time Allowed	86 seconds
Jump-off	None

Rank	NOC	Horse No.	Rider	Horse	Total Penalties Round 1	Penalties Jump	Penalties Time	Total Penalties Round 2	Team Total Penalties
1	**BRA - BRAZIL**				**3.39**			**4**	**7.39**
		211	MODOLO ZANOTELLI Marlon	SIRENE de LA MOTTE	1.60 #	0	0	0	
		208	MENEZES Eduardo	H5 CHAGANUS	1.07	8	0	8 #	
		207	LAMBRE Rodrigo	CHACCIAMA	1.26	4	0	4	
		210	VENISS Pedro	QUABRI de L'ISLE	1.06	0	0	0	
2	**USA - UNITED STATES**				**2.09**			**8**	**10.09**
		251	GRANATO Alex	CARLCHEN W	0.92	16	0	16 #	
		253	DESLAURIERS Lucy	HESTER	1.32 #	8	0	8	
		254	JOBS Eve	VENUE D'FEES D HAZALLES	1.17	0	0	0	
		250	MADDEN Elizabeth	BREITLING LS	0	0	0	0	
3	**MEX - MEXICO**				**6.97**			**4**	**10.97**
		239	GONZÁLEZ DELGADO Enrique	CHACNA	2.08	0	0	0	
		236	GARZA PÉREZ Eugenio	ARMANI SL Z	5.50 #	4	0	4	
		240	O'FARRIL TOSCANO Lorenza	QUEENS DARLING	4.60	0	0	0	
		237	PASQUEL QUINTANA Patricio	BABEL	0.29	8	0	8 #	
4	**CAN - CANADA**				**6.21**			**16**	**22.21**
		215	CARLSEN Lisa Ann	PARETTE	43.24 #	8	0	8	
		214	BALLARD Erynn Leigh	FELLINI S	3.26	0	0	0	
		213	WALKER Nicole Marilyn	FALCO VAN SPIEVELD	1.38	8	0	8	
		212	DESLAURIERS Mario	AMSTERDAM 27	1.57	16	0	16 #	
5	**VEN - VENEZUELA**				**16.66**			**21**	**37.66**
		255	KAROLYI Angel Guillermo	APRIL MOON	3.56	8	0	8	
		257	ORTIZ Juan	RISSOA DÁG BOIS MARGOT	11.10 #	12	1	13 #	
		258	ARROYO Gustavo	G&C VIRKO MINOTAIS	7.37	8	1	9	
		256	KAROLYI Alejandro	LINCOURT GINO	5.73	4	0	4	
6	**COL - COLOMBIA**				**19.38**			**28**	**47.38**
		222	DÍAZ KRAUS Rodrigo	ALONZO D ETE	9.99	8	0	8	
		225	CARDENAS Fernando	QUINCY CAR	6.48	12	0	12	
		223	GALLEGO Juan Manuel	FEE DES SEQUOIAS Z	2.91	8	0	8	
7	**ARG - ARGENTINA**				**18.19**			**30**	**48.19**
		201	DOPAZO Martin	CALL AGAIN CEVIN	5.39	20	1	21 #	
		204	CREMONA Carlos Estanislao	QUICKSILVER VA	10.08	12	1	13	
		203	LAROCCA Jose Maria	FINN LENTE	2.72	4	0	4	
		202	ALBARRACIN Matias	CANNAVARO 9	10.87 #	12	1	13	
8	**URU - URUGUAY**				**40.40**			**52**	**92.40**
		249	LUZARDO Juan Manuel	STAN	9.25	16	0	16	
		248	CHIRICO FERREIRA Marcelo	QH BALOUDA RC LF	15.68	20	0	20	
		246	GUARINO DE OLIVEIRA Raul	DANDY L V CHEVET	15.98 #	16	0	16	
		247	RODRIGUEZ VANNI Martin	LIBORIUS	15.47	20	2	22 #	

Legend:			
DSQ	Disqualified	**DQB**	Disqualified for unsportsmanlike behaviour
EL	Eliminated	**No.**	Number
NS	Not Started	**RT**	Retired
WD	Withdrawn	**#**	Indicates that points do not count for team total



ESCUELA DE EQUITACIÓN DEL EJÉRCITO ECUESTRE
ARMY EQUESTRIAN SCHOOL EQUESTRIAN

MIÉ WED
7 AUG 2019
10:00

SALTO POR EQUIPO
JUMPING TEAM

RONDA 1
ROUND 1



RESULTADOS
RESULTS

Competition Specifications	
Type	Table A, not against the clock
Rounds	Three Qualifiers
Speed	375 metres/minute
Time Allowed	86 seconds
Jump-off	None

Rank	NOC	Horse No.	Rider	Horse	Total Penalties Round 1	Penalties Jump	Penalties Time	Total Penalties Round 2	Team Total Penalties
9	**DOM - DOMINICAN REPUBLIC**				**40.03**			**56**	**96.03**
		226	BRUGAL GASSO Maria Gabriela	DIABLO VII	11.07	12	0	12	
		227	DE LA TORRE RAMIREZ Maria J.	ELEXO	23.24	32	3	35	
		228	FLORENTINO ROCA Hector	CARNAVAL	5.72	8	1	9	
	CHI - CHILE				**28.49**			**4**	**EL**
		217	CARRASCO Rodrigo	ACAPULCO FZ	15.26	EL		#	
		218	MONTESINOS Ignacio	CORNETBOY	5.33	0	0	0	
		219	NAVEILLÁN Bernardo	Daisy Grand Moustier	7.90	4	0	4	
		221	IMSCHENETZKY Nicolás	VALENTINO MASSUERE	43.24 #	EL		#	
	GUA - GUATEMALA				**40.43**			**28**	**EL**
		234	PIVARAL AYCINENA Juan Pablo	ZIPPO CG	19.13 #	EL		#	
		231	RODRIGUEZ SILVA Wylder	D'ARTAGNAN	18.20	EL		#	
		233	SAENZ MOREL Juan Diego	FERDINAND	14.33	24	0	24	
		235	RODRIGUEZ SILVA Juan Andres	MAGNOLIA MYSTIC ROSE	7.90	4	0	4	
	PER - PERU				**84.99**			**47**	**EL**
		243	DUPRAT BERTAZZI Julian	CROCKY VAN OVERIS	21.24	RT		#	
		242	VALDEZ PRADO Alonso	CHICHESTER 3	43.24	16	0	16	
		244	BEN LAMINE DIAZ Noe Youssef	DIMODO	20.51	28	3	31	



ESGRIMA

Delegación de Esgrima

Nombre	Función
Rossy Milagros Félix Lara	Atleta
Melody Rochell Martínez De los Santos	Atleta
Heyddys Estibalys Ysabel Valentín	Atleta
Violeta Doralys Ramírez Peguero	Atleta
Luís Bernardo Ciprián Saro	Delegado
Alberto Agustín García Cárdenas	Entrenador
Carlos Manuel Vega Ramírez	Entrenador

Espada Femenina Individual



CENTRO DE CONVENCIONES DE LIMA
LIMA CONVENTIONS CENTER

10:00

ESGRIMA
FENCING

ESPADA FEMENINA INDIVIDUAL
WOMEN'S ÉPÉE INDIVIDUAL

RONDA DE POULES
ROUND OF POOLS



RESULTADOS (FASE DE POULES)
RESULTS

Rk	FIE License	Name	NOC Code	M#	V#	Ind.	TG	TR	Diff.	Remarks
1	10061993006	DI TELLA Clara Isabel Maria De Las	ARG	5	5	1.000	23	16	7	Qualified
2	15071993001	HOLMES Katharine	USA	5	4	0.800	22	9	13	Qualified
3	01121985000	MOELLHAUSEN Nathalie Marie	BRA	5	4	0.800	23	15	8	Qualified
4	13081991000	DOIG CALDERON Maria Luisa	PER	5	4	0.800	22	18	4	Qualified
5	15121997000	NIXON Catherine	USA	5	3	0.600	22	16	6	Qualified
6	28071993000	HOPPE MONTANARO Malinka Eleonore	CAN	5	3	0.600	20	15	5	Qualified
7	18051978000	RODRÍGUEZ QUESADA Yamirka	CUB	5	3	0.600	18	13	5	Qualified
8	12051999002	MEDINA LOPEZ Elizabeth	MEX	5	3	0.600	21	18	3	Qualified
(9) 8	19101996004	TEJEDA RIVERON Sheila Liliana	MEX	5	3	0.600	21	18	3	Qualified
10	30051994000	MACKINNON Leonora Emily Anne	CAN	5	3	0.600	16	16	0	Qualified
11	16111989001	MENDOZA VENZANT Seily	CUB	5	2	0.400	20	21	-1	Qualified
12	29031994000	PIOVESAN SILVA Patrizia	VEN	5	2	0.400	18	19	-1	Qualified
13	19041996005	MENDEZ BELLO Josefina Maria	ARG	5	2	0.400	17	22	-5	Qualified
14	02061994000	BUENO NETTO SIMEÃO RODRIG Amanda	BRA	5	1	0.200	14	19	-5	Qualified
15	03011983004	MARTINEZ GASCON Maria Gabriela	VEN	5	1	0.200	16	23	-7	Eliminated
16	15051998000	ROLDAN BOCANGEL Cynthia Pia	PER	5	1	0.200	14	21	-7	Eliminated
17	13061986000	RAMIREZ PEGUERO Violeta Doralys	DOM	5	1	0.200	10	23	-13	Eliminated
18	25032002000	DYNER Karina	CRC	5	0	0.000	10	25	-15	Eliminated

Legend:

M#	Number of matches	**V#**	Number of victories	**Ind.**	Calculated index (V#/M#)	**Rk.**	Rank in phase	**TG**	Given touches
TR	Received touches	**Diff.**	Difference (TG-TR)	**EXC**	Exclusion	**DNS**	Did Not Start	**DNF**	Did Not Finish
V	Victory	**D**	Defeat	**T**	Toss				

CENTRO DE CONVENCIONES DE LIMA
LIMA CONVENTIONS CENTER

ESGRIMA
FENCING

ESPADA FEMENINA INDIVIDUAL
WOMEN'S ÉPÉE INDIVIDUAL

CUADRO DE RESULTADOS (Individual)
RESULTS BRACKET

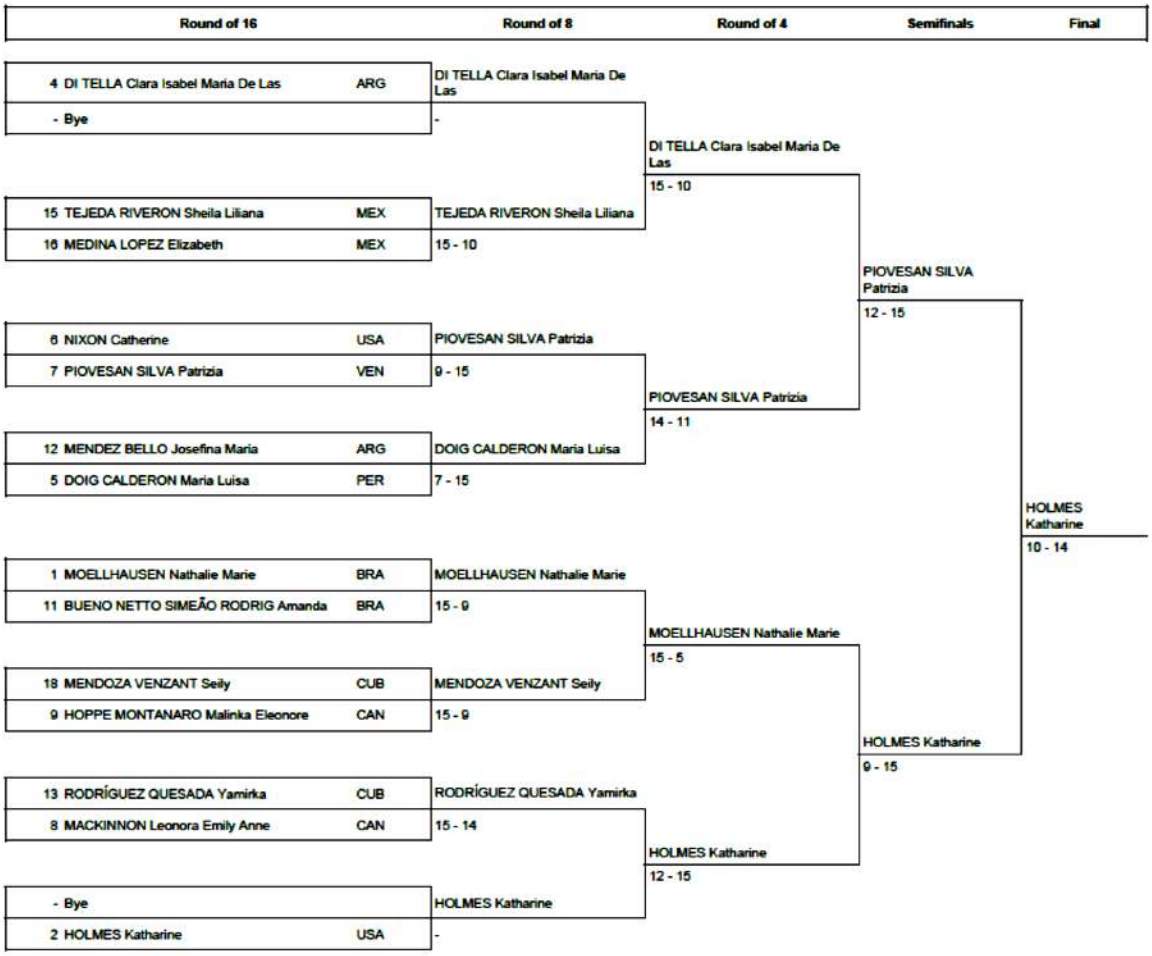



CENTRO DE CONVENCIONES DE LIMA
LIMA CONVENTIONS CENTER

ESGRIMA
FENCING

ESPADA FEMENINA INDIVIDUAL
WOMEN'S ÉPÉE INDIVIDUAL





POSICIONES FINALES A fecha 7 AUG 2019
FINAL STANDINGS

Rank	Name	NOC	Medal
1	HOLMES Katharine	USA - United States	Gold
2	PIOVESAN SILVA Patrizia	VEN - Venezuela	Silver
3	DI TELLA Clara Isabel Maria De Las	ARG - Argentina	Bronze
3	MOELLHAUSEN Nathalie Marie	BRA - Brazil	Bronze
5	DOIG CALDERON Maria Luisa	PER - Peru	
6	RODRÍGUEZ QUESADA Yamirka	CUB - Cuba	
7	TEJEDA RIVERON Sheila Liliana	MEX - Mexico	
8	MENDOZA VENZANT Seily	CUB - Cuba	
9	NIXON Catherine	USA - United States	
10	HOPPE MONTANARO Malinka Eleonore	CAN - Canada	
11	MEDINA LOPEZ Elizabeth	MEX - Mexico	
12	MACKINNON Leonora Emily Anne	CAN - Canada	
13	MENDEZ BELLO Josefina Maria	ARG - Argentina	
14	BUENO NETTO SIMEÃO RODRIG Amanda	BRA - Brazil	
15	MARTINEZ GASCON Maria Gabriela	VEN - Venezuela	
16	ROLDAN BOCANGEL Cynthia Pia	PER - Peru	
17	RAMIREZ PEGUERO Violeta Doralys	DOM - Dominican Rep.	
18	DYNER Karina	CRC - Costa Rica	

Sable Femenino Individual



CENTRO DE CONVENCIONES DE LIMA
LIMA CONVENTIONS CENTER

11:30

ESGRIMA
FENCING

SABLE FEMENINO INDIVIDUAL
WOMEN'S SABRE INDIVIDUAL

RONDA DE POULES
ROUND OF POOLS



RESULTADOS (FASE DE POULES)
RESULTS

Rk	FIE License	Name	NOC Code	M#	V#	Ind.	TG	TR	Diff.	Remarks
1	07071980001	BENITEZ ROMERO Alejandra Jhonay De Jesus	VEN	5	5	1.000	25	11	14	Qualified
2	31121990000	STONE Anne-Elizabeth	USA	5	5	1.000	25	13	12	Qualified
3	29101994000	PAGE Gabriella Charlotte	CAN	5	4	0.800	23	12	11	Qualified
4	12071985000	PEREZ MAURICE Maria Belen	ARG	5	4	0.800	23	13	10	Qualified
5	25091991008	YSABEL VALENTIN Heyddys Estibalys	DOM	5	4	0.800	22	15	7	Qualified
6	05081986002	GRENCH Eileen Marie	PAN	5	3	0.600	21	14	7	Qualified
7	08062002000	BOTELLO CERVANTES Natalia	MEX	5	3	0.600	16	16	0	Qualified
8	29061994000	RODRIGUEZ RAMIREZ Shia	VEN	5	3	0.600	17	20	-3	Qualified
9	19051987009	BLANCO Maria	COL	5	2	0.400	19	18	1	Qualified
10	29051988001	PERRONI Maria Alicia	ARG	5	2	0.400	17	18	-1	Qualified
11	29031996003	INFANTE GALVAN Vanesa Maria	MEX	5	2	0.400	16	17	-1	Qualified
12	26061993001	TABLADA PIMIENTA Aymara	CUB	5	2	0.400	17	19	-2	Qualified
13	14062000000	FOX-GITOMER Chloe	USA	5	2	0.400	14	16	-2	Qualified
14	1051987005	PONICH Marissa Jayne	CAN	5	2	0.400	12	19	-7	Qualified
15	18091989003	FELIX LARA Rossy Milagros	DOM	5	1	0.200	16	21	-5	Eliminated
16	20082001001	MORALES LINARES Jessica Yolima	COL	5	1	0.200	15	21	-6	Eliminated
17	28012000000	LUCHO MONTALDO Raisza Ivanna	PER	5	0	0.000	9	25	-16	Eliminated
18	06061996010	AGUILAR DEBREQUE Hillary	PER	5	0	0.000	6	25	-19	Eliminated

Legend:

M#	Number of matches	**V#**	Number of victories	**Ind.**	Calculated index (V#/M#)	**Rk.**	Rank in phase	**TG**	Given touches
TR	Received touches	**Diff.**	Difference (TG-TR)	**EXC**	Exclusion	**DNS**	Did Not Start	**DNF**	Did Not Finish
V	Victory	**D**	Defeat	**T**	Toss				

CUADRO DE RESULTADOS (Individual)

RESULTS BRACKET

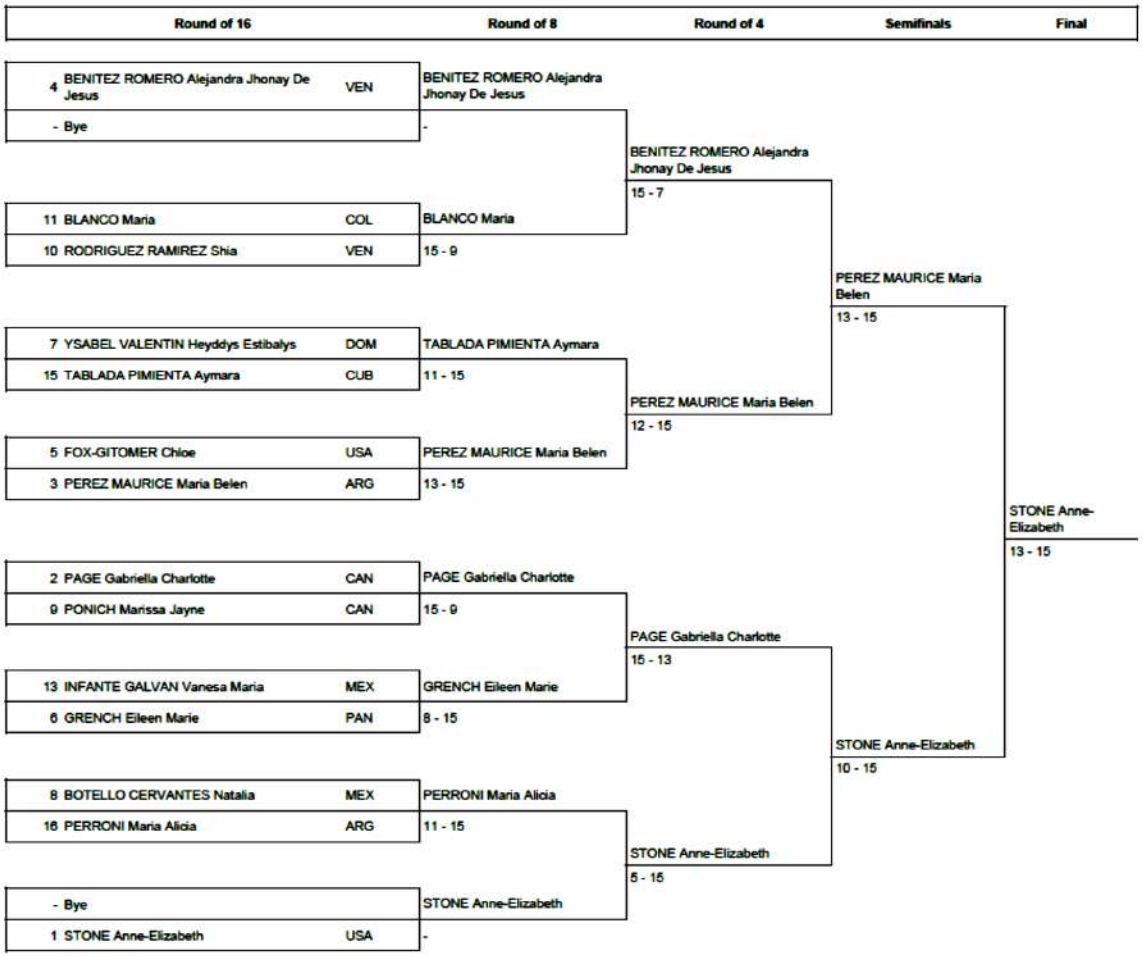



CENTRO DE CONVENCIONES DE LIMA
LIMA CONVENTIONS CENTER

ESGRIMA
FENCING

SABLE FEMENINO INDIVIDUAL
WOMEN'S SABRE INDIVIDUAL



POSICIONES FINALES A fecha 6 AUG 2019
FINAL STANDINGS

Rank	Name	NOC	Medal
1	STONE Anne-Elizabeth	USA - United States	Gold
2	PEREZ MAURICE Maria Belen	ARG - Argentina	Silver
3	BENITEZ ROMERO Alejandra Jhonay De Jesus	VEN - Venezuela	Bronze
3	PAGE Gabriella Charlotte	CAN - Canada	Bronze
5	GRENCH Eileen Marie	PAN - Panama	
6	BLANCO Maria	COL - Colombia	
7	PERRONI Maria Alicia	ARG - Argentina	
8	TABLADA PIMIENTA Aymara	CUB - Cuba	
9	YSABEL VALENTIN Heyddys Estibalys	DOM - Dominican Rep.	
10	BOTELLO CERVANTES Natalia	MEX - Mexico	
11	RODRIGUEZ RAMIREZ Shia	VEN - Venezuela	
12	INFANTE GALVAN Vanesa Maria	MEX - Mexico	
13	FOX-GITOMER Chloe	USA - United States	
14	PONICH Marissa Jayne	CAN - Canada	
15	FELIX LARA Rossy Milagros	DOM - Dominican Rep.	
16	MORALES LINARES Jessica Yolima	COL - Colombia	
17	LUCHO MONTALDO Raisza Ivanna	PER - Peru	
18	AGUILAR DEBREQUE Hillary	PER - Peru	

Sable femenino Equipo

CENTRO DE CONVENCIONES DE LIMA
LIMA CONVENTIONS CENTER

ESGRIMA
FENCING

SABLE FEMENINO EQUIPOS
WOMEN'S SABRE TEAM

SEMILLA DEL TORNEO (Equipos) A fecha 8 AUG 2019
TOURNAMENT SEEDING TEAM

Tournament Seeding	FIE Rank	NOC	Name	Substitute
1	5	USA - United States	STONE Anne-Elizabeth AKSAMIT Monica FOX-GITOMER Chloe	
2	13	CAN - Canada	PAGE Gabriella Charlotte PONICH Marissa Jayne HARVEY Eleanor Grace BRIND'AMOUR Pamela	
3	16	VEN - Venezuela	Velasquez Jornellys RODRIGUEZ RAMIREZ Shia BENITEZ ROMERO Alejandra Jhonay De Jesus	
4	21	COL - Colombia	BLANCO Maria GONZALEZ CASTELLANOS Linda Ibeth MORALES LINARES Jessica Yolima	
5	23	MEX - Mexico	TOLEDO AMES Julieta Isabel BOTELLO CERVANTES Natalia INFANTE GALVAN Vanesa Maria	
6	32	DOM - Dominican Republic	YSABEL VALENTIN Heyddys Estibalys RAMIREZ PEGUERO Violeta Doralys FELIX LARA Rossy Milagros MARTINEZ DE LOS SANTOS Melody Rochell	
7	38	ARG - Argentina	GARCIA Florencia PERRONI Maria Alicia PEREZ MAURICE Maria Belen	
8	40	PER - Peru	AGUILAR DEBREQUE Hillary LUCHO MONTALDO Raisza Ivanna LU CORDERO Kate Ann	

CENTRO DE CONVENCIONES DE LIMA
LIMA CONVENTIONS CENTER

ESGRIMA
FENCING

SABLE FEMENINO EQUIPOS
WOMEN'S SABRE TEAM

CUADRO DE RESULTADOS (Equipos)
RESULTS BRACKET TEAM

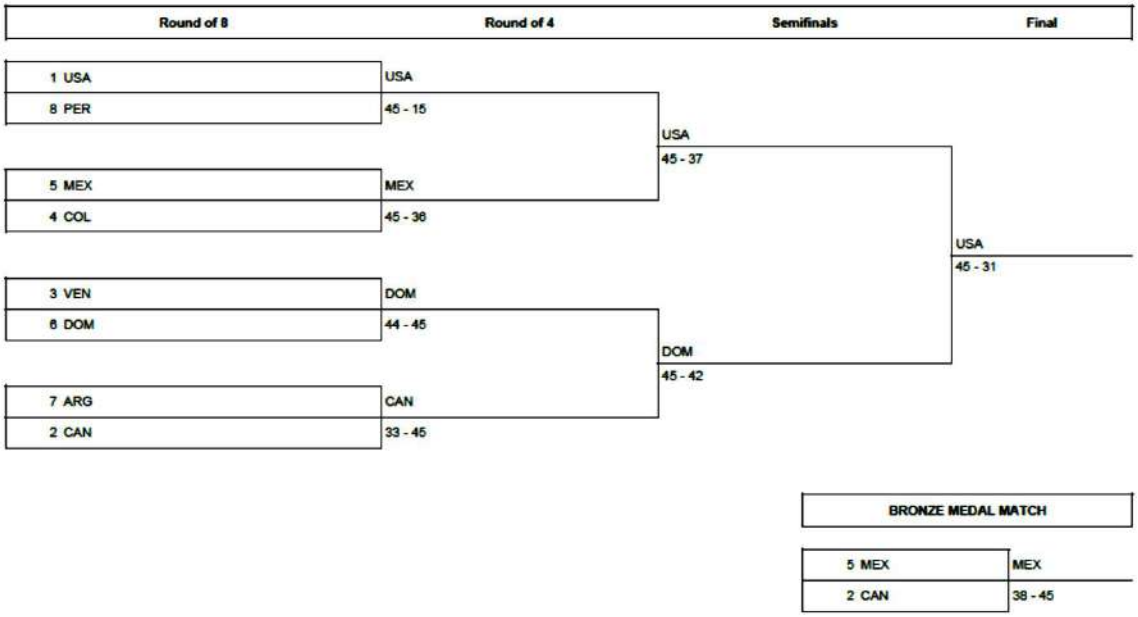

CENTRO DE CONVENCIONES DE LIMA
LIMA CONVENTIONS CENTER

ESGRIMA
FENCING

SABLE FEMENINO EQUIPOS
WOMEN'S SABRE TEAM

POSICIONES FINALES A fecha 9 AUG 2019
FINAL STANDINGS

Rank	NOC	Medal
1	USA - United States	Gold
2	DOM - Dominican Rep.	Silver
3	CAN - Canada	Bronze
4	MEX - Mexico	
5	VEN - Venezuela	
6	COL - Colombia	
7	ARG - Argentina	
8	PER - Peru	

Equipo de Esgrima de la República Dominicana





ESQUÍ ACUÁTICO

Delegación de Esquí acuático

Nombre	Función
Robert Pigozzi Perdomo	Atleta
Francesca Pigozzi Perdomo	Atleta
Niurkys Esther Perdomo Vittini	Delegado/Entrenador

Slalom Masculino

LAGUNA BUJAMA
LAGUNA BUJAMA

SÁB SAT
27 JUL 2019
12:12

ESQUÍ ACUÁTICO
WATERSKI

SLALOM MASCULINO
MEN'S SLALOM

RONDA PRELIMINAR - RONDA 1
PRELIMINARY ROUND - HEAT 1

LISTA DE INICIO As of 27 JUL 2019
START LIST

Start Order	Bib Number	Name	NOC
1		LAMADRID Alvaro	MEX
2		LLEWELLYN Dorien	CAN
3		CORREA Santiago	COL
4		LAMADRID Carlos	MEX
5		MIRANDA Felipe C.	CHI
6		GARCIA Taylor	USA
7		NEVEU Stephen	CAN
8		PIGOZZI PERDOMO Robert	DOM

LAGUNA BUJAMA
LAGUNA BUJAMA

SÁB SAT
27 JUL 2019
12:12

ESQUÍ ACUÁTICO
WATERSKI

SLALOM MASCULINO
MEN'S SLALOM

RONDA PRELIMINAR - RONDA 1
PRELIMINARY ROUND - HEAT 1

RESULTADOS As of 27 JUL 2019
RESULTS

Rk	Bib Number	Name	NOC	Round 1	Preliminary Round	Run Off	
1		PIGOZZI PERDOMO Robert	DOM	2.50/58/10.25	**2.50/58/10.25**		Q
2		NEVEU Stephen	CAN	2.00/58/10.25	**2.00/58/10.25**		Q
3		GARCIA Taylor	USA	3.50/58/10.75	**3.50/58/10.75**		Q
4		MIRANDA Felipe C.	CHI	3.00/58/10.75	**3.00/58/10.75**		Q
5		LAMADRID Alvaro	MEX	2.50/58/10.75	**2.50/58/10.75**		Q
6		LAMADRID Carlos	MEX	2.00/58/10.75	**2.00/58/10.75**		Q
7		LLEWELLYN Dorien	CAN	1.00/58/10.75	**1.00/58/10.75**	1.00	Q
8		CORREA Santiago	COL	2.50/58/11.25	**2.50/58/11.25**		Q

LAGUNA BUJAMA
LAGUNA BUJAMA

LUN MON
29 JUL 2019
10:45

ESQUÍ ACUÁTICO
WATERSKI

SLALOM MASCULINO
MEN'S SLALOM

FINALES
FINAL

RESULTADOS As of 29 JUL 2019
RESULTS

Rk	Bib Number	Name	NOC	Round 1	Preliminary Round	Final
1		PIGOZZI PERDOMO Robert	DOM	2.50/58/10.25	2.50/58/10.25	**2.50/58/10.25**
2		NEVEU Stephen	CAN	2.00/58/10.25	2.00/58/10.25	**2.00/58/10.25**
3		LAMADRID Carlos	MEX	4.00/58/10.75	2.00/58/10.75	**4.00/58/10.75**
4		JARAMILLO Federico	COL	3.50/58/10.75	3.00/58/10.75	**3.50/58/10.75**
5		GARCIA Taylor	USA	3.00/58/10.75	3.50/58/10.75	**3.00/58/10.75**
5		LLEWELLYN Dorien	CAN	3.00/58/10.75	1.00/58/10.75	**3.00/58/10.75**
7		MIRANDA Felipe C.	CHI	0.00/58/10.75	3.00/58/10.75	**0.00/58/10.75**
8		LAMADRID Alvaro	MEX	4.50/58/11.25	2.50/58/10.75	**4.50/58/11.25**

LAGUNA BUJAMA
LAGUNA BUJAMA

LUN MON
29 JUL 2019

ESQUÍ ACUÁTICO
WATERSKI

SLALOM MASCULINO
MEN'S SLALOM

MEDALLISTAS
MEDALLISTS

Medal	Name	NOC
GOLD	PIGOZZI PERDOMO Robert	DOM - Dominican Republic
SILVER	NEVEU Stephen	CAN - Canada
BRONZE	LAMADRID Carlos	MEX - Mexico

Slalom Femenino



LAGUNA BUJAMA
LAGUNA BUJAMA

SÁB SAT
27 JUL 2019
10:00

ESQUÍ ACUÁTICO
WATERSKI

SLALOM FEMENINO
WOMEN'S SLALOM

RONDA PRELIMINAR - RONDA 2
PRELIMINARY ROUND - HEAT 2





LISTA DE INICIO As of 26 JUL 2019
START LIST

Start Order	Bib Number	Name	NOC
1		SERRANO AGUIAR Tamires	BRA
2		PIGOZZI Francesca	DOM
3		VERSWYVEL Daniela	COL
4		CHAPOY Sandra Carolina	MEX
5		MOCIULSKY Violeta	ARG
6		GIORDANO Paloma Camil	ARG
7		LANG Erika	USA



LAGUNA BUJAMA
LAGUNA BUJAMA

SÁB SAT
27 JUL 2019
10:00

ESQUÍ ACUÁTICO
WATERSKI

SLALOM FEMENINO
WOMEN'S SLALOM

RONDA PRELIMINAR - RONDA 2
PRELIMINARY ROUND - HEAT 2





RESULTADOS As of 27 JUL 2019
RESULTS

Rk	Bib Number	Name	NOC	Round 1	Preliminary Round	
1		LANG Erika	USA	5.00/55/12.00	**5.00/55/12.00**	Q
2		CHAPOY Sandra Carolina	MEX	2.00/55/12.00	**2.00/55/12.00**	
2		MOCIULSKY Violeta	ARG	2.00/55/12.00	**2.00/55/12.00**	
4		GIORDANO Paloma Camil	ARG	0.50/55/12.00	**0.50/55/12.00**	
5		VERSWYVEL Daniela	COL	1.00/55/13.00	**1.00/55/13.00**	
6		PIGOZZI Francesca	DOM	5.00/55/18.25	**5.00/55/18.25**	
7		SERRANO AGUIAR Tamires	BRA	4.50/55/18.25	**4.50/55/18.25**	

Salto Femenino

LAGUNA BUJAMA
LAGUNA BUJAMA

DOM SUN
28 JUL 2019
13:30

ESQUÍ ACUÁTICO
WATERSKI

SALTO FEMENINO
WOMEN'S JUMP

RONDA PRELIMINAR
PRELIMINARY ROUND

LISTA DE INICIO As of 27 JUL 2019
START LIST

Start Order	Bib Number	Name	NOC
1		PIGOZZI Francesca	DOM
2		VERSWYVEL Daniela	COL
3		JARAMILLO Luisa	COL
4		MOCIULSKY Violeta	ARG
5		DE OSMA Maria A.	PER
6		CHAPOY Sandra Carolina	MEX
7		RINI Paige Louise	CAN
8		MCCLINTOCK RINI Whitney	CAN
9		GONZÁLEZ Valentina A.	CHI
10		JAQUESS Regina	USA

LAGUNA BUJAMA
LAGUNA BUJAMA

DOM SUN
28 JUL 2019
13:30

ESQUÍ ACUÁTICO
WATERSKI

SALTO FEMENINO
WOMEN'S JUMP

RONDA PRELIMINAR
PRELIMINARY ROUND

RESULTADOS As of 28 JUL 2019
RESULTS

Rk	Bib Number	Name	NOC	Jump 1	Jump 2	Jump 3	Preliminary Round	
1		JAQUESS Regina	USA	159	173	170	173	Q
2		GONZÁLEZ Valentina A.	CHI	146	159	159	159	Q
2		MCCLINTOCK RINI Whitney	CAN	156	135	159	159	Q
4		RINI Paige Louise	CAN	128	139	146	146	Q
5		CHAPOY Sandra Carolina	MEX	135	137	145	145	Q
6		DE OSMA Maria A.	PER	136	138	144	144	Q
7		MOCIULSKY Violeta	ARG	0	0	92	92	
8		JARAMILLO Luisa	COL	86	87	86	87	
9		VERSWYVEL Daniela	COL	62	69	75	75	
10		PIGOZZI Francesca	DOM	42	0	48	48	

Overall Femenino



LAGUNA BUJAMA
LAGUNA BUJAMA

DOM SUN
28 JUL 2019
16:10

ESQUÍ ACUÁTICO
WATERSKI

OVERALL FEMENINO
WOMEN'S OVERALL

RONDA PRELIMINAR
PRELIMINARY ROUND



RESULTADOS TOTALES As of 28 JUL 2019

OVERALL RESULTS

Rk	Name	NOC	Slalom	Ov. Slalom	Trick	Ov. Trick	Jump	Ov. Jump	Overall	
1	JAQUESS Regina	USA	1.00/55/10.25	1000.00	8340	902.60	173	1000.00	**2902.60**	Q
2	MCCLINTOCK RINI Whitney	CAN	0.50/55/10.25	990.91	8760	948.05	159	882.02	**2820.98**	Q
3	RINI Paige Louise	CAN	0.50/55/10.75	881.82	8920	965.37	146	772.47	**2619.66**	Q
4	GONZÁLEZ Valentina A.	CHI	4.00/55/12.00	727.27	6280	679.65	159	887.64	**2294.57**	Q
5	DE OSMA Maria A.	PER	2.00/55/11.25	800.00	6050	654.76	144	752.81	**2207.57**	Q
6	CHAPOY Sandra Carolina	MEX	2.00/55/12.00	690.91	5290	572.51	145	761.24	**2024.66**	Q
7	JARAMILLO Luisa	COL	4.00/55/11.25	836.36	5540	599.57	87	269.66	**1705.59**	
8	MOCIULSKY Violeta	ARG	2.00/55/12.00	690.91	3130	338.74	92	308.99	**1338.64**	
9	VERSWYVEL Daniela	COL	1.00/55/13.00	563.64	5460	590.91	75	162.92	**1317.47**	
10	PIGOZZI Francesca	DOM	5.00/55/18.25	90.91		19.48	0	0.00	**90.91**	

Equipo de Esquí Acuático de la República Dominicana





FISICULTURISMO

COLISEO MARISCAL CÁCERES
MARISCAL CÁCERES COLISEUM

SÁB SAT
10 AUG 2019
16:15

FISICOCULTURIMO
BODYBUILDING

FISICOCULTURISMO CLASICO
CLASSIC BODYBUILDING

PRE-JUDGING
PRE-JUDGING

LISTA DE SALIDA As of 10 AUG 2019

START LIST

Order	Tag No.	Name	NOC	Date of Birth
1	17	MATUS BARNERT Pablo Ignacio	CHI - Chile	19 FEB 1991
2	18	SUÁREZ BENHUMEA Carlos Alberto	MEX - Mexico	26 AUG 1983
3	19	RONQUILLO CARPIO Angelo Estuardo	ECU - Ecuador	25 APR 1990
4	20	ALFORD Godfrey Moses	BIZ - Belize	1 DEC 1989
5	21	MEDRANO FIGUEROA Ayrton Brian	BOL - Bolivia	29 DEC 1994
6	22	CORTES Evaristo	CRC - Costa Rica	20 OCT 1972
7	23	GARCIA RODRIGUEZ Jose Geovanny	HON - Honduras	13 OCT 1978
8	24	LINAREZ VILLALOBOS Villali	VEN - Venezuela	3 MAY 1982
9	25	RODRIGUEZ GONZALEZ William Yuri	ESA - El Salvador	28 OCT 1983
10	26	MARTINEZ CATALAN Jonathan Estuar	GUA - Guatemala	23 SEP 1990
11	27	SANTOS NASCIMENTO Juscelino	BRA - Brazil	27 NOV 1972
12	28	CALLEJAS Jorge	NCA - Nicaragua	8 JUL 1985
13	29	GIRALDO BARRAGAN Carlos Alberto	COL - Colombia	18 NOV 1986
14	30	GOMEZ VENTURA Michael Alejand	DOM - Dominican Republic	23 NOV 1991
15	31	CHUCARRO SILVEIRA Rodrigo	URU - Uruguay	4 AUG 1993
16	32	RODRÍGUEZ MELGAREJO Francisco J.	PER - Peru	2 MAR 1978



GIMNASIA ARTÍSTICA

Delegación de Gimnasia Artística

Nombre	Funcion
Yamilet Peña Abreu	Atleta
Audrys Nín Reyes	Atleta
Alondra Michelle Echavarría	Atleta
Fernando Whyte	Delegado
Yoandri Tamayo Guillot	Entrenador
Ramon Amaury Holguín	Entrenador

POLIDEPORTIVO VILLA EL SALVADOR
VILLA EL SALVADOR SPORT CENTER

MIÉ WED
31 JUL 2019
13:00

GIMNASIA ARTÍSTICA
ARTISTIC GYMNASTICS

SALTO MASCULINO
MEN'S VAULT

FINAL
FINAL

RESULTADOS
RESULTS



Rank	Bib	Name	NOC Code	Vault	D Score	E Score	Pen.	Vault Score	Total	Qualification Rank	Start Order
1	101	NIN Audrys	DOM	1	5.200	9.066		14.266	14.416	2	6
				2	5.600	8.966		14.566			
2	104	VEGA Jorge Alfredo	GUA	1	5.600	8.933	-0.1	14.433	14.383	1	7
				2	5.200	9.133		14.333			
3	96	DE LA CRUZ Alejandro	CUB	1	5.200	9.200		14.400	14.183	7	4
				2	4.800	9.166		13.966			
4	108	DE LUNA Fabian	MEX	1	5.200	9.166		14.366	14.183	5	3
				2	5.200	8.800		14.000			
5	117	LOPEZ Jose Antonio	PUR	1	5.200	9.200		14.400	14.133	4	5
				2	5.200	8.666		13.866			
6	93	TORO Jose David	COL	1	5.200	9.033		14.233	14.033	6	2
				2	4.800	9.033		13.833			
7	79	PORTO Luis Guilherme	BRA	1	5.200	8.500	-0.3	13.400	13.650	3	1
				2	4.800	9.100		13.900			
8	98	LERÚ Randy José	CUB	1	5.200	7.900		13.100	13.083	8	8
				2	5.200	7.866		13.066			

POLIDEPORTIVO VILLA EL SALVADOR
VILLA EL SALVADOR SPORT CENTER

MIÉ WED
31 JUL 2019
13:00

GIMNASIA ARTÍSTICA
ARTISTIC GYMNASTICS

SALTO MASCULINO
MEN'S VAULT

MEDALLISTAS
MEDALLISTS

Medal	Name	NOC
GOLD	NIN Audrys	DOM - Dominican Republic
SILVER	VEGA Jorge Alfredo	GUA - Guatemala
BRONZE	DE LA CRUZ Alejandro	CUB - Cuba



GIMNASIA TRAMPOLÍN

Delegación de Gimnasia Trampolín

Nombre	Función
Maryann Gómez Valdez	Atleta
Junior Antonio Mateo	Atleta
José Gabriel Valerio	Entrenador

Individual Masculino



POLIDEPORTIVO VILLA EL SALVADOR
VILLA EL SALVADOR SPORT CENTER

DOM SUN
4 AUG 2019
11:09

GIMNASIA DE TRAMPOLÍN
TRAMPOLINE GYMNASTICS

INDIVIDUAL MASCULINO
MEN'S INDIVIDUAL

CLASIFICACIÓN
QUALIFICATION



LISTA DE SALIDA
START LIST

Start Order	Competitor Number	Name	NOC Code
1	9	RODRIGUEZ Victor	MEX
2	3	BURNETT Jason	CAN
3	7	MATEO Junior	DOM
4	12	PADILLA Ruben	USA
5	1	ADORNO Lucas	ARG
6	5	HERNANDEZ Angel	COL
7	2	DUTRA Rayan	BRA
8	6	RODRÍGUEZ Alexander	CUB
9	10	VALENCIA Miguel	PER
10	8	LORIA Luis	MEX
11	4	CHARTIER Jérémy	CAN
12	11	GLUCKSTEIN Jeffrey	USA



POLIDEPORTIVO VILLA EL SALVADOR
VILLA EL SALVADOR SPORT CENTER

DOM SUN
4 AUG 2019
11:09

GIMNASIA DE TRAMPOLÍN
TRAMPOLINE GYMNASTICS

INDIVIDUAL MASCULINO
MEN'S INDIVIDUAL

CLASIFICACIÓN
QUALIFICATION





RESULTADOS
RESULTS

Rank	Name	NOC Code	Routine	D Score	E Score	H Score	T Score	Pen	-- Routine -- Total	Rank	Total
1	GLUCKSTEIN Jeffrey	USA	1st	5.200	18.000	9.400	16.715		49.315	(2)	105.920 Q
			2nd	15.600	15.400	9.500	16.105		56.605	(1)	
2	PADILLA Ruben	USA	1st	6.200	17.500	9.500	16.110		49.310	(3)	105.675 Q
			2nd	15.800	15.500	9.400	15.665		56.365	(3)	
3	HERNANDEZ Angel	COL	1st	5.000	16.700	9.800	17.000		48.500	(6)	103.735 Q
			2nd	11.400	17.000	9.800	17.035		55.235	(5)	
4	DUTRA Rayan	BRA	1st	5.400	17.900	9.500	16.485		49.285	(4)	103.440 Q
			2nd	13.000	16.100	9.200	15.855		54.155	(6)	
5	ADORNO Lucas	ARG	1st	5.400	17.400	9.600	16.440		48.840	(5)	102.445 Q
			2nd	10.000	17.800	9.400	16.405		53.605	(7)	
6	CHARTIER Jérémy	CAN	1st	3.400	15.800	8.000	15.615		42.815	(11)	98.100 Q
			2nd	13.600	15.900	9.200	16.585		55.285	(4)	
7	LORIA Luis	MEX	1st	5.800	17.900	9.800	16.325		49.825	(1)	94.195 Q
			2nd	11.900	12.600	7.300	12.570		44.370	(9)	
8	MATEO Junior	DOM	1st	4.700	15.000	9.300	15.680		44.680	(9)	91.815 Q
			2nd	10.900	12.200	9.100	14.935		47.135	(8)	
9	RODRIGUEZ Victor	MEX	1st	5.600	16.300	8.900	16.605		47.405	(7)	87.525 R1
			2nd	11.500	10.000	6.900	11.720		40.120	(10)	
10	BURNETT Jason	CAN	1st	0.000	11.700	5.200	10.395		27.295	(12)	83.770 R2
			2nd	15.000	15.700	9.900	15.875		56.475	(2)	
11	VALENCIA Miguel	PER	1st	3.100	16.200	9.000	15.455		43.755	(10)	68.910
			2nd	4.500	8.000	5.000	7.655		25.155	(11)	
12	RODRÍGUEZ Alexander	CUB	1st	5.200	15.700	8.900	16.165		45.965	(8)	62.295
			2nd	5.500	3.600	2.400	4.830		16.330	(12)	

Legend:					
1st	1st routine	2nd	2nd routine	D	Difficulty
E	Execution	H	Horizontal displacement	Pen	Penalty
Q	Qualified for final	Rx	Reserve	T	Time of flight



POLIDEPORTIVO VILLA EL SALVADOR
VILLA EL SALVADOR SPORT CENTER

LUN MON
5 AUG 2019
17:00

GIMNASIA DE TRAMPOLÍN
TRAMPOLINE GYMNASTICS

INDIVIDUAL MASCULINO
MEN'S INDIVIDUAL

FINALES
FINAL





RESULTADOS
RESULTS

Rank	Name	NOC Code	D Score	E Score	H Score	T Score	Pen	Total
1	CHARTIER Jérémy	CAN	15.600	15.800	9.700	16.340		57.440
2	GLUCKSTEIN Jeffrey	USA	15.800	16.000	9.400	16.090		57.290
3	PADILLA Ruben	USA	16.200	15.500	9.800	15.660		57.160
4	HERNANDEZ Angel	COL	16.200	15.300	9.600	16.025		57.125
5	DUTRA Rayan	BRA	15.200	15.300	8.800	15.915		55.215
6	LORIA Luis	MEX	16.000	13.000	9.100	14.970		53.070
7	MATEO Junior	DOM	13.400	12.100	9.100	15.020	-0.400	49.220
8	ADORNO Lucas	ARG	2.000	1.600	1.000	1.785		6.385

Legend:					
D	Difficulty	E	Execution	H	Horizontal displacement
Pen	Penalty	T	Time of flight		

Individual femenino

POLIDEPORTIVO VILLA EL SALVADOR
VILLA EL SALVADOR SPORT CENTER

DOM SUN
4 AUG 2019
12:39

GIMNASIA DE TRAMPOLÍN
TRAMPOLINE GYMNASTICS

INDIVIDUAL FEMENINO
WOMEN'S INDIVIDUAL

CLASIFICACIÓN
QUALIFICATION

LISTA DE SALIDA
START LIST

Start Order	Competitor Number	Name	NOC Code
1	11	STEVENS Jessica	USA
2	3	GOMES Alice	BRA
3	12	ROJO Alida	VEN
4	6	SMITH Samantha	CAN
5	4	GOMES Camilla	BRA
6	8	GOMEZ Maryann	DOM
7	10	AHSINGER Nicole	USA
8	7	HERNANDEZ Katish	COL
9	2	MALDONADO Lucila	ARG
10	1	COLOMBO Mara	ARG
11	9	NAVARRO LOZA Dafne	MEX
12	5	MILETTE Sarah	CAN

POLIDEPORTIVO VILLA EL SALVADOR
VILLA EL SALVADOR SPORT CENTER

LUN MON
5 AUG 2019
17:40

GIMNASIA DE TRAMPOLÍN
TRAMPOLINE GYMNASTICS

INDIVIDUAL FEMENINO
WOMEN'S INDIVIDUAL

FINALES
FINAL

LISTA DE SALIDA
START LIST

Start Order	Competitor Number	Name	NOC Code	Qualification Score
1	2	MALDONADO Lucila	ARG	94.110
2	7	HERNANDEZ Katish	COL	95.510
3	10	AHSINGER Nicole	USA	97.000
4	11	STEVENS Jessica	USA	98.750
5	6	SMITH Samantha	CAN	98.905
6	9	NAVARRO LOZA Dafne	MEX	98.940
7	4	GOMES Camilla	BRA	99.375
8	5	MILETTE Sarah	CAN	100.010
		Reserves		
R1	12	ROJO Alida	VEN	88.420
R2	1	COLOMBO Mara	ARG	79.955



POLIDEPORTIVO VILLA EL SALVADOR
VILLA EL SALVADOR SPORT CENTER

DOM SUN
4 AUG 2019
12:39

GIMNASIA DE TRAMPOLÍN
TRAMPOLINE GYMNASTICS

INDIVIDUAL FEMENINO
WOMEN'S INDIVIDUAL

CLASIFICACIÓN
QUALIFICATION



RESULTADOS
RESULTS

Rank	Name	NOC Code	Routine	D Score	E Score	H Score	T Score	Pen	--- Routine --- Total	Rank	Total
1	MILETTE Sarah	CAN	1st	4.800	17.700	9.600	15.765		47.865	(1)	100.010 Q
			2nd	10.900	16.700	9.300	15.245		52.145	(2)	
2	GOMES Camilla	BRA	1st	4.600	17.400	9.300	16.020		47.320	(2)	99.375 Q
			2nd	13.400	14.900	9.200	14.555		52.055	(3)	
3	NAVARRO LOZA Dafne	MEX	1st	5.200	17.500	9.100	14.950		46.750	(5)	98.940 Q
			2nd	13.500	14.400	9.400	14.890		52.190	(1)	
4	SMITH Samantha	CAN	1st	5.600	17.300	8.400	15.810		47.110	(4)	98.905 Q
			2nd	14.000	14.800	8.300	14.695		51.795	(4)	
5	STEVENS Jessica	USA	1st	5.400	16.600	9.400	15.800		47.200	(3)	98.750 Q
			2nd	13.600	14.100	9.000	14.850		51.550	(5)	
6	AHSINGER Nicole	USA	1st	5.000	16.700	8.700	15.340		45.740	(7)	97.000 Q
			2nd	13.900	14.200	8.600	14.560		51.260	(6)	
7	HERNANDEZ Katish	COL	1st	3.300	16.900	9.300	15.055		44.555	(9)	95.510 Q
			2nd	10.500	16.300	9.300	14.855		50.955	(7)	
8	MALDONADO Lucila	ARG	1st	4.600	16.500	9.500	14.900		45.500	(8)	94.110 Q
			2nd	7.500	17.000	9.200	14.910		48.610	(8)	
9	ROJO Alida	VEN	1st	5.400	12.600	9.400	14.650		42.050	(10)	88.420 R1
			2nd	9.700	13.700	8.700	14.270		46.370	(9)	
10	COLOMBO Mara	ARG	1st	4.500	15.500	9.100	13.990	-2.000	41.090	(11)	79.955 R2
			2nd	4.900	14.500	7.400	12.065		38.865	(10)	
11	GOMES Alice	BRA	1st	3.700	17.400	9.400	15.745		46.245	(6)	52.320
			2nd	2.000	1.400	1.000	1.675		6.075	(12)	
12	GOMEZ Maryann	DOM	1st	3.800	12.400	9.300	14.465		39.965	(12)	48.485
			2nd	2.000	2.200	1.500	2.820		8.520	(11)	

Legend:					
1st	1st routine	2nd	2nd routine	D	Difficulty
E	Execution	H	Horizontal displacement	Pen	Penalty
Q	Qualified for final	Rx	Reserve	T	Time of flight



POLIDEPORTIVO VILLA EL SALVADOR
VILLA EL SALVADOR SPORT CENTER

LUN MON
5 AUG 2019
17:40

GIMNASIA DE TRAMPOLÍN
TRAMPOLINE GYMNASTICS

INDIVIDUAL FEMENINO
WOMEN'S INDIVIDUAL

FINALES
FINAL



RESULTADOS
RESULTS

Rank	Name	NOC Code	D Score	E Score	H Score	T Score	Pen	Total
1	SMITH Samantha	CAN	14.000	15.000	9.600	15.135		53.735
2	AHSINGER Nicole	USA	13.900	14.800	9.200	14.640		52.540
3	NAVARRO LOZA Dafne	MEX	13.400	14.900	9.500	14.710		52.510
4	STEVENS Jessica	USA	13.600	14.300	9.300	14.920		52.120
5	MILETTE Sarah	CAN	13.200	14.700	8.700	14.915		51.515
6	HERNANDEZ Katish	COL	12.600	14.700	9.000	14.420		50.720
7	MALDONADO Lucila	ARG	11.900	14.200	9.300	13.950		49.350
8	GOMES Camilla	BRA	3.400	3.000	1.800	3.290		11.490

Legend:					
D	Difficulty	E	Execution	H	Horizontal displacement
Pen	Penalty	T	Time of flight		



GOLF

Delegación de Golf



CAMPO DE GOLF LIMA
LIMA GOLF CLUB

PANAMERICAN GAMES

INDIVIDUAL MASCULINO
MEN'S INDIVIDUAL

RONDA 1
ROUND 1



ROUND RESULTS

Rank	Start Rank	Name	NOC	Today Total	Today To Par	Total	To Par
1		ZANOTTI Fabrizio	PAR	64	-7	64	-7
1		WU Brandon	USA	64	-7	64	-7
3		HAGESTAD III John	USA	65	-6	65	-6
4		BARCO LEON Luis Fernando	PER	67	-4	67	-4
4		PEREIRA HINKE Guillermo Artur	CHI	67	-4	67	-4
6		GURTNER MORALES Daniel Jonas	GUA	68	-3	68	-3
6		CARBALLO Miguel Angel	ARG	68	-3	68	-3
8		TOLEDO NOVALES Jose Manuel	GUA	69	-2	69	-2
8		CONNELLY Austin William	CAN	69	-2	69	-2
10		ALVAREZ LEITES Facundo Nahuel	URU	70	-1	70	-1
10		GOMEZ HOYOS Santiago	COL	70	-1	70	-1
10		MURILLO Wolmer	VEN	70	-1	70	-1
10		ALVAREZ SOTO Juan Alberto	URU	70	-1	70	-1
10		GOYA Carlos Estanisl	ARG	70	-1	70	-1
10		SAVOIE Joey	CAN	70	-1	70	-1
10		NARDY ROCHA Alexandre	BRA	70	-1	70	-1
10		PERICO IBARCENA Julian	PER	70	-1	70	-1
18		MIRANDA GÓMEZ José Andrés	ECU	71	PAR	71	PAR
18		FRANCO Carlos	PAR	71	PAR	71	PAR
18		CHAPLET Paul	CRC	71	PAR	71	PAR
18		DUCRUET Jean Louis	PAN	71	PAR	71	PAR
22		TORRES Manuel	VEN	72	+1	72	+1
22		CORTES DE LA RIVA Raúl	MEX	72	+1	72	+1
22		CELIA Ricardo Jose	COL	72	+1	72	+1
22		GUERRA SANOJA Juan Jose	DOM	72	+1	72	+1
26		PUMAROL Guillermo Ramon	DOM	73	+2	73	+2
26		FIGUEROA Edward Rafael	PUR	73	+2	73	+2
26		MENDEZ Michael	PAN	73	+2	73	+2
29		DA SILVA Adilson José	BRA	75	+4	75	+4
30		AGUILAR SCHULER Felipe Andrés	CHI	76	+5	76	+5
31		MENDEZ Jose	CRC	77	+6	77	+6
32		RUBIO CALDERON Gonzalo	MEX	80	+9	80	+9

Note:
T - Tied
DQ - Disqualified
DQI - Disqualified for Individual event
RT - Retired
WD - Withdrawn

CAMPO DE GOLF LIMA
LIMA GOLF CLUB

PANAMERICAN GAMES

INDIVIDUAL MASCULINO
MEN'S INDIVIDUAL

RONDA 2
ROUND 2

ROUND RESULTS

Rank	Start Rank	Name	NOC	Today Total	Today To Par	Total	To Par
1	1	WU Brandon	USA	65	-6	129	-13
2	1	ZANOTTI Fabrizio	PAR	67	-4	131	-11
3	6	CARBALLO Miguel Angel	ARG	65	-6	133	-9
4	4	PEREIRA HINKE Guillermo Artur	CHI	67	-4	134	-8
5	4	BARCO LEON Luis Fernando	PER	68	-3	135	-7
6	22	TORRES Manuel	VEN	65	-6	137	-5
6	8	TOLEDO NOVALES Jose Manuel	GUA	68	-3	137	-5
8	6	GURTNER MORALES Daniel Jonas	GUA	70	-1	138	-4
8	3	HAGESTAD III John	USA	73	+2	138	-4
10	22	CORTES DE LA RIVA Raúl	MEX	67	-4	139	-3
10	10	NARDY ROCHA Alexandre	BRA	69	-2	139	-3
12	18	FRANCO Carlos	PAR	69	-2	140	-2
12	10	MURILLO Wolmer	VEN	70	-1	140	-2
12	10	GOMEZ HOYOS Santiago	COL	70	-1	140	-2
12	10	GOYA Carlos Estanisl	ARG	70	-1	140	-2
12	8	CONNELLY Austin William	CAN	71	PAR	140	-2
17	26	FIGUEROA Edward Rafael	PUR	68	-3	141	-1
17	10	ALVAREZ LEITES Facundo Nahuel	URU	71	PAR	141	-1
19	26	PUMAROL Guillermo Ramon	DOM	69	-2	142	PAR
19	22	GUERRA SANOJA Juan Jose	DOM	70	-1	142	PAR
19	10	ALVAREZ SOTO Juan Alberto	URU	72	+1	142	PAR
22	22	CELIA Ricardo Jose	COL	71	PAR	143	+1
22	10	PERICO IBARCENA Julian	PER	73	+2	143	+1
24	18	CHAPLET Paul	CRC	74	+3	145	+3
24	18	MIRANDA GÓMEZ José Andrés	ECU	74	+3	145	+3
24	10	SAVOIE Joey	CAN	75	+4	145	+3
27	29	DA SILVA Adilson José	BRA	71	PAR	146	+4
28	18	DUCRUET Jean Louis	PAN	76	+5	147	+5
29	31	MENDEZ Jose	CRC	72	+1	149	+7
29	26	MENDEZ Michael	PAN	76	+5	149	+7
31	32	RUBIO CALDERON Gonzalo	MEX	70	-1	150	+8
31	30	AGUILAR SCHULER Felipe Andrés	CHI	74	+3	150	+8

Note:
T - Tied
DQ - Disqualified
DQI - Disqualified for individual event
RT - Retired
WD - Withdrawn

CAMPO DE GOLF LIMA
LIMA GOLF CLUB

PANAMERICAN GAMES

INDIVIDUAL MASCULINO
MEN'S INDIVIDUAL

RONDA 2
ROUND 2

ROUND RESULTS

Rank	Start Rank	Name	NOC	Today Total	Today To Par	Total	To Par
1	1	WU Brandon	USA	65	-6	129	-13
2	1	ZANOTTI Fabrizio	PAR	67	-4	131	-11
3	6	CARBALLO Miguel Angel	ARG	65	-6	133	-9
4	4	PEREIRA HINKE Guillermo Artur	CHI	67	-4	134	-8
5	4	BARCO LEON Luis Fernando	PER	68	-3	135	-7
6	22	TORRES Manuel	VEN	65	-6	137	-5
6	8	TOLEDO NOVALES Jose Manuel	GUA	68	-3	137	-5
8	6	GURTNER MORALES Daniel Jonas	GUA	70	-1	138	-4
8	3	HAGESTAD III John	USA	73	+2	138	-4
10	22	CORTES DE LA RIVA Raúl	MEX	67	-4	139	-3
10	10	NARDY ROCHA Alexandre	BRA	69	-2	139	-3
12	18	FRANCO Carlos	PAR	69	-2	140	-2
12	10	MURILLO Wolmer	VEN	70	-1	140	-2
12	10	GOMEZ HOYOS Santiago	COL	70	-1	140	-2
12	10	GOYA Carlos Estanisl	ARG	70	-1	140	-2
12	8	CONNELLY Austin William	CAN	71	PAR	140	-2
17	26	FIGUEROA Edward Rafael	PUR	68	-3	141	-1
17	10	ALVAREZ LEITES Facundo Nahuel	URU	71	PAR	141	-1
19	26	PUMAROL Guillermo Ramon	DOM	69	-2	142	PAR
19	22	GUERRA SANOJA Juan Jose	DOM	70	-1	142	PAR
19	10	ALVAREZ SOTO Juan Alberto	URU	72	+1	142	PAR
22	22	CELIA Ricardo Jose	COL	71	PAR	143	+1
22	10	PERICO IBARCENA Julian	PER	73	+2	143	+1
24	18	CHAPLET Paul	CRC	74	+3	145	+3
24	18	MIRANDA GÓMEZ José Andrés	ECU	74	+3	145	+3
24	10	SAVOIE Joey	CAN	75	+4	145	+3
27	29	DA SILVA Adilson José	BRA	71	PAR	146	+4
28	18	DUCRUET Jean Louis	PAN	76	+5	147	+5
29	31	MENDEZ Jose	CRC	72	+1	149	+7
29	26	MENDEZ Michael	PAN	76	+5	149	+7
31	32	RUBIO CALDERON Gonzalo	MEX	70	-1	150	+8
31	30	AGUILAR SCHULER Felipe Andrés	CHI	74	+3	150	+8

Note:
T - Tied
DQ - Disqualified
DQI - Disqualified for individual event
RT - Retired
WD - Withdrawn



CAMPO DE GOLF LIMA
LIMA GOLF CLUB

PANAMERICAN GAMES

INDIVIDUAL MASCULINO
MEN'S INDIVIDUAL

RONDA 2
ROUND 2



ROUND RESULTS

Rank	Start Rank	Name	NOC	Today Total	Today To Par	Total	To Par
1	1	WU Brandon	USA	65	-6	129	-13
2	1	ZANOTTI Fabrizio	PAR	67	-4	131	-11
3	6	CARBALLO Miguel Angel	ARG	65	-6	133	-9
4	4	PEREIRA HINKE Guillermo Artur	CHI	67	-4	134	-8
5	4	BARCO LEON Luis Fernando	PER	68	-3	135	-7
6	22	TORRES Manuel	VEN	65	-6	137	-5
6	8	TOLEDO NOVALES Jose Manuel	GUA	68	-3	137	-5
8	6	GURTNER MORALES Daniel Jonas	GUA	70	-1	138	-4
8	3	HAGESTAD III John	USA	73	+2	138	-4
10	22	CORTES DE LA RIVA Raúl	MEX	67	-4	139	-3
10	10	NARDY ROCHA Alexandre	BRA	69	-2	139	-3
12	18	FRANCO Carlos	PAR	69	-2	140	-2
12	10	MURILLO Wolmer	VEN	70	-1	140	-2
12	10	GOMEZ HOYOS Santiago	COL	70	-1	140	-2
12	10	GOYA Carlos Estanisl	ARG	70	-1	140	-2
12	8	CONNELLY Austin William	CAN	71	PAR	140	-2
17	26	FIGUEROA Edward Rafael	PUR	68	-3	141	-1
17	10	ALVAREZ LEITES Facundo Nahuel	URU	71	PAR	141	-1
19	26	PUMAROL Guillermo Ramon	DOM	69	-2	142	PAR
19	22	GUERRA SANOJA Juan Jose	DOM	70	-1	142	PAR
19	10	ALVAREZ SOTO Juan Alberto	URU	72	+1	142	PAR
22	22	CELIA Ricardo Jose	COL	71	PAR	143	+1
22	10	PERICO IBARCENA Julian	PER	73	+2	143	+1
24	18	CHAPLET Paul	CRC	74	+3	145	+3
24	18	MIRANDA GÓMEZ José Andrés	ECU	74	+3	145	+3
24	10	SAVOIE Joey	CAN	75	+4	145	+3
27	29	DA SILVA Adilson José	BRA	71	PAR	146	+4
28	18	DUCRUET Jean Louis	PAN	76	+5	147	+5
29	31	MENDEZ Jose	CRC	72	+1	149	+7
29	26	MENDEZ Michael	PAN	76	+5	149	+7
31	32	RUBIO CALDERON Gonzalo	MEX	70	-1	150	+8
31	30	AGUILAR SCHULER Felipe Andrés	CHI	74	+3	150	+8

Note:
T - Tied
DQ - Disqualified
DQI - Disqualified for Individual event
RT - Retired
WD - Withdrawn



CAMPO DE GOLF LIMA
LIMA GOLF CLUB

PANAMERICAN GAMES

INDIVIDUAL MASCULINO
MEN'S INDIVIDUAL



TOURNAMENT RESULTS

Rank	Name	NOC	1	2	3	4	Total	To Par
1	ZANOTTI Fabrizio	PAR	64	67	68	70	269	-15
2	TOLEDO NOVALES Jose Manuel	GUA	69	68	68	64	269	-15
3	PEREIRA HINKE Guillermo Artur	CHI	67	67	69	66	269	-15
4	WU Brandon	USA	64	65	70	71	270	-14
5	BARCO LEON Luis Fernando	PER	67	68	68	69	272	-12
6	CONNELLY Austin William	CAN	69	71	65	68	273	-11
7	CARBALLO Miguel Angel	ARG	68	65	71	70	274	-10
T8	PERICO IBARCENA Julian	PER	70	73	66	67	276	-8
T8	GOMEZ HOYOS Santiago	COL	70	70	69	67	276	-8
T8	ALVAREZ SOTO Juan Alberto	URU	70	72	67	67	276	-8
T8	TORRES Manuel	VEN	72	65	70	69	276	-8
12	CORTES DE LA RIVA Raúl	MEX	72	67	67	71	277	-7
13	HAGESTAD III John	USA	65	73	70	70	278	-6
T14	NARDY ROCHA Alexandre	BRA	70	69	73	67	279	-5
T14	GOYA Carlos Estanisl	ARG	70	70	72	67	279	-5
T14	PUMAROL Guillermo Ramon	DOM	73	69	69	68	279	-5
T14	MURILLO Wolmer	VEN	70	70	70	69	279	-5
18	GURTNER MORALES Daniel Jonas	GUA	68	70	73	69	280	-4
19	FRANCO Carlos	PAR	71	69	71	72	283	-1
20	DA SILVA Adilson José	BRA	75	71	71	67	284	EVEN
21	GUERRA SANOJA Juan Jose	DOM	72	70	72	72	286	+2
T22	CELIA Ricardo Jose	COL	72	71	75	70	288	+4
T22	RUBIO CALDERON Gonzalo	MEX	80	70	67	71	288	+4
T22	FIGUEROA Edward Rafael	PUR	73	68	75	72	288	+4
25	ALVAREZ LEITES Facundo Nahuel	URU	70	71	77	73	291	+7
26	MIRANDA GÓMEZ José Andrés	ECU	71	74	73	75	293	+9
T27	SAVOIE Joey	CAN	70	75	76	73	294	+10
T27	CHAPLET Paul	CRC	71	74	75	74	294	+10
T27	MENDEZ Jose	CRC	77	72	71	74	294	+10
T30	AGUILAR SCHULER Felipe Andrés	CHI	76	74	72	75	297	+13
T30	DUCRUET Jean Louis	PAN	71	76	74	76	297	+13
32	MENDEZ Michael	PAN	73	76	72	81	302	+18

Note:
T - Tied
DQ - Disqualified
DQI - Disqualified for individual event
RT - Retired
WD - Withdrawn



CAMPO DE GOLF LIMA
LIMA GOLF CLUB

PANAMERICAN GAMES

INDIVIDUAL FEMENINO
WOMEN'S INDIVIDUAL

RONDA 1
ROUND 1



ROUND RESULTS

Rank	Start Rank	Name	NOC	Today Total	Today To Par	Total	To Par
1		PARSONS Mary Angelica S	CAN	68	-3	68	-3
2		GILLY LORA Vanessa	VEN	69	-2	69	-2
3		MIGLIACCIO Emilia	USA	70	-1	70	-1
3		CARBAJO RE Manuela	ARG	70	-1	70	-1
3		GRANADA Julieta	PAR	70	-1	70	-1
6		LLANEZA GOMEZ Alejandra	MEX	71	PAR	71	PAR
6		MORENO PEREZ Paola	COL	71	PAR	71	PAR
6		VILLAVICENCIO Natalia D.	CHI	71	PAR	71	PAR
6		ECHEVERRIA TORREBIA Pilar	GUA	71	PAR	71	PAR
6		HURTADO Paula Andrea	COL	71	PAR	71	PAR
6		GILLY LORA Valentina	VEN	71	PAR	71	PAR
12		RISSI MIOZZO Nina	BRA	72	+1	72	+1
12		GONZÁLEZ CANTÚ Ana Isabel	MEX	72	+1	72	+1
12		ZHANG Rose	USA	72	+1	72	+1
15		MARQUES VAZQUEZ Jimena	URU	73	+2	73	+2
15		KUEHN CORRIE Rachel Silvia	DOM	73	+2	73	+2
15		FARAH ALVA Micaela Desiree	PER	73	+2	73	+2
15		GARCIA AUSTT MARQUE Sofia	URU	73	+2	73	+2
19		GARCÍA Sofia	PAR	74	+3	74	+3
19		THIBAULT Brigitte	CAN	74	+3	74	+3
21		MENDIZABAL RIEPELE Valeria	GUA	75	+4	75	+4
21		PALACIOS SIEGENTHAL Maria	PER	75	+4	75	+4
23		ANACONA Ela Belen	ARG	76	+5	76	+5
23		ALTMANN Luiza	BRA	76	+5	76	+5
25		CALBIMONTE OSORIO Luciana	BOL	77	+6	77	+6
26		RESTREPO Laura	PAN	78	+7	78	+7
26		GÓMEZ WITT Mercedes Solang	ECU	78	+7	78	+7
28		ARÍZAGA ESCOBAR Maria Beatriz	ECU	79	+8	79	+8
28		MATTE IRARRÁZAVAL Antonia	CHI	79	+8	79	+8
30		LAWRENCE Ysabelle Kierst	TTO	80	+9	80	+9
30		ODWIN Emily Nicole	BAR	80	+9	80	+9
32		SAVOCA CESPEDES Maria Jose	BOL	83	+12	83	+12

Note:
T - Tied
DQ - Disqualified
DQI - Disqualified for Individual event
RT - Retired
WD - Withdrawn



CAMPO DE GOLF LIMA
LIMA GOLF CLUB

PANAMERICAN GAMES

INDIVIDUAL FEMENINO
WOMEN'S INDIVIDUAL

RONDA 2
ROUND 2





ROUND RESULTS

Rank	Start Rank	Name	NOC	Today Total	Today To Par	Total	To Par
1	3	MIGLIACCIO Emilia	USA	68	-3	138	-4
2	6	LLANEZA GOMEZ Alejandra	MEX	70	-1	141	-1
2	3	GRANADA Julieta	PAR	71	PAR	141	-1
2	1	PARSONS Mary Angelica S	CAN	73	+2	141	-1
5	6	HURTADO Paula Andrea	COL	72	+1	143	+1
5	6	GILLY LORA Valentina	VEN	72	+1	143	+1
7	15	KUEHN CORRIE Rachel Silvia	DOM	71	PAR	144	+2
7	12	RISSI MIOZZO Nina	BRA	72	+1	144	+2
7	6	MORENO PEREZ Paola	COL	73	+2	144	+2
10	19	GARCÍA Sofia	PAR	71	PAR	145	+3
10	15	GARCIA AUSTT MARQUE Sofia	URU	72	+1	145	+3
10	12	GONZÁLEZ CANTÚ Ana Isabel	MEX	73	+2	145	+3
10	2	GILLY LORA Vanessa	VEN	76	+5	145	+3
14	15	FARAH ALVA Micaela Desiree	PER	73	+2	146	+4
14	15	MARQUES VAZQUEZ Jimena	URU	73	+2	146	+4
16	19	THIBAULT Brigitte	CAN	73	+2	147	+5
17	12	ZHANG Rose	USA	76	+5	148	+6
18	6	ECHEVERRIA TORREBIA Pilar	GUA	78	+7	149	+7
18	3	CARBAJO RE Manuela	ARG	79	+8	149	+7
20	28	MATTE IRARRÁZAVAL Antonia	CHI	71	PAR	150	+8
20	26	RESTREPO Laura	PAN	72	+1	150	+8
20	23	ANACONA Ela Belen	ARG	74	+3	150	+8
23	6	VILLAVICENCIO Natalia D.	CHI	80	+9	151	+9
24	21	PALACIOS SIEGENTHAL Maria	PER	77	+6	152	+10
25	30	ODWIN Emily Nicole	BAR	73	+2	153	+11
25	26	GÓMEZ WITT Mercedes Solang	ECU	75	+4	153	+11
25	21	MENDIZABAL RIEPELE Valeria	GUA	78	+7	153	+11
28	23	ALTMANN Luiza	BRA	79	+8	155	+13
29	30	LAWRENCE Ysabelle Kierst	TTO	80	+9	160	+18
30	32	SAVOCA CESPEDES Maria Jose	BOL	80	+9	163	+21
31	25	CALBIMONTE OSORIO Luciana	BOL	87	+16	164	+22
DQ	28	ARÍZAGA ESCOBAR Maria Beatriz	ECU				

Note:
T - Tied
DQ - Disqualified
DQI - Disqualified for Individual event
RT - Retired
WD - Withdrawn

CAMPO DE GOLF LIMA
LIMA GOLF CLUB

PANAMERICAN GAMES

INDIVIDUAL FEMENINO
WOMEN'S INDIVIDUAL

RONDA 3
ROUND 3

ROUND RESULTS

Rank	Start Rank	Name	NOC	Today Total	Today To Par	Total	To Par
1	1	MIGLIACCIO Emilia	USA	68	-3	206	-7
2	2	GRANADA Julieta	PAR	71	PAR	212	-1
3	5	HURTADO Paula Andrea	COL	70	-1	213	PAR
4	2	LLANEZA GOMEZ Alejandra	MEX	73	+2	214	+1
5	16	THIBAULT Brigitte	CAN	68	-3	215	+2
5	5	GILLY LORA Valentina	VEN	72	+1	215	+2
7	10	GARCÍA Sofia	PAR	71	PAR	216	+3
7	10	GARCIA AUSTT MARQUES Sofia	URU	71	PAR	216	+3
7	2	PARSONS Mary Angelica S	CAN	75	+4	216	+3
10	7	MORENO PEREZ Paola	COL	74	+3	218	+5
11	20	ANACONA Ela Belen	ARG	69	-2	219	+6
11	18	ECHEVERRIA TORREBIA Pilar	GUA	70	-1	219	+6
11	10	GONZÁLEZ CANTÚ Ana Isabel	MEX	74	+3	219	+6
11	7	KUEHN CORRIE Rachel Silvia	DOM	75	+4	219	+6
15	17	ZHANG Rose	USA	72	+1	220	+7
15	10	GILLY LORA Vanessa	VEN	75	+4	220	+7
17	7	RISSI MIOZZO Nina	BRA	77	+6	221	+8
18	18	CARBAJO RE Manuela	ARG	73	+2	222	+9
18	14	FARAH ALVA Micaela Desiree	PER	76	+5	222	+9
20	25	MENDIZABAL RIEPELE Valeria	GUA	71	PAR	224	+11
20	14	MARQUES VAZQUEZ Jimena	URU	78	+7	224	+11
22	20	MATTE IRARRÁZAVAL Antonia	CHI	76	+5	226	+13
22	20	RESTREPO Laura	PAN	76	+5	226	+13
24	25	GÓMEZ WITT Mercedes Solang	ECU	75	+4	228	+15
25	28	ALTMANN Luiza	BRA	74	+3	229	+16
25	23	VILLAVICENCIO Natalia D.	CHI	78	+7	229	+16
27	24	PALACIOS SIEGENTHAL Maria	PER	78	+7	230	+17
28	25	ODWIN Emily Nicole	BAR	78	+7	231	+18
29	29	LAWRENCE Ysabelle Kierst	TTO	79	+8	239	+26
30	31	CALBIMONTE OSORIO Luciana	BOL	80	+9	244	+31
31	30	SAVOCA CESPEDES Maria Jose	BOL	83	+12	246	+33
DQI		ARÍZAGA ESCOBAR Maria	ECU				

Note:
T - Tied
DQ - Disqualified
DQI - Disqualified for Individual event
RT - Retired
WD - Withdrawn

ROUND RESULTS

Rank	Start Rank	Name	NOC	Today Total	Today To Par	Total	To Par
1	1	MIGLIACCIO Emilia	USA	70	-1	276	-8
2	2	GRANADA Julieta	PAR	68	-3	280	-4
3	3	HURTADO Paula Andrea	COL	68	-3	281	-3
4	4	LLANEZA GOMEZ Alejandra	MEX	70	-1	284	PAR
5	7	PARSONS Mary Angelica S	CAN	70	-1	286	+2
6	5	GILLY LORA Valentina	VEN	72	+1	287	+3
7	7	GARCÍA Sofia	PAR	72	+1	288	+4
8	15	ZHANG Rose	USA	69	-2	289	+5
9	11	GONZÁLEZ CANTÚ Ana Isabel	MEX	71	PAR	290	+6
9	10	MORENO PEREZ Paola	COL	72	+1	290	+6
9	5	THIBAULT Brigitte	CAN	75	+4	290	+6
12	7	GARCIA AUSTT MARQUES Sofia	URU	75	+4	291	+7
13	11	ECHEVERRIA TORREBIA Pilar	GUA	73	+2	292	+8
14	11	KUEHN CORRIE Rachel Silvia	DOM	74	+3	293	+9
15	11	ANACONA Ela Belen	ARG	75	+4	294	+10
16	20	MENDIZABAL RIEPELE Valeria	GUA	71	PAR	295	+11
17	18	FARAH ALVA Micaela Desiree	PER	74	+3	296	+12
17	17	RISSI MIOZZO Nina	BRA	75	+4	296	+12
19	15	GILLY LORA Vanessa	VEN	77	+6	297	+13
20	20	MARQUES VAZQUEZ Jimena	URU	74	+3	298	+14
21	22	RESTREPO Laura	PAN	74	+3	300	+16
21	22	MATTE IRARRÁZAVAL Antonia	CHI	74	+3	300	+16
23	25	ALTMANN Luiza	BRA	73	+2	302	+18
24	18	CARBAJO RE Manuela	ARG	81	+10	303	+19
25	24	GÓMEZ WITT Mercedes Solang	ECU	76	+5	304	+20
26	28	ODWIN Emily Nicole	BAR	74	+3	305	+21
26	25	VILLAVICENCIO Natalia D.	CHI	76	+5	305	+21
28	27	PALACIOS SIEGENTHAL Maria	PER	77	+6	307	+23
29	29	LAWRENCE Ysabelle Kierst	TTO	69	-2	308	+24
30	30	CALBIMONTE OSORIO Luciana	BOL	77	+6	321	+37
31	31	SAVOCA CESPEDES Maria Jose	BOL	78	+7	324	+40
DQI		ARÍZAGA ESCOBAR Maria	ECU				

Note:
T - Tied
DQ - Disqualified
DQI - Disqualified for Individual event
RT - Retired
WD - Withdrawn

TOURNAMENT RESULTS

Rank	Name	NOC	1	2	3	4	Total	To Par
1	MIGLIACCIO Emilia	USA	70	68	68	70	276	-8
2	GRANADA Julieta	PAR	70	71	71	68	280	-4
3	HURTADO Paula Andrea	COL	71	72	70	68	281	-3
4	LLANEZA GOMEZ Alejandra	MEX	71	70	73	70	284	EVEN
5	PARSONS Mary Angelica S	CAN	68	73	75	70	286	+2
6	GILLY LORA Valentina	VEN	71	72	72	72	287	+3
7	GARCÍA Sofia	PAR	74	71	71	72	288	+4
8	ZHANG Rose	USA	72	76	72	69	289	+5
T9	GONZÁLEZ CANTÚ Ana Isabel	MEX	72	73	74	71	290	+6
T9	MORENO PEREZ Paola	COL	71	73	74	72	290	+6
T9	THIBAULT Brigitte	CAN	74	73	68	75	290	+6
12	GARCIA AUSTT MARQUES Sofia	URU	73	72	71	75	291	+7
13	ECHEVERRIA TORREBIA Pilar	GUA	71	78	70	73	292	+8
14	KUEHN CORRIE Rachel Silvia	DOM	73	71	75	74	293	+9
15	ANACONA Ela Belen	ARG	76	74	69	75	294	+10
16	MENDIZABAL RIEPELE Valeria	GUA	75	78	71	71	295	+11
T17	FARAH ALVA Micaela Desiree	PER	73	73	76	74	296	+12
T17	RISSI MIOZZO Nina	BRA	72	72	77	75	296	+12
19	GILLY LORA Vanessa	VEN	69	76	75	77	297	+13
20	MARQUES VAZQUEZ Jimena	URU	73	73	78	74	298	+14
T21	RESTREPO Laura	PAN	78	72	76	74	300	+16
T21	MATTE IRARRÁZAVAL Antonia	CHI	79	71	76	74	300	+16
23	ALTMANN Luiza	BRA	76	79	74	73	302	+18
24	CARBAJO RE Manuela	ARG	70	79	73	81	303	+19
25	GÓMEZ WITT Mercedes Solang	ECU	78	75	75	76	304	+20
T26	ODWIN Emily Nicole	BAR	80	73	78	74	305	+21
T26	VILLAVICENCIO Natalia D.	CHI	71	80	78	76	305	+21
28	PALACIOS SIEGENTHAL Maria	PER	75	77	78	77	307	+23
29	LAWRENCE Ysabelle Kierst	TTO	80	80	79	69	308	+24
30	CALBIMONTE OSORIO Luciana	BOL	77	87	80	77	321	+37
31	SAVOCA CESPEDES Maria Jose	BOL	83	80	83	78	324	+40
DQI	ARÍZAGA ESCOBAR Maria	ECU	79					

Note:
T - Tied
DQ - Disqualified
DQI - Disqualified for Individual event
RT - Retired
WD - Withdrawn

TEAM TOURNAMENT RESULTS

Rank	NOC Name	1	2	3	4	Total
1	**USA - United States of America**	**134**	**133**	**138**	**139**	**544**
	WU Brandon (M)	**64**	65	70	71	
	HAGESTAD III John (M)	65	73	**70**	**70**	
	MIGLIACCIO Emilia (W)	**70**	**68**	**68**	70	
	ZHANG Rose (W)	72	76	72	**69**	
2	**PAR - Paraguay**	**134**	**138**	**139**	**138**	**549**
	ZANOTTI Fabrizio (M)	**64**	**67**	**68**	**70**	
	FRANCO Carlos (M)	71	69	71	72	
	GRANADA Julieta (W)	**70**	71	71	**68**	
	GARCÍA Sofia (W)	74	**71**	**71**	72	
3	**CAN - Canada**	**137**	**144**	**133**	**138**	**552**
	CONNELLY Austin William (M)	**69**	**71**	**65**	**68**	
	SAVOIE Joey (M)	70	75	76	73	
	PARSONS Mary Angelica S (W)	**68**	**73**	75	**70**	
	THIBAULT Brigitte (W)	74	73	**68**	75	
4	**COL - Colombia**	**141**	**142**	**139**	**135**	**557**
	GOMEZ HOYOS Santiago (M)	**70**	**70**	**69**	**67**	
	CELIA Ricardo Jose (M)	72	71	75	70	
	HURTADO Paula Andrea (W)	**71**	**72**	**70**	**68**	
	MORENO PEREZ Paola (W)	71	73	74	72	
5	**GUA - Guatemala**	**139**	**146**	**138**	**135**	**558**
	TOLEDO NOVALES Jose Manuel (M)	69	**68**	**68**	**64**	
	GURTNER MORALES Daniel Jonas (M)	**68**	70	73	69	
	ECHEVERRIA TORREBIA Pilar (W)	**71**	**78**	**70**	73	
	MENDIZABAL RIEPELE Valeria (W)	75	78	71	**71**	
6	**ARG - Argentina**	**138**	**139**	**140**	**142**	**559**
	CARBALLO Miguel Angel (M)	**68**	**65**	**71**	70	
	GOYA Carlos Estanisl (M)	70	70	72	**67**	
	ANACONA Ela Belen (W)	76	**74**	**69**	**75**	
	CARBAJO RE Manuela (W)	**70**	79	73	81	
6	**VEN - Venezuela**	**139**	**137**	**142**	**141**	**559**
	MURILLO Wolmer (M)	**70**	70	**70**	**69**	
	TORRES Manuel (M)	72	**65**	70	69	
	GILLY LORA Vanessa (W)	**69**	76	75	77	
	GILLY LORA Valentina (W)	71	**72**	**72**	**72**	
8	**MEX - Mexico**	**143**	**137**	**140**	**141**	**561**
	CORTES DE LA RIVA Raúl (M)	**72**	**67**	**67**	**71**	
	RUBIO CALDERON Gonzalo (M)	80	70	67	71	
	LLANEZA GOMEZ Alejandra (W)	**71**	**70**	**73**	**70**	
	GONZÁLEZ CANTÚ Ana Isabel (W)	72	73	74	71	



JUDO

Delegación de Judo

Nombre	Función
Diana Carolina De Jesús Sabino	Atleta
Ana Smelyn Rosa García	Atleta
Estefanía Soriano	Atleta
Wander Mateo Ramírez	Atleta
Elmert Ramírez Mateo	Atleta
Medickson Del Orbe Cortorreal	Atleta
Lewis Rafael Medina Paulino	Atleta
José Manuel Nova Alcantara	Atleta
Robert Alfonso Florentino Tapia	Atleta
Luisa Josefina Martínez Frías	Delegado
Wilkin Osiris Ogando Adames	Entrenador
Manuel Alejandro Ramírez Polanco	Entrenador
Sugoi Uriarte Marcos	Entrenador

60 kilogramos Masculino

POLIDEPORTIVO 1
SPORT CENTER 1

JUDO
JUDO

MASCULINO -60 KG
MEN'S -60 KG

LISTA DE PARTICIPANTES POR CATEGORÍA DE PESO As of 8 AUG 2019

ENTRY LIST BY WEIGHT CATEGORY

NOC	Name	Date of Birth	Height m / ft in
BRA - Brazil	TORRES Renan	25 JAN 1999	1.69 / 5'7"
CHI - Chile	VERA Hugo	30 JUN 1999	
COL - Colombia	FUTTINICO John	7 MAY 1989	
CUB - Cuba	ALMENARES Roberto	15 FEB 1994	
DOM - Dominican Republic	RAMIREZ Elmert	9 FEB 1996	1.74 / 5'9"
ECU - Ecuador	PRECIADO Lenin	23 AUG 1993	1.70 / 5'7"
GUA - Guatemala	MOLINA Julio	4 JUL 1995	
PAN - Panama	VERGARA Bernabe	26 AUG 1997	
PER - Peru	CALLE Dilmer	6 JUL 1995	
USA - United States of America	DIAZ Adonis	9 MAY 1996	1.50 / 4'11"

Total Number of Judokas: 10

POLIDEPORTIVO 1
SPORT CENTER 1

JUE THU
8 AUG 2019

JUDO
JUDO

MASCULINO -60 KG
MEN'S -60 KG

TATAMI 1 - COMBATE 5
MAT 1 - CONTEST 5

RESULTADOS DEL COMBATE
CONTEST RESULTS

Winner

CALLE Dilmer (PER) by Hansoku-Make (3 Shidos) in 3:37(GS)
beat **RAMIREZ Elmert (DOM)**

Competitors

Colour	Name	NOC Code	WRL
White:	RAMIREZ Elmert	DOM	6
Blue:	CALLE Dilmer	PER	5

Scores

Name	NOC Code	Ippon	Waza-ari	Shido	Time
RAMIREZ Elmert	DOM	0	0	S3	3:37(GS)
CALLE Dilmer	PER	1	0	S2	

Techniques

Time	Score/Penalty	Who
1:45	1 Shido	DOM
2:23	2 Shidos	DOM
3:39	1 Shido	PER
0:45 (GS)	2 Shidos	PER
3:37 (GS)	Hansoku-Make (3 Shidos)	DOM

Referee/Judges

Referee:	5	HERRERA D. Claudia	PUR
Judge:	4	ROSQUET Wilian	CUB
Judge:	1	ROCHA Jeferson	BRA

Outcome

CALLE Dilmer (PER)	will continue competition in Semi-final
RAMIREZ Elmert (DOM)	will continue competition in Repechage

Legend:
GS Golden Score **WRL** World Ranking List

RESULTADOS DEL COMBATE
CONTEST RESULTS

Winner

RAMIREZ Elmert (DOM) by Hansoku-Make (3 Shidos) in 6:51(GS)
beat FUTTINICO John (COL)

Competitors

Colour	Name	NOC Code	WRL
White:	FUTTINICO John	COL	11
Blue:	RAMIREZ Elmert	DOM	6

Scores

Name	NOC Code	Ippon	Waza-ari	Shido	Time
FUTTINICO John	COL	0	0	S3	6:51(GS)
RAMIREZ Elmert	DOM	1	0	S2	

Techniques

Time	Score/Penalty	Who
1:43	1 Shido	COL
0:30 (GS)	1 Shido	DOM
0:30 (GS)	2 Shidos	COL
1:25 (GS)	2 Shidos	DOM
2:51 (GS)	Hansoku-Make (3 Shidos)	COL

Referee/Judges

Referee:	1	ROCHA Jeferson	BRA
Judge:	5	HERRERA D. Claudia	PUR
Judge:	2	DONALDSON Robert	USA

Outcome

RAMIREZ Elmert (DOM)	will continue competition in Bronze Medals
FUTTINICO John (COL)	end of competition, ranked 7th

Legend:
GS Golden Score **WRL** World Ranking List

POLIDEPORTIVO 1
SPORT CENTER 1

JUE THU
8 AUG 2019

JUDO
JUDO

MASCULINO -60 KG
MEN'S -60 KG

LISTA DE COMBATES
CONTEST LIST

Number of Judokas: 10

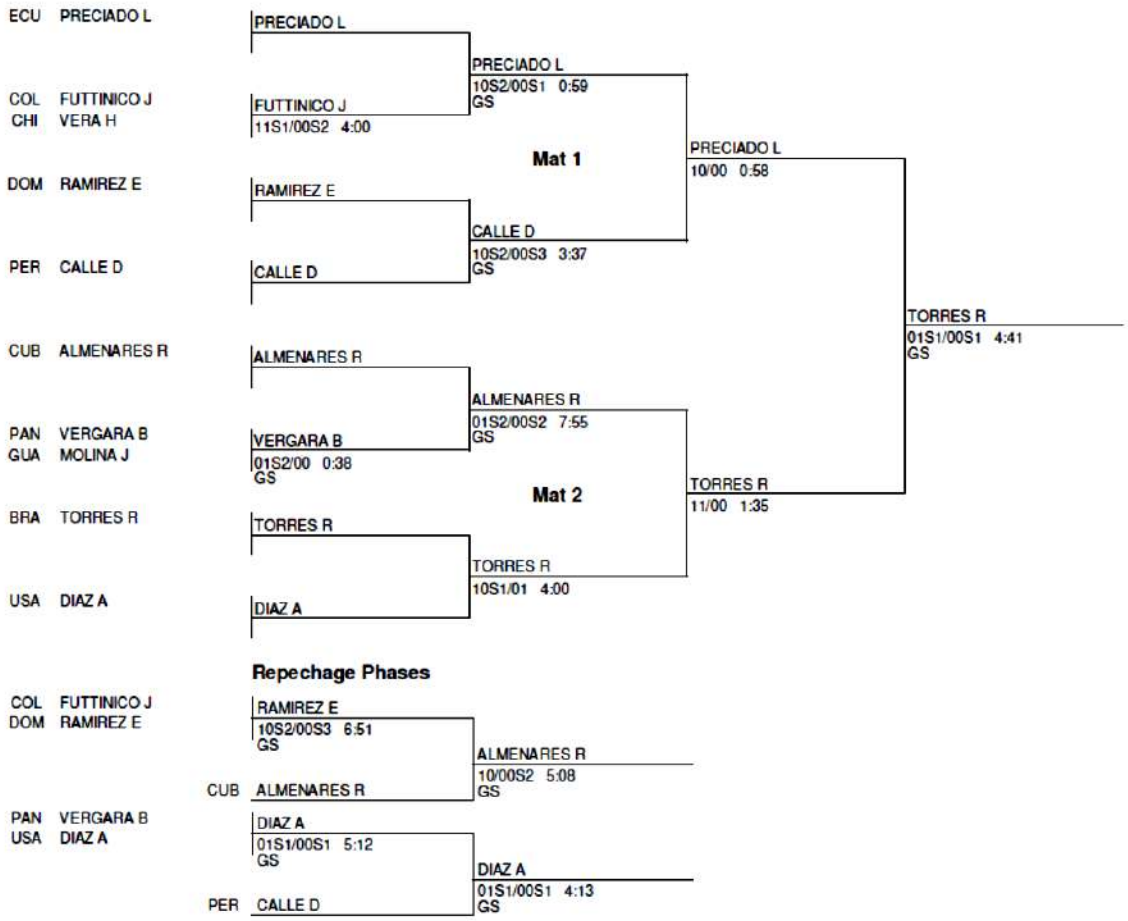

Legend:	nnSP/kkSP VVV MM:SS GS
nn:	IPP and WAZ for winner
kk:	IPP and WAZ for loser
P:	Penalties (1,2,3 or H'X for direct Hansoku Make)
VVV:	Winning Technique
MM:SS	Winning Time
GS	Golden Score

CLASSIFICATION

1	TORRES R	BRA
2	PRECIADO L	ECU
3	ALMENARES R	CUB
3	DIAZ A	USA
5	RAMIREZ E	DOM
5	CALLE D	PER
7	FUTTINICO J	COL
7	VERGARA B	PAN

66 Kilogramos Masculino

POLIDEPORTIVO 1
SPORT CENTER 1

JUDO
JUDO

MASCULINO -66 KG
MEN'S -66 KG

LISTA DE PARTICIPANTES POR CATEGORÍA DE PESO As of 8 AUG 2019
ENTRY LIST BY WEIGHT CATEGORY

NOC	Name	Date of Birth	Height m / ft in
ARG - Argentina	TAMASHIRO Minoru	12 AUG 1998	
BRA - Brazil	CARGNIN Daniel	20 DEC 1997	1.69 / 5'7"
CAN - Canada	VALOIS Jacob	3 JUL 1998	1.72 / 5'8"
COL - Colombia	GONZALEZ Jorge	12 DEC 1997	
CUB - Cuba	SOLÍS Osniel	12 FEB 1991	
DOM - Dominican Republic	MATEO Wander	24 DEC 1989	1.80 / 5'11"
MEX - Mexico	CASTILLO Nabor	4 OCT 1990	1.64 / 5'5"
PER - Peru	POSTIGOS Juan	13 MAY 1989	
USA - United States of America	VARGAS Ryan	2 JAN 1998	1.78 / 5'10"
VEN - Venezuela	VALDERRAMA Ricardo	16 JAN 1987	1.65 / 5'5"

Total Number of Judokas: 10

POLIDEPORTIVO 1
SPORT CENTER 1

VIE FRI
9 AUG 2019

JUDO
JUDO

MASCULINO -66 KG
MEN'S -66 KG

TATAMI 1 - COMBATE 4
MAT 1 - CONTEST 4

RESULTADOS DEL COMBATE
CONTEST RESULTS

Winner

MATEO Wander (DOM) **by Ippon in 2:43**
beat POSTIGOS Juan (PER)

Competitors

Colour	Name	NOC Code	WRL
White:	POSTIGOS Juan	PER	4
Blue:	MATEO Wander	DOM	5

Scores

Name	NOC Code	Ippon	Waza-ari	Shido	Time
POSTIGOS Juan	PER	0	0	S1	2:43
MATEO Wander	DOM	1	0	0	

Techniques

Time	Score/Penalty	Who
1:43	1 Shido	PER
2:18	Waza-Ari	DOM
2:43	Waza-Ari	DOM
2:43	Ippon	DOM

Referee/Judges

Referee:	2	DONALDSON Robert	USA
Judge:	5	HERRERA D. Claudia	PUR
Judge:	4	ROSQUET Wilian	CUB

Outcome

MATEO Wander (DOM) will continue competition in Semi-final
POSTIGOS Juan (PER) will continue competition in Repechage

Legend:
WRL World Ranking List

POLIDEPORTIVO 1
SPORT CENTER 1

VIE FRI
9 AUG 2019

JUDO
JUDO

MASCULINO -66 KG
MEN'S -66 KG

TATAMI 1 - COMBATE 13
MAT 1 - CONTEST 13

RESULTADOS DEL COMBATE
CONTEST RESULTS

Winner

MATEO Wander (DOM) by Waza-Ari in 4:00
beat SOLÍS Osniel (CUB)

Competitors

Colour	Name	NOC Code	WRL
White:	SOLÍS Osniel	CUB	1
Blue:	MATEO Wander	DOM	5

Scores

Name	NOC Code	Ippon	Waza-ari	Shido	Time
SOLÍS Osniel	CUB	0	0	0	4:00
MATEO Wander	DOM	0	1	S1	

Techniques

Time	Score/Penalty	Who
0:38	Waza-Ari	DOM
2:48	1 Shido	DOM

Referee/Judges

Referee:	2	DONALDSON Robert	USA
Judge:	1	ROCHA Jeferson	BRA
Judge:	3	GUERRERO Gerardo	MEX

Outcome

MATEO Wander (DOM)	will continue competition in Gold Medal
SOLÍS Osniel (CUB)	will continue competition in Bronze Medals

Legend:
WRL World Ranking List

POLIDEPORTIVO 1
SPORT CENTER 1

VIE FRI
9 AUG 2019

JUDO
JUDO

MASCULINO -66 KG
MEN'S -66 KG

TATAMI 1 - COMBATE 18
MAT 1 - CONTEST 18

RESULTADOS DEL COMBATE
CONTEST RESULTS

Winner

MATEO Wander (DOM) **by Waza-Ari in 4:00**

beat CARGNIN Daniel (BRA)

Competitors

Colour	Name	NOC Code	WRL
White:	MATEO Wander	DOM	5
Blue:	CARGNIN Daniel	BRA	2

Scores

Name	NOC Code	Ippon	Waza-ari	Shido	Time
MATEO Wander	DOM	0	1	S2	4:00
CARGNIN Daniel	BRA	0	0	S1	

Techniques

Time	Score/Penalty	Who
1:09	1 Shido	BRA
2:56	Waza-Ari	DOM
3:26	1 Shido	DOM
3:58	2 Shidos	DOM

Referee/Judges

Referee:	9	GARCIA Everardo	MEX
Judge:	10	BERNIER Louis	CAN
Judge:	4	ROSQUET Willan	CUB

Outcome

MATEO Wander (DOM)	end of competition, ranked 1st
CARGNIN Daniel (BRA)	end of competition, ranked 2nd

Legend:
WRL World Ranking List

POLIDEPORTIVO 1
SPORT CENTER 1

VIE FRI
9 AUG 2019

JUDO
JUDO

MASCULINO -66 KG
MEN'S -66 KG

LISTA DE COMBATES
CONTEST LIST

Number of Judokas: 10

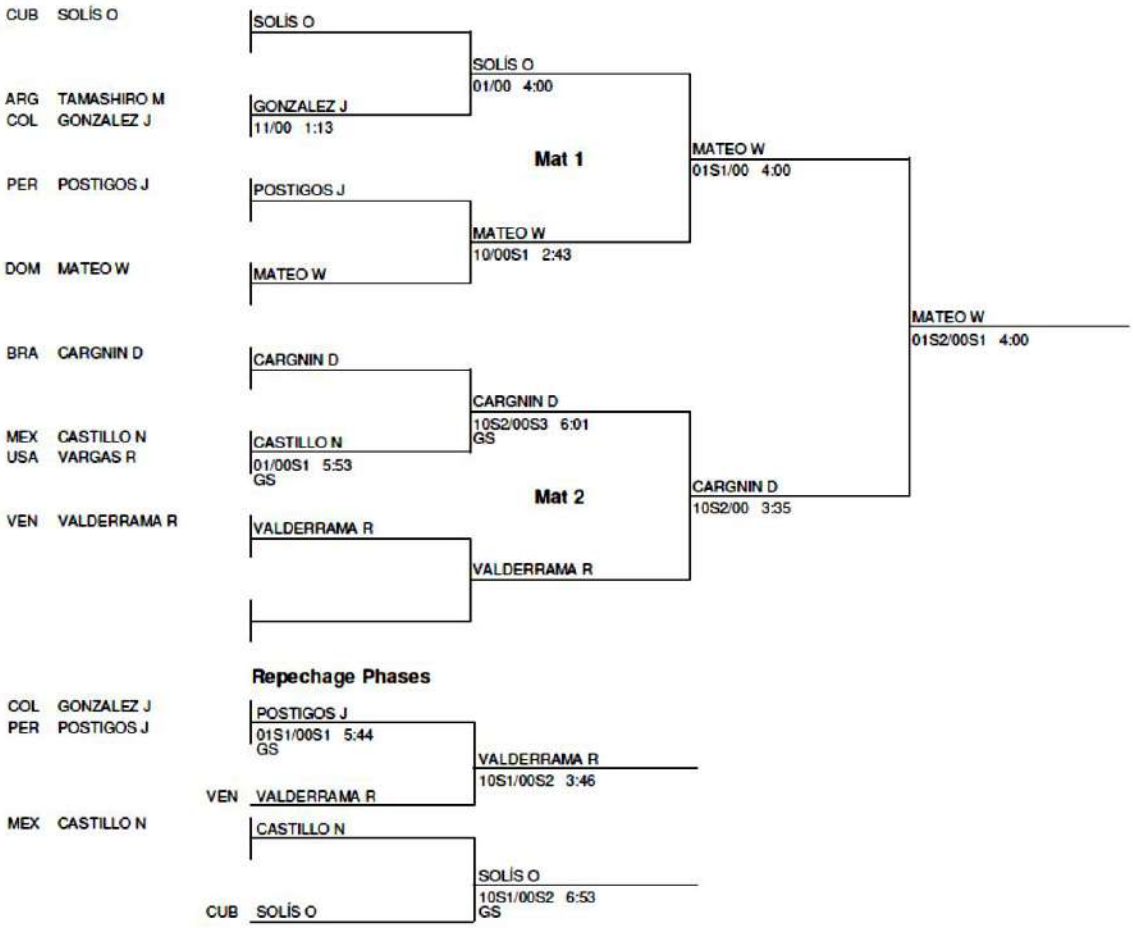

Legend:	nnSP/kkSP VVV MM:SS GS
nn:	IPP and WAZ for winner
kk:	IPP and WAZ for loser
P:	Penalties (1,2,3 or H/X for direct Hansoku Make)
VVV:	Winning Technique
MM:SS	Winning Time
GS	Golden Score

CLASSIFICATION

1	MATEO W	DOM
2	CARGNIN D	BRA
3	VALDERRAMA R	VEN
3	SOLÍS O	CUB
5	POSTIGOS J	PER
5	CASTILLO N	MEX
7	GONZALEZ J	COL
7		

MEDALLISTAS
MEDALLISTS

Medal	Name	NOC
GOLD	MATEO Wander	DOM - Dominican Republic
SILVER	CARGNIN Daniel	BRA - Brazil
BRONZE	VALDERRAMA Ricardo	VEN - Venezuela
BRONZE	SOLÍS Osniel	CUB - Cuba

81Kilogramos Masculino

POLIDEPORTIVO 1
SPORT CENTER 1

JUDO
JUDO

MASCULINO -81 KG
MEN'S -81 KG

LISTA DE PARTICIPANTES POR CATEGORÍA DE PESO As of 8 AUG 2019

ENTRY LIST BY WEIGHT CATEGORY

NOC	Name	Date of Birth	Height m / ft in
ARG - Argentina	VEGA Luis	7 JAN 1988	
BRA - Brazil	SANTOS Eduardo Yudy	25 OCT 1994	1.77 / 5'10"
CUB - Cuba	MARTÍNEZ Jorge	21 AUG 1991	
DOM - Dominican Republic	DEL ORBE C. Medickson	22 DEC 1995	1.89 / 6'2"
ESA - El Salvador	TURCIOS Juan Diego	22 SEP 1992	1.72 / 5'8"
MEX - Mexico	AYALA Samuel	22 NOV 1996	1.79 / 5'10"
PER - Peru	ANGELES SOTELO Luis	13 FEB 1996	
PUR - Puerto Rico	GANDIA Adrian	19 DEC 1997	
USA - United States of America	HATTON Jack	20 SEP 1995	1.78 / 5'10"
VEN - Venezuela	PEÑA Noel	11 DEC 1992	1.74 / 5'9"

Total Number of Judokas: 10

POLIDEPORTIVO 1
SPORT CENTER 1

SÁB SAT
10 AUG 2019

JUDO
JUDO

MASCULINO -81 KG
MEN'S -81 KG

TATAMI 1 - COMBATE 7
MAT 1 - CONTEST 7

RESULTADOS DEL COMBATE
CONTEST RESULTS

Winner

DEL ORBE C. Medickson (DOM) by Waza-Ari in 6:10(GS)

beat AYALA Samuel (MEX)

Competitors

Colour	Name	NOC Code	WRL
White:	DEL ORBE C. Medickson	DOM	2
Blue:	AYALA Samuel	MEX	9

Scores

Name	NOC Code	Ippon	Waza-ari	Shido	Time
DEL ORBE C. Medickson	DOM	0	1	S1	6:10(GS)
AYALA Samuel	MEX	0	0	S2	

Techniques

Time	Score/Penalty	Who
0:37	1 Shido	DOM
0:37	1 Shido	MEX
3:49	2 Shidos	MEX
2:10 (GS)	Waza-Ari	DOM

Referee/Judges

Referee:	4	ROSQUET Willan	CUB
Judge:	1	ROCHA Jeferson	BRA
Judge:	7	HILL Omar	VEN

Outcome

DEL ORBE C. Medickson (DOM)	will continue competition in Semi-final
AYALA Samuel (MEX)	will continue competition in Repechage

Legend:
GS Golden Score **WRL** World Ranking List

RESULTADOS DEL COMBATE
CONTEST RESULTS

Winner

DEL ORBE C. Medickson (DOM) by Waza-Ari in 4:53(GS)

beat **MARTÍNEZ Jorge (CUB)**

Competitors

Colour	Name	NOC Code	WRL
White:	DEL ORBE C. Medickson	DOM	2
Blue:	MARTÍNEZ Jorge	CUB	7

Scores

Name	NOC Code	Ippon	Waza-ari	Shido	Time
DEL ORBE C. Medickson	DOM	0	1	S1	4:53(GS)
MARTÍNEZ Jorge	CUB	0	0	0	

Techniques

Time	Score/Penalty	Who
3:40	1 Shido	DOM
0:53 (GS)	Waza-Ari	DOM

Referee/Judges

Referee:	3	GUERRERO Gerardo	MEX
Judge:	5	HERRERA D. Claudia	PUR
Judge:	2	DONALDSON Robert	USA

Outcome

DEL ORBE C. Medickson (DOM) will continue competition in Gold Medal
MARTÍNEZ Jorge (CUB) will continue competition in Bronze Medals

Legend:
GS Golden Score **WRL** World Ranking List

RESULTADOS DEL COMBATE
CONTEST RESULTS

Winner

SANTOS Eduardo Yudy (BRA) by Ippon in 0:18

beat DEL ORBE C. Medickson (DOM)

Competitors

Colour	Name	NOC Code	WRL
White:	DEL ORBE C. Medickson	DOM	2
Blue:	SANTOS Eduardo Yudy	BRA	3

Scores

Name	NOC Code	Ippon	Waza-ari	Shido	Time
DEL ORBE C. Medickson	DOM	0	0	0	0:18
SANTOS Eduardo Yudy	BRA	1	0	0	

Techniques

Time	Score/Penalty	Who
0:18	Ippon	BRA

Referee/Judges

Referee:	9	GARCIA Everardo	MEX
Judge:	4	ROSQUET Wilian	CUB
Judge:	7	HILL Omar	VEN

Outcome

SANTOS Eduardo Yudy (BRA)	end of competition, ranked 1st
DEL ORBE C. Medickson (DOM)	end of competition, ranked 2nd

Legend:
WRL World Ranking List

POLIDEPORTIVO 1
SPORT CENTER 1

SÁB SAT
10 AUG 2019

JUDO
JUDO

MASCULINO -81 KG
MEN'S -81 KG

LISTA DE COMBATES
CONTEST LIST

Number of Judokas: 10

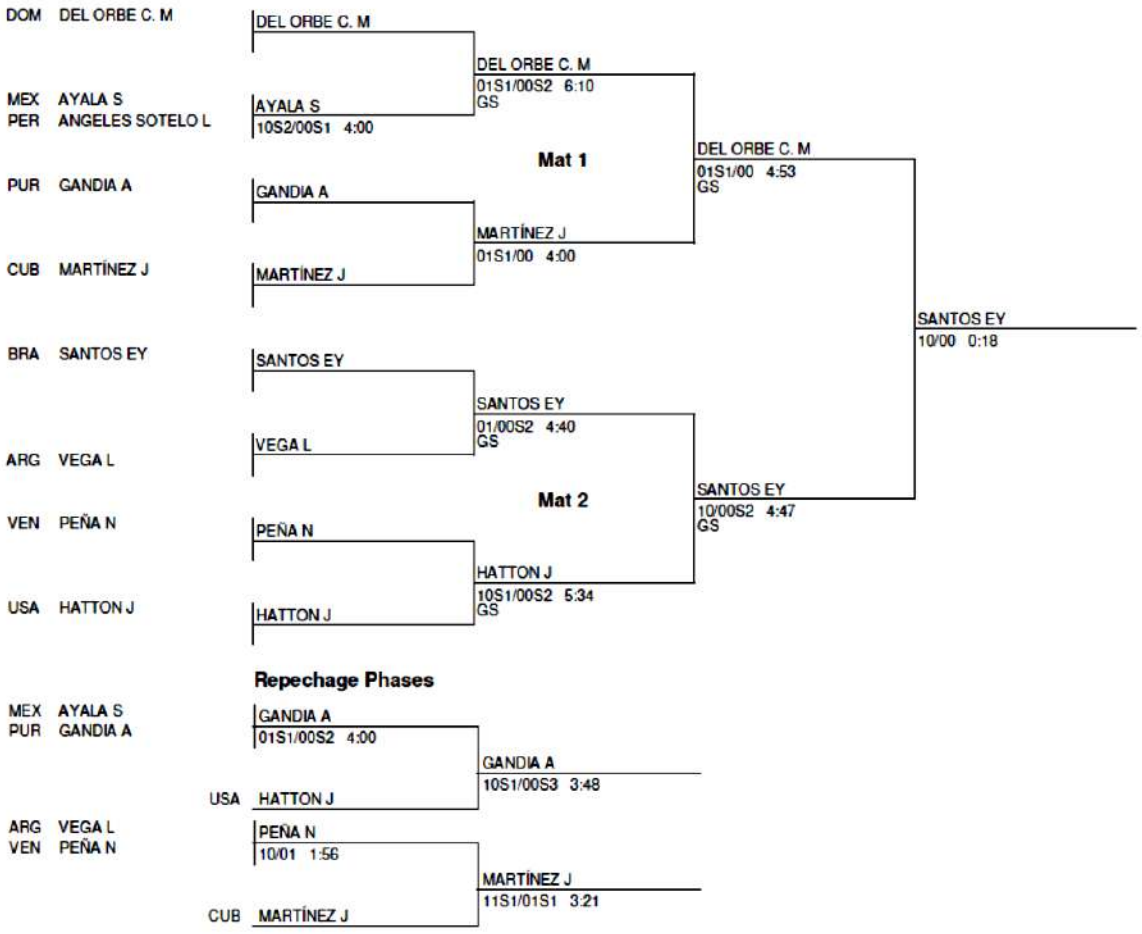

Repechage Phases

Legend: nnSP/kkSP VVV MM:SS GS	
nn:	IPP and WAZ for winner
kk:	IPP and WAZ for loser
P:	Penalties (1,2,3 or H/X for direct Hansoku Make)
VVV:	Winning Technique
MM:SS	Winning Time
GS	Golden Score

CLASSIFICATION

1	SANTOS EY	BRA
2	DEL ORBE C. M	DOM
3	GANDIA A	PUR
3	MARTÍNEZ J	CUB
5	HATTON J	USA
5	PEÑA N	VEN
7	AYALA S	MEX
7	VEGA L	ARG

MEDALLISTAS
MEDALLISTS

Medal	Name	NOC
GOLD	SANTOS Eduardo Yudy	BRA - Brazil
SILVER	DEL ORBE C. Medickson	DOM - Dominican Republic
BRONZE	GANDIA Adrian	PUR - Puerto Rico
BRONZE	MARTÍNEZ Jorge	CUB - Cuba

90Kilogramos Masculino

POLIDEPORTIVO 1
SPORT CENTER 1

JUDO
JUDO

MASCULINO -90 KG
MEN'S -90 KG

LISTA DE PARTICIPANTES POR CATEGORÍA DE PESO As of 8 AUG 2019

ENTRY LIST BY WEIGHT CATEGORY

NOC	Name	Date of Birth	Height m / ft in
ARG - Argentina	SPIKERMANN Tomas	1 OCT 1995	
BRA - Brazil	MACEDO Rafael	15 AUG 1994	1.80 / 5'11"
CAN - Canada	EL NAHAS Mohab	20 APR 1996	1.88 / 6'2"
COL - Colombia	BALANTA Francisco	16 MAR 1998	
CUB - Cuba	SILVA M. Iván F.	8 FEB 1996	
DOM - Dominican Republic	FLORENTINO Robert	14 JUN 1997	1.82 / 6'0"
MEX - Mexico	OCHOA Victor	14 JAN 1998	1.83 / 6'0"
PAN - Panama	ORTEGA Jose Luis	5 DEC 1998	
PER - Peru	GALARRETA V. Yuta	10 DEC 1997	
VEN - Venezuela	PEÑA Antony	6 JUN 1990	1.75 / 5'9"

Total Number of Judokas: 10

POLIDEPORTIVO 1
SPORT CENTER 1

SÁB SAT
10 AUG 2019

JUDO
JUDO

MASCULINO -90 KG
MEN'S -90 KG

TATAMI 2 - COMBATE 10
MAT 2 - CONTEST 10

RESULTADOS DEL COMBATE
CONTEST RESULTS

Winner

FLORENTINO Robert (DOM) by Hansoku-Make (3 Shidos) in 1:40

beat GALARRETA V. Yuta (PER)

Competitors

Colour	Name	NOC Code	WRL
White:	FLORENTINO Robert	DOM	2
Blue:	GALARRETA V. Yuta	PER	7

Scores

Name	NOC Code	Ippon	Waza-ari	Shido	Time
FLORENTINO Robert	DOM	1	0	0	1:40
GALARRETA V. Yuta	PER	0	0	S3	

Techniques

Time	Score/Penalty	Who
0:26	1 Shido	PER
1:19	2 Shidos	PER
1:40	Hansoku-Make (3 Shidos)	PER

Referee/Judges

Referee:	12	FERNANDEZ Gabriela	URU
Judge:	8	DOS SANTOS Mariano	BRA
Judge:	9	GARCIA Everardo	MEX

Outcome

FLORENTINO Robert (DOM)	will continue competition in Semi-final
GALARRETA V. Yuta (PER)	will continue competition in Repechage

Legend:
WRL World Ranking List

POLIDEPORTIVO 1
SPORT CENTER 1

SÁB SAT
10 AUG 2019

JUDO
JUDO

MASCULINO -90 KG
MEN'S -90 KG

TATAMI 2 - COMBATE 18
MAT 2 - CONTEST 18

RESULTADOS DEL COMBATE
CONTEST RESULTS

Winner

BALANTA Francisco (COL) by Ippon in 2:49
beat FLORENTINO Robert (DOM)

Competitors

Colour	Name	NOC Code	WRL
White:	FLORENTINO Robert	DOM	2
Blue:	BALANTA Francisco	COL	4

Scores

Name	NOC Code	Ippon	Waza-ari	Shido	Time
FLORENTINO Robert	DOM	0	0	0	2:49
BALANTA Francisco	COL	1	0	S2	

Techniques

Time	Score/Penalty	Who
0:39	1 Shido	COL
1:58	2 Shidos	COL
2:49	Ippon	COL

Referee/Judges

Referee:	9	GARCIA Everardo	MEX
Judge:	11	LUCAS Guillermo	ARG
Judge:	12	FERNANDEZ Gabriela	URU

Outcome

BALANTA Francisco (COL)	will continue competition in Gold Medal
FLORENTINO Robert (DOM)	will continue competition in Bronze Medals

Legend:
WRL World Ranking List

POLIDEPORTIVO 1
SPORT CENTER 1

SÁB SAT
10 AUG 2019

JUDO
JUDO

MASCULINO -90 KG
MEN'S -90 KG

TATAMI 1 - COMBATE 31
MAT 1 - CONTEST 31

RESULTADOS DEL COMBATE
CONTEST RESULTS

Winner

EL NAHAS Mohab (CAN) by Ippon in 1:56

beat **FLORENTINO Robert (DOM)**

Competitors

Colour	Name	NOC Code	WRL
White:	EL NAHAS Mohab	CAN	5
Blue:	FLORENTINO Robert	DOM	2

Scores

Name	NOC Code	Ippon	Waza-ari	Shido	Time
EL NAHAS Mohab	CAN	1	0	0	1:56
FLORENTINO Robert	DOM	0	0	0	

Techniques

Time	Score/Penalty	Who
1:18	Waza-Ari	CAN
1:56	Waza-Ari	CAN
1:56	Ippon	CAN

Referee/Judges

Referee:	7	HILL Omar	VEN
Judge:	9	GARCIA Everardo	MEX
Judge:	2	DONALDSON Robert	USA

Outcome

EL NAHAS Mohab (CAN)	end of competition, ranked 3rd
FLORENTINO Robert (DOM)	end of competition, ranked 5th

Legend:
WRL World Ranking List

POLIDEPORTIVO 1
SPORT CENTER 1

SÁB SAT
10 AUG 2019

JUDO
JUDO

MASCULINO -90 KG
MEN'S -90 KG

LISTA DE COMBATES
CONTEST LIST

Number of Judokas: 10

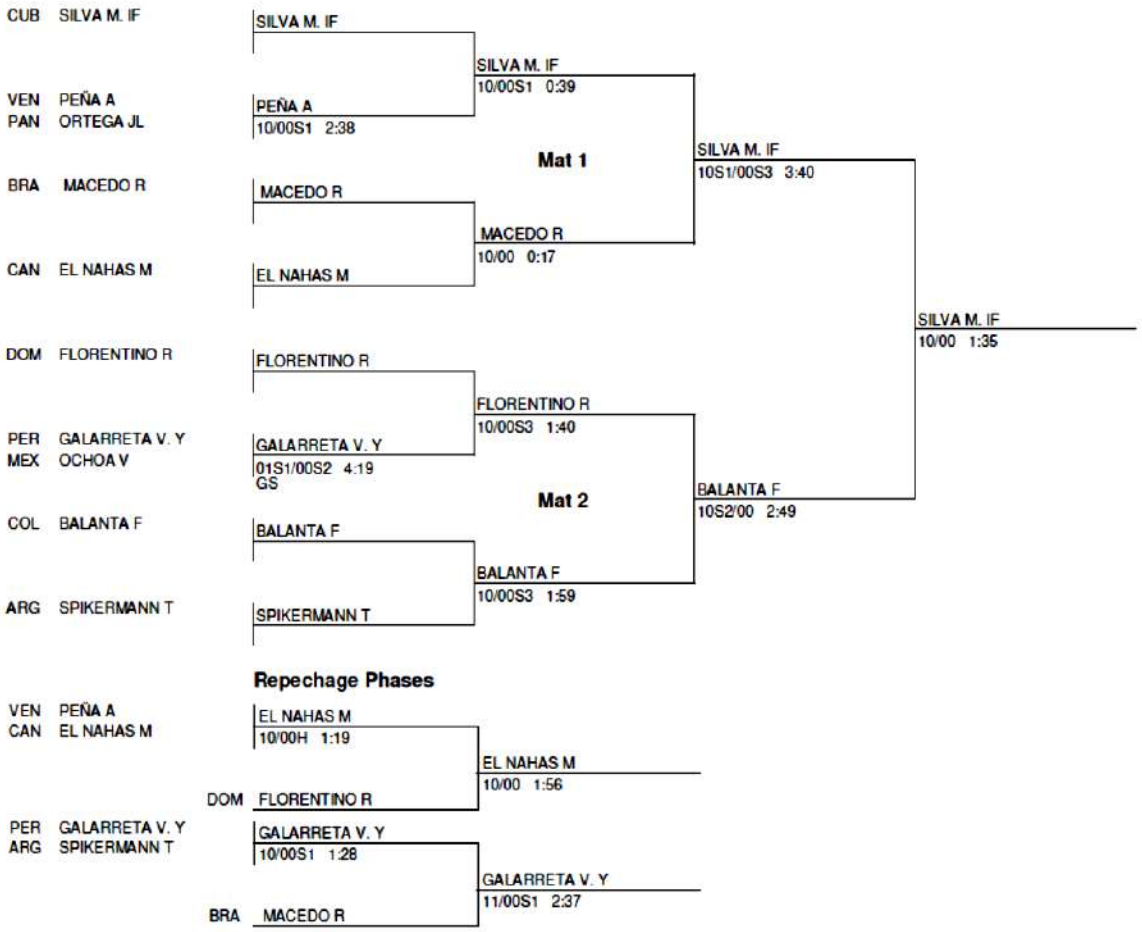

Repechage Phases

Legend:	nnSP/kkSP VVV MM:SS GS
nn:	IPP and WAZ for winner
kk:	IPP and WAZ for loser
P:	Penalties (1,2,3 or H/X for direct Hansoku Make)
VVV:	Winning Technique
MM:SS	Winning Time
GS	Golden Score

CLASSIFICATION

1	SILVA M. IF	CUB
2	BALANTA F	COL
3	EL NAHAS M	CAN
3	GALARRETA V. Y	PER
5	FLORENTINO R	DOM
5	MACEDO R	BRA
7	PEÑA A	VEN
7	SPIKERMANN T	ARG

100 Kilogramos Masculino

POLIDEPORTIVO 1
SPORT CENTER 1

JUDO
JUDO

MASCULINO -100 KG
MEN'S -100 KG

LISTA DE PARTICIPANTES POR CATEGORÍA DE PESO As of 8 AUG 2019
ENTRY LIST BY WEIGHT CATEGORY

NOC	Name	Date of Birth	Height m / ft in
CHI - Chile	BRICEÑO Thomas	16 SEP 1993	
COL - Colombia	GARZÓN Carlos	3 MAR 1994	
CUB - Cuba	CARDONA Liester	10 MAR 1993	
DOM - Dominican Republic	MEDINA Lewis	14 SEP 1995	1.79 / 5'10"
ECU - Ecuador	ANGULO Junior	14 JAN 2000	1.75 / 5'9"
MEX - Mexico	ESQUIVEL Alexis	17 FEB 1995	1.95 / 6'5"
PER - Peru	ARROYO OSORIO Jose	29 FEB 1996	
URU - Uruguay	APRAHAMIAN Pablo	13 SEP 1985	1.80 / 5'11"
USA - United States of America	SMITH III L A	9 DEC 1994	1.87 / 6'2"

Total Number of Judokas: 9

POLIDEPORTIVO 1
SPORT CENTER 1

DOM SUN
11 AUG 2019

JUDO
JUDO

MASCULINO -100 KG
MEN'S -100 KG

TATAMI 1 - COMBATE 7
MAT 1 - CONTEST 7

RESULTADOS DEL COMBATE
CONTEST RESULTS

Winner

ANGULO Junior (ECU) by Ippon in 0:46
beat **MEDINA Lewis (DOM)**

Competitors

Colour	Name	NOC Code	WRL
White:	MEDINA Lewis	DOM	3
Blue:	ANGULO Junior	ECU	9

Scores

Name	NOC Code	Ippon	Waza-ari	Shido	Time
MEDINA Lewis	DOM	0	1	0	0:46
ANGULO Junior	ECU	1	0	0	

Techniques

Time	Score/Penalty	Who
0:10	Waza-Ari	DOM
0:46	Ippon	ECU

Referee/Judges

Referee:	4	ROSQUET Wilian	CUB
Judge:	2	DONALDSON Robert	USA
Judge:	1	ROCHA Jeferson	BRA

Outcome

ANGULO Junior (ECU)	will continue competition in Semi-final
MEDINA Lewis (DOM)	will continue competition in Repechage

Legend:
WRL World Ranking List

POLIDEPORTIVO 1
SPORT CENTER 1

DOM SUN
11 AUG 2019

JUDO
JUDO

MASCULINO -100 KG
MEN'S -100 KG

TATAMI 1 - COMBATE 14
MAT 1 - CONTEST 14

RESULTADOS DEL COMBATE
CONTEST RESULTS

Winner

MEDINA Lewis (DOM) **by Ippon in 3:05**
beat ESQUIVEL Alexis (MEX)

Competitors

Colour	Name	NOC Code	WRL
White:	MEDINA Lewis	DOM	3
Blue:	ESQUIVEL Alexis	MEX	7

Scores

Name	NOC Code	Ippon	Waza-ari	Shido	Time
MEDINA Lewis	DOM	1	0	0	3:05
ESQUIVEL Alexis	MEX	0	0	0	

Techniques

Time	Score/Penalty	Who
3:05	Ippon	DOM

Referee/Judges

Referee:	4	ROSQUET Wilian	CUB
Judge:	2	DONALDSON Robert	USA
Judge:	5	HERRERA D. Claudia	PUR

Outcome

MEDINA Lewis (DOM)	will continue competition in Bronze Medals
ESQUIVEL Alexis (MEX)	end of competition, ranked 7th

Legend:
WRL World Ranking List

POLIDEPORTIVO 1
SPORT CENTER 1

DOM SUN
11 AUG 2019

JUDO
JUDO

MASCULINO -100 KG
MEN'S -100 KG

TATAMI 1 - COMBATE 24
MAT 1 - CONTEST 24

RESULTADOS DEL COMBATE
CONTEST RESULTS

Winner

MEDINA Lewis (DOM) **by Hansoku-Make (3 Shidos) in 8:11(GS)**
beat CARDONA Liester (CUB)

Competitors

Colour	Name	NOC Code	WRL
White:	MEDINA Lewis	DOM	3
Blue:	CARDONA Liester	CUB	5

Scores

Name	NOC Code	Ippon	Waza-ari	Shido	Time
MEDINA Lewis	DOM	1	1	S2	8:11(GS)
CARDONA Liester	CUB	0	1	S3	

Techniques

Time	Score/Penalty	Who
2:02	1 Shido	DOM
2:24	Waza-Ari	DOM
3:29	Waza-Ari	CUB
1:59 (GS)	1 Shido	CUB
2:24 (GS)	2 Shidos	DOM
3:22 (GS)	2 Shidos	CUB
4:11 (GS)	Hansoku-Make (3 Shidos)	CUB

Referee/Judges

Referee:	8	DOS SANTOS Mariano	BRA
Judge:	12	FERNANDEZ Gabriela	URU
Judge:	13	CAMACHO Ivan	PER

Outcome

MEDINA Lewis (DOM)	end of competition, ranked 3rd
CARDONA Liester (CUB)	end of competition, ranked 5th

Legend:
GS Golden Score **WRL** World Ranking List

POLIDEPORTIVO 1
SPORT CENTER 1

DOM SUN
11 AUG 2019

JUDO
JUDO

MASCULINO -100 KG
MEN'S -100 KG

LISTA DE COMBATES
CONTEST LIST

Number of Judokas: 9

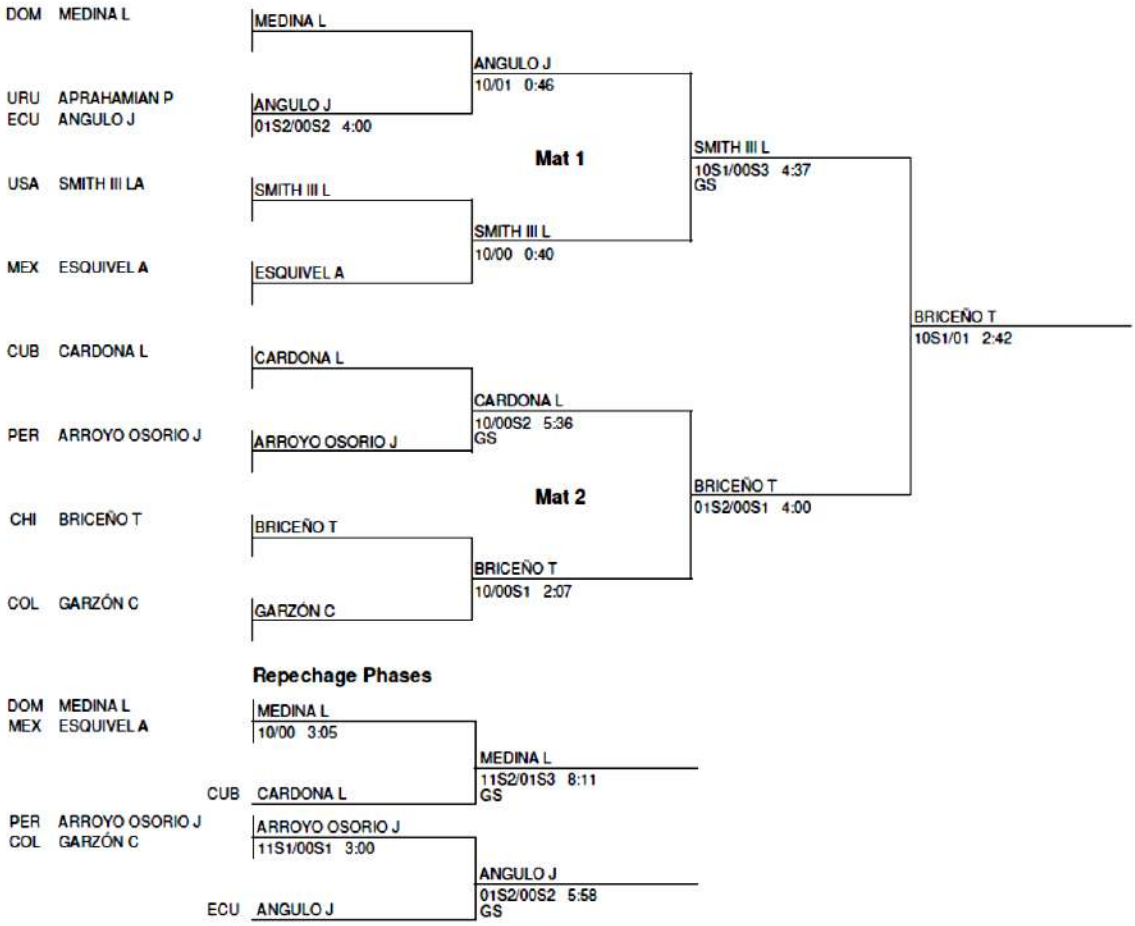

Legend: nnSP/kkSP VVV MM:SS GS	
nn:	IPP and WAZ for winner
kk:	IPP and WAZ for loser
P:	Penalties (1,2,3 or H/X for direct Hansoku Make)
VVV:	Winning Technique
MM:SS	Winning Time
GS	Golden Score

CLASSIFICATION

1	BRICEÑO T	CHI
2	SMITH III L	USA
3	MEDINA L	DOM
3	ANGULO J	ECU
5	CARDONA L	CUB
5	ARROYO OSORIO J	PER
7	ESQUIVEL A	MEX
7	GARZÓN C	COL

POLIDEPORTIVO 1
SPORT CENTER 1

DOM SUN
11 AUG 2019
11:25

JUDO
JUDO

MASCULINO -100 KG
MEN'S -100 KG

MEDALLISTAS
MEDALLISTS

Medal	Name	NOC
GOLD	BRICEÑO Thomas	CHI - Chile
SILVER	SMITH III L A	USA - United States of America
BRONZE	MEDINA Lewis	DOM - Dominican Republic
BRONZE	ANGULO Junior	ECU - Ecuador

+100 Kilogramos Masculino

POLIDEPORTIVO 1
SPORT CENTER 1

JUDO
JUDO

MASCULINO +100 KG
MEN'S +100 KG

LISTA DE PARTICIPANTES POR CATEGORÍA DE PESO As of 8 AUG 2019

ENTRY LIST BY WEIGHT CATEGORY

NOC	Name	Date of Birth	Height m / ft in
ARG - Argentina	CAMPOS Hector	19 DEC 1988	
BRA - Brazil	MOURA David	24 AUG 1987	1.92 / 6'4"
CAN - Canada	DESCHÊNES Marc	1 JAN 1993	1.93 / 6'4"
CHI - Chile	SOLÍS Francisco	12 JAN 1999	
CUB - Cuba	GRANDA Andy	4 FEB 1992	
DOM - Dominican Republic	NOVA A. Jose	24 JUL 1997	1.95 / 6'5"
ECU - Ecuador	FIGUEROA Freddy	26 NOV 1994	1.82 / 6'0"
PER - Peru	ALVARADO Frank	21 FEB 1986	
USA - United States of America	TADEHARA Ajax	20 MAR 1989	2.10 / 6'11"
VEN - Venezuela	PINEDA Pedro	18 FEB 1993	1.85 / 6'1"

Total Number of Judokas: 10

POLIDEPORTIVO 1
SPORT CENTER 1

DOM SUN
11 AUG 2019

JUDO
JUDO

MASCULINO +100 KG
MEN'S +100 KG

TATAMI 2 - COMBATE 3
MAT 2 - CONTEST 3

RESULTADOS DEL COMBATE
CONTEST RESULTS

Winner

NOVA A. Jose (DOM) by Ippon in 3:13
beat DESCHÊNES Marc (CAN)

Competitors

Colour	Name	NOC Code	WRL
White:	NOVA A. Jose	DOM	8
Blue:	DESCHÊNES Marc	CAN	9

Scores

Name	NOC Code	Ippon	Waza-ari	Shido	Time
NOVA A. Jose	DOM	1	0	S1	3:13
DESCHÊNES Marc	CAN	0	0	0	

Techniques

Time	Score/Penalty	Who
1:54	1 Shido	DOM
3:13	Ippon	DOM

Referee/Judges

Referee:	13	CAMACHO Ivan	PER
Judge:	12	FERNANDEZ Gabriela	URU
Judge:	8	DOS SANTOS Mariano	BRA

Outcome

NOVA A. Jose (DOM)	will continue competition in 1/4 Final
DESCHÊNES Marc (CAN)	end of competition

Legend:
WRL World Ranking List

POLIDEPORTIVO 1
SPORT CENTER 1

DOM SUN
11 AUG 2019

JUDO
JUDO

MASCULINO +100 KG
MEN'S +100 KG

TATAMI 2 - COMBATE 10
MAT 2 - CONTEST 10

RESULTADOS DEL COMBATE
CONTEST RESULTS

Winner

GRANDA Andy (CUB) by Ippon in 3:21
beat NOVA A. Jose (DOM)

Competitors

Colour	Name	NOC Code	WRL
White:	GRANDA Andy	CUB	2
Blue:	NOVA A. Jose	DOM	8

Scores

Name	NOC Code	Ippon	Waza-ari	Shido	Time
GRANDA Andy	CUB	1	0	S2	3:21
NOVA A. Jose	DOM	0	0	S2	

Techniques

Time	Score/Penalty	Who
0:31	1 Shido	DOM
0:31	1 Shido	CUB
1:51	2 Shidos	CUB
1:51	2 Shidos	DOM
2:46	Waza-Ari	CUB
3:21	Waza-Ari	CUB
3:21	Ippon	CUB

Referee/Judges

Referee:	9	GARCIA Everardo	MEX
Judge:	8	DOS SANTOS Mariano	BRA
Judge:	13	CAMACHO Ivan	PER

Outcome

GRANDA Andy (CUB)	will continue competition in Semi-final
NOVA A. Jose (DOM)	will continue competition in Repechage

Legend:
WRL World Ranking List

POLIDEPORTIVO 1
SPORT CENTER 1

DOM SUN
11 AUG 2019

JUDO
JUDO

MASCULINO +100 KG
MEN'S +100 KG

TATAMI 2 - COMBATE 15
MAT 2 - CONTEST 15

RESULTADOS DEL COMBATE
CONTEST RESULTS

Winner

SOLÍS Francisco (CHI) by Waza-Ari in 4:00

beat NOVA A. Jose (DOM)

Competitors

Colour	Name	NOC Code	WRL
White:	NOVA A. Jose	DOM	8
Blue:	SOLÍS Francisco	CHI	3

Scores

Name	NOC Code	Ippon	Waza-ari	Shido	Time
NOVA A. Jose	DOM	0	0	S2	4:00
SOLÍS Francisco	CHI	0	1	S1	

Techniques

Time	Score/Penalty	Who
1:56	Waza-Ari	CHI
2:46	1 Shido	DOM
3:29	1 Shido	CHI
3:55	2 Shidos	DOM

Referee/Judges

Referee:	13	CAMACHO Ivan	PER
Judge:	12	FERNANDEZ Gabriela	URU
Judge:	10	BERNIER Louis	CAN

Outcome

SOLÍS Francisco (CHI)	will continue competition in Bronze Medals
NOVA A. Jose (DOM)	end of competition, ranked 7th

Legend:
WRL World Ranking List

POLIDEPORTIVO 1
SPORT CENTER 1

DOM SUN
11 AUG 2019

JUDO
JUDO

MASCULINO +100 KG
MEN'S +100 KG

LISTA DE COMBATES
CONTEST LIST

Number of Judokas: 10

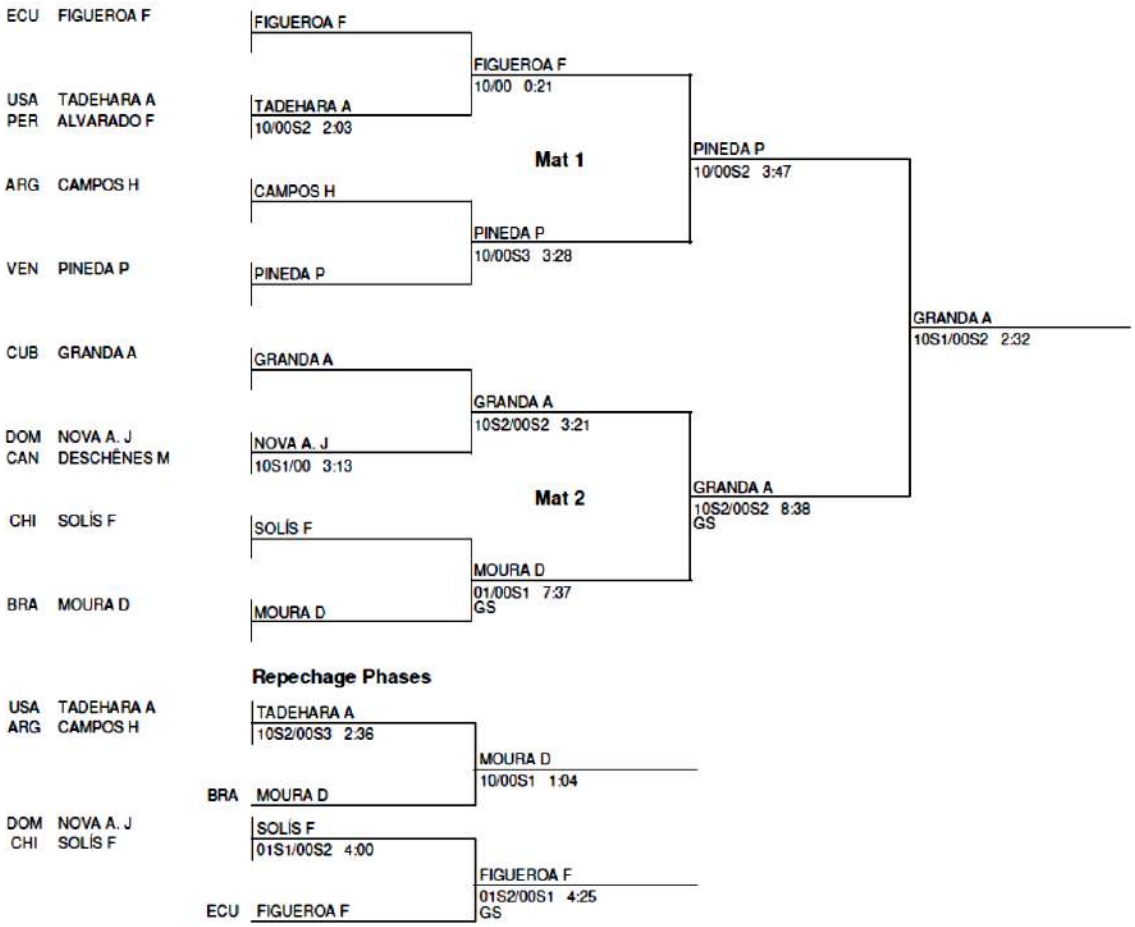

Legend:	nnSP/kkSP VVV MM:SS GS
nn:	IPP and WAZ for winner
kk:	IPP and WAZ for loser
P:	Penalties (1,2,3 or H/X for direct Hansoku Make)
VVV:	Winning Technique
MM:SS	Winning Time
GS	Golden Score

CLASSIFICATION

1	GRANDA A	CUB
2	PINEDA P	VEN
3	MOURA D	BRA
3	FIGUEROA F	ECU
5	TADEHARA A	USA
5	SOLÍS F	CHI
7	CAMPOS H	ARG
7	NOVA A. J	DOM

MEDALLISTAS
MEDALLISTS

Medal	Name	NOC
GOLD	GRANDA Andy	CUB - Cuba
SILVER	PINEDA Pedro	VEN - Venezuela
BRONZE	MOURA David	BRA - Brazil
BRONZE	FIGUEROA Freddy	ECU - Ecuador

48 Kilogramos Femenino

POLIDEPORTIVO 1
SPORT CENTER 1

JUDO
JUDO

FEMENINO -48 KG
WOMEN'S -48 KG

LISTA DE PARTICIPANTES POR CATEGORÍA DE PESO As of 8 AUG 2019

ENTRY LIST BY WEIGHT CATEGORY

NOC	Name	Date of Birth	Height m / ft in
ARG - Argentina	PARETO Paula	16 JAN 1986	
BRA - Brazil	FARIAS Larissa	18 AUG 1996	1.50 / 4'11"
CHI - Chile	VARGAS L. Mary Dee	7 DEC 1996	1.54 / 5'1"
COL - Colombia	ALVAREZ Luz	20 FEB 1987	
CUB - Cuba	GODINEZ A. Vanesa	2 AUG 1999	
DOM - Dominican Republic	SORIANO Estefania	1 OCT 1996	1.52 / 5'0"
GUA - Guatemala	SOLIS Jacqueline	22 DEC 1988	
MEX - Mexico	CARRILLO Edna	12 NOV 1991	1.52 / 5'0"
PER - Peru	HUAYHUAMEZA O. Noemi	29 DEC 2002	
USA - United States of America	SUZUKI Anne	18 FEB 1994	1.50 / 4'11"

Total Number of Judokas: 10

POLIDEPORTIVO 1
SPORT CENTER 1

JUE THU
8 AUG 2019

JUDO
JUDO

FEMENINO -48 KG
WOMEN'S -48 KG

TATAMI 2 - COMBATE 3
MAT 2 - CONTEST 3

RESULTADOS DEL COMBATE
CONTEST RESULTS

Winner

SORIANO Estefania (DOM) by Waza-Ari in 1:43(GS)

beat ALVAREZ Luz (COL)

Competitors

Colour	Name	NOC Code	WRL
White:	ALVAREZ Luz	COL	3
Blue:	SORIANO Estefania	DOM	9

Scores

Name	NOC Code	Ippon	Waza-ari	Shido	Time
ALVAREZ Luz	COL	0	0	S2	1:43(GS)
SORIANO Estefania	DOM	0	1	S1	

Techniques

Time	Score/Penalty	Who
2:25	1 Shido	DOM
0:13 (GS)	1 Shido	COL
1:07 (GS)	2 Shidos	COL
1:43 (GS)	Waza-Ari	DOM

Referee/Judges

Referee:	8	DOS SANTOS Mariano	BRA
Judge:	9	GARCIA Everardo	MEX
Judge:	13	CAMACHO Ivan	PER

Outcome

SORIANO Estefania (DOM)	will continue competition in Semi-final
ALVAREZ Luz (COL)	will continue competition in Repechage

Legend:
GS Golden Score **WRL** World Ranking List

POLIDEPORTIVO 1
SPORT CENTER 1

JUE THU
8 AUG 2019

JUDO
JUDO

FEMENINO -48 KG
WOMEN'S -48 KG

TATAMI 2 - COMBATE 12
MAT 2 - CONTEST 12

RESULTADOS DEL COMBATE
CONTEST RESULTS

Winner

SORIANO Estefania (DOM) by Ippon in 1:05

beat VARGAS L. Mary Dee (CHI)

Competitors

Colour	Name	NOC Code	WRL
White:	VARGAS L. Mary Dee	CHI	8
Blue:	SORIANO Estefania	DOM	9

Scores

Name	NOC Code	Ippon	Waza-ari	Shido	Time
VARGAS L. Mary Dee	CHI	0	0	S1	1:05
SORIANO Estefania	DOM	1	0	0	

Techniques

Time	Score/Penalty	Who
0:45	1 Shido	CHI
1:05	Ippon	DOM

Referee/Judges

Referee:	10	BERNIER Louis	CAN
Judge:	11	LUCAS Guillermo	ARG
Judge:	12	FERNANDEZ Gabriela	URU

Outcome

SORIANO Estefania (DOM)	will continue competition in Gold Medal
VARGAS L. Mary Dee (CHI)	will continue competition in Bronze Medals

Legend:
WRL World Ranking List

POLIDEPORTIVO 1
SPORT CENTER 1

JUE THU
8 AUG 2019

JUDO
JUDO

FEMENINO -48 KG
WOMEN'S -48 KG

TATAMI 1 - COMBATE 18
MAT 1 - CONTEST 18

RESULTADOS DEL COMBATE
CONTEST RESULTS

Winner

SORIANO Estefania (DOM) by Waza-Ari in 4:00

beat GODINEZ A. Vanesa (CUB)

Competitors

Colour	Name	NOC Code	WRL
White:	GODINEZ A. Vanesa	CUB	6
Blue:	SORIANO Estefania	DOM	9

Scores

Name	NOC Code	Ippon	Waza-ari	Shido	Time
GODINEZ A. Vanesa	CUB	0	0	S2	4:00
SORIANO Estefania	DOM	0	1	S2	

Techniques

Time	Score/Penalty	Who
0:28	1 Shido	CUB
1:39	2 Shidos	CUB
2:40	Waza-Ari	DOM
3:57	1 Shido	DOM
3:59	2 Shidos	DOM

Referee/Judges

Referee:	10	BERNIER Louis	CAN
Judge:	7	HILL Omar	VEN
Judge:	1	ROCHA Jeferson	BRA

Outcome

SORIANO Estefania (DOM)	end of competition, ranked 1st
GODINEZ A. Vanesa (CUB)	end of competition, ranked 2nd

Legend:
WRL World Ranking List

POLIDEPORTIVO 1
SPORT CENTER 1

JUE THU
8 AUG 2019

JUDO
JUDO

FEMENINO -48 KG
WOMEN'S -48 KG

LISTA DE COMBATES
CONTEST LIST

Number of Judokas: 10

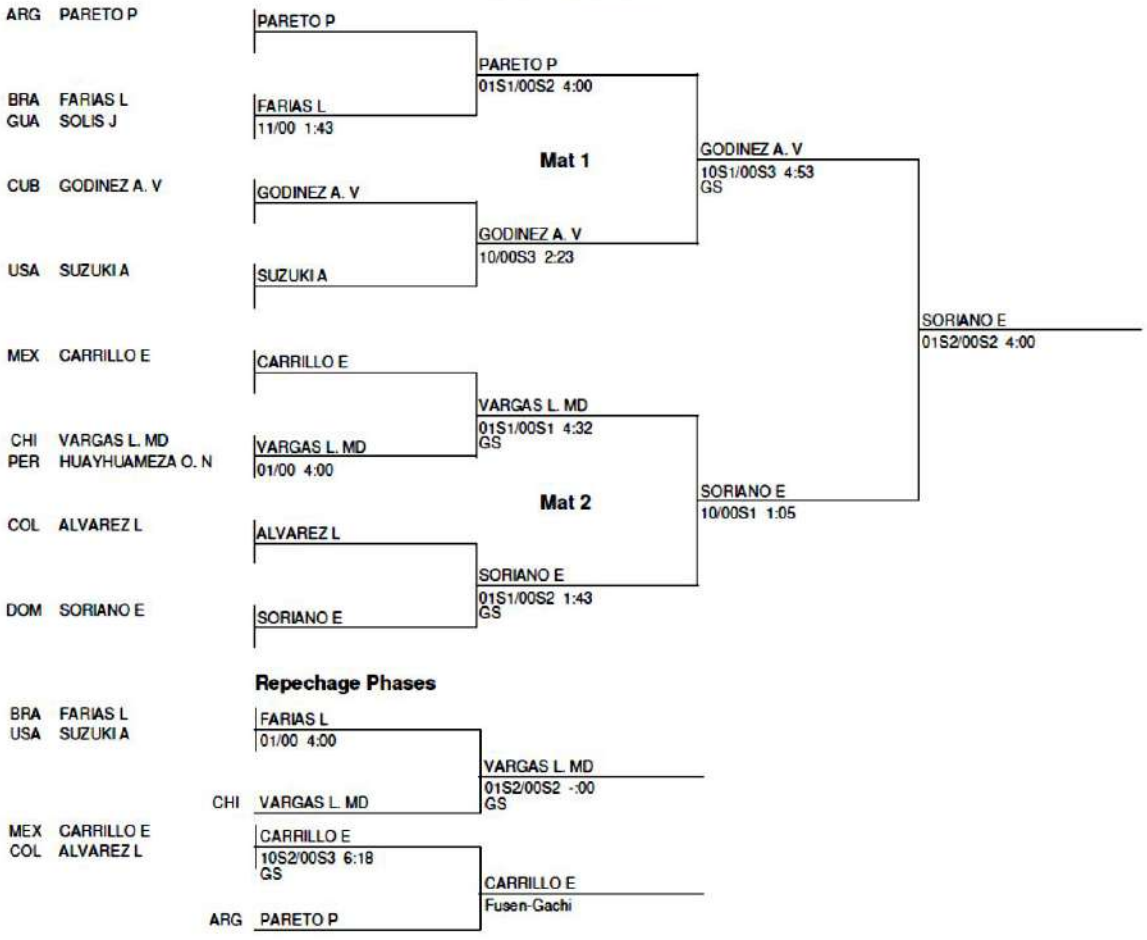

Legend:	nnSP/kkSP VVV MM:SS GS
nn:	IPP and WAZ for winner
kk:	IPP and WAZ for loser
P:	Penalties (1,2,3 or H'X for direct Hansoku Make)
VVV:	Winning Technique
MM:SS	Winning Time
GS	Golden Score

CLASSIFICATION

1	SORIANO E	DOM
2	GODINEZ A. V	CUB
3	VARGAS L. MD	CHI
3	CARRILLO E	MEX
5	FARIAS L	BRA
5	PARETO P	ARG
7	SUZUKI A	USA
7	ALVAREZ L	COL



POLIDEPORTIVO 1
SPORT CENTER 1

JUE THU
8 AUG 2019
17:10

JUDO
JUDO

FEMENINO -48 KG
WOMEN'S -48 KG





MEDALLISTAS
MEDALLISTS

Medal	Name	NOC
GOLD	SORIANO Estefania	DOM - Dominican Republic
SILVER	GODINEZ A. Vanesa	CUB - Cuba
BRONZE	VARGAS L. Mary Dee	CHI - Chile
BRONZE	CARRILLO Edna	MEX - Mexico

52 Kilogramos Femenino

POLIDEPORTIVO 1
SPORT CENTER 1

JUDO
JUDO

FEMENINO -52 KG
WOMEN'S -52 KG

LISTA DE PARTICIPANTES POR CATEGORÍA DE PESO As of 8 AUG 2019
ENTRY LIST BY WEIGHT CATEGORY

NOC	Name	Date of Birth	Height m / ft in
ARG - Argentina	ELIZECHE Ayelen	11 APR 1996	
BRA - Brazil	PIMENTA Larissa	1 MAR 1999	1.57 / 5'2"
CAN - Canada	BESSON Marie	22 JAN 1998	1.57 / 5'2"
CHI - Chile	GONZÁLEZ Judith	14 DEC 1993	1.64 / 5'5"
CUB - Cuba	ACOSTA B. Nahomys	15 MAY 2001	
DOM - Dominican Republic	DE JESUS Diana	14 MAY 1992	1.67 / 5'6"
MEX - Mexico	OLVERA Luz	1 APR 1994	1.60 / 5'3"
PAN - Panama	JIMENEZ Kristine	19 SEP 1995	
PER - Peru	GAMARRA C. Brillith	21 SEP 1996	

Total Number of Judokas: 9

POLIDEPORTIVO 1
SPORT CENTER 1

JUE THU
8 AUG 2019

JUDO
JUDO

FEMENINO -52 KG
WOMEN'S -52 KG

TATAMI 2 - COMBATE 7
MAT 2 - CONTEST 7

RESULTADOS DEL COMBATE
CONTEST RESULTS

Winner

PIMENTA Larissa (BRA) by Ippon in 2:55

beat DE JESUS Diana (DOM)

Competitors

Colour	Name	NOC Code	WRL
White:	PIMENTA Larissa	BRA	3
Blue:	DE JESUS Diana	DOM	11

Scores

Name	NOC Code	Ippon	Waza-ari	Shido	Time
PIMENTA Larissa	BRA	1	0	0	2:55
DE JESUS Diana	DOM	0	0	S1	

Techniques

Time	Score/Penalty	Who
0:21	Waza-Ari	BRA
2:04	1 Shido	DOM
2:55	Waza-Ari	BRA
2:55	Ippon	BRA

Referee/Judges

Referee:	11	LUCAS Guillermo	ARG
Judge:	12	FERNANDEZ Gabriela	URU
Judge:	10	BERNIER Louis	CAN

Outcome

PIMENTA Larissa (BRA)	will continue competition in Semi-final
DE JESUS Diana (DOM)	will continue competition in Repechage

Legend:
WRL World Ranking List

RESULTADOS DEL COMBATE
CONTEST RESULTS

Winner

DE JESUS Diana (DOM) by Waza-Ari in 4:00

beat BESSON Marie (CAN)

Competitors

Colour	Name	NOC Code	WRL
White:	DE JESUS Diana	DOM	11
Blue:	BESSON Marie	CAN	6

Scores

Name	NOC Code	Ippon	Waza-ari	Shido	Time
DE JESUS Diana	DOM	0	1	S1	4:00
BESSON Marie	CAN	0	0	S1	

Techniques

Time	Score/Penalty	Who
1:00	1 Shido	CAN
1:12	Waza-Ari	DOM
3:42	1 Shido	DOM

Referee/Judges

Referee:	9	GARCIA Everardo	MEX
Judge:	13	CAMACHO Ivan	PER
Judge:	8	DOS SANTOS Mariano	BRA

Outcome

DE JESUS Diana (DOM)	will continue competition in Bronze Medals
BESSON Marie (CAN)	end of competition, ranked 7th

Legend:
WRL World Ranking List

POLIDEPORTIVO 1
SPORT CENTER 1

JUE THU
8 AUG 2019

JUDO
JUDO

FEMENINO -52 KG
WOMEN'S -52 KG

TATAMI 1 - COMBATE 23
MAT 1 - CONTEST 23

RESULTADOS DEL COMBATE
CONTEST RESULTS

Winner

ACOSTA B. Nahomys (CUB) by Waza-Ari in 4:30(GS)

beat DE JESUS Diana (DOM)

Competitors

Colour	Name	NOC Code	WRL
White:	DE JESUS Diana	DOM	11
Blue:	ACOSTA B. Nahomys	CUB	6

Scores

Name	NOC Code	Ippon	Waza-ari	Shido	Time
DE JESUS Diana	DOM	0	0	S2	4:30(GS)
ACOSTA B. Nahomys	CUB	0	1	S1	

Techniques

Time	Score/Penalty	Who
1:20	1 Shido	CUB
2:24	1 Shido	DOM
3:15	2 Shidos	DOM
0:30 (GS)	Waza-Ari	CUB

Referee/Judges

Referee:	9	GARCIA Everardo	MEX
Judge:	7	HILL Omar	VEN
Judge:	2	DONALDSON Robert	USA

Outcome

ACOSTA B. Nahomys (CUB)	end of competition, ranked 3rd
DE JESUS Diana (DOM)	end of competition, ranked 5th

Legend:
GS Golden Score **WRL** World Ranking List

POLIDEPORTIVO 1
SPORT CENTER 1

JUE THU
8 AUG 2019

JUDO
JUDO

FEMENINO -52 KG
WOMEN'S -52 KG

LISTA DE COMBATES
CONTEST LIST

Number of Judokas: 9

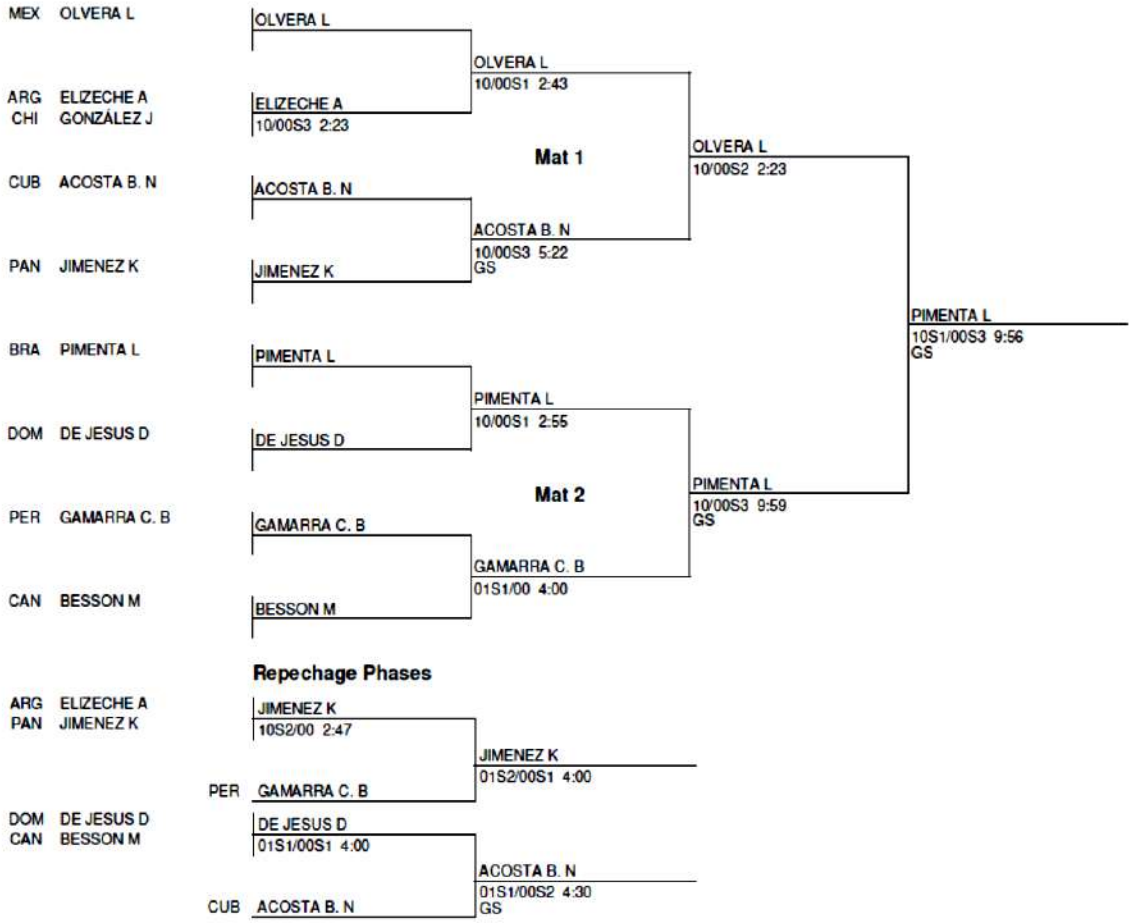

Legend:	nnSP/kkSP VVV MM:SS GS
nn:	IPP and WAZ for winner
kk:	IPP and WAZ for loser
P:	Penalties (1,2,3 or H'X for direct Hansoku Make)
VVV:	Winning Technique
MM:SS	Winning Time
GS	Golden Score

CLASSIFICATION

1	PIMENTA L	BRA
2	OLVERA L	MEX
3	JIMENEZ K	PAN
3	ACOSTA B. N	CUB
5	GAMARRA C. B	PER
5	DE JESUS D	DOM
7	ELIZECHE A	ARG
7	BESSON M	CAN

57 Kilogramos Femenino

POLIDEPORTIVO 1
SPORT CENTER 1

JUDO
JUDO

FEMENINO -57 KG
WOMEN'S -57 KG

LISTA DE PARTICIPANTES POR CATEGORÍA DE PESO As of 8 AUG 2019
ENTRY LIST BY WEIGHT CATEGORY

NOC	Name	Date of Birth	Height m / ft in
ARU - Aruba	PETROCCHI Sophia	9 DEC 2002	
BAH - Bahamas	RAHMING Cynthia	22 MAY 1994	1.75 / 5'9"
BRA - Brazil	SILVA Rafaela	24 APR 1992	1.69 / 5'7"
COL - Colombia	AMARIS Yadinys	1 APR 1984	
CUB - Cuba	DORVIGNY Anailys	24 OCT 1991	
DOM - Dominican Republic	ROSA Ana	2 DEC 1997	1.70 / 5'7"
MEX - Mexico	GARCIA Elizabeth	21 DEC 1994	1.65 / 5'5"
PAN - Panama	ROPER Miryam	26 JUN 1982	
PER - Peru	ARANGO M. Kiara	4 JAN 1997	
USA - United States of America	FULGENTES Amelia	8 JUN 1993	1.85 / 6'1"

Total Number of Judokas: 10

POLIDEPORTIVO 1
SPORT CENTER 1

VIE FRI
9 AUG 2019

JUDO
JUDO

FEMENINO -57 KG
WOMEN'S -57 KG

TATAMI 1 - COMBATE 7
MAT 1 - CONTEST 7

RESULTADOS DEL COMBATE
CONTEST RESULTS

Winner

ROSA Ana (DOM) by Ippon in 3:55
beat ARANGO M. Kiara (PER)

Competitors

Colour	Name	NOC Code	WRL
White:	ROSA Ana	DOM	2
Blue:	ARANGO M. Kiara	PER	10

Scores

Name	NOC Code	Ippon	Waza-ari	Shido	Time
ROSA Ana	DOM	1	0	S1	3:55
ARANGO M. Kiara	PER	0	0	S1	

Techniques

Time	Score/Penalty	Who
2:09	1 Shido	PER
2:28	1 Shido	DOM
3:41	Waza-Ari	DOM
3:55	Waza-Ari	DOM
3:55	Ippon	DOM

Referee/Judges

Referee:	1	ROCHA Jeferson	BRA
Judge:	4	ROSQUET Wilian	CUB
Judge:	7	HILL Omar	VEN

Outcome

ROSA Ana (DOM)	will continue competition in Semi-final
ARANGO M. Kiara (PER)	will continue competition in Repechage

Legend:
WRL World Ranking List

POLIDEPORTIVO 1
SPORT CENTER 1

VIE FRI
9 AUG 2019

JUDO
JUDO

FEMENINO -57 KG
WOMEN'S -57 KG

TATAMI 1 - COMBATE 14
MAT 1 - CONTEST 14

RESULTADOS DEL COMBATE
CONTEST RESULTS

Winner

ROSA Ana (DOM) by Ippon in 4:00
beat **ROPER Miryam (PAN)**

Competitors

Colour	Name	NOC Code	WRL
White:	ROSA Ana	DOM	2
Blue:	ROPER Miryam	PAN	6

Scores

Name	NOC Code	Ippon	Waza-ari	Shido	Time
ROSA Ana	DOM	1	0	S2	4:00
ROPER Miryam	PAN	0	0	S1	

Techniques

Time	Score/Penalty	Who
1:04	1 Shido	DOM
1:04	1 Shido	PAN
1:55	Waza-Ari	DOM
3:43	2 Shidos	DOM
4:00	Waza-Ari	DOM
4:00	Ippon	DOM

Referee/Judges

Referee:	4	ROSQUET Wilian	CUB
Judge:	5	HERRERA D. Claudia	PUR
Judge:	7	HILL Omar	VEN

Outcome

ROSA Ana (DOM) will continue competition in Gold Medal
ROPER Miryam (PAN) will continue competition in Bronze Medals

Legend:
WRL World Ranking List

POLIDEPORTIVO 1
SPORT CENTER 1

VIE FRI
9 AUG 2019

JUDO
JUDO

FEMENINO -57 KG
WOMEN'S -57 KG

TATAMI 1 - COMBATE 21
MAT 1 - CONTEST 21

RESULTADOS DEL COMBATE
CONTEST RESULTS

Winner

SILVA Rafaela (BRA) by Ippon in 1:22
beat ROSA Ana (DOM)

Competitors

Colour	Name	NOC Code	WRL
White:	ROSA Ana	DOM	2
Blue:	SILVA Rafaela	BRA	4

Scores

Name	NOC Code	Ippon	Waza-ari	Shido	Time
ROSA Ana	DOM	0	0	0	1:22
SILVA Rafaela	BRA	1	1	0	

Techniques

Time	Score/Penalty	Who
0:44	Waza-Ari	BRA
1:22	Ippon	BRA

Referee/Judges

Referee:	7	HILL Omar	VEN
Judge:	13	CAMACHO Ivan	PER
Judge:	9	GARCIA Everardo	MEX

Outcome

SILVA Rafaela (BRA)	end of competition, ranked 1st
ROSA Ana (DOM)	end of competition, ranked 2nd

Legend:
WRL World Ranking List

POLIDEPORTIVO 1
SPORT CENTER 1

VIE FRI
9 AUG 2019

JUDO
JUDO

FEMENINO -57 KG
WOMEN'S -57 KG

LISTA DE COMBATES
CONTEST LIST

Number of Judokas: 10

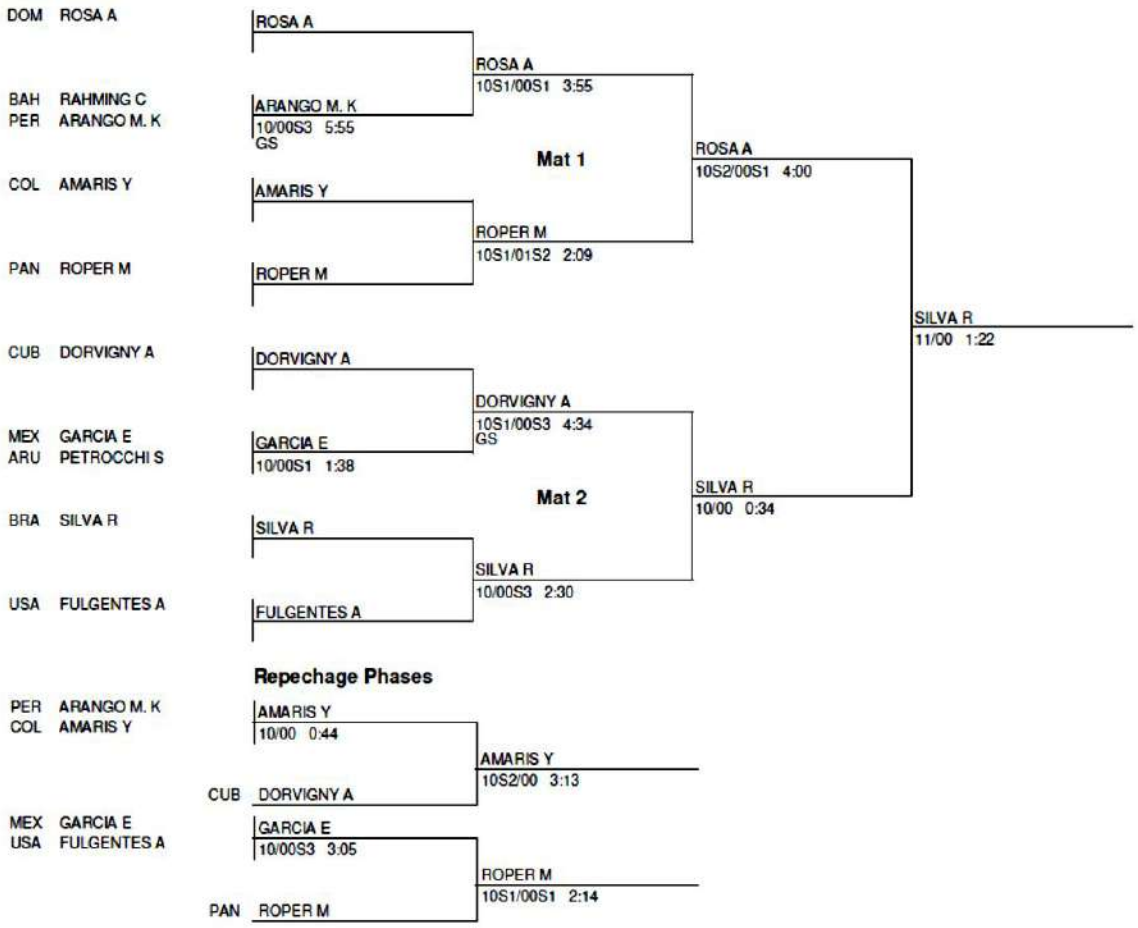

Legend:	nnSP/kkSP VVV MM:SS GS
nn:	IPP and WAZ for winner
kk:	IPP and WAZ for loser
P:	Penalties (1,2,3 or H/X for direct Hansoku Make)
VVV:	Winning Technique
MM:SS	Winning Time
GS	Golden Score

CLASSIFICATION

1	SILVA R	BRA
2	ROSA A	DOM
3	AMARIS Y	COL
3	ROPER M	PAN
5	DORVIGNY A	CUB
5	GARCIA E	MEX
7	ARANGO M. K	PER
7	FULGENTES A	USA



POLIDEPORTIVO 1
SPORT CENTER 1

VIE FRI
9 AUG 2019
17:25

JUDO
JUDO

FEMENINO -57 KG
WOMEN'S -57 KG





MEDALLISTAS
MEDALLISTS

Medal	Name	NOC
GOLD	SILVA Rafaela	BRA - Brazil
SILVER	ROSA Ana	DOM - Dominican Republic
BRONZE	AMARIS Yadinys	COL - Colombia
BRONZE	ROPER Miryam	PAN - Panama



KARATE

Delegación de Karate

Nombre	Función
Franchel Velázquez Oviedo	Atleta
María Valerieva Dimitrova	Atleta
Sasha Serena Rodríguez	Atleta
Ana Josefa Villanueva Fabián	Atleta
Karina Alexandra Díaz Medina	Atleta
Tanya Gisell Rodríguez Medina	Atleta
Pamela Rodríguez Ogando	Atleta
Deivis Gabriel Ferreras Feliz	Atleta
Anel Castillo Pichardo	Atleta
Anderson Antonio Soriano Solano	Atleta
Julio Marte Marte	Entrenador
Antonio Volquez Carrasco	Entrenador
Juan Carlos Valdez Báez	Entrenador
Yunieski Silverio Castillo	Entrenador
Severiano Rosa	Delegado

Kumite 67 Kilogramos Masculino

POLIDEPORTIVO VILLA EL SALVADOR
VILLA EL SALVADOR SPORT CENTER

DOM SUN
11 AUG 2019
11:55

KARATE
KARATE

MASCULINO HASTA 67KG
MEN'S UNDER 67KG

LISTA DE PARTICIPANTES POR EVENTO As of 8 AUG 2019
ENTRY LIST BY EVENT

NOC	Name	Date of Birth
ARU - Aruba	LINDELAUF Jolano Friecilla	6 APR 1996
BRA - Brazil	FIGUEIRA Vinicius	15 APR 1991
CHI - Chile	VELOZO Camilo	2 FEB 1996
CUB - Cuba	NORIEGA Maikel Alejandro	31 MAY 1995
DOM - Dominican Republic	FERRERAS Deivis	24 AUG 1989
MEX - Mexico	RODRÍGUEZ Jesus Leonardo	25 NOV 1995
PER - Peru	AVILA Andhi	30 APR 1999
VEN - Venezuela	MADERA DELGADO Andres	6 JUN 1988

POLIDEPORTIVO VILLA EL SALVADOR
VILLA EL SALVADOR SPORT CENTER

DOM SUN
11 AUG 2019
11:27

KARATE
KARATE

MASCULINO HASTA 67KG
MEN'S UNDER 67KG

TODOS CONTRA TODOS, COMBATE 41
ROUND ROBIN, BOUT 41

RESULTADO DE COMBATE
BOUT RESULTS

FIGUEIRA Vinicius (BRA) defeated FERRERAS Deivis (DOM) PTS 0:6

Colour	Name	NOC Code	Points			Category 1				Category 2				Points	Winner
			YU	WA	IP	C	K	HC	H	C	K	HC	H		
Aka (Red)	FERRERAS Deivis	DOM								X	X	X		0	
Ao (Blue)	FIGUEIRA Vinicius	BRA	2	2						X				6	X

Time	Points	Score	Points	Time
		0 : 2	Waza-ari	2:17
		0 : 3	Yuko	0:38
		0 : 5	Waza-ari	0:10
		0 : 6	Yuko	0:03

POLIDEPORTIVO VILLA EL SALVADOR
VILLA EL SALVADOR SPORT CENTER

DOM SUN
11 AUG 2019
12:23

KARATE
KARATE

MASCULINO HASTA 67KG
MEN'S UNDER 67KG

TODOS CONTRA TODOS, COMBATE 54
ROUND ROBIN, BOUT 54

RESULTADO DE COMBATE
BOUT RESULTS

FERRERAS Deivis (DOM) defeated LINDELAUF Jolano Friecilla (ARU) PTS 1:7

Colour	Name	NOC Code	Points			Category 1				Category 2				Points	Winner
			YU	WA	IP	C	K	HC	H	C	K	HC	H		
Aka (Red)	LINDELAUF Jolano Friecilla	ARU	1											1	
Ao (Blue)	FERRERAS Deivis	DOM	4		1					X				7	X

Time	Points	Score		Points	Time
		0 : 1	Yuko		2:25
		0 : 2	Yuko		2:15
		0 : 3	Yuko		1:53
1:42	Yuko	1 : 3			
		1 : 6	Ippon		0:56
		1 : 7	Yuko		0:37

POLIDEPORTIVO VILLA EL SALVADOR
VILLA EL SALVADOR SPORT CENTER

DOM SUN
11 AUG 2019
14:20

KARATE
KARATE

MASCULINO HASTA 67KG
MEN'S UNDER 67KG

SEMIFINALES, COMBATE 63
SEMIFINAL, BOUT 63

RESULTADO DE COMBATE
BOUT RESULTS

MADERA DELGADO Andres (VEN) defeated FERRERAS Deivis (DOM) HAN 1:1

Colour	Name	NOC Code	Points			Category 1				Category 2				Points	Winner
			YU	WA	IP	C	K	HC	H	C	K	HC	H		
Aka (Red)	MADERA DELGADO Andres	VEN	1							X	X			1	X
Ao (Blue)	FERRERAS Deivis	DOM	1							X	X	X		1	

Time	Points	Score		Points	Time
1:12	Yuko	1 : 0			
		1 : 1	Yuko		1:12

RESUMEN DEL EVENTO As of 11 AUG 2019

EVENT SUMMARY

Round Robin

Pool A		NOC	VEN	CHI	CUB	PER	Bouts	W	D	L	Points	Score			
Rank	Name	Code										Total	Yuko	Waza-ari	Ippon
1	MADERA DELGADO A	VEN	-----	5:4	5:1	0:0	3	3	0	0	9	10 : 5	4 : 2	0 : 0	2 : 1
2	VELOZO C	CHI	4:5	-----	4:0	0:0	3	2	0	1	6	8 : 5	2 : 2	0 : 0	2 : 1
3	NORIEGA MA	CUB	1:5	0:4	-----	0:0	3	1	0	2	3	1 : 9	1 : 3	0 : 0	0 : 2
4	AVILA A	PER	0:0	0:0	0:0	-----	3	0	0	3	0	0 : 0	0 : 0	0 : 0	0 : 0

Pool B		NOC	BRA	DOM	MEX	ARU	Bouts	W	D	L	Points	Score			
Rank	Name	Code										Total	Yuko	Waza-ari	Ippon
1	FIGUEIRA V	BRA	-----	6:0	1:0	8:0	3	3	0	0	9	15 : 0	5 : 0	2 : 0	2 : 0
2	FERRERAS D	DOM	0:6	-----	1:0	7:1	3	2	0	1	6	8 : 7	5 : 3	0 : 2	1 : 0
3	RODRÍGUEZ JL	MEX	0:1	0:1	-----	7:0	3	1	0	2	3	7 : 2	4 : 2	0 : 0	1 : 0
4	LINDELAUF J	ARU	0:8	1:7	0:7	-----	3	0	0	3	0	1 : 22	1 : 10	0 : 0	0 : 4

Semifinal **Final**



Date	Start Time	Competitors			Match Phase	Result
SUN 11 AUG	14:20	MADERA DELGADO A(VEN)	Vs.	FERRERAS D(DOM)	Semifinal	HAN 1:1
	14:30	VELOZO C(CHI)	Vs.	FIGUEIRA V(BRA)	Semifinal	PTS 7:4
	15:20	MADERA DELGADO A(VEN)	Vs.	VELOZO C(CHI)	Final	HAN 0:0

Final Standings

Medal	Rank	Name	NOC
Gold	1	MADERA DELGADO Andres	VEN
Silver	2	VELOZO Camilo	CHI
Bronze	3	FERRERAS Deivis	DOM
Bronze	3	FIGUEIRA Vinicius	BRA
	-	NORIEGA Maikel Alejandro	CUB
	-	RODRÍGUEZ Jesus Leonardo	MEX
	-	AVILA Andhi	PER
	-	LINDELAUF Jolano Friecilla	ARU

Legend:
HAN Won by Hantei KIK Won by Kiken PTS Won by Points

POLIDEPORTIVO VILLA EL SALVADOR
VILLA EL SALVADOR SPORT CENTER

DOM SUN
11 AUG 2019
15:20

KARATE
KARATE

MASCULINO HASTA 67KG
MEN'S UNDER 67KG

MEDALLISTAS
MEDALLISTS

Medal	Name	NOC
GOLD	MADERA DELGADO Andres	VEN - Venezuela
SILVER	VELOZO Camilo	CHI - Chile
BRONZE	FERRERAS Deivis	DOM - Dominican Republic
BRONZE	FIGUEIRA Vinicius	BRA - Brazil

Kumite 75 Kilogramos Masculino

POLIDEPORTIVO VILLA EL SALVADOR
VILLA EL SALVADOR SPORT CENTER

DOM SUN
11 AUG 2019
10:15

KARATE
KARATE

MASCULINO HASTA 75KG
MEN'S UNDER 75KG

LISTA DE PARTICIPANTES POR EVENTO As of 8 AUG 2019

ENTRY LIST BY EVENT

NOC	Name	Date of Birth
BRA - Brazil	VERISSIMO Hernani	10 AUG 1995
CHI - Chile	CHARPENTIER Germán	13 AUG 1993
COL - Colombia	LANDAZURI Juan	5 APR 1991
DOM - Dominican Republic	SORIANO Anderson	28 OCT 1995
GUA - Guatemala	MALDONADO Allan	22 MAY 1994
PER - Peru	VALDIVIA Jose	11 AUG 1998
USA - United States of America	SCOTT Thomas	9 JAN 1990
VEN - Venezuela	ORTUÑO Jhosed	14 SEP 1995

RESUMEN DEL EVENTO As of 11 AUG 2019

EVENT SUMMARY

Round Robin

Pool A		NOC	GUA	DOM	CHI	VEN	Bouts	W	D	L	Points	Score			
Rank	Name	Code										Total	Yuko	Waza-ari	Ippon
1	MALDONADO A	GUA	-----	3:0	3:0	HKW	3	2	1	0	7	6 : 0	6 : 0	0 : 0	0 : 0
2	SORIANO A	DOM	0:3	-----	6:2	6:3	3	2	0	1	6	12 : 8	3 : 8	0 : 0	3 : 0
3	CHARPENTIER G	CHI	0:3	2:6	-----	0:2	3	1	0	2	3	2 : 11	2 : 8	0 : 0	0 : 1
4	ORTUÑO J	VEN	HKW	3:6	2:0	-----	3	0	1	2	1	5 : 6	5 : 0	0 : 0	0 : 2

Pool B		NOC	USA	BRA	COL	PER	Bouts	W	D	L	Points	Score			
Rank	Name	Code										Total	Yuko	Waza-ari	Ippon
1	SCOTT T	USA	-----	4:1	1:1	3:0	3	3	0	0	9	8 : 2	4 : 2	2 : 0	0 : 0
2	VERISSIMO H	BRA	1:4	-----	2:0	7:0	3	2	0	1	6	10 : 4	10 : 2	0 : 1	0 : 0
3	LANDAZURI J	COL	1:1	0:2	-----	HKW	3	0	1	2	1	2 : 4	2 : 4	0 : 0	0 : 0
4	VALDIVIA J	PER	0:3	0:7	HKW	-----	3	0	1	2	1	1 : 11	1 : 9	0 : 1	0 : 0

Semifinal **Final**



Date	Start Time	Competitors			Match Phase	Result
SUN 11 AUG	13:40	MALDONADO A(GUA)	Vs.	VERISSIMO H(BRA)	Semifinal	PTS 2:4
	13:50	SORIANO A(DOM)	Vs.	SCOTT T(USA)	Semifinal	PTS 0:4
	15:00	VERISSIMO H(BRA)	Vs.	SCOTT T(USA)	Final	PTS 1:2

Final Standings

Medal	Rank	Name	NOC
Gold	1	SCOTT Thomas	USA
Silver	2	VERISSIMO Hernani	BRA
Bronze	3	MALDONADO Allan	GUA
Bronze	3	SORIANO Anderson	DOM
	-	CHARPENTIER Germán	CHI
	-	LANDAZURI Juan	COL
	-	VALDIVIA Jose	PER
	-	ORTUÑO Jhosed	VEN

Legend:
HAS Won by Hansoku **HKW** Hikiwake **PTS** Won by Points

MEDALLISTAS
MEDALLISTS

Medal	Name	NOC
GOLD	SCOTT Thomas	USA - United States of America
SILVER	VERISSIMO Hernani	BRA - Brazil
BRONZE	MALDONADO Allan	GUA - Guatemala
BRONZE	SORIANO Anderson	DOM - Dominican Republic

Kumite +84 Kilogramos Masculino

POLIDEPORTIVO VILLA EL SALVADOR
VILLA EL SALVADOR SPORT CENTER

SÁB SAT
10 AUG 2019
14:00

KARATE
KARATE

MASCULINO MÁS DE 84KG
MEN'S OVER 84KG

LISTA DE PARTICIPANTES POR EVENTO As of 8 AUG 2019
ENTRY LIST BY EVENT

NOC	Name	Date of Birth
ARG - Argentina	PEREZ Agustin	8 NOV 1997
CAN - Canada	GAYSINSKY Daniel	3 SEP 1994
CHI - Chile	ROJAS Rodrigo	11 JUN 1990
COL - Colombia	LENIS Diego	4 FEB 1990
DOM - Dominican Republic	CASTILLO Anel	31 DEC 1992
ECU - Ecuador	MINA Franklin	11 MAR 1987
PER - Peru	BELTRAN Jorge	13 JUN 1988
USA - United States of America	IRR Brian	17 JUL 1988

POLIDEPORTIVO VILLA EL SALVADOR
VILLA EL SALVADOR SPORT CENTER

SÁB SAT
10 AUG 2019
14:00

KARATE
KARATE

MASCULINO MÁS DE 84KG
MEN'S OVER 84KG

TODOS CONTRA TODOS, COMBATE 38
ROUND ROBIN, BOUT 38

RESULTADO DE COMBATE
BOUT RESULTS

GAYSINSKY Daniel (CAN) defeated CASTILLO Anel (DOM) PTS 0:3

Colour	Name	NOC Code	Points			Category 1				Category 2				Points	Winner
			YU	WA	IP	C	K	HC	H	C	K	HC	H		
Aka (Red)	CASTILLO Anel	DOM								X				0	
Ao (Blue)	GAYSINSKY Daniel	CAN	3											3	X

Time	Points	Score		Points	Time
		0 : 1	Yuko		1:36
		0 : 2	Yuko		1:13
		0 : 3	Yuko		0:49

POLIDEPORTIVO VILLA EL SALVADOR
VILLA EL SALVADOR SPORT CENTER

SÁB SAT
10 AUG 2019
14:14

KARATE
KARATE

MASCULINO MÁS DE 84KG
MEN'S OVER 84KG

TODOS CONTRA TODOS, COMBATE 42
ROUND ROBIN, BOUT 42

RESULTADO DE COMBATE
BOUT RESULTS

PEREZ Agustin (ARG) defeated CASTILLO Anel (DOM) PTS 3:4

Colour	Name	NOC Code	Points			Category 1				Category 2				Points	Winner
			YU	WA	IP	C	K	HC	H	C	K	HC	H		
Aka (Red)	CASTILLO Anel	DOM	3							X				3	
Ao (Blue)	PEREZ Agustin	ARG	4							X	X	X		4	X

Time	Points	Score	Points	Time
		0 : 1	Yuko	2:44
2:44	Yuko	1 : 1		
		1 : 2	Yuko	2:28
2:07	Yuko	2 : 2		
		2 : 3	Yuko	1:38
		2 : 4	Yuko	1:10
1:09	Yuko	3 : 4		

POLIDEPORTIVO VILLA EL SALVADOR
VILLA EL SALVADOR SPORT CENTER

SÁB SAT
10 AUG 2019
14:28

KARATE
KARATE

MASCULINO MÁS DE 84KG
MEN'S OVER 84KG

TODOS CONTRA TODOS, COMBATE 46
ROUND ROBIN, BOUT 46

RESULTADO DE COMBATE
BOUT RESULTS

IRR Brian (USA) defeated CASTILLO Anel (DOM) PTS 0:1

Colour	Name	NOC Code	Points			Category 1				Category 2				Points	Winner
			YU	WA	IP	C	K	HC	H	C	K	HC	H		
Aka (Red)	CASTILLO Anel	DOM								X	X			0	
Ao (Blue)	IRR Brian	USA	1							X	X			1	X

Time	Points	Score	Points	Time
		0 : 1	Yuko	0:53

RESUMEN DEL EVENTO As of 10 AUG 2019

EVENT SUMMARY

Round Robin

Pool A		NOC										Score			
Rank	Name	Code	CHI	COL	ECU	PER	Bouts	W	D	L	Points	Total	Yuko	Waza-ari	Ippon
1	ROJAS R	CHI	-----	1:1	1:0	8:0	3	3	0	0	9	10 : 1	4 : 1	0 : 0	2 : 0
2	LENIS D	COL	1:1	-----	2:1	6:0	3	2	0	1	6	9 : 2	6 : 2	0 : 0	1 : 0
3	MINA F	ECU	0:1	1:2	-----	1:0	3	1	0	2	3	2 : 3	2 : 3	0 : 0	0 : 0
4	BELTRAN J	PER	0:8	0:6	0:1	-----	3	0	0	3	0	0 : 15	0 : 6	0 : 0	0 : 3

Pool B		NOC										Score			
Rank	Name	Code	CAN	USA	ARG	DOM	Bouts	W	D	L	Points	Total	Yuko	Waza-ari	Ippon
1	GAYSINSKY D	CAN	-----	HKW	4:1	3:0	3	2	1	0	7	7 : 1	4 : 1	0 : 0	1 : 0
2	IRR B	USA	HKW	-----	4:1	1:0	3	2	1	0	7	5 : 1	5 : 1	0 : 0	0 : 0
3	PEREZ A	ARG	1:4	1:4	-----	4:3	3	1	0	2	3	6 : 11	6 : 8	0 : 0	0 : 1
4	CASTILLO A	DOM	0:3	0:1	3:4	-----	3	0	0	3	0	3 : 8	3 : 8	0 : 0	0 : 0

Semifinal **Final**



Date	Start Time	Competitors			Match Phase	Result
SAT 10 AUG	17:00	ROJAS R(CHI)	Vs.	IRR B(USA)	Semifinal	PTS 1:2
	17:10	LENIS D(COL)	Vs.	GAYSINSKY D(CAN)	Semifinal	PTS 0:8
	18:05	IRR B(USA)	Vs.	GAYSINSKY D(CAN)	Final	PTS 5:0

Final Standings

Medal	Rank	Name	NOC
Gold	1	IRR Brian	USA
Silver	2	GAYSINSKY Daniel	CAN
Bronze	3	ROJAS Rodrigo	CHI
Bronze	3	LENIS Diego	COL
	-	CASTILLO Anel	DOM
	-	PEREZ Agustin	ARG
	-	MINA Franklin	ECU
	-	BELTRAN Jorge	PER

Legend:
HKW Hikiwake PTS Won by Points

Kumite 50 Kilogramos Femenino

POLIDEPORTIVO VILLA EL SALVADOR
VILLA EL SALVADOR SPORT CENTER

SÁB SAT
10 AUG 2019
10:00

KARATE
KARATE

FEMENINO HASTA 50KG
WOMEN'S UNDER 50KG

LISTA DE PARTICIPANTES POR EVENTO As of 8 AUG 2019
ENTRY LIST BY EVENT

NOC	Name	Date of Birth
ARG - Argentina	BENITEZ Yamila	10 AUG 1993
BRA - Brazil	DE PAULA Jessica	23 OCT 1997
DOM - Dominican Republic	VILLANUEVA FABIAN Ana	20 MAR 1982
GUA - Guatemala	GONZALEZ Cheili	21 NOV 1980
MEX - Mexico	HERNÁNDEZ Alicia	14 AUG 1990
PAR - Paraguay	SERVIN Leyla	23 DEC 1996
PER - Peru	RODRIGUEZ Selene Eliset	20 NOV 1997
USA - United States of America	NISHI Shannon	6 MAR 1985

POLIDEPORTIVO VILLA EL SALVADOR
VILLA EL SALVADOR SPORT CENTER

SÁB SAT
10 AUG 2019
11:00

KARATE
KARATE

FEMENINO HASTA 50KG
WOMEN'S UNDER 50KG

TODOS CONTRA TODOS, COMBATE 2
ROUND ROBIN, BOUT 2

RESULTADO DE COMBATE
BOUT RESULTS

HERNÁNDEZ Alicia (MEX) defeated VILLANUEVA FABIAN Ana (DOM) SEN

Colour	Name	NOC Code	Points			Category 1				Category 2				Points	Winner
			YU	WA	IP	C	K	HC	H	C	K	HC	H		
Aka (Red)	VILLANUEVA FABIAN Ana	DOM	2											2	
Ao (Blue)	HERNÁNDEZ Alicia	MEX	2							X				2	X

Time	Points	Score		Points	Time
		0 : 1	Yuko	(Senshu)	2:26
		0 : 2	Yuko		1:01
0:31	Yuko	1 : 2			
2:07	Yuko	2 : 2			

POLIDEPORTIVO VILLA EL SALVADOR
VILLA EL SALVADOR SPORT CENTER

SÁB SAT
10 AUG 2019
11:14

KARATE
KARATE

FEMENINO HASTA 50KG
WOMEN'S UNDER 50KG

TODOS CONTRA TODOS, COMBATE 6
ROUND ROBIN, BOUT 6

RESULTADO DE COMBATE
BOUT RESULTS

GONZALEZ Cheili (GUA) defeated VILLANUEVA FABIAN Ana (DOM) PTS 0:1

Colour	Name	NOC Code	Points			Category 1				Category 2				Points	Winner
			YU	WA	IP	C	K	HC	H	C	K	HC	H		
Aka (Red)	VILLANUEVA FABIAN Ana	DOM								X	X	X		0	
Ao (Blue)	GONZALEZ Cheili	GUA	1							X	X	X		1	X

Time	Points	Score	Points	Time
		0 : 1	Yuko (Senshu)	0:47

POLIDEPORTIVO VILLA EL SALVADOR
VILLA EL SALVADOR SPORT CENTER

SÁB SAT
10 AUG 2019
11:28

KARATE
KARATE

FEMENINO HASTA 50KG
WOMEN'S UNDER 50KG

TODOS CONTRA TODOS, COMBATE 10
ROUND ROBIN, BOUT 10

RESULTADO DE COMBATE
BOUT RESULTS

VILLANUEVA FABIAN Ana (DOM) defeated SERVIN Leyla (PAR) PTS 4:0

Colour	Name	NOC Code	Points			Category 1				Category 2				Points	Winner
			YU	WA	IP	C	K	HC	H	C	K	HC	H		
Aka (Red)	VILLANUEVA FABIAN Ana	DOM	1		1					X	X			4	X
Ao (Blue)	SERVIN Leyla	PAR								X	X			0	

Time	Points	Score	Points	Time
2:04	Ippon	3 : 0		
2:44	Yuko (Senshu)	4 : 0		

RESUMEN DEL EVENTO As of 10 AUG 2019

EVENT SUMMARY

Round Robin

Pool A		NOC	USA	BRA	PER	ARG	Bouts	W	D	L	Points	Score			
Rank	Name	Code										Total	Yuko	Waza-ari	Ippon
1	NISHI S	USA	-----	1:0	3:1	3:0	3	3	0	0	9	7 : 1	5 : 1	1 : 0	0 : 0
2	DE PAULA J	BRA	0:1	-----	5:3	6:0	3	2	0	1	6	11 : 4	5 : 4	0 : 0	2 : 0
3	RODRIGUEZ SE	PER	1:3	3:5	-----	7:1	3	1	0	2	3	11 : 9	5 : 6	3 : 0	0 : 1
4	BENITEZ Y	ARG	0:3	0:6	1:7	-----	3	0	0	3	0	1 : 16	1 : 5	0 : 4	0 : 1

Pool B		NOC	MEX	GUA	DOM	PAR	Bouts	W	D	L	Points	Score			
Rank	Name	Code										Total	Yuko	Waza-ari	Ippon
1	HERNÁNDEZ A	MEX	-----	2:0	2:2	1:0	3	3	0	0	9	5 : 2	5 : 2	0 : 0	0 : 0
2	GONZALEZ C	GUA	0:2	-----	1:0	4:0	3	2	0	1	6	5 : 2	2 : 2	0 : 0	1 : 0
3	VILLANUEVA F. A	DOM	2:2	0:1	-----	4:0	3	1	0	2	3	6 : 3	3 : 3	0 : 0	1 : 0
4	SERVIN L	PAR	0:1	0:4	0:4	-----	3	0	0	3	0	0 : 9	0 : 3	0 : 0	0 : 2

Semifinal **Final**



Date	Start Time	Competitors			Match Phase	Result
SAT 10 AUG	15:40	NISHI S(USA)	Vs.	GONZALEZ C(GUA)	Semifinal	PTS 3:2
	15:50	DE PAULA J(BRA)	Vs.	HERNÁNDEZ A(MEX)	Semifinal	PTS 1:2
	17:25	NISHI S(USA)	Vs.	HERNÁNDEZ A(MEX)	Final	PTS 2:0

Final Standings

Medal	Rank	Name	NOC
Gold	1	NISHI Shannon	USA
Silver	2	HERNÁNDEZ Alicia	MEX
Bronze	3	GONZALEZ Cheili	GUA
Bronze	3	DE PAULA Jessica	BRA
	-	VILLANUEVA FABIAN Ana	DOM
	-	SERVIN Leyla	PAR
	-	BENITEZ Yamila	ARG
	-	RODRIGUEZ Selene Eliset	PER

Legend:
PTS Won by Points

Kumite 61 Kilogramos Femenino

POLIDEPORTIVO VILLA EL SALVADOR
VILLA EL SALVADOR SPORT CENTER

SÁB SAT
10 AUG 2019
14:50

KARATE
KARATE

FEMENINO HASTA 61KG
WOMEN'S UNDER 61KG

LISTA DE PARTICIPANTES POR EVENTO As of 8 AUG 2019

ENTRY LIST BY EVENT

NOC	Name	Date of Birth
BRA - Brazil	DOS SANTOS Érica	14 APR 1988
CAN - Canada	JUMAA Haya	8 NOV 1993
DOM - Dominican Republic	DIAZ MEDINA Karina	21 AUG 1987
ECU - Ecuador	FACTOS Jacqueline	20 APR 1985
MEX - Mexico	CABALLERO Xhunashi	1 NOV 1989
PER - Peru	GRANDE Alexandra	5 FEB 1990
USA - United States of America	HILL Ashley	11 FEB 1988
VEN - Venezuela	GARCES SEQUERA Claudymar	2 OCT 1998

POLIDEPORTIVO VILLA EL SALVADOR
VILLA EL SALVADOR SPORT CENTER

SÁB SAT
10 AUG 2019
15:04

KARATE
KARATE

FEMENINO HASTA 61KG
WOMEN'S UNDER 61KG

TODOS CONTRA TODOS, COMBATE 53
ROUND ROBIN, BOUT 53

RESULTADO DE COMBATE

BOUT RESULTS

DIAZ MEDINA Karina (DOM) defeated HILL Ashley (USA) PTS 0:1

Colour	Name	NOC Code	Points			Category 1				Category 2				Points	Winner
			YU	WA	IP	C	K	HC	H	C	K	HC	H		
Aka (Red)	HILL Ashley	USA												0	
Ao (Blue)	DIAZ MEDINA Karina	DOM	1							X	X	X		1	X

Time	Points	Score		Points	Time
		0 : 1	Yuko	(Senshu)	1:36

POLIDEPORTIVO VILLA EL SALVADOR
VILLA EL SALVADOR SPORT CENTER

SÁB SAT
10 AUG 2019
16:20

KARATE
KARATE

FEMENINO HASTA 61KG
WOMEN'S UNDER 61KG

SEMIFINALES, COMBATE 65
SEMIFINAL, BOUT 65

RESULTADO DE COMBATE
BOUT RESULTS

GARCES SEQUERA Claudymar (VEN) defeated DIAZ MEDINA Karina (DOM) PTS 0:5

Colour	Name	NOC Code	Points			Category 1				Category 2				Points	Winner
			YU	WA	IP	C	K	HC	H	C	K	HC	H		
Aka (Red)	DIAZ MEDINA Karina	DOM								X				0	
Ao (Blue)	GARCES SEQUERA Claudymar	VEN	2		1					X	X			5	X

Time	Points	Score		Points	Time
		0 : 1	Yuko	(Senshu)	2:15
		0 : 2	Yuko		1:53
		0 : 5	Ippon		0:06

POLIDEPORTIVO VILLA EL SALVADOR
VILLA EL SALVADOR SPORT CENTER

SÁB SAT
10 AUG 2019
15:25

KARATE
KARATE

FEMENINO HASTA 61KG
WOMEN'S UNDER 61KG

TODOS CONTRA TODOS, COMBATE 59
ROUND ROBIN, BOUT 59

RESULTADO DE COMBATE
BOUT RESULTS

DIAZ MEDINA Karina (DOM) defeated CABALLERO Xhunashi (MEX) SEN

Colour	Name	NOC Code	Points			Category 1				Category 2				Points	Winner
			YU	WA	IP	C	K	HC	H	C	K	HC	H		
Aka (Red)	CABALLERO Xhunashi	MEX	1							X				1	
Ao (Blue)	DIAZ MEDINA Karina	DOM	1							X				1	X

Time	Points	Score		Points	Time
		0 : 1	Yuko	(Senshu)	2:09
0:00	Yuko ~~(Senshu)~~	1 : 1			

POLIDEPORTIVO VILLA EL SALVADOR
VILLA EL SALVADOR SPORT CENTER

KARATE
KARATE

FEMENINO HASTA 61KG
WOMEN'S UNDER 61KG

RESUMEN DEL EVENTO As of 10 AUG 2019
EVENT SUMMARY

Round Robin

Pool A		NOC					Bouts	W	D	L	Points	Score			
Rank	Name	Code	DOM	MEX	CAN	USA						Total	Yuko	Waza-ari	Ippon
1	DIAZ MEDINA K	DOM	-----	1:1	HKW	1:0	3	2	1	0	7	2 : 1	2 : 1	0 : 0	0 : 0
2	CABALLERO X	MEX	1:1	-----	3:0	1:0	3	2	0	1	6	5 : 1	3 : 1	1 : 0	0 : 0
3	JUMAA H	CAN	HKW	0:3	-----	5:0	3	1	1	1	4	5 : 3	0 : 1	1 : 1	1 : 0
4	HILL A	USA	0:1	0:1	0:5	-----	3	0	0	3	0	0 : 7	0 : 2	0 : 1	0 : 1

Pool B		NOC					Bouts	W	D	L	Points	Score			
Rank	Name	Code	PER	VEN	BRA	ECU						Total	Yuko	Waza-ari	Ippon
1	GRANDE A	PER	-----	8:0	0:3	3:0	3	2	0	1	6	11 : 3	6 : 4	0 : 0	0 : 0
2	GARCES SEQUERA C	VEN	0:8	-----	HKW	4:3	3	1	1	1	4	4 : 11	5 : 4	0 : 1	0 : 0
3	DOS SANTOS É	BRA	3:0	HKW	-----	0:5	3	1	1	1	4	3 : 5	3 : 2	0 : 0	0 : 1
4	FACTOS J	ECU	0:3	3:4	5:0	-----	3	1	0	2	3	8 : 7	3 : 7	1 : 0	1 : 0

Semifinal **Final**



Date	Start Time	Competitors			Match Phase	Result
SAT 10 AUG	16:20	DIAZ MEDINA K(DOM)	Vs.	GARCES SEQUERA C(VEN)	Semifinal	PTS 0:5
	16:30	CABALLERO X(MEX)	Vs.	GRANDE A(PER)	Semifinal	PTS 0:3
	17:45	GARCES SEQUERA C(VEN)	Vs.	GRANDE A(PER)	Final	PTS 1:6

Final Standings

Medal	Rank	Name	NOC
Gold	1	GRANDE Alexandra	PER
Silver	2	GARCES SEQUERA Claudymar	VEN
Bronze	3	DIAZ MEDINA Karina	DOM
Bronze	3	CABALLERO Xhunashi	MEX
	-	HILL Ashley	USA
	-	DOS SANTOS Érica	BRA
	-	FACTOS Jacqueline	ECU
	-	JUMAA Haya	CAN

Legend:
HAS Won by Hansoku HKW Hikiwake PTS Won by Points

MEDALLISTAS
MEDALLISTS

Medal	Name	NOC
GOLD	GRANDE Alexandra	PER - Peru
SILVER	GARCES SEQUERA Claudymar	VEN - Venezuela
BRONZE	DIAZ MEDINA Karina	DOM - Dominican Republic
BRONZE	CABALLERO Xhunashi	MEX - Mexico

68 Kilogramos Femenino

POLIDEPORTIVO VILLA EL SALVADOR
VILLA EL SALVADOR SPORT CENTER

DOM SUN
11 AUG 2019
9:00

KARATE
KARATE

FEMENINO HASTA 68KG
WOMEN'S UNDER 68KG

LISTA DE PARTICIPANTES POR EVENTO As of 8 AUG 2019

ENTRY LIST BY EVENT

NOC	Name	Date of Birth
BRA - Brazil	SEPE Gabrielle	22 NOV 1996
CHI - Chile	LI Susana	20 MAY 1996
COL - Colombia	MOSQUERA Wendy Mary Ann	11 FEB 1995
CUB - Cuba	MARTÍNEZ Cirelys	7 JUN 1992
DOM - Dominican Republic	RODRIGUEZ Tanya	7 JUN 2000
PER - Peru	LOPEZ Gabriela	10 NOV 1996
USA - United States of America	MURPHY Cheryl	17 OCT 1978
VEN - Venezuela	CUERVO BAUTE Marianth	21 FEB 1997

POLIDEPORTIVO VILLA EL SALVADOR
VILLA EL SALVADOR SPORT CENTER

DOM SUN
11 AUG 2019
9:00

KARATE
KARATE

FEMENINO HASTA 68KG
WOMEN'S UNDER 68KG

TODOS CONTRA TODOS, COMBATE 1
ROUND ROBIN, BOUT 1

RESULTADO DE COMBATE

BOUT RESULTS

LI Susana (CHI) defeated RODRIGUEZ Tanya (DOM) PTS 2:4

Colour	Name	NOC Code	Points			Category 1				Category 2				Points	Winner
			YU	WA	IP	C	K	HC	H	C	K	HC	H		
Aka (Red)	RODRIGUEZ Tanya	DOM	2							X	X			2	
Ao (Blue)	LI Susana	CHI	4							X				4	X

Time	Points	Score		Points	Time
		0 : 1	Yuko		2:32
		0 : 2	Yuko		2:00
1:54	Yuko	1 : 2			
		1 : 3	Yuko		1:54
1:09	Yuko	2 : 3			
		2 : 4	Yuko		0:55

POLIDEPORTIVO VILLA EL SALVADOR
VILLA EL SALVADOR SPORT CENTER

DOM SUN
11 AUG 2019
9:28

KARATE
KARATE

FEMENINO HASTA 68KG
WOMEN'S UNDER 68KG

TODOS CONTRA TODOS, COMBATE 9
ROUND ROBIN, BOUT 9

RESULTADO DE COMBATE
BOUT RESULTS

RODRIGUEZ Tanya (DOM) defeated LOPEZ Gabriela (PER) PTS 6:1

Colour	Name	NOC Code	Points			Category 1				Category 2				Points	Winner
			YU	WA	IP	C	K	HC	H	C	K	HC	H		
Aka (Red)	RODRIGUEZ Tanya	DOM	4	1						X				6	X
Ao (Blue)	LOPEZ Gabriela	PER	1							X				1	

Time	Points	Score	Points	Time
1:46	Yuko	1 : 0		
		1 : 1	Yuko	1:46
1:02	Yuko (Senshu)	2 : 1		
0:20	Waza-ari	4 : 1		
0:08	Yuko	5 : 1		
0:03	Yuko	6 : 1		

POLIDEPORTIVO VILLA EL SALVADOR
VILLA EL SALVADOR SPORT CENTER

DOM SUN
11 AUG 2019
9:56

KARATE
KARATE

FEMENINO HASTA 68KG
WOMEN'S UNDER 68KG

TODOS CONTRA TODOS, COMBATE 17
ROUND ROBIN, BOUT 17

RESULTADO DE COMBATE
BOUT RESULTS

RODRIGUEZ Tanya (DOM) defeated MARTÍNEZ Cirelys (CUB) PTS 3:0

Colour	Name	NOC Code	Points			Category 1				Category 2				Points	Winner
			YU	WA	IP	C	K	HC	H	C	K	HC	H		
Aka (Red)	RODRIGUEZ Tanya	DOM			1					X	X	X		3	X
Ao (Blue)	MARTÍNEZ Cirelys	CUB								X				0	

Time	Points	Score	Points	Time
0:00	Ippon	3 : 0		

POLIDEPORTIVO VILLA EL SALVADOR
VILLA EL SALVADOR SPORT CENTER

DOM SUN
11 AUG 2019
13:00

KARATE
KARATE

FEMENINO HASTA 68KG
WOMEN'S UNDER 68KG

SEMIFINALES, COMBATE 55
SEMIFINAL, BOUT 55

RESULTADO DE COMBATE
BOUT RESULTS

RODRIGUEZ Tanya (DOM) defeated MOSQUERA Wendy Mary Ann (COL) SEN

Colour	Name	NOC Code	Points			Category 1				Category 2				Points	Winner
			YU	WA	IP	C	K	HC	H	C	K	HC	H		
Aka (Red)	RODRIGUEZ Tanya	DOM	3							X				3	X
Ao (Blue)	MOSQUERA Wendy Mary Ann	COL			1	X				X				3	

Time	Points	Score	Points	Time
2:09	Yuko	1 : 0		
1:36	Yuko	2 : 0		
1:18	Yuko	3 : 0		
		3 : 3	Ippon	0:53

POLIDEPORTIVO VILLA EL SALVADOR
VILLA EL SALVADOR SPORT CENTER

DOM SUN
11 AUG 2019
14:40

KARATE
KARATE

FEMENINO HASTA 68KG
WOMEN'S UNDER 68KG

FINAL, COMBATE 65
FINAL, BOUT 65

RESULTADO DE COMBATE
BOUT RESULTS

RODRIGUEZ Tanya (DOM) defeated LI Susana (CHI) PTS 4:1

Colour	Name	NOC Code	Points			Category 1				Category 2				Points	Winner
			YU	WA	IP	C	K	HC	H	C	K	HC	H		
Aka (Red)	RODRIGUEZ Tanya	DOM	4							X				4	X
Ao (Blue)	LI Susana	CHI	1							X				1	

Time	Points	Score	Points	Time
1:41	Yuko	1 : 0		
1:17	Yuko	2 : 0		
0:50	Yuko	3 : 0		
		3 : 1	Yuko	0:12
0:06	Yuko	4 : 1		

POLIDEPORTIVO VILLA EL SALVADOR
VILLA EL SALVADOR SPORT CENTER

KARATE
KARATE

FEMENINO HASTA 68KG
WOMEN'S UNDER 68KG

RESUMEN DEL EVENTO As of 11 AUG 2019
EVENT SUMMARY

Round Robin

Pool A		NOC	DOM	CHI	CUB	PER	Bouts	W	D	L	Points	Score			
Rank	Name	Code										Total	Yuko	Waza-ari	Ippon
1	RODRIGUEZ T	DOM	-----	2:4	3:0	6:1	3	2	0	1	6	11 : 5	6 : 5	1 : 0	1 : 0
2	LI S	CHI	4:2	-----	1:2	3:0	3	2	0	1	6	8 : 4	6 : 4	1 : 0	0 : 0
3	MARTÍNEZ C	CUB	0:3	2:1	-----	1:1	3	2	0	1	6	3 : 5	3 : 2	0 : 0	0 : 1
4	LOPEZ G	PER	1:6	0:3	1:1	-----	3	0	0	3	0	2 : 10	2 : 6	0 : 2	0 : 0

Pool B		NOC	VEN	COL	USA	BRA	Bouts	W	D	L	Points	Score			
Rank	Name	Code										Total	Yuko	Waza-ari	Ippon
1	CUERVO BAUTE M	VEN	-----	5:1	3:0	6:1	3	3	0	0	9	14 : 2	3 : 2	1 : 0	3 : 0
2	MOSQUERA WMA	COL	1:5	-----	1:0	7:0	3	2	0	1	6	9 : 5	4 : 0	1 : 1	1 : 1
3	MURPHY C	USA	0:3	0:1	-----	1:0	3	1	0	2	3	1 : 4	1 : 1	0 : 0	0 : 1
4	SEPE G	BRA	1:6	0:7	0:1	-----	3	0	0	3	0	1 : 14	1 : 6	0 : 1	0 : 2

Semifinal **Final**



Date	Start Time	Competitors			Match Phase	Result
SUN 11 AUG	13:00	RODRIGUEZ T(DOM)	Vs.	MOSQUERA WMA(COL)	Semifinal	SEN
	13:10	LI S(CHI)	Vs.	CUERVO BAUTE M(VEN)	Semifinal	SEN
	14:40	RODRIGUEZ T(DOM)	Vs.	LI S(CHI)	Final	PTS 4:1

Final Standings

Medal	Rank	Name	NOC
Gold	1	RODRIGUEZ Tanya	DOM
Silver	2	LI Susana	CHI
Bronze	3	MOSQUERA Wendy Mary Ann	COL
Bronze	3	CUERVO BAUTE Marianth	VEN
	-	MURPHY Cheryl	USA
	-	MARTÍNEZ Cirelys	CUB
	-	SEPE Gabrielle	BRA
	-	LOPEZ Gabriela	PER

Legend:
PTS Won by Points

MEDALLISTAS
MEDALLISTS

Medal	Name	NOC
GOLD	RODRIGUEZ Tanya	DOM - Dominican Republic
SILVER	LI Susana	CHI - Chile
BRONZE	MOSQUERA Wendy Mary Ann	COL - Colombia
BRONZE	CUERVO BAUTE Marianth	VEN - Venezuela

+68 Kilogramos Femenino

POLIDEPORTIVO VILLA EL SALVADOR
VILLA EL SALVADOR SPORT CENTER

DOM SUN
11 AUG 2019
9:50

KARATE
KARATE

FEMENINO MÁS DE 68KG
WOMEN'S OVER 68KG

LISTA DE PARTICIPANTES POR EVENTO As of 8 AUG 2019
ENTRY LIST BY EVENT

NOC	Name	Date of Birth
ARG - Argentina	CASTRO Valentina	26 AUG 1998
DOM - Dominican Republic	RODRIGUEZ OGANDO Pamela	6 FEB 1996
MEX - Mexico	QUINTAL Guadalupe	10 DEC 1994
PER - Peru	ACO Isabel Mallory	8 JAN 1994
USA - United States of America	LINGL Cirrus	2 NOV 1998
VEN - Venezuela	MOLINA Omaira	7 SEP 1991

POLIDEPORTIVO VILLA EL SALVADOR
VILLA EL SALVADOR SPORT CENTER

DOM SUN
11 AUG 2019
9:07

KARATE
KARATE

FEMENINO MÁS DE 68KG
WOMEN'S OVER 68KG

TODOS CONTRA TODOS, COMBATE 4
ROUND ROBIN, BOUT 4

RESULTADO DE COMBATE
BOUT RESULTS

RODRIGUEZ OGANDO Pamela (DOM) defeated ACO Isabel Mallory (PER) PTS 3:2

Colour	Name	NOC Code	Points			Category 1				Category 2				Points	Winner
			YU	WA	IP	C	K	HC	H	C	K	HC	H		
Aka (Red)	RODRIGUEZ OGANDO Pamela	DOM	3							X	X	X		3	X
Ao (Blue)	ACO Isabel Mallory	PER	2							X	X	X		2	

Time	Points	Score	Points	Time
		0 : 1	Yuko	2:26
2:26	Yuko	1 : 1		
1:21	Yuko	2 : 1		
		2 : 2	Yuko	1:09
0:36	Yuko	3 : 2		

POLIDEPORTIVO VILLA EL SALVADOR
VILLA EL SALVADOR SPORT CENTER

DOM SUN
11 AUG 2019
9:21

KARATE
KARATE

FEMENINO MÁS DE 68KG
WOMEN'S OVER 68KG

TODOS CONTRA TODOS, COMBATE 8
ROUND ROBIN, BOUT 8

RESULTADO DE COMBATE
BOUT RESULTS

RODRIGUEZ OGANDO Pamela (DOM) defeated QUINTAL Guadalupe (MEX) PTS 4:3

Colour	Name	NOC Code	Points			Category 1				Category 2				Points	Winner
			YU	WA	IP	C	K	HC	H	C	K	HC	H		
Aka (Red)	RODRIGUEZ OGANDO Pamela	DOM	4							X	X	X		4	X
Ao (Blue)	QUINTAL Guadalupe	MEX	3							X				3	

Time	Points	Score	Points	Time
2:46	Yuko	1 : 0		
2:05	Yuko	2 : 0		
1:39	Yuko	3 : 0		
		3 : 1	Yuko	1:39
		3 : 2	Yuko	0:47
0:42	Yuko	4 : 2		
		4 : 3	Yuko	0:34

POLIDEPORTIVO VILLA EL SALVADOR
VILLA EL SALVADOR SPORT CENTER

DOM SUN
11 AUG 2019
13:30

KARATE
KARATE

FEMENINO MÁS DE 68KG
WOMEN'S OVER 68KG

SEMIFINALES, COMBATE 58
SEMIFINAL, BOUT 58

RESULTADO DE COMBATE
BOUT RESULTS

RODRIGUEZ OGANDO Pamela (DOM) defeated LINGL Cirrus (USA) PTS 3:5

Colour	Name	NOC Code	Points			Category 1				Category 2				Points	Winner
			YU	WA	IP	C	K	HC	H	C	K	HC	H		
Aka (Red)	LINGL Cirrus	USA	3							X	X			3	
Ao (Blue)	RODRIGUEZ OGANDO Pamela	DOM	3	1						X	X	X		5	X

Time	Points	Score	Points	Time
2:20	Yuko	1 : 0		
		1 : 1	Yuko	2:20
		1 : 2	Yuko	2:09
2:09	Yuko	2 : 2		
1:47	Yuko	3 : 2		
		3 : 3	Yuko	1:47
		3 : 5	Waza-ari	0:31

POLIDEPORTIVO VILLA EL SALVADOR
VILLA EL SALVADOR SPORT CENTER

DOM SUN
11 AUG 2019
14:50

KARATE
KARATE

FEMENINO MÁS DE 68KG
WOMEN'S OVER 68KG

FINAL, COMBATE 66
FINAL, BOUT 66

RESULTADO DE COMBATE
BOUT RESULTS

RODRIGUEZ OGANDO Pamela (DOM) defeated MOLINA Omaira (VEN) PTS 2:6

Colour	Name	NOC Code	Points			Category 1				Category 2				Points	Winner
			YU	WA	IP	C	K	HC	H	C	K	HC	H		
Aka (Red)	MOLINA Omaira	VEN	2			X								2	
Ao (Blue)	RODRIGUEZ OGANDO Pamela	DOM	6			X	X							6	X

Time	Points	Score	Points	Time
		0 : 1	Yuko	2:32
1:56	Yuko	1 : 1		
		1 : 2	Yuko	1:48
		1 : 3	Yuko	1:40
		1 : 4	Yuko	1:24
1:18	Yuko	2 : 4		
		2 : 5	Yuko	1:10
		2 : 6	Yuko	0:11

RESUMEN DEL EVENTO As of 11 AUG 2019

EVENT SUMMARY

Round Robin

Pool A		NOC	VEN	USA	ARG	Bouts	W	D	L	Points	Score			
Rank	Name	Code									Total	Yuko	Waza-ari	Ippon
1	MOLINA O	VEN	-----	5:2	3:0	2	2	0	0	6	8 : 2	8 : 2	0 : 0	0 : 0
2	LINGL C	USA	2:5	-----	4:3	2	1	0	1	3	6 : 8	6 : 5	0 : 0	0 : 1
3	CASTRO V	ARG	0:3	3:4	-----	2	0	0	2	0	3 : 7	0 : 7	0 : 0	1 : 0

Pool B		NOC	DOM	PER	MEX	Bouts	W	D	L	Points	Score			
Rank	Name	Code									Total	Yuko	Waza-ari	Ippon
1	RODRIGUEZ OGANDO P	DOM	-----	3:2	4:3	2	2	0	0	6	7 : 5	7 : 5	0 : 0	0 : 0
2	ACO IM	PER	2:3	-----	1:0	2	1	0	1	3	3 : 3	3 : 3	0 : 0	0 : 0
3	QUINTAL G	MEX	3:4	0:1	-----	2	0	0	2	0	3 : 5	3 : 5	0 : 0	0 : 0



Date	Start Time	Competitors			Match Phase	Result
SUN 11 AUG	13:20	MOLINA O(VEN)	Vs.	ACO IM(PER)	Semifinal	PTS 5:2
	13:30	LINGL C(USA)	Vs.	RODRIGUEZ OGANDO P(DOM)	Semifinal	PTS 3:5
	14:50	MOLINA O(VEN)	Vs.	RODRIGUEZ OGANDO P(DOM)	Final	PTS 2:6

Final Standings

Medal	Rank	Name	NOC
Gold	1	RODRIGUEZ OGANDO Pamela	DOM
Silver	2	MOLINA Omaira	VEN
Bronze	3	LINGL Cirrus	USA
Bronze	3	ACO Isabel Mallory	PER
	-	QUINTAL Guadalupe	MEX
	-	CASTRO Valentina	ARG

Legend:
PTS Won by Points

MEDALLISTAS
MEDALLISTS

Medal	Name	NOC
GOLD	RODRIGUEZ OGANDO Pamela	DOM - Dominican Republic
SILVER	MOLINA Omaira	VEN - Venezuela
BRONZE	LINGL Cirrus	USA - United States of America
BRONZE	ACO Isabel Mallory	PER - Peru

Kata Individual Femenina

POLIDEPORTIVO VILLA EL SALVADOR
VILLA EL SALVADOR SPORT CENTER

VIE FRI
9 AUG 2019
14:00

KARATE
KARATE

FEMENINO EQUIPOS KATA
TEAM WOMEN'S KATA

RESUMEN DEL EVENTO As of 9 AUG 2019

EVENT SUMMARY

Round Robin - Pool A

Rank	NOC Code	Name	Kata Score	
1	MEX	MEXICO	23.06	Q
2	BRA	BRAZIL	23.00	Q
	CRC	COSTA RICA		

Round Robin - Pool B

Rank	NOC Code	Name	Kata Score	
1	DOM	DOMINICAN REPUBLIC	24.22	Q
2	PER	PERU	23.86	Q
3	COL	COLOMBIA	23.62	

Bronze Medal - Bout 1

Rank	NOC Code	Name	Kata Score
1	BRA	BRAZIL	24.06
2	COL	COLOMBIA	23.74

Bronze Medal - Bout 2

Rank	NOC Code	Name	Kata Score
1	PER	PERU	

Final

Rank	NOC Code	Name	Kata Score
1	DOM	DOMINICAN REPUBLIC	24.80
2	MEX	MEXICO	24.18

Classification

1	DOM	DOMINICAN REPUBLIC
2	MEX	MEXICO
3	BRA	BRAZIL
3	PER	PERU

Kata Equipos Femenina

POLIDEPORTIVO VILLA EL SALVADOR
VILLA EL SALVADOR SPORT CENTER

VIE FRI
9 AUG 2019
14:00

KARATE
KARATE

FEMENINO EQUIPOS KATA
TEAM WOMEN'S KATA

LISTA DE PARTICIPANTES POR EVENTO As of 8 AUG 2019

ENTRY LIST BY EVENT

NOC	Name	Date of Birth
BRA - Brazil	BRAZIL	
	PEREIRA Carolaini	30 JUN 2001
	PEREIRA Sabrina	16 JUN 1998
	CARDOSO Izabel Cristine	2 SEP 1996
COL - Colombia	COLOMBIA	
	PACHON Natalia Sofia	2 MAR 1999
	MORENO Maria Camila	20 JAN 2000
	MUÑOZ Diana	19 JUL 1979
CRC - Costa Rica	COSTA RICA	
	SOLIS Kylie Joyce	13 MAR 2003
	CARBALLO Fiorella Cristina	18 APR 2001
	SANCHEZ Mariana	10 FEB 2003
DOM - Dominican Republic	DOMINICAN REPUBLIC	
	DIMITROVA Maria	11 OCT 1985
	VELAZQUEZ OVIEDO Franchel	16 JUL 1993
	RODRIGUEZ Sasha Serena	14 JUN 1999
MEX - Mexico	MEXICO	
	DE LA RUE Cinthia	30 JAN 1996
	CONTRERAS Pamela	23 JUL 1999
	CRUZ ROMANO Victoria	16 SEP 1999
PER - Peru	PERU	
	SALCEDO Saida Karlen	15 NOV 1990
	ROMANI Sol Maria	18 JUL 1994
	ALMARZA Rosa	16 SEP 1994

Note:
The maximum number of characters for long scoreboard name is thirteen (13) and short scoreboard name is eight (8).

RESUMEN DEL EVENTO As of 9 AUG 2019

EVENT SUMMARY

Round Robin - Pool A

Rank	NOC Code	Name	Kata Score	
1	MEX	MEXICO	23.06	Q
2	BRA	BRAZIL	23.00	Q
	CRC	COSTA RICA		

Round Robin - Pool B

Rank	NOC Code	Name	Kata Score	
1	DOM	DOMINICAN REPUBLIC	24.22	Q
2	PER	PERU	23.86	Q
3	COL	COLOMBIA	23.62	

Bronze Medal - Bout 1

Rank	NOC Code	Name	Kata Score
1	BRA	BRAZIL	24.06
2	COL	COLOMBIA	23.74

Bronze Medal - Bout 2

Rank	NOC Code	Name	Kata Score
1	PER	PERU	

Final

Rank	NOC Code	Name	Kata Score
1	DOM	DOMINICAN REPUBLIC	24.80
2	MEX	MEXICO	24.18

Classification		
1	DOM	DOMINICAN REPUBLIC
2	MEX	MEXICO
3	BRA	BRAZIL
3	PER	PERU

MEDALLISTAS
MEDALLISTS

Medal	NOC	Name
GOLD	DOM - Dominican Republic	DIMITROVA Maria VELAZQUEZ OVIEDO Franchel RODRIGUEZ Sasha Serena
SILVER	MEX - Mexico	DE LA RUE Cinthia CONTRERAS Pamela CRUZ ROMANO Victoria
BRONZE	BRA - Brazil	PEREIRA Carolaini PEREIRA Sabrina CARDOSO Izabel Cristine
BRONZE	PER - Peru	SALCEDO Saida Karlen ROMANI Sol Maria ALMARZA Rosa



LEVANTAMIENTO DE PESAS

Delegación de Levantamiento de Pesas

Nombre	Función
Beatriz Elizabeth Pirón Candelario	Atleta
Santa Dolorita Cotes Villa	Atleta
Crismery Dominga Santana Peguero	Atleta
Verónica Estela Saladín Tolentino	Atleta
Luís Alberto García Brito	Atleta
Julio César Cedeño Mejía	Atleta
Zacarías Bonnat	Atleta
Rafael Ernesto Soto Soto	Delegado
Héctor Domínguez Reyes	Entrenador
Moreno Martínez	Entrenador
Liavonsti Hancharenka	Entrenador

61 Kilogramos Masculino

COLISEO MARISCAL CÁCERES
MARISCAL CÁCERES COLISEUM

LEVANTAMIENTO DE PESAS
WEIGHTLIFTING

MASCULINO 61 KG
MEN'S 61 KG

LISTA DE INSCRIPCIONES POR CATEGORÍA DE PESO As of 26 JUL 2019

ENTRY LIST BY BODYWEIGHT CATEGORY

Name	NOC Code	Date of Birth	Entry Total (kg)	Lot Number
MOSQUERA Francisco A.	COL	1 APR 1992	295	122
SERNA Jhon Jairo	COL	3 DEC 1994	290	30
VAZQUEZ MENDEZ Antonio	MEX	12 AUG 1993	288	56
ZURITA Cristhian D.	ECU	10 FEB 1998	272	123
GARCIA BRITO Luis A.	DOM	19 APR 1995	270	36
ROJAS Marcos Antonio	PER	2 JUN 1995	265	3
CALDERÓN Arley L.	CUB	26 FEB 1999	260	2
SALAMANCA Julio C.	ESA	15 JUL 1989	255	102

Number of lifters: 8

LISTA DE SALIDA

START LIST

Weigh-In Start Time: 10:00

Lot Number	Name	NOC Code	Date of Birth	Entry Total
2	CALDERÓN Arley L.	CUB	26 FEB 1999	260
3	ROJAS Marcos Antonio	PER	2 JUN 1995	265
30	SERNA Jhon Jairo	COL	3 DEC 1994	290
36	GARCIA BRITO Luis A.	DOM	19 APR 1995	270
56	VAZQUEZ MENDEZ A	MEX	12 AUG 1993	288
102	SALAMANCA Julio C.	ESA	15 JUL 1989	255
122	MOSQUERA Francisco A.	COL	1 APR 1992	295
123	ZURITA Cristhian D.	ECU	10 FEB 1998	272

Number of lifters: 8

TECHNICAL DELEGATE:	ADAMFI Attila	HUN		
PRESIDENT OF JURY:	VARGAS CASTRO Andres	PUR		
JURY:	MELNICK Marcelo Alejand	ARG	ESPAÑA LARREA Jorge Alfonso	BOL
	MILLER Jill May	CAN	GOMEZ PALACIOS Francisco Javie	ESA
	MARRERO TRAVIESO Doris Zoraida	VEN		
CENTRE REFEREE:	JORGE Maria Elisabete	BRA		
REFEREES:	ECHEVERRIA Maira Maribel	GUA	MILLER Kenneth Allen	CAN
RESERVE:	GRANADOS BENAVIDES Jorge A.	PER		
CHIEF MARSHAL:	HARTHEY SILVA Robert Cristian	CHI		
TIMEKEEPERS:	GARCIA VICTORIA Ferney	COL		
TECHNICAL CONTROLLERS:	THEMEN Hugo Christiaan	ARU	JIMENEZ VARELA Seidy	CRC
DOCTORS ON DUTY:	OROZCO HENAO Leidy Marcela	COL		
COMPETITION SECRETARIES:	MATOS MUSSE Luigino	DOM		

COLISEO MARISCAL CÁCERES
MARISCAL CÁCERES COLISEUM

SÁB SAT
27 JUL 2019

LEVANTAMIENTO DE PESAS
WEIGHTLIFTING

MASCULINO 61 KG
MEN'S 61 KG

RESULTADOS
RESULTS

Rank	Lot No	Name	NOC Code	Date of Birth	Group	Snatch				Clean & Jerk				Total
						1	2	3	Result	1	2	3	Result	
1	122	MOSQUERA Francisco A.	COL	1 APR 1992	A	128	~~132~~	132	132	165	170	~~175~~	170	302
2	30	SERNA Jhon Jairo	COL	3 DEC 1994	A	123	127	~~130~~	127	165	168	170	170	297
3	56	VAZQUEZ MENDEZ Antonio	MEX	12 AUG 1993	A	120	123	~~125~~	123	163	~~171~~	~~171~~	163	286
4	36	GARCIA BRITO Luis A.	DOM	19 APR 1995	A	~~121~~	121	~~125~~	121	155	~~160~~	160	160	281
5	123	ZURITA Cristhian D.	ECU	10 FEB 1998	A	125	~~130~~	~~130~~	125	147	151	~~154~~	151	276
6	2	CALDERÓN Arley L.	CUB	26 FEB 1999	A	115	~~120~~	~~120~~	115	150	155	~~160~~	155	270
7	3	ROJAS Marcos Antonio	PER	2 JUN 1995	A	110	114	116	116	145	~~150~~	~~152~~	145	261
8	102	SALAMANCA Julio C.	ESA	15 JUL 1989	A	105	~~110~~	~~110~~	105	135	137	~~140~~	137	242

New Records:

61 kg Clean & Jerk 170 kg MOSQUERA Francisco A. COL PR

COLISEO MARISCAL CÁCERES
MARISCAL CÁCERES COLISEUM

SÁB SAT
27 JUL 2019

LEVANTAMIENTO DE PESAS
WEIGHTLIFTING

MASCULINO 61 KG
MEN'S 61 KG

MEDALLISTAS
MEDALLISTS

Medal	Name	NOC	Result
GOLD	MOSQUERA Francisco A.	COL - Colombia	302kg
SILVER	SERNA Jhon Jairo	COL - Colombia	297kg
BRONZE	VAZQUEZ MENDEZ Antonio	MEX - Mexico	286kg

73 Kilogramos Masculino

COLISEO MARISCAL CÁCERES
MARISCAL CÁCERES COLISEUM

LEVANTAMIENTO DE PESAS
WEIGHTLIFTING

MASCULINO 73 KG
MEN'S 73 KG

LISTA DE INSCRIPCIONES POR CATEGORÍA DE PESO As of 26 JUL 2019

ENTRY LIST BY BODYWEIGHT CATEGORY

Name	NOC Code	Date of Birth	Entry Total (kg)	Lot Number
MAYORA Julio	VEN	2 SEP 1996	335	51
MOSQUERA Luis J.	COL	27 MAR 1995	330	31
CEDEÑO Julio C.	DOM	16 OCT 1992	320	76
CARDENAS Jorge	MEX	21 APR 1997	312	95
TERRONES Oscar	PER	23 JAN 1998	300	66
SANCHEZ VELEZ Jorge J.	PUR	4 NOV 1998	290	33
HERNANDEZ Jorge N.	HON	6 MAR 1997	290	111
VALDIZON CORONADO Oscar	GUA	12 JUN 1989	285	80
VILLEGAS Santiago D.	PER	17 JUN 2001	285	98
LÓPEZ Bastián Andrés	CHI	26 SEP 1995	280	70
BATISTA Ariel Eloy	PAN	3 DEC 1991	50	100

Number of lifters: 11

LISTA DE SALIDA

START LIST

Weigh-In Start Time: 12:30

Lot Number	Name	NOC Code	Date of Birth	Entry Total
31	MOSQUERA Luis J.	COL	27 MAR 1995	330
33	SANCHEZ VELEZ JJ	PUR	4 NOV 1998	290
51	MAYORA Julio	VEN	2 SEP 1996	335
66	TERRONES Oscar	PER	23 JAN 1998	300
70	LÓPEZ Bastián Andrés	CHI	26 SEP 1995	280
76	CEDEÑO Julio C.	DOM	16 OCT 1992	320
80	VALDIZON C. O	GUA	12 JUN 1989	285
95	CARDENAS Jorge	MEX	21 APR 1997	312
98	VILLEGAS Santiago D.	PER	17 JUN 2001	285
100	BATISTA Ariel Eloy	PAN	3 DEC 1991	50
111	HERNANDEZ Jorge N.	HON	6 MAR 1997	290

Number of lifters: 11

TECHNICAL DELEGATE:	ADAMFI Attila	HUN		
PRESIDENT OF JURY:	ORTIZ LIRIANO Maritza A.	DOM		
JURY:	MONTERO GOMEZ David	BRA	GARCIA ACOSTA Juan Reynaldo	CUB
	ALVARADO DEL ANGEL Rosalio A.	MEX	CASTILLO VASQUEZ Rosa Jessica	PER
	TRIOLO Joseph Anthony	USA		
CENTRE REFEREE:	CENTENO Levin Angel	NCA		
REFEREES:	RAMSEY-OVERALL Laura Denise Ni	TTO	VAN DE WATER Sally Adair	USA
RESERVE:	BOSSIO FORERO Miguel Angel	COL		
CHIEF MARSHAL:	ESQUIVEL SALAZAR Steven	CRC		
TIMEKEEPERS:	SOTO OSCCO Margaret Duguid	PER		
TECHNICAL CONTROLLERS:	RAMOS VERA Juan Francisco	ECU	MANCO AGREDA Silvia Susana	PER
DOCTORS ON DUTY:	LAVALLEE Mark Edward	USA		
COMPETITION SECRETARIES:	ALVARADO PERALES Maria Eugenia	MEX		

COLISEO MARISCAL CÁCERES
MARISCAL CÁCERES COLISEUM

DOM SUN
28 JUL 2019

LEVANTAMIENTO DE PESAS
WEIGHTLIFTING

MASCULINO 73 KG
MEN'S 73 KG

RESULTADOS
RESULTS

Rank	Lot No	Name	NOC Code	Date of Birth	Group	Snatch				Clean & Jerk				Total
						1	2	3	Result	1	2	3	Result	
1	51	MAYORA Julio	VEN	2 SEP 1996	A	152	155	~~157~~	155	185	194	~~197~~	194	349
2	31	MOSQUERA Luis J.	COL	27 MAR 1995	A	150	~~155~~	~~155~~	150	175	~~180~~	~~185~~	175	325
3	76	CEDEÑO Julio C.	DOM	16 OCT 1992	A	137	141	144	144	170	174	---	174	318
4	95	CARDENAS Jorge	MEX	21 APR 1997	A	138	142	~~145~~	142	~~168~~	168	~~173~~	168	310
5	66	TERRONES Oscar	PER	23 JAN 1998	A	133	137	141	141	163	~~170~~	~~170~~	163	304
6	80	VALDIZON CORONADO Oscar	GUA	12 JUN 1989	A	127	~~132~~	~~132~~	127	160	165	~~169~~	165	292
7	111	HERNANDEZ Jorge N.	HON	6 MAR 1997	A	125	~~130~~	~~130~~	125	165	~~169~~	~~169~~	165	290
8	70	LÓPEZ Bastián Andrés	CHI	26 SEP 1995	A	120	125	~~128~~	125	155	160	~~168~~	160	285
9	98	VILLEGAS Santiago D.	PER	17 JUN 2001	A	117	122	~~125~~	122	150	155	160	160	282
	33	SANCHEZ VELEZ Jorge J.	PUR	4 NOV 1998	A	132	~~136~~	~~136~~	132	~~171~~	~~171~~	~~171~~	---	---
	100	BATISTA Ariel Eloy	PAN	3 DEC 1991	A	110	---	---	110	---	---	---	---	DNF

New Records:

73 kg	Snatch	155 kg	MAYORA Julio	VEN	PR
73 kg	Clean & Jerk	194 kg	MAYORA Julio	VEN	PR
73 kg	Total	349 kg	MAYORA Julio	VEN	PR

COLISEO MARISCAL CÁCERES
MARISCAL CÁCERES COLISEUM

DOM SUN
28 JUL 2019

LEVANTAMIENTO DE PESAS
WEIGHTLIFTING

MASCULINO 73 KG
MEN'S 73 KG

MEDALLISTAS
MEDALLISTS

Medal	Name	NOC	Result
GOLD	MAYORA Julio	VEN - Venezuela	349kg PR
SILVER	MOSQUERA Luis J.	COL - Colombia	325kg
BRONZE	CEDEÑO Julio C.	DOM - Dominican Republic	318kg

81 Kilogramos Masculino

COLISEO MARISCAL CÁCERES
MARISCAL CÁCERES COLISEUM

LEVANTAMIENTO DE PESAS
WEIGHTLIFTING

MASCULINO 81 KG
MEN'S 81 KG

LISTA DE INSCRIPCIONES POR CATEGORÍA DE PESO As of 26 JUL 2019

ENTRY LIST BY BODYWEIGHT CATEGORY

Name	NOC Code	Date of Birth	Entry Total (kg)	Lot Number
BONNAT Zacarias	DOM	27 FEB 1996	355	81
MAURUS Harrison	USA	26 FEB 2000	355	105
RODALLEGAS Brayan	COL	15 NOV 1997	350	118
RODRIGUEZ OCASIO Christian	USA	14 JUL 1993	335	52
HERNANDEZ Alexander	PUR	28 JAN 1990	300	58
ARIAS CAMAÑO Eustaciano	PAN	3 MAR 1981	50	44

Number of lifters: 6

LISTA DE SALIDA

START LIST

Weigh-In Start Time: 17:30

Lot Number	Name	NOC Code	Date of Birth	Entry Total
44	ARIAS CAMAÑO E	PAN	3 MAR 1981	50
52	RODRIGUEZ OCASIO C	USA	14 JUL 1993	335
58	HERNANDEZ Alexander	PUR	28 JAN 1990	300
81	BONNAT Zacarias	DOM	27 FEB 1996	355
105	MAURUS Harrison	USA	26 FEB 2000	355
118	RODALLEGAS Brayan	COL	15 NOV 1997	350

Number of lifters: 6

TECHNICAL DELEGATE:	ADAMFI Attila	HUN		
PRESIDENT OF JURY:	VARGAS CASTRO Andres	PUR		
JURY:	MELNICK Marcelo Alejand	ARG	ESPAÑA LARREA Jorge Alfonso	BOL
	MILLER Jill May	CAN	GOMEZ PALACIOS Francisco Javie	ESA
	MARRERO TRAVIESO Doris Zoraida	VEN		
CENTRE REFEREE:	LEZAMA BURGUENO Julio Oscar	URU		
REFEREES:	BENADIBA Susana Lorena	ARG	ECHEVERRIA ARGUETA Jaime F.	GUA
RESERVE:	CABRERA Victoria Franci	ESA		
CHIEF MARSHAL:	HARTHEY SILVA Robert Cristian	CHI		
TIMEKEEPERS:	GARCIA VICTORIA Ferney	COL		
TECHNICAL CONTROLLERS:	THEMEN Hugo Christiaan	ARU	JIMENEZ VARELA Seidy	CRC
DOCTORS ON DUTY:	OROZCO HENAO Leidy Marcela	COL		
COMPETITION SECRETARIES:	MATOS MUSSE Luigino	DOM		



COLISEO MARISCAL CÁCERES
MARISCAL CÁCERES COLISEUM

DOM SUN
28 JUL 2019

LEVANTAMIENTO DE PESAS
WEIGHTLIFTING

MASCULINO 81 KG
MEN'S 81 KG



RESULTADOS
RESULTS

Rank	Lot No	Name	NOC Code	Date of Birth	Group	Snatch				Clean & Jerk				Total
						1	2	3	Result	1	2	3	Result	
1	118	RODALLEGAS Brayan	COL	15 NOV 1997	A	157	163	167	167	191	196	~~207~~	196	363
2	81	BONNAT Zacarias	DOM	27 FEB 1996	A	151	156	160	160	191	196	200	200	360
3	105	MAURUS Harrison	USA	26 FEB 2000	A	145	150	155	155	190	195	~~198~~	195	350
4	52	RODRIGUEZ OCASIO Christian	USA	14 JUL 1993	A	143	148	152	152	~~175~~	175	~~185~~	175	327
5	44	ARIAS CAMAÑO Eustaciano	PAN	3 MAR 1981	A	125	~~130~~	130	130	~~135~~	155	~~160~~	155	285
	58	HERNANDEZ Alexander	PUR	28 JAN 1990	A	~~140~~	~~140~~	~~140~~		---	---	---	---	

New Records:

81 kg	Snatch	163 kg	RODALLEGAS Brayan	COL	PR
81 kg	Snatch	167 kg	RODALLEGAS Brayan	COL	PR



COLISEO MARISCAL CÁCERES
MARISCAL CÁCERES COLISEUM

DOM SUN
28 JUL 2019

LEVANTAMIENTO DE PESAS
WEIGHTLIFTING

MASCULINO 81 KG
MEN'S 81 KG



MEDALLISTAS
MEDALLISTS

Medal	Name	NOC	Result
GOLD	RODALLEGAS Brayan	COL - Colombia	363kg
SILVER	BONNAT Zacarias	DOM - Dominican Republic	360kg
BRONZE	MAURUS Harrison	USA - United States of America	350kg

49 Kilogramos Femenino

COLISEO MARISCAL CÁCERES
MARISCAL CÁCERES COLISEUM

LEVANTAMIENTO DE PESAS
WEIGHTLIFTING

FEMENINO 49 KG
WOMEN'S 49 KG

LISTA DE INSCRIPCIONES POR CATEGORÍA DE PESO As of 26 JUL 2019

ENTRY LIST BY BODYWEIGHT CATEGORY

Name	NOC Code	Date of Birth	Entry Total (kg)	Lot Number
PIRON Beatriz	DOM	27 FEB 1995	200	74
SEGURA SEGURA Ana Iris	COL	26 JUL 1991	180	35
COTES VILLA Santa D.	DOM	21 MAR 1997	180	107
ROSA FIGUEIREDO Nathasha	BRA	16 JAN 1996	175	54
CUEVA URIBE Fiorella F.	PER	4 FEB 1998	175	104
CAMPOVERDE Angélica M.	ECU	31 MAY 1996	174	62
MONTERO RAMOS Ludia M.	CUB	17 APR 1999	174	106
REYNOSO Margoth Y.	GUA	25 FEB 1989	155	39
LANDEROS LÓPEZ Katherine Ignac	CHI	19 JAN 1991	150	8
NAVARRO Maria A.	NCA	3 JUL 1998	128	116
ORTEGA Erika Johanna	PAN	19 MAR 1988	50	57

Number of lifters: 11

LISTA DE SALIDA

START LIST

Weigh-In Start Time: 12:30

Lot Number	Name	NOC Code	Date of Birth	Entry Total
8	LANDEROS LÓPEZ K	CHI	19 JAN 1991	150
35	SEGURA SEGURA A	COL	26 JUL 1991	180
39	REYNOSO Margoth Y.	GUA	25 FEB 1989	155
54	ROSA FIGUEIREDO N	BRA	16 JAN 1996	175
57	ORTEGA Erika Johanna	PAN	19 MAR 1988	150
62	CAMPOVERDE AM	ECU	31 MAY 1996	174
74	PIRON Beatriz	DOM	27 FEB 1995	200
104	CUEVA URIBE FF	PER	4 FEB 1998	175
106	MONTERO RAMOS LM	CUB	17 APR 1999	174
107	COTES VILLA Santa D.	DOM	21 MAR 1997	180
116	NAVARRO Maria A.	NCA	3 JUL 1998	128

Number of lifters: 11

TECHNICAL DELEGATE:	ADAMFI Attila	HUN		
PRESIDENT OF JURY:	ORTIZ LIRIANO Maritza A.	DOM		
JURY:	MONTERO GOMEZ David	BRA	GARCIA ACOSTA Juan Reynaldo	CUB
	ALVARADO DEL ANGEL Rosalio A.	MEX	CASTILLO VASQUEZ Rosa Jessica	PER
	TRIOLO Joseph Anthony	USA		
CENTRE REFEREE:	BENADIBA Susana Lorena	ARG		
REFEREES:	CABRERA Victoria Franci	ESA	LEZAMA BURGUENO Julio Oscar	URU
RESERVE:	ECHEVERRIA ARGUETA Jaime F.	GUA		
CHIEF MARSHAL:	ESQUIVEL SALAZAR Steven	CRC		
TIMEKEEPERS:	SOTO OSCCO Margaret Duguid	PER		
TECHNICAL CONTROLLERS:	RAMOS VERA Juan Francisco	ECU	MANCO AGREDA Silvia Susana	PER
DOCTORS ON DUTY:	LAVALLEE Mark Edward	USA		
COMPETITION SECRETARIES:	ALVARADO PERALES Maria Eugenia	MEX		

COLISEO MARISCAL CÁCERES
MARISCAL CÁCERES COLISEUM

SÁB SAT
27 JUL 2019

LEVANTAMIENTO DE PESAS
WEIGHTLIFTING

FEMENINO 49 KG
WOMEN'S 49 KG

RESULTADOS
RESULTS

Rank	Lot No	Name	NOC Code	Date of Birth	Group	Snatch				Clean & Jerk				Total
						1	2	3	Result	1	2	3	Result	
1	74	PIRON Beatriz	DOM	27 FEB 1995	A	82	85	87	87	100	104	106	106	193
2	35	SEGURA SEGURA Ana Iris	COL	26 JUL 1991	A	-80	80	83	83	100	105	-111	105	188
3	107	COTES VILLA Santa D.	DOM	21 MAR 1997	A	-74	74	80	80	91	95	97	97	177
4	54	ROSA FIGUEIREDO Nathasha	BRA	16 JAN 1996	A	75	78	80	80	-90	96	-98	96	176
5	106	MONTERO RAMOS Ludia M.	CUB	17 APR 1999	A	76	80	82	82	93	-96	-97	93	175
6	39	REYNOSO Margoth Y.	GUA	25 FEB 1989	A	70	73	75	75	88	-92	-92	88	163
7	8	LANDEROS LÓPEZ Katherine Ibeth	GUA	19 JAN 1991	A	65	-68	68	68	85	-90	90	90	158
8	57	ORTEGA Erika Johanna	PAN	19 MAR 1988	A	64	67	70	70	83	-86	-86	83	153
9	116	NAVARRO Maria A.	NCA	3 JUL 1998	A	60	-64	-64	60	76	80	83	83	143
	62	CAMPOVERDE Angélica M.	ECU	31 MAY 1996	A	-73	73	76	76	-94	-94	-94	---	---
	104	CUEVA URIBE Fiorella F.	PER	4 FEB 1998	A	70	73	75	75	-95	-95	-95	---	---

New Records:

49 kg	Snatch	85 kg	PIRON Beatriz	DOM PR
49 kg	Snatch	87 kg	PIRON Beatriz	DOM PR
49 kg	Total	191 kg	PIRON Beatriz	DOM PR
49 kg	Total	193 kg	PIRON Beatriz	DOM PR

Legend:
PR Pan American Record

COLISEO MARISCAL CÁCERES
MARISCAL CÁCERES COLISEUM

SÁB SAT
27 JUL 2019

LEVANTAMIENTO DE PESAS
WEIGHTLIFTING

FEMENINO 49 KG
WOMEN'S 49 KG

MEDALLISTAS
MEDALLISTS

Medal	Name	NOC	Result
GOLD	PIRON Beatriz	DOM - Dominican Republic	193kg PR
SILVER	SEGURA SEGURA Ana Iris	COL - Colombia	188kg
BRONZE	COTES VILLA Santa D.	DOM - Dominican Republic	177kg

Legend:
WR World Record **PR** Pan Am Record **JWR** Junior World Record

87 Kilogramos Femenino

COLISEO MARISCAL CÁCERES
MARISCAL CÁCERES COLISEUM

LEVANTAMIENTO DE PESAS
WEIGHTLIFTING

FEMENINO 87 KG
WOMEN'S 87 KG

LISTA DE INSCRIPCIONES POR CATEGORÍA DE PESO As of 26 JUL 2019

ENTRY LIST BY BODYWEIGHT CATEGORY

Name	NOC Code	Date of Birth	Entry Total (kg)	Lot Number
SANTANA Crismery	DOM	20 APR 1995	265	99
VALDÉS María Fernanda	CHI	17 MAR 1992	255	114
SALAZAR Tamara Y.	ECU	9 AUG 1997	250	23
TORRES Ana	MEX	27 NOV 1995	235	64
PEREZ Naryuri A	VEN	29 SEP 1992	235	120
ANTONIA FERREIRA Jaqueline	BRA	5 MAR 1987	230	41
RODRIGUEZ Keyshla I.	PUR	15 NOV 1991	200	48
CASTRO ABAD Angie M.	PER	9 FEB 2001	195	109
SANTILLAN Carla S.	ARG	21 FEB 2000	180	101

Number of lifters: 9

LISTA DE SALIDA

START LIST

Weigh-In Start Time: 10:00

Lot Number	Name	NOC Code	Date of Birth	Entry Total
23	SALAZAR Tamara Y.	ECU	9 AUG 1997	250
41	ANTONIA FERREIRA J	BRA	5 MAR 1987	230
48	RODRIGUEZ Keyshla I.	PUR	15 NOV 1991	200
64	TORRES Ana	MEX	27 NOV 1995	235
99	SANTANA Crismery	DOM	20 APR 1995	265
101	SANTILLAN Carla S.	ARG	21 FEB 2000	180
109	CASTRO ABAD Angie M.	PER	9 FEB 2001	195
114	VALDÉS María Fernanda	CHI	17 MAR 1992	255
120	PEREZ Naryuri A	VEN	29 SEP 1992	235

Number of lifters: 9

TECHNICAL DELEGATE:	ADAMFI Attila	HUN		
PRESIDENT OF JURY:	ORTIZ LIRIANO Maritza A.	DOM		
JURY:	MONTERO GOMEZ David	BRA	GARCIA ACOSTA Juan Reynaldo	CUB
	ALVARADO DEL ANGEL Rosalio A.	MEX	CASTILLO VASQUEZ Rosa Jessica	PER
	TRIOLO Joseph Anthony	USA		
CENTRE REFEREE:	JORGE Maria Elisabete	BRA		
REFEREES:	ECHEVERRIA Maira Maribel	GUA	MILLER Kenneth Allen	CAN
RESERVE:	GRANADOS BENAVIDES Jorge A.	PER		
CHIEF MARSHAL:	ESQUIVEL SALAZAR Steven	CRC		
TIMEKEEPERS:	GARCIA VICTORIA Ferney	COL		
TECHNICAL CONTROLLERS:	RAMOS VERA Juan Francisco	ECU	MANCO AGREDA Silvia Susana	PER
DOCTORS ON DUTY:	LAVALLEE Mark Edward	USA		
COMPETITION SECRETARIES:	ALVARADO PERALES Maria Eugenia	MEX		

COLISEO MARISCAL CÁCERES
MARISCAL CÁCERES COLISEUM

MAR TUE
30 JUL 2019

LEVANTAMIENTO DE PESAS
WEIGHTLIFTING

FEMENINO 87 KG
WOMEN'S 87 KG

RESULTADOS
RESULTS

Rank	Lot No	Name	NOC Code	Date of Birth	Group	Snatch				Clean & Jerk				Total
						1	2	3	Result	1	2	3	Result	
1	114	VALDÉS María Fernanda	CHI	17 MAR 1992	A	110	112	~~114~~	112	140	143	147	147	259
2	99	SANTANA Crismery	DOM	20 APR 1995	A	111	115	117	117	136	141	~~143~~	141	258
3	23	SALAZAR Tamara Y.	ECU	9 AUG 1997	A	105	108	110	110	141	146	~~150~~	146	256
4	120	PEREZ Naryuri A	VEN	29 SEP 1992	A	107	110	112	112	135	~~140~~	140	140	252
5	64	TORRES Ana	MEX	27 NOV 1995	A	100	~~104~~	104	104	130	135	~~137~~	135	239
6	41	ANTONIA FERREIRA Jaqueline	BRA	5 MAR 1987	A	100	~~103~~	105	105	125	131	~~135~~	131	236
7	48	RODRIGUEZ Keyshla I.	PUR	15 NOV 1991	A	88	~~93~~	~~93~~	88	112	117	120	120	208
8	101	SANTILLAN Carla S.	ARG	21 FEB 2000	A	85	88	90	90	112	117	~~120~~	117	207
9	109	CASTRO ABAD Angie M.	PER	2 SEP 2001	A	~~78~~	78	~~80~~	78	100	~~105~~	105	105	183

New Records:

87 kg	Snatch	117 kg	SANTANA Crismery	DOM	PR

Legend:
PR Pan American Record

COLISEO MARISCAL CÁCERES
MARISCAL CÁCERES COLISEUM

MAR TUE
30 JUL 2019

LEVANTAMIENTO DE PESAS
WEIGHTLIFTING

FEMENINO 87 KG
WOMEN'S 87 KG

MEDALLISTAS
MEDALLISTS

Medal	Name	NOC	Result
GOLD	VALDÉS María Fernanda	CHI - Chile	259kg
SILVER	SANTANA Crismery	DOM - Dominican Republic	258kg
BRONZE	SALAZAR Tamara Y.	ECU - Ecuador	256kg

+87 Kilogramos Femenino

COLISEO MARISCAL CÁCERES
MARISCAL CÁCERES COLISEUM

LEVANTAMIENTO DE PESAS
WEIGHTLIFTING

FEMENINO +87 KG
WOMEN'S +87 KG

LISTA DE INSCRIPCIONES POR CATEGORÍA DE PESO As of 26 JUL 2019

ENTRY LIST BY BODYWEIGHT CATEGORY

Name	NOC Code	Date of Birth	Entry Total (kg)	Lot Number
ROBLES Sarah	USA	1 AUG 1988	285	21
SALADIN Veronica E.	DOM	21 MAY 1995	280	83
AYOVÍ Lisseth B.	ECU	7 AUG 1998	255	4
TORRES DE FUENTES Caren	ESA	19 SEP 1993	195	84
UCELO Scarleth Vanessa	GUA	7 APR 2000	180	37

Number of lifters: 5

LISTA DE SALIDA

START LIST

Weigh-In Start Time: 12:30

Lot Number	Name	NOC Code	Date of Birth	Entry Total
4	AYOVÍ Lisseth B.	ECU	7 AUG 1998	255
21	ROBLES Sarah	USA	1 AUG 1988	285
37	UCELO SV	GUA	7 APR 2000	180
83	SALADIN Veronica E.	DOM	21 MAY 1995	280
84	TORRES DE F. C	ESA	19 SEP 1993	195

Number of lifters: 5

TECHNICAL DELEGATE:	ADAMFI Attila	HUN		
PRESIDENT OF JURY:	VARGAS CASTRO Andres	PUR		
JURY:	MELNICK Marcelo Alejand	ARG	ESPAÑA LARREA Jorge Alfonso	BOL
	MILLER Jill May	CAN	GOMEZ PALACIOS Francisco Javie	ESA
	MARRERO TRAVIESO Doris Zoraida	VEN		
CENTRE REFEREE:	BENADIBA Susana Lorena	ARG		
REFEREES:	CABRERA Victoria Franci	ESA	LEZAMA BURGUENO Julio Oscar	URU
RESERVE:	ECHEVERRIA ARGUETA Jaime F.	GUA		
CHIEF MARSHAL:	HARTHEY SILVA Robert Cristian	CHI		
TIMEKEEPERS:	SOTO OSCCO Margaret Duguid	PER		
TECHNICAL CONTROLLERS:	THEMEN Hugo Christiaan	ARU	JIMENEZ VARELA Seidy	CRC
DOCTORS ON DUTY:	OROZCO HENAO Leidy Marcela	COL		
COMPETITION SECRETARIES:	MATOS MUSSE Luigino	DOM		

COLISEO MARISCAL CÁCERES
MARISCAL CÁCERES COLISEUM

MAR TUE
30 JUL 2019

LEVANTAMIENTO DE PESAS
WEIGHTLIFTING

FEMENINO +87 KG
WOMEN'S +87 KG

RESULTADOS
RESULTS

Rank	Lot No	Name	NOC Code	Date of Birth	Group	Snatch				Clean & Jerk				Total
						1	2	3	Result	1	2	3	Result	
1	21	ROBLES Sarah	USA	1 AUG 1988	A	~~120~~	120	125	125	152	159	~~163~~	159	284
2	83	SALADIN Veronica E.	DOM	21 MAY 1992	A	120	125	130	130	145	~~152~~	153	153	283
3	4	AYOVÍ Lisseth B.	ECU	7 AUG 1998	A	108	115	~~120~~	115	130	135	140	140	255
4	84	TORRES DE FUENTES Caren	ESA	19 SEP 1993	A	80	85	90	90	105	110	115	115	205
5	37	UCELO Scarleth Vanessa	GUA	7 APR 2000	A	73	76	~~79~~	76	105	110	~~114~~	110	186

New Records:

+87 kg	Snatch	130 kg	SALADIN Veronica E.	DOM PR

Legend:
PR Pan American Record

COLISEO MARISCAL CÁCERES
MARISCAL CÁCERES COLISEUM

MAR TUE
30 JUL 2019

LEVANTAMIENTO DE PESAS
WEIGHTLIFTING

FEMENINO +87 KG
WOMEN'S +87 KG

MEDALLISTAS
MEDALLISTS

Medal	Name	NOC	Result
GOLD	ROBLES Sarah	USA - United States of America	284kg
SILVER	SALADIN Veronica E.	DOM - Dominican Republic	283kg
BRONZE	AYOVÍ Lisseth B.	ECU - Ecuador	255kg



LUCHA

Delegación de Lucha

Nombre	Función
Jancel Miguel Pimentel González	Atleta
Luís Alfredo De León	Atleta
Carlos Alberto Adames Palmer	Atleta
José Antonio Arias Paredes	Atleta
Leo Dalis Santana Heredia	Atleta
Johan Antonio Batista	Atleta
Juan Rubelin Ramírez Beltré	Atleta
Albaro Rudesindo Camacho	Atleta
Julio Rafael Rodríguez Romero	Atleta
Luis Miguel Pérez Sosa	Atleta
Porfirio Enrique Minier Liberato	Entrenador
Alexis Camue Moya	Entrenador
Onésimo Antonio Rufino Gómez	Entrenador
Elio Carraway Clark	Entrenador
Cesar Augusto Medrano Montilla	Delegado

Estilo Grecorromana 60 Kilogramos Masculino



COLISEO MIGUEL GRAU
MIGUEL GRAU COLISEUM

LUCHA
WRESTLING

HOMBRES GRECORROMANA 60 KG
MEN'S GRECO-ROMAN 60 KG





LISTA DE INSCRIPCIONES POR PESO As of 6 AUG 2019

ENTRY LIST BY WEIGHT CATEGORY

NOC	Name	Date of Birth
COL - Colombia	TORO Dicther	3 JAN 1995
CUB - Cuba	ORTA Luis A.	22 AUG 1994
DOM - Dominican Republic	PIMENTEL Jancel M.	6 NOV 1992
ECU - Ecuador	MONTAÑO Andres R.	6 APR 1990
MEX - Mexico	PEREZ Emilio	26 JAN 1992
PER - Peru	BENAVIDES Joao	9 JAN 1997
USA - United States of America	HAFIZOV Ildar	30 JAN 1988
VEN - Venezuela	PALENCIA Anthony J.	5 DEC 1998

Total: 8 wrestlers

COLISEO MIGUEL GRAU
MIGUEL GRAU COLISEUM

MIÉ WED
7 AUG 2019
10:03

LUCHA
WRESTLING

HOMBRES GRECORROMANA 60 KG
MEN'S GRECO-ROMAN 60 KG

COMBATE NO 19 - MAT B
BOUT NO 19 - MAT B

RESULTADOS DE COMBATE
BOUT RESULTS

Referee	No 10
Judge	No 18
Mat Chairman	No 6

RED		
NAME	NOC Code	No
PIMENTEL Jancel M.	DOM	5

BLUE		
NAME	NOC Code	No
PEREZ Emilio	MEX	6

PERIOD	TECHNICAL POINTS 90"	TECHNICAL POINTS 30"	TOTAL
1st			
BREAK			
2nd			

PERIOD	TECHNICAL POINTS 90"	TECHNICAL POINTS 30"	TOTAL
1st		2 2 2 2 1	
2nd			

0	TECHNICAL POINTS TOTAL RED

TECHNICAL POINTS TOTAL BLUE	9

CLASSIFICATION POINTS

0	4

WINNER	EXACT TIME WHEN THE BOUT IS FINISHED
PEREZ Emilio(MEX)	10:06

VSU 4:0	VICTORY BY TECHNICAL SUPERIORITY Without any point scored by the opponent

COLISEO MIGUEL GRAU
MIGUEL GRAU COLISEUM

MIÉ WED
7 AUG 2019

LUCHA
WRESTLING

HOMBRES GRECORROMANA 60 KG
MEN'S GRECO-ROMAN 60 KG

HOJA DE COMPETICIÓN
COMPETITON SHEET

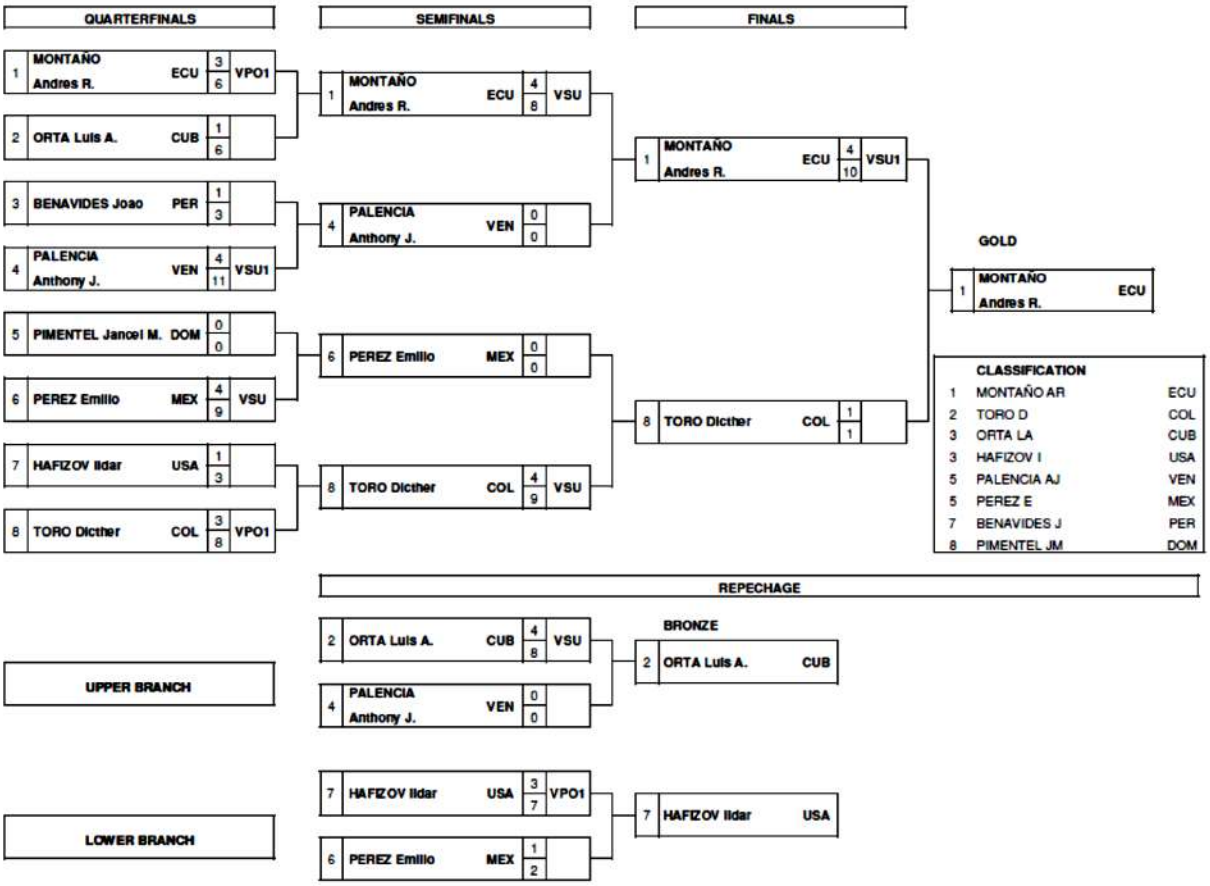

Estilo Grecorromana 67 Kilogramos Masculino

COLISEO MIGUEL GRAU
MIGUEL GRAU COLISEUM

LUCHA
WRESTLING

HOMBRES GRECORROMANA 67 KG
MEN'S GRECO-ROMAN 67 KG

LISTA DE INSCRIPCIONES POR PESO As of 6 AUG 2019

ENTRY LIST BY WEIGHT CATEGORY

NOC	Name	Date of Birth
BRA - Brazil	DE BRITO Joilson	19 APR 1998
CUB - Cuba	BORRERO Ismael	6 JAN 1992
DOM - Dominican Republic	DE LEÓN Luis A.	1 FEB 1995
ECU - Ecuador	RIVAS Cristhian A.	3 FEB 1994
MEX - Mexico	LÓPEZ Manuel A.	28 JUL 1986
PER - Peru	SOTO Nilton	30 DEC 1997
USA - United States of America	COLEMAN Ellis	16 AUG 1991
VEN - Venezuela	VILLEGAS Shalom A.	30 APR 1996

Total: 8 wrestlers

COLISEO MIGUEL GRAU
MIGUEL GRAU COLISEUM

MIÉ WED
7 AUG 2019
10:36

LUCHA
WRESTLING

HOMBRES GRECORROMANA 67 KG
MEN'S GRECO-ROMAN 67 KG

COMBATE NO 22 - MAT B
BOUT NO 22 - MAT B

RESULTADOS DE COMBATE

BOUT RESULTS

Referee	No 6
Judge	No 20
Mat Chairman	No 2

RED		
NAME	NOC Code	No
BORRERO Ismael	CUB	7

BLUE		
NAME	NOC Code	No
DE LEÓN Luis A.	DOM	8

PERIOD	TECHNICAL POINTS 90"	TECHNICAL POINTS 30"	TOTAL	PERIOD	TECHNICAL POINTS 90"	TECHNICAL POINTS 30"	TOTAL
1st				1st			
BREAK							
2nd				2nd			

8	TECHNICAL POINTS TOTAL RED	TECHNICAL POINTS TOTAL BLUE	0

CLASSIFICATION POINTS

4	0

WINNER	EXACT TIME WHEN THE BOUT IS FINISHED
BORRERO Ismael (CUB)	10:34

VSU 4:0	VICTORY BY TECHNICAL SUPERIORITY Without any point scored by the opponent

COLISEO MIGUEL GRAU
MIGUEL GRAU COLISEUM

MIÉ WED
7 AUG 2019
16:41

LUCHA
WRESTLING

HOMBRES GRECORROMANA 67 KG
MEN'S GRECO-ROMAN 67 KG

COMBATE NO 46 - MAT B
BOUT NO 46 - MAT B

RESULTADOS DE COMBATE
BOUT RESULTS

Referee	No 11
Judge	No 13
Mat Chairman	No 3

RED		
NAME	**NOC Code**	**No**
DE LEÓN Luis A.	DOM	8

BLUE		
NAME	**NOC Code**	**No**
COLEMAN Ellis	USA	6

PERIOD	TECHNICAL POINTS 90"	TECHNICAL POINTS 30"	TOTAL
1st		1	1
BREAK			
2nd			

PERIOD	TECHNICAL POINTS 90"	TECHNICAL POINTS 30"	TOTAL
1st			0
2nd		4	

1	**TECHNICAL POINTS TOTAL** RED

TECHNICAL POINTS TOTAL BLUE	4

CLASSIFICATION POINTS

0	5

WINNER	EXACT TIME WHEN THE BOUT IS FINISHED
COLEMAN Ellis(USA)	16:51

VFA 5:0	**VICTORY BY FALL**

COLISEO MIGUEL GRAU
MIGUEL GRAU COLISEUM

MIÉ WED
7 AUG 2019

LUCHA
WRESTLING

HOMBRES GRECORROMANA 67 KG
MEN'S GRECO-ROMAN 67 KG

HOJA DE COMPETICIÓN
COMPETITON SHEET

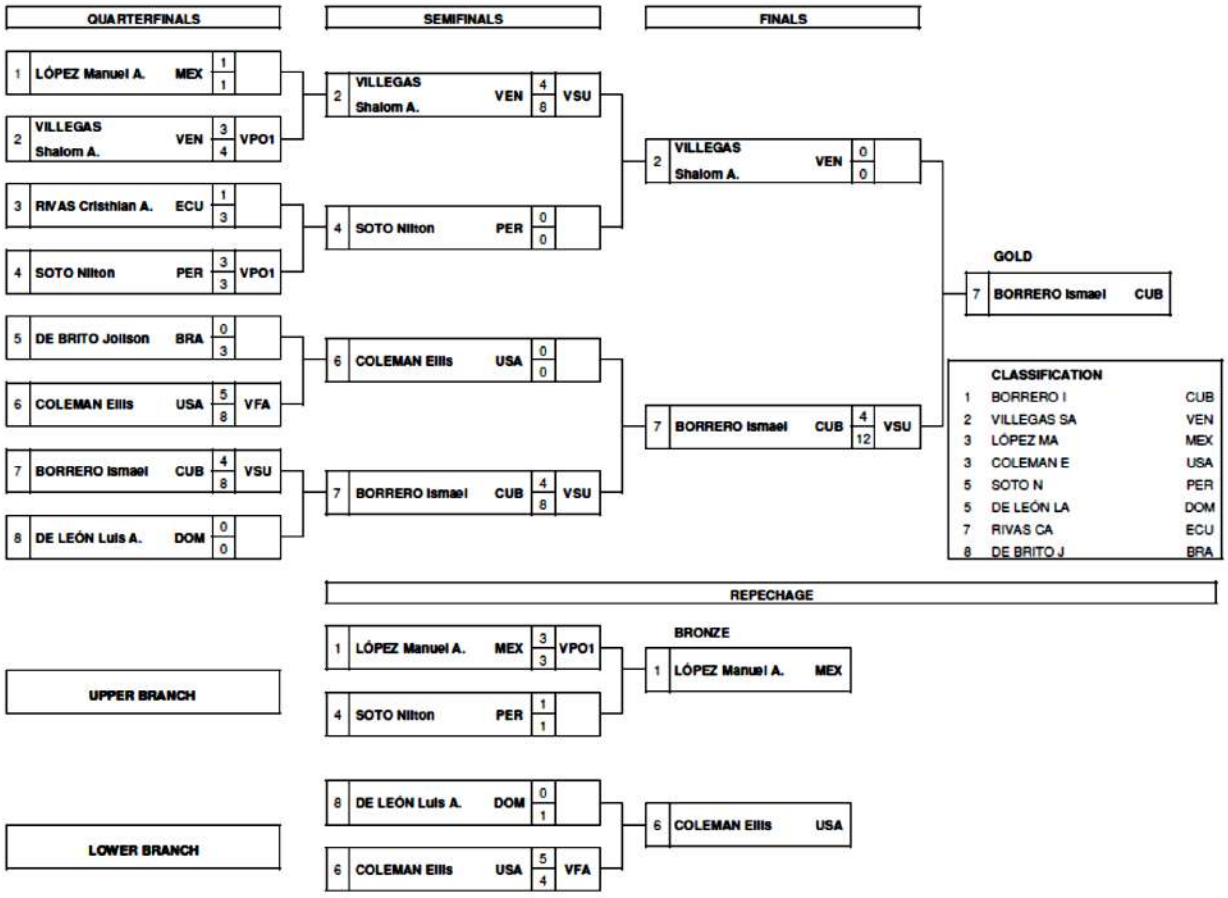

Estilo Grecorromana 77 Kilogramos Masculino

COLISEO MIGUEL GRAU
MIGUEL GRAU COLISEUM

LUCHA
WRESTLING

HOMBRES GRECORROMANA 77 KG
MEN'S GRECO-ROMAN 77 KG

LISTA DE INSCRIPCIONES POR PESO As of 6 AUG 2019

ENTRY LIST BY WEIGHT CATEGORY

NOC	Name	Date of Birth
BRA - Brazil	MARQUES Angelo R.	12 JUL 1990
COL - Colombia	CUERO Jair Alexis	2 APR 1993
CUB - Cuba	PEÑA Yosvanys	24 DEC 1993
DOM - Dominican Republic	BATISTA Johan A.	13 JUN 1994
GUA - Guatemala	CHOC David E.	11 NOV 1993
MEX - Mexico	BENITEZ Emmanuel	18 MAR 1999
PER - Peru	HURTADO Angello	31 MAY 1995
USA - United States of America	SMITH Patrick	19 DEC 1990
VEN - Venezuela	RIVAS Wuilexis	27 AUG 1990

Total: 9 wrestlers

COLISEO MIGUEL GRAU
MIGUEL GRAU COLISEUM

MIÉ WED
7 AUG 2019
9:58

LUCHA
WRESTLING

HOMBRES GRECORROMANA 77 KG
MEN'S GRECO-ROMAN 77 KG

COMBATE NO 18 - MAT B
BOUT NO 18 - MAT B

RESULTADOS DE COMBATE
BOUT RESULTS

Referee	No 2
Judge	No 12
Mat Chairman	No 4

RED		
NAME	**NOC Code**	**No**
CHOC David E.	GUA	8

BLUE		
NAME	**NOC Code**	**No**
BATISTA Johan A.	DOM	9

PERIOD	TECHNICAL POINTS 90"	TECHNICAL POINTS 30"	TOTAL		PERIOD	TECHNICAL POINTS 90"	TECHNICAL POINTS 30"	TOTAL
1st					1st		2 1 2 2 1	
				BREAK				
2nd					2nd			

0	TECHNICAL POINTS TOTAL RED	TECHNICAL POINTS TOTAL BLUE	8

CLASSIFICATION POINTS

0	4

WINNER	EXACT TIME WHEN THE BOUT IS FINISHED
BATISTA Johan A.(DOM)	10:02

VSU 4:0	**VICTORY BY TECHNICAL SUPERIORITY** Without any point scored by the opponent

COLISEO MIGUEL GRAU
MIGUEL GRAU COLISEUM

MIÉ WED
7 AUG 2019
11:16

LUCHA
WRESTLING

HOMBRES GRECORROMANA 77 KG
MEN'S GRECO-ROMAN 77 KG

COMBATE NO 26 - MAT B
BOUT NO 26 - MAT B

RESULTADOS DE COMBATE
BOUT RESULTS

Referee	No 18
Judge	No 8
Mat Chairman	No 4

RED		
NAME	NOC Code	No
PEÑA Yosvanys	CUB	7

BLUE		
NAME	NOC Code	No
BATISTA Johan A.	DOM	9

PERIOD	TECHNICAL POINTS 90"	TECHNICAL POINTS 30"	TOTAL
1st		1 1 2 2	6
			BREAK
2nd			0

PERIOD	TECHNICAL POINTS 90"	TECHNICAL POINTS 30"	TOTAL
1st			0
2nd			0

6	TECHNICAL POINTS TOTAL RED

TECHNICAL POINTS TOTAL BLUE | 0

CLASSIFICATION POINTS

3	0

WINNER	EXACT TIME WHEN THE BOUT IS FINISHED
PEÑA Yosvanys(CUB)	11:28

VPO 3:0	VICTORY BY POINTS Without any point scored by the opponent

COLISEO MIGUEL GRAU
MIGUEL GRAU COLISEUM

MIÉ WED
7 AUG 2019

LUCHA
WRESTLING

HOMBRES GRECORROMANA 77 KG
MEN'S GRECO-ROMAN 77 KG

HOJA DE COMPETICIÓN
COMPETITON SHEET

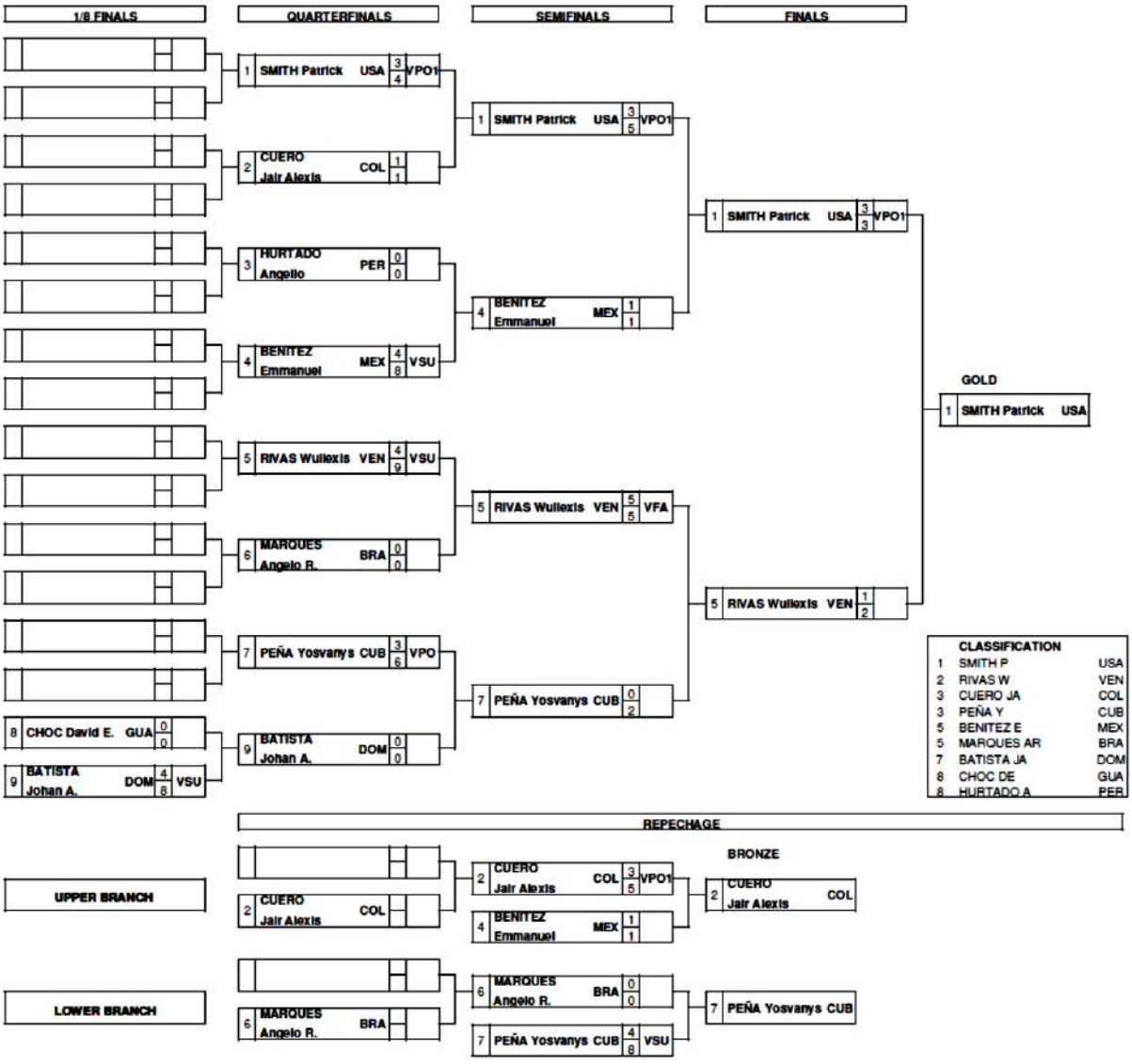

Estilo Grecorromana 87 Kilogramos Masculino

COLISEO MIGUEL GRAU
MIGUEL GRAU COLISEUM

LUCHA
WRESTLING

HOMBRES GRECORROMANA 87 KG
MEN'S GRECO-ROMAN 87 KG

LISTA DE INSCRIPCIONES POR PESO As of 6 AUG 2019

ENTRY LIST BY WEIGHT CATEGORY

NOC	Name	Date of Birth
CAN - Canada	BARREIRO Philip	21 SEP 1989
COL - Colombia	MUÑOZ Carlos A.	3 AUG 1992
CUB - Cuba	GREGORICH Daniel	7 MAY 1996
DOM - Dominican Republic	ADAMES Carlos A.	5 AUG 1996
MEX - Mexico	LEYVA Alfonso	6 JAN 1993
PAN - Panama	ALMENDRA Alvis A.	30 OCT 1987
PER - Peru	CARDENAS Ricardo	25 NOV 1992
USA - United States of America	RAU Josef	17 MAR 1991
VEN - Venezuela	AVENDAÑO Luis E.	29 NOV 1992

Total: 9 wrestlers

COLISEO MIGUEL GRAU
MIGUEL GRAU COLISEUM

MIÉ WED
7 AUG 2019
11:16

LUCHA
WRESTLING

HOMBRES GRECORROMANA 87 KG
MEN'S GRECO-ROMAN 87 KG

COMBATE NO 27 - MAT B
BOUT NO 27 - MAT B

RESULTADOS DE COMBATE
BOUT RESULTS

Referee	No 8
Judge	No 18
Mat Chairman	No 6

RED		
NAME	**NOC Code**	**No**
ADAMES Carlos A.	DOM	5

BLUE		
NAME	**NOC Code**	**No**
GREGORICH Daniel	CUB	6

PERIOD	TECHNICAL POINTS 90"	TECHNICAL POINTS 30"	TOTAL
1st			
BREAK			
2nd			

PERIOD	TECHNICAL POINTS 90"	TECHNICAL POINTS 30"	TOTAL
1st			
BREAK			
2nd			

0	**TECHNICAL POINTS TOTAL** RED
TECHNICAL POINTS TOTAL BLUE	8

CLASSIFICATION POINTS

0	4

WINNER	EXACT TIME WHEN THE BOUT IS FINISHED
GREGORICH Daniel(CUB)	11:16

VSU 4:0	**VICTORY BY TECHNICAL SUPERIORITY** Without any point scored by the opponent

COLISEO MIGUEL GRAU
MIGUEL GRAU COLISEUM

MIÉ WED
7 AUG 2019

LUCHA
WRESTLING

HOMBRES GRECORROMANA 87 KG
MEN'S GRECO-ROMAN 87 KG

LIMA 2019

HOJA DE COMPETICIÓN
COMPETITON SHEET

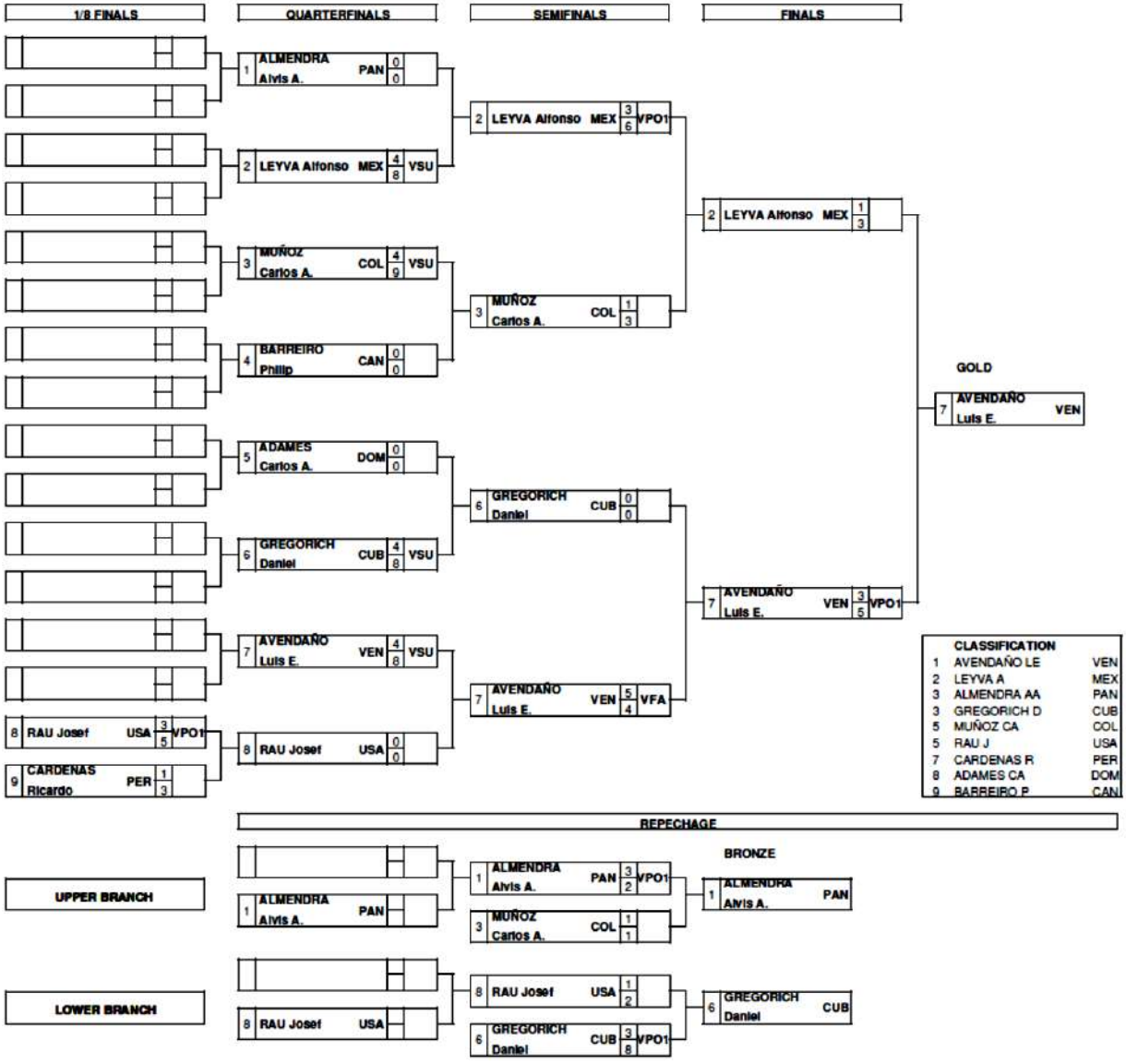

Estilo Grecorromana 97 Kilogramos Masculino

COLISEO MIGUEL GRAU
MIGUEL GRAU COLISEUM

LUCHA
WRESTLING

HOMBRES GRECORROMANA 97 KG
MEN'S GRECO-ROMAN 97 KG

LISTA DE INSCRIPCIONES POR PESO As of 6 AUG 2019

ENTRY LIST BY WEIGHT CATEGORY

NOC	Name	Date of Birth
CAN - Canada	BARREIRO Thomas	21 SEP 1989
COL - Colombia	LOANGO Oscar	21 MAY 1992
CUB - Cuba	ROSILLO Gabriel A.	4 JAN 1999
DOM - Dominican Republic	ARIAS José A.	27 DEC 1984
HON - Honduras	MEJIA Kevin	5 MAY 1995
PER - Peru	CRUZ Bryan	31 DEC 1998
USA - United States of America	HANCOCK Tracy	27 JUL 1997
VEN - Venezuela	PEREZ Luillys J.	23 DEC 1990

Total: 8 wrestlers

COLISEO MIGUEL GRAU
MIGUEL GRAU COLISEUM

MIÉ WED
7 AUG 2019
10:49

LUCHA
WRESTLING

HOMBRES GRECORROMANA 97 KG
MEN'S GRECO-ROMAN 97 KG

COMBATE NO 7 - MAT A
BOUT NO 7 - MAT A

RESULTADOS DE COMBATE

BOUT RESULTS

Referee	No 1
Judge	No 21
Mat Chairman	No 3

RED		
NAME	NOC Code	No
ARIAS José A.	DOM	5

BLUE		
NAME	NOC Code	No
CRUZ Bryan	PER	6

PERIOD	TECHNICAL POINTS 90"	TECHNICAL POINTS 30"	TOTAL
1st		4	
BREAK			
2nd			

PERIOD	TECHNICAL POINTS 90"	TECHNICAL POINTS 30"	TOTAL
1st		2	
BREAK			
2nd			

4	TECHNICAL POINTS TOTAL RED	TECHNICAL POINTS TOTAL BLUE	2

CLASSIFICATION POINTS

5	0

WINNER	EXACT TIME WHEN THE BOUT IS FINISHED
ARIAS José A.(DOM)	10:51

VFA 5:0	VICTORY BY FALL

COLISEO MIGUEL GRAU
MIGUEL GRAU COLISEUM

MIÉ WED
7 AUG 2019
11:47

LUCHA
WRESTLING

HOMBRES GRECORROMANA 97 KG
MEN'S GRECO-ROMAN 97 KG

COMBATE NO 14 - MAT A
BOUT NO 14 - MAT A

RESULTADOS DE COMBATE
BOUT RESULTS

Referee	No 15
Judge	No 13
Mat Chairman	No 7

RED		
NAME	**NOC Code**	**No**
ARIAS José A.	DOM	5

BLUE		
NAME	**NOC Code**	**No**
ROSILLO Gabriel A.	CUB	7

PERIOD	TECHNICAL POINTS 90"	TECHNICAL POINTS 30"	TOTAL
1st			
BREAK			
2nd			

PERIOD	TECHNICAL POINTS 90"	TECHNICAL POINTS 30"	TOTAL
1st		2 2 4	
2nd			

0	**TECHNICAL POINTS TOTAL** RED

TECHNICAL POINTS TOTAL BLUE	8

CLASSIFICATION POINTS

0	4

WINNER	EXACT TIME WHEN THE BOUT IS FINISHED
ROSILLO Gabriel A.(CUB)	11:48

VSU **4:0**	**VICTORY BY TECHNICAL SUPERIORITY** Without any point scored by the opponent

COLISEO MIGUEL GRAU
MIGUEL GRAU COLISEUM

MIÉ WED
7 AUG 2019
18:20

LUCHA
WRESTLING

HOMBRES GRECORROMANA 97 KG
MEN'S GRECO-ROMAN 97 KG

COMBATE NO 49 - MAT B
BOUT NO 49 - MAT B

RESULTADOS DE COMBATE
BOUT RESULTS

Referee	No 16
Judge	No 14
Mat Chairman	No 2

RED		
NAME	**NOC Code**	**No**
PEREZ Luillys J.	VEN	8

BLUE		
NAME	**NOC Code**	**No**
ARIAS José A.	DOM	5

PERIOD	TECHNICAL POINTS 90"	TECHNICAL POINTS 30"	TOTAL		PERIOD	TECHNICAL POINTS 90"	TECHNICAL POINTS 30"	TOTAL
1st		1 2	3		1st			0
				BREAK				
2nd	1 2 2	1			2nd			

9	**TECHNICAL POINTS TOTAL** RED	**TECHNICAL POINTS TOTAL** BLUE	0

CLASSIFICATION POINTS

4	0

WINNER	EXACT TIME WHEN THE BOUT IS FINISHED
PEREZ Luillys J.(VEN)	18:27

VSU **4:0**	**VICTORY BY TECHNICAL SUPERIORITY** Without any point scored by the opponent

COLISEO MIGUEL GRAU
MIGUEL GRAU COLISEUM

MIÉ WED
7 AUG 2019

LUCHA
WRESTLING

HOMBRES GRECORROMANA 97 KG
MEN'S GRECO-ROMAN 97 KG

LIMA 2019

HOJA DE COMPETICIÓN
COMPETITON SHEET

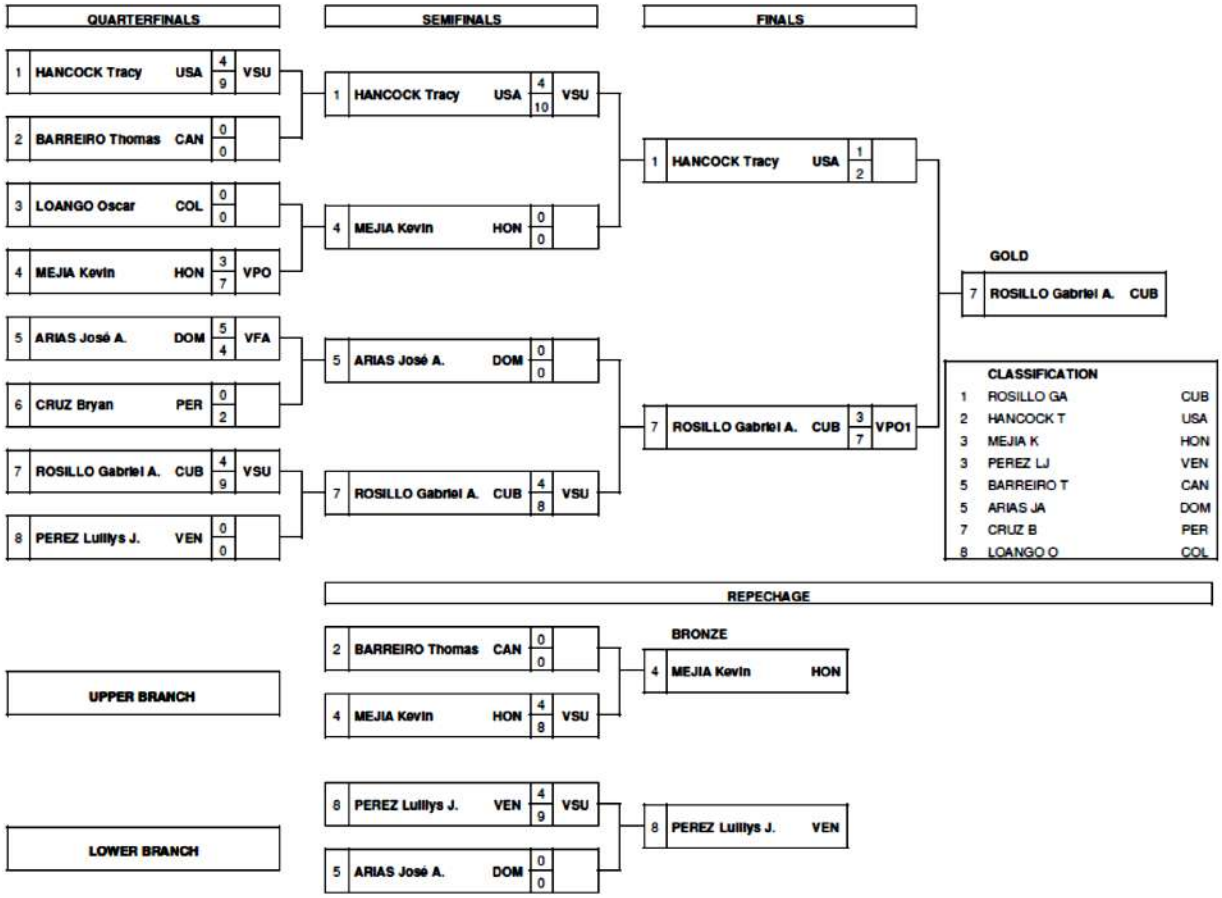

Estilo Grecorromana 130 Kilogramos Masculino

COLISEO MIGUEL GRAU
MIGUEL GRAU COLISEUM

LUCHA
WRESTLING

HOMBRES GRECORROMANA 130 KG
MEN'S GRECO-ROMAN 130 KG

LISTA DE INSCRIPCIONES POR PESO As of 6 AUG 2019

ENTRY LIST BY WEIGHT CATEGORY

NOC	Name	Date of Birth
ARG - Argentina	DEL RIO Luciano	15 MAR 1992
CHI - Chile	ACOSTA Yasmani	16 JUL 1988
CUB - Cuba	LÓPEZ Mijaín	20 AUG 1982
DOM - Dominican Republic	SANTANA Leo Dalis	7 JUN 1998
PER - Peru	MEDINA Daniel	28 MAY 1998
PUR - Puerto Rico	LOPEZ Edgardo	7 JUN 1991
USA - United States of America	COON Adam	14 NOV 1994
VEN - Venezuela	PEREZ Moises	2 NOV 1994

Total: 8 wrestlers

COLISEO MIGUEL GRAU
MIGUEL GRAU COLISEUM

JUE THU
8 AUG 2019
10:08

LUCHA
WRESTLING

HOMBRES GRECORROMANA 130 KG
MEN'S GRECO-ROMAN 130 KG

COMBATE NO 64 - MAT B
BOUT NO 64 - MAT B

RESULTADOS DE COMBATE
BOUT RESULTS

Referee	No 18
Judge	No 6
Mat Chairman	No 8

RED		
NAME	**NOC Code**	**No**
SANTANA Leo Dalis	DOM	3

BLUE		
NAME	**NOC Code**	**No**
MEDINA Daniel	PER	4

PERIOD	TECHNICAL POINTS 90"	TECHNICAL POINTS 30"	TOTAL
1st		2 2 4	
			BREAK
2nd			

PERIOD	TECHNICAL POINTS 90"	TECHNICAL POINTS 30"	TOTAL
1st			
2nd			

8	**TECHNICAL POINTS TOTAL** RED

TECHNICAL POINTS TOTAL BLUE	0

CLASSIFICATION POINTS

4	0

WINNER	EXACT TIME WHEN THE BOUT IS FINISHED
SANTANA Leo Dalis(DOM)	10:11

VSU 4:0	**VICTORY BY TECHNICAL SUPERIORITY** Without any point scored by the opponent

COLISEO MIGUEL GRAU
MIGUEL GRAU COLISEUM

JUE THU
8 AUG 2019
11:03

LUCHA
WRESTLING

HOMBRES GRECORROMANA 130 KG
MEN'S GRECO-ROMAN 130 KG

COMBATE NO 59 - MAT B
BOUT NO 59 - MAT B

RESULTADOS DE COMBATE
BOUT RESULTS

Referee	No 12
Judge	No 18
Mat Chairman	No 4

RED		
NAME	**NOC Code**	**No**
PEREZ Moises	VEN	1

BLUE		
NAME	**NOC Code**	**No**
SANTANA Leo Dalis	DOM	3

PERIOD	TECHNICAL POINTS 90"	TECHNICAL POINTS 30"	TOTAL
1st		1 2 2	5
		BREAK	
2nd		2	2

PERIOD	TECHNICAL POINTS 90"	TECHNICAL POINTS 30"	TOTAL
1st			0
		BREAK	
2nd			0

7	**TECHNICAL POINTS TOTAL** RED

TECHNICAL POINTS TOTAL BLUE	0

CLASSIFICATION POINTS

3	0

WINNER	EXACT TIME WHEN THE BOUT IS FINISHED
PEREZ Moises(VEN)	11:11

VPO **3:0**	**VICTORY BY POINTS** Without any point scored by the opponent

COLISEO MIGUEL GRAU
MIGUEL GRAU COLISEUM

JUE THU
8 AUG 2019
17:44

LUCHA
WRESTLING

HOMBRES GRECORROMANA 130 KG
MEN'S GRECO-ROMAN 130 KG

COMBATE NO 87 - MAT B
BOUT NO 87 - MAT B

RESULTADOS DE COMBATE
BOUT RESULTS

Referee	No 1
Judge	No 17
Mat Chairman	No 6

RED		
NAME	**NOC Code**	**No**
LOPEZ Edgardo	PUR	8

BLUE		
NAME	**NOC Code**	**No**
SANTANA Leo Dalis	DOM	3

PERIOD	TECHNICAL POINTS 90"	TECHNICAL POINTS 30"	TOTAL
1st			0
BREAK			
2nd			0

PERIOD	TECHNICAL POINTS 90"	TECHNICAL POINTS 30"	TOTAL
1st		1	1
BREAK			
2nd		1	1

0	**TECHNICAL POINTS TOTAL** RED

TECHNICAL POINTS TOTAL BLUE	2

CLASSIFICATION POINTS

0	3

WINNER	EXACT TIME WHEN THE BOUT IS FINISHED
SANTANA Leo Dalis(DOM)	17:53

VPO 3:0	**VICTORY BY POINTS** Without any point scored by the opponent

COLISEO MIGUEL GRAU
MIGUEL GRAU COLISEUM

JUE THU
8 AUG 2019

LUCHA
WRESTLING

HOMBRES GRECORROMANA 130 KG
MEN'S GRECO-ROMAN 130 KG

HOJA DE COMPETICIÓN
COMPETITON SHEET

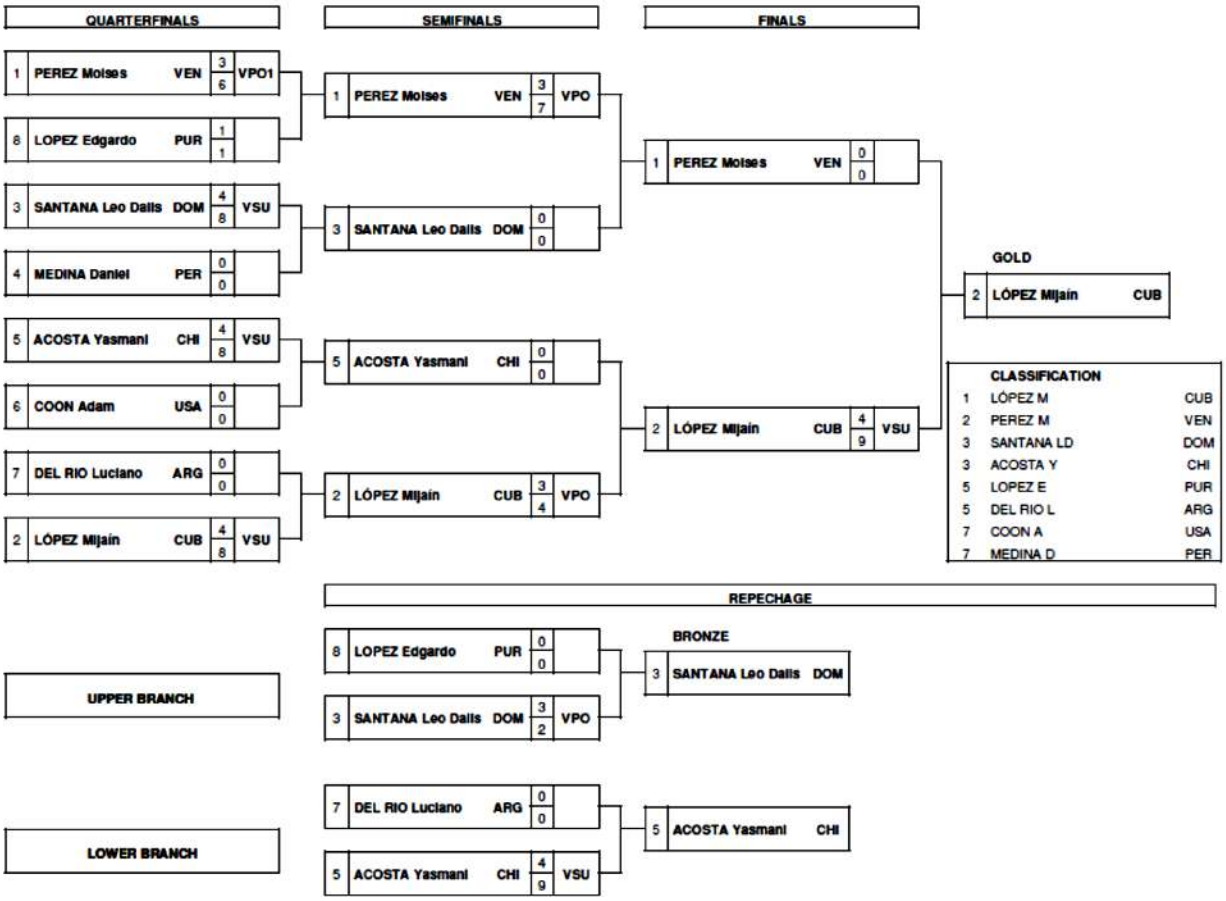

COLISEO MIGUEL GRAU
MIGUEL GRAU COLISEUM

JUE THU
8 AUG 2019
17:05

LUCHA
WRESTLING

HOMBRES GRECORROMANA 130 KG
MEN'S GRECO-ROMAN 130 KG

MEDALLISTAS
MEDALLIST

Medal	Name	NOC
GOLD	LÓPEZ Mijaín	CUB - Cuba
SILVER	PEREZ Moises	VEN - Venezuela
BRONZE	ACOSTA Yasmani	CHI - Chile
BRONZE	SANTANA Leo Dalis	DOM - Dominican Republic

Estilo Libre 57 Kilogramos Masculino

COLISEO MIGUEL GRAU
MIGUEL GRAU COLISEUM

LUCHA
WRESTLING

ESTILO LIBRE MASCULINO 57 KG
MEN'S FREESTYLE 57 KG

LISTA DE INSCRIPCIONES POR PESO As of 6 AUG 2019

ENTRY LIST BY WEIGHT CATEGORY

NOC	Name	Date of Birth
BRA - Brazil	ALVES Daniel	14 AUG 1998
CAN - Canada	CAPELLAN Darthe	27 APR 1996
COL - Colombia	TIGREROS Oscar	28 JUL 1997
CUB - Cuba	ANDREU Reineri	1 APR 1998
DOM - Dominican Republic	RAMÍREZ Juan	31 AUG 1990
PER - Peru	RAMOS Fidel	9 FEB 1996
USA - United States of America	FIX Daton	11 MAR 1998
VEN - Venezuela	MEJIAS Pedro J.	18 DEC 1991

Total: 8 wrestlers

COLISEO MIGUEL GRAU
MIGUEL GRAU COLISEUM

VIE FRI
9 AUG 2019
10:54

LUCHA
WRESTLING

ESTILO LIBRE MASCULINO 57 KG
MEN'S FREESTYLE 57 KG

COMBATE NO 112 - MAT B
BOUT NO 112 - MAT B

RESULTADOS DE COMBATE
BOUT RESULTS

Referee	No 16
Judge	No 18
Mat Chairman	No 4

RED		
NAME	**NOC Code**	**No**
RAMÍREZ Juan	DOM	5

BLUE		
NAME	**NOC Code**	**No**
CAPELLAN Darthe	CAN	6

PERIOD	TECHNICAL POINTS		TOTAL
1st		1 2 2	5
	BREAK		
2nd		5	

PERIOD	TECHNICAL POINTS	TOTAL
1st		0
2nd		

10	**TECHNICAL POINTS TOTAL** RED

TECHNICAL POINTS TOTAL BLUE	0

CLASSIFICATION POINTS

4	0

WINNER	EXACT TIME WHEN THE BOUT IS FINISHED
RAMÍREZ Juan(DOM)	11:00

VSU 4:0	**VICTORY BY TECHNICAL SUPERIORITY** Without any point scored by the opponent

COLISEO MIGUEL GRAU
MIGUEL GRAU COLISEUM

VIE FRI
9 AUG 2019
11:37

LUCHA
WRESTLING

ESTILO LIBRE MASCULINO 57 KG
MEN'S FREESTYLE 57 KG

COMBATE NO 101 - MAT A
BOUT NO 101 - MAT A

RESULTADOS DE COMBATE
BOUT RESULTS

Referee	No 10
Judge	No 8
Mat Chairman	No 2

RED		
NAME	**NOC Code**	**No**
RAMÍREZ Juan	DOM	5

BLUE		
NAME	**NOC Code**	**No**
TIGREROS Oscar	COL	8

PERIOD	TECHNICAL POINTS		TOTAL		PERIOD	TECHNICAL POINTS		TOTAL
1st	2 1		3		1st		1	1
				BREAK				
2nd	2 2 2		6		2nd	1 2		3

9	**TECHNICAL POINTS TOTAL** RED	**TECHNICAL POINTS TOTAL** BLUE	4

CLASSIFICATION POINTS

3	1

WINNER	EXACT TIME WHEN THE BOUT IS FINISHED
RAMÍREZ Juan(DOM)	11:47

VPO1 **3:1**	**VICTORY BY POINTS** With point(s) scored by the opponent

COLISEO MIGUEL GRAU
MIGUEL GRAU COLISEUM

VIE FRI
9 AUG 2019
18:07

LUCHA
WRESTLING

ESTILO LIBRE MASCULINO 57 KG
MEN'S FREESTYLE 57 KG

COMBATE NO 128 - MAT A
BOUT NO 128 - MAT A

RESULTADOS DE COMBATE
BOUT RESULTS

Referee	No 1
Judge	No 9
Mat Chairman	No 3

RED		
NAME	NOC Code	No
FIX Daton	USA	2

BLUE		
NAME	NOC Code	No
RAMÍREZ Juan	DOM	5

PERIOD	TECHNICAL POINTS	TOTAL
1st	2 2 2 2 2 1	
	BREAK	
2nd		

PERIOD	TECHNICAL POINTS	TOTAL
1st		
2nd		

11	TECHNICAL POINTS TOTAL RED

TECHNICAL POINTS TOTAL BLUE: 0

CLASSIFICATION POINTS

4	0

WINNER	EXACT TIME WHEN THE BOUT IS FINISHED
FIX Daton(USA)	18:10

VSU 4:0	VICTORY BY TECHNICAL SUPERIORITY Without any point scored by the opponent

COLISEO MIGUEL GRAU
MIGUEL GRAU COLISEUM

VIE FRI
9 AUG 2019

LUCHA
WRESTLING

ESTILO LIBRE MASCULINO 57 KG
MEN'S FREESTYLE 57 KG

HOJA DE COMPETICIÓN
COMPETITON SHEET

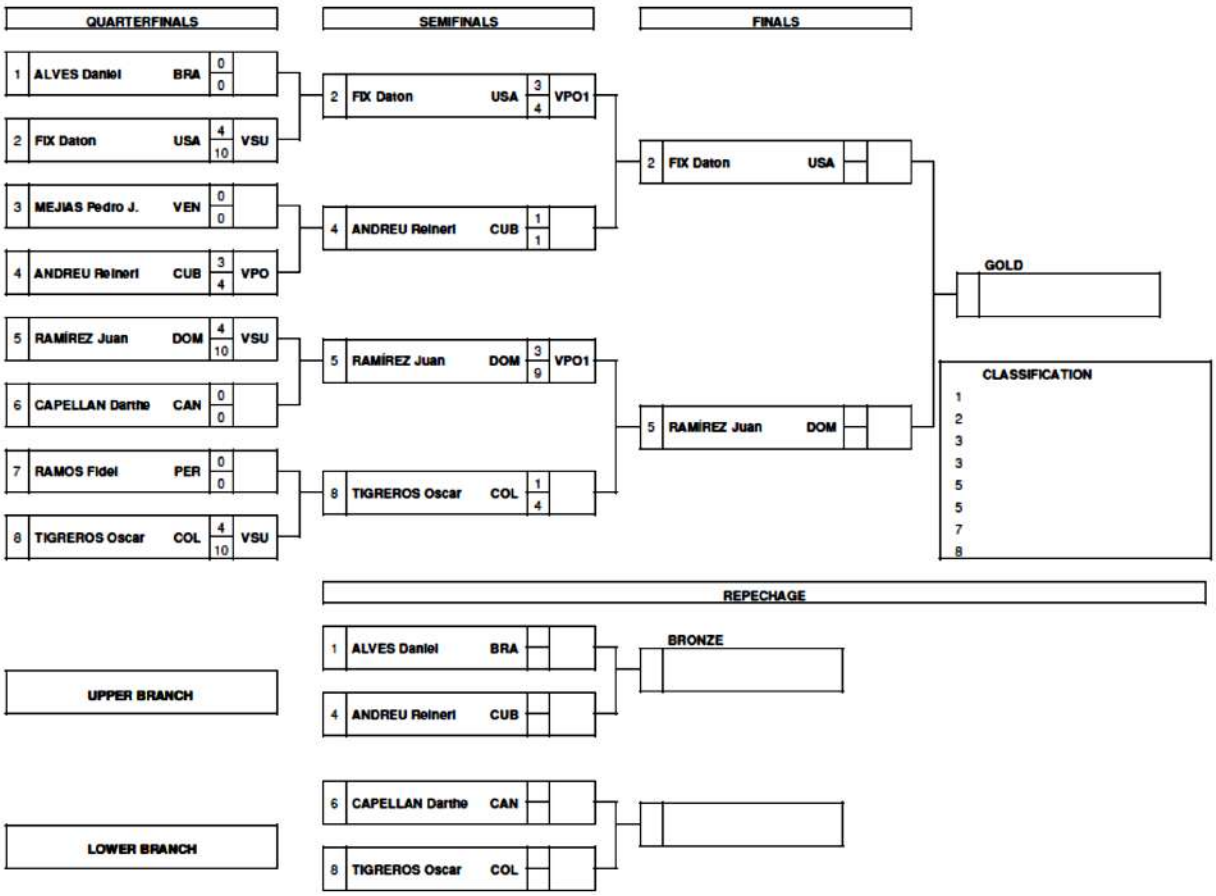

Estilo Libre 65 Kilogramos Masculino

COLISEO MIGUEL GRAU
MIGUEL GRAU COLISEUM

LUCHA
WRESTLING

ESTILO LIBRE MASCULINO 65 KG
MEN'S FREESTYLE 65 KG

LISTA DE INSCRIPCIONES POR PESO As of 6 AUG 2019

ENTRY LIST BY WEIGHT CATEGORY

NOC	Name	Date of Birth
ARG - Argentina	DESTRIBATS Agustin	30 OCT 1997
CUB - Cuba	VALDÉS Alejandro E.	18 NOV 1988
DOM - Dominican Republic	RUDESINDO Albaro	25 FEB 1997
ECU - Ecuador	SANCHEZ Mauricio	14 MAY 1993
MEX - Mexico	DÍAZ Brandon	24 MAR 1993
PER - Peru	MALLQUI Luis E.	29 AUG 1995
USA - United States of America	EIERMAN Jaydin	2 MAY 1996
VEN - Venezuela	RODRIGUEZ Wilfredo	4 JUL 1995

Total: 8 wrestlers

COLISEO MIGUEL GRAU
MIGUEL GRAU COLISEUM

VIE FRI
9 AUG 2019
11:50

LUCHA
WRESTLING

ESTILO LIBRE MASCULINO 65 KG
MEN'S FREESTYLE 65 KG

COMBATE NO 102 - MAT A
BOUT NO 102 - MAT A

RESULTADOS DE COMBATE
BOUT RESULTS

Referee	No 11
Judge	No 13
Mat Chairman	No 7

RED		
NAME	**NOC Code**	**No**
SANCHEZ Mauricio	ECU	2

BLUE		
NAME	**NOC Code**	**No**
RUDESINDO Albaro	DOM	3

PERIOD	TECHNICAL POINTS	TOTAL		PERIOD	TECHNICAL POINTS	TOTAL
1st				1st	2 2 2 2 2	
			BREAK			
2nd				2nd		

0	TECHNICAL POINTS TOTAL RED
TECHNICAL POINTS TOTAL BLUE	10

CLASSIFICATION POINTS

0	4

WINNER	EXACT TIME WHEN THE BOUT IS FINISHED
RUDESINDO Albaro(DOM)	11:52

VSU 4:0	**VICTORY BY TECHNICAL SUPERIORITY** Without any point scored by the opponent

COLISEO MIGUEL GRAU
MIGUEL GRAU COLISEUM

VIE FRI
9 AUG 2019
11:50

LUCHA
WRESTLING

ESTILO LIBRE MASCULINO 65 KG
MEN'S FREESTYLE 65 KG

COMBATE NO 102 - MAT A
BOUT NO 102 - MAT A

RESULTADOS DE COMBATE
BOUT RESULTS

Referee	No 11
Judge	No 13
Mat Chairman	No 7

RED		
NAME	NOC Code	No
SANCHEZ Mauricio	ECU	2

BLUE		
NAME	NOC Code	No
RUDESINDO Albaro	DOM	3

PERIOD	TECHNICAL POINTS	TOTAL		PERIOD	TECHNICAL POINTS	TOTAL
1st				1st	2 2 2 2 2	
			BREAK			
2nd				2nd		

0	TECHNICAL POINTS TOTAL RED
TECHNICAL POINTS TOTAL BLUE	10

CLASSIFICATION POINTS

0	4

WINNER	EXACT TIME WHEN THE BOUT IS FINISHED
RUDESINDO Albaro(DOM)	11:52

VSU 4:0	**VICTORY BY TECHNICAL SUPERIORITY** Without any point scored by the opponent

COLISEO MIGUEL GRAU
MIGUEL GRAU COLISEUM

VIE FRI
9 AUG 2019
18:23

LUCHA
WRESTLING

ESTILO LIBRE MASCULINO 65 KG
MEN'S FREESTYLE 65 KG

COMBATE NO 130 - MAT A
BOUT NO 130 - MAT A

RESULTADOS DE COMBATE
BOUT RESULTS

Referee	No 3
Judge	No 15
Mat Chairman	No 1

RED		
NAME	**NOC Code**	**No**
RUDESINDO Albaro	DOM	3

BLUE		
NAME	**NOC Code**	**No**
VALDÉS Alejandro E.	CUB	8

PERIOD	TECHNICAL POINTS	TOTAL
1st		0
BREAK		
2nd		

PERIOD	TECHNICAL POINTS	TOTAL
1st	2 2 2 2	8
2nd	2	

0	**TECHNICAL POINTS TOTAL** RED

TECHNICAL POINTS TOTAL BLUE	10

CLASSIFICATION POINTS

0	4

WINNER	EXACT TIME WHEN THE BOUT IS FINISHED
VALDÉS Alejandro E.(CUB)	18:30

VSU 4:0	**VICTORY BY TECHNICAL SUPERIORITY** Without any point scored by the opponent

COLISEO MIGUEL GRAU
MIGUEL GRAU COLISEUM

VIE FRI
9 AUG 2019

LUCHA
WRESTLING

ESTILO LIBRE MASCULINO 65 KG
MEN'S FREESTYLE 65 KG

HOJA DE COMPETICIÓN
COMPETITON SHEET

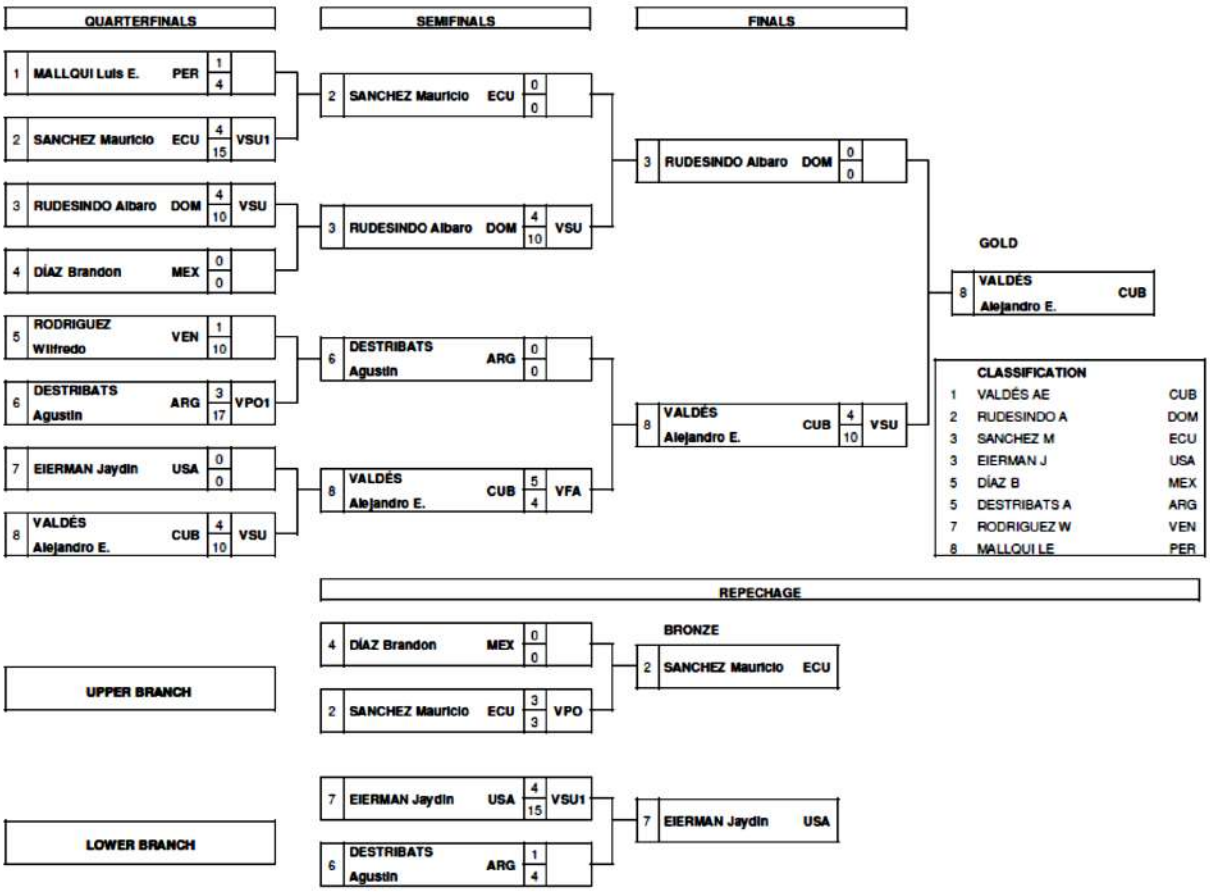

COLISEO MIGUEL GRAU
MIGUEL GRAU COLISEUM

VIE FRI
9 AUG 2019
17:15

LUCHA
WRESTLING

ESTILO LIBRE MASCULINO 65 KG
MEN'S FREESTYLE 65 KG

MEDALLISTAS
MEDALLIST

Medal	Name	NOC
GOLD	VALDÉS Alejandro E.	CUB - Cuba
SILVER	RUDESINDO Albaro	DOM - Dominican Republic
BRONZE	EIERMAN Jaydin	USA - United States of America
BRONZE	SANCHEZ Mauricio	ECU - Ecuador

Estilo Libre 74 Kilogramos Masculino

COLISEO MIGUEL GRAU
MIGUEL GRAU COLISEUM

LUCHA
WRESTLING

ESTILO LIBRE MASCULINO 74 KG
MEN'S FREESTYLE 74 KG

LISTA DE INSCRIPCIONES POR PESO As of 6 AUG 2019

ENTRY LIST BY WEIGHT CATEGORY

NOC	Name	Date of Birth
ARG - Argentina	LLANO Jorge Ivan	2 SEP 1994
CAN - Canada	BALFOUR Jevon	3 DEC 1994
COL - Colombia	GUZMAN Hernan	6 NOV 1993
CUB - Cuba	GARZÓN Geandry	5 NOV 1983
DOM - Dominican Republic	RODRÍGUEZ Julio R.	31 MAY 1997
PER - Peru	HERRERA Abel	25 FEB 1985
PUR - Puerto Rico	GOMEZ Franklin	5 AUG 1986
USA - United States of America	BURROUGHS Jordan	8 JUL 1988

Total: 8 wrestlers

COLISEO MIGUEL GRAU
MIGUEL GRAU COLISEUM

SÁB SAT
10 AUG 2019
10:01

LUCHA
WRESTLING

ESTILO LIBRE MASCULINO 74 KG
MEN'S FREESTYLE 74 KG

COMBATE NO 151 - MAT B
BOUT NO 151 - MAT B

RESULTADOS DE COMBATE
BOUT RESULTS

Referee	No 2
Judge	No 12
Mat Chairman	No 4

RED		
NAME	**NOC Code**	**No**
RODRÍGUEZ Julio R.	DOM	1

BLUE		
NAME	**NOC Code**	**No**
GARZÓN Geandry	CUB	2

PERIOD	TECHNICAL POINTS		TOTAL		PERIOD	TECHNICAL POINTS		TOTAL
1st			0		1st		1	1
				BREAK				
2nd	2		2		2nd	2	2	4

2	**TECHNICAL POINTS TOTAL** RED	**TECHNICAL POINTS TOTAL** BLUE	5

CLASSIFICATION POINTS

1	3

WINNER	EXACT TIME WHEN THE BOUT IS FINISHED
GARZÓN Geandry(CUB)	10:10

VPO1 3:1	**VICTORY BY POINTS** With point(s) scored by the opponent

COLISEO MIGUEL GRAU
MIGUEL GRAU COLISEUM

SÁB SAT
10 AUG 2019

LUCHA
WRESTLING

ESTILO LIBRE MASCULINO 74 KG
MEN'S FREESTYLE 74 KG

HOJA DE COMPETICIÓN
COMPETITON SHEET

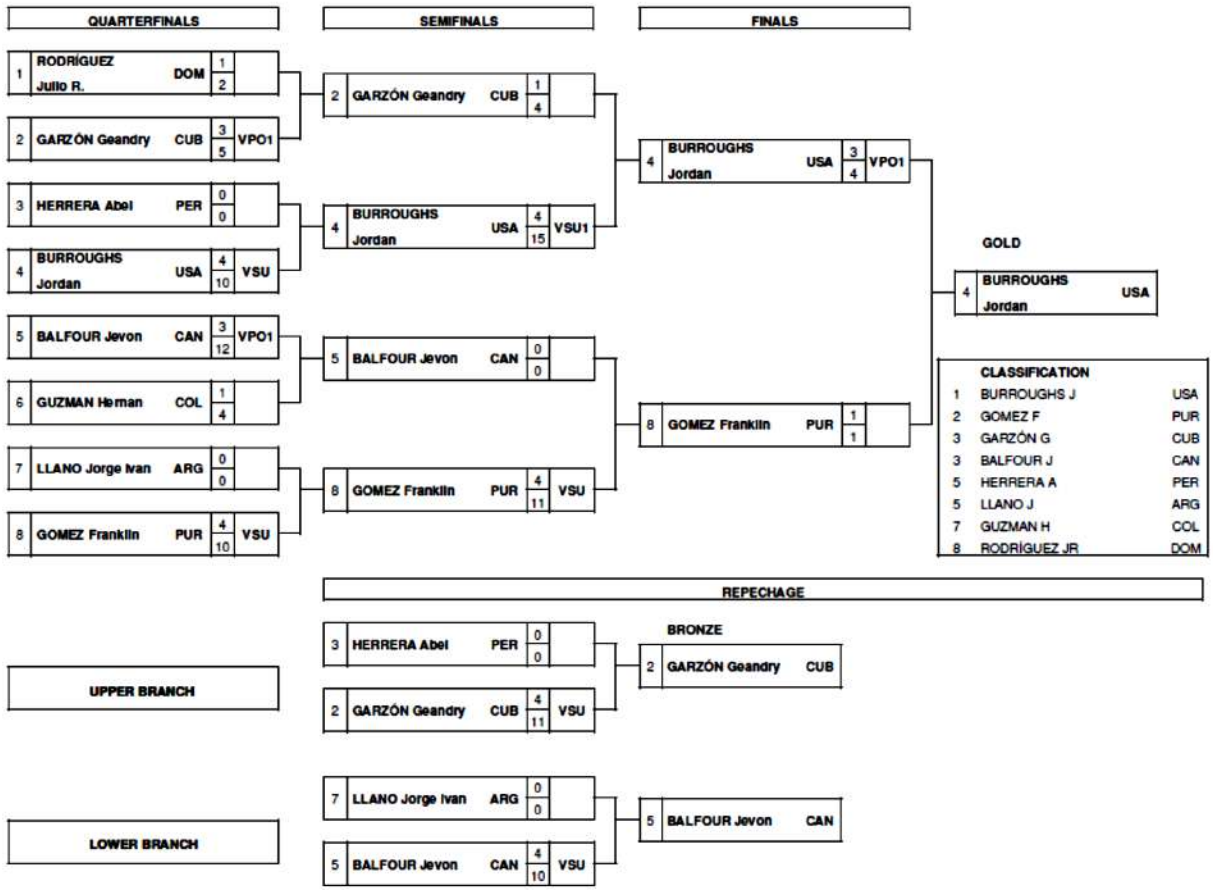

Estilo Libre 97 Kilogramos Masculino

COLISEO MIGUEL GRAU
MIGUEL GRAU COLISEUM

LUCHA
WRESTLING

ESTILO LIBRE MASCULINO 97 KG
MEN'S FREESTYLE 97 KG

LISTA DE INSCRIPCIONES POR PESO As of 6 AUG 2019

ENTRY LIST BY WEIGHT CATEGORY

NOC	Name	Date of Birth
CAN - Canada	STEEN Jordan	26 JUN 1991
CRC - Costa Rica	LACEY Maxwell L.	11 SEP 1995
CUB - Cuba	SALAS Reineris	17 MAR 1987
DOM - Dominican Republic	PÉREZ Luis Miguel	8 NOV 1988
PER - Peru	VALVERDE Ronald	16 NOV 1985
PUR - Puerto Rico	RAMOS Evan	3 APR 1995
USA - United States of America	SNYDER Kyle	20 NOV 1995
VEN - Venezuela	DIAZ Jose	22 FEB 1989

Total: 8 wrestlers

COLISEO MIGUEL GRAU
MIGUEL GRAU COLISEUM

SÁB SAT
10 AUG 2019
10:21

LUCHA
WRESTLING

ESTILO LIBRE MASCULINO 97 KG
MEN'S FREESTYLE 97 KG

COMBATE NO 153 - MAT B
BOUT NO 153 - MAT B

RESULTADOS DE COMBATE
BOUT RESULTS

Referee	No 18
Judge	No 8
Mat Chairman	No 6

RED		
NAME	**NOC Code**	**No**
PÉREZ Luis Miguel	DOM	3

BLUE		
NAME	**NOC Code**	**No**
LACEY Maxwell L.	CRC	4

PERIOD	TECHNICAL POINTS	TOTAL		PERIOD	TECHNICAL POINTS	TOTAL
1st	1 2 2 2 1 2 2			1st	1 1	
			BREAK			
2nd				2nd		

12	**TECHNICAL POINTS TOTAL** RED	**TECHNICAL POINTS TOTAL** BLUE	2

CLASSIFICATION POINTS

4	1

WINNER	EXACT TIME WHEN THE BOUT IS FINISHED
PÉREZ Luis Miguel(DOM)	10:24

VSU1 4:1	**VICTORY BY TECHNICAL SUPERIORITY** With point(s) scored by the opponent

COLISEO MIGUEL GRAU
MIGUEL GRAU COLISEUM

SÁB SAT
10 AUG 2019
11:05

LUCHA
WRESTLING

ESTILO LIBRE MASCULINO 97 KG
MEN'S FREESTYLE 97 KG

COMBATE NO 160 - MAT B
BOUT NO 160 - MAT B

RESULTADOS DE COMBATE
BOUT RESULTS

Referee	No 18
Judge	No 6
Mat Chairman	No 8

RED		
NAME	**NOC Code**	**No**
DIAZ Jose	VEN	1

BLUE		
NAME	**NOC Code**	**No**
PÉREZ Luis Miguel	DOM	3

PERIOD	TECHNICAL POINTS		TOTAL		PERIOD	TECHNICAL POINTS		TOTAL
1st	1 1		2		1st		1	1
				BREAK				
2nd	2 2 2		6		2nd			0

8	**TECHNICAL POINTS TOTAL** **RED**	**TECHNICAL POINTS TOTAL** **BLUE**	1

CLASSIFICATION POINTS

3	1

WINNER	EXACT TIME WHEN THE BOUT IS FINISHED
DIAZ Jose(VEN)	11:13

VPO1 **3:1**	**VICTORY BY POINTS** With point(s) scored by the opponent

COLISEO MIGUEL GRAU
MIGUEL GRAU COLISEUM

SÁB SAT
10 AUG 2019
17:30

LUCHA
WRESTLING

ESTILO LIBRE MASCULINO 97 KG
MEN'S FREESTYLE 97 KG

COMBATE NO 173 - MAT B
BOUT NO 173 - MAT B

RESULTADOS DE COMBATE
BOUT RESULTS

Referee	No 7
Judge	No 16
Mat Chairman	No 8

RED		
NAME	**NOC Code**	**No**
STEEN Jordan	CAN	2

BLUE		
NAME	**NOC Code**	**No**
PÉREZ Luis Miguel	DOM	3

PERIOD	TECHNICAL POINTS	TOTAL		PERIOD	TECHNICAL POINTS	TOTAL
1st				1st	2 2 2 2 2	
			BREAK			
2nd				2nd		

0	**TECHNICAL POINTS TOTAL** RED	**TECHNICAL POINTS TOTAL** BLUE	10

CLASSIFICATION POINTS

0	4

WINNER	EXACT TIME WHEN THE BOUT IS FINISHED
PÉREZ Luis Miguel(DOM)	17:31

VSU 4:0	**VICTORY BY TECHNICAL SUPERIORITY** Without any point scored by the opponent

COLISEO MIGUEL GRAU
MIGUEL GRAU COLISEUM

SÁB SAT
10 AUG 2019

LUCHA
WRESTLING

ESTILO LIBRE MASCULINO 97 KG
MEN'S FREESTYLE 97 KG

HOJA DE COMPETICIÓN
COMPETITON SHEET

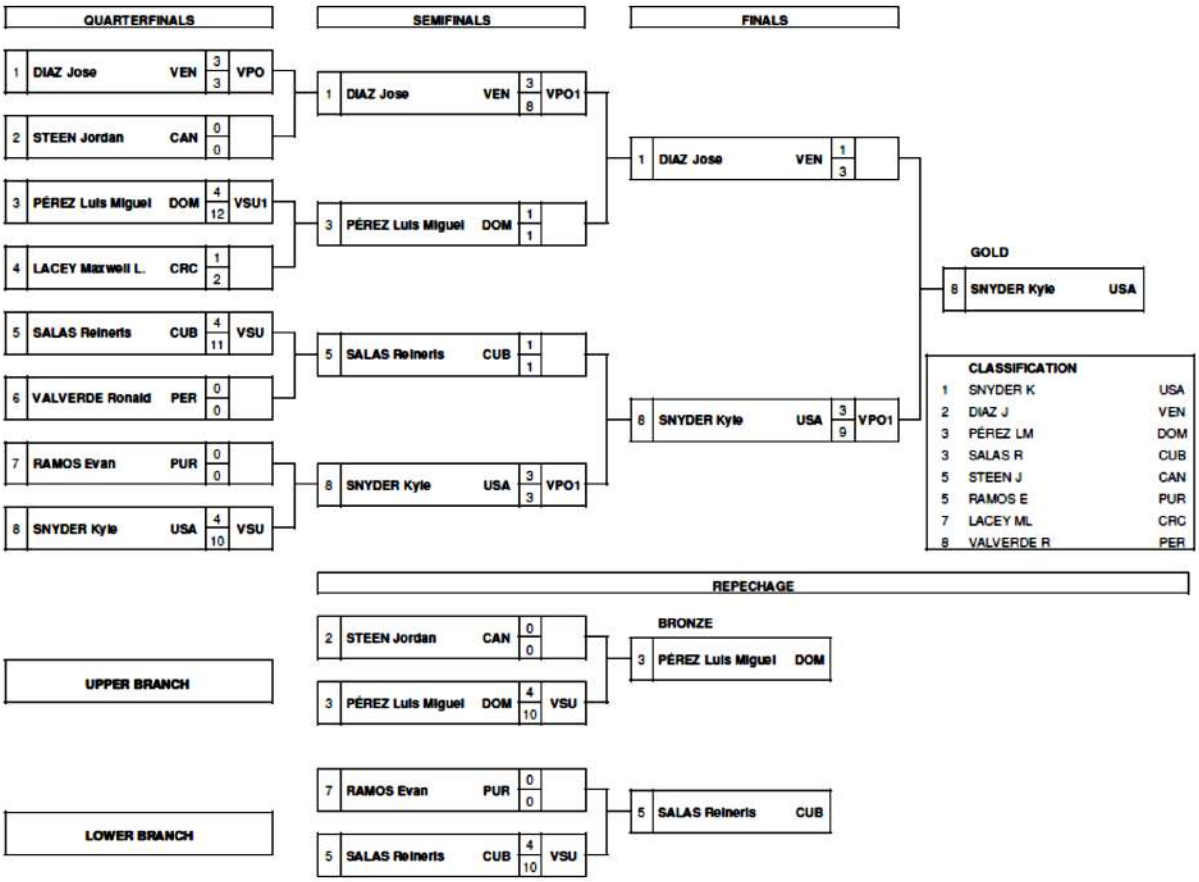

COLISEO MIGUEL GRAU
MIGUEL GRAU COLISEUM

LUCHA
WRESTLING

ESTILO LIBRE MASCULINO 97 KG
MEN'S FREESTYLE 97 KG

SÁB SAT
10 AUG 2019
16:55

MEDALLISTAS
MEDALLIST

Medal	Name	NOC
GOLD	SNYDER Kyle	USA - United States of America
SILVER	DIAZ Jose	VEN - Venezuela
BRONZE	PÉREZ Luis Miguel	DOM - Dominican Republic
BRONZE	SALAS Reineris	CUB - Cuba



NATACIÓN

Delegación de Natación

Krystal Denise Lara Garzon	Atleta
Josué Domínguez Ramos	Atleta
Margarita María Jaquez	Delegada
Robert De Jesus Núñez Domínguez	Entrenador

100 Mts. Dorso Femenino

CENTRO ACUÁTICO
AQUATIC CENTER

JUE THU
8 AUG 2019
11:45

NATACIÓN
SWIMMING

100M DORSO FEMENINO
WOMEN'S 100M BACKSTROKE

PRELIMINARES
HEATS

LIMA 2019

RESULTADOS
RESULTS

	Record	Name	NOC Code	Location	Date
WR	57.57	SMITH Regan	USA	Gwangju (KOR)	28 JUL 2019
PR	59.05	COUGHLIN Natalie	USA	Toronto (CAN)	18 JUL 2015

Heat 1 of 4 — **Event No. 20**

Rank	Lane	Name	NOC Code	R.T.	50m	Time	Time Behind
1	4	FRANK RODRIGUEZ Nicole	URU	0.81	(1) 32.20	1:06.89 34.69	
2	5	INCE Kimberly Evelyn	GRN	0.70	(2) 33.70	1:10.48 36.78	3.59
3	3	HERNANDEZ Maria Gabriela	NCA	0.73	(3) 34.69	1:11.75 37.06	4.86

Heat 2 of 4

Rank	Lane	Name	NOC Code	R.T.	50m	Time	Time Behind
1	4	PIRES DE MEDEIROS Etiene	BRA	0.64	(1) 29.56	1:02.85 33.29	
2	5	ARCILA Isabella	COL	0.76	(2) 30.11	1:03.59 33.48	0.74
3	6	MENESES KOVACS Athena	MEX	0.63	(3) 30.92	1:04.74 33.82	1.89
4	3	GUZMAN Celismar	PUR	0.57	(4) 31.30	1:04.75 33.45	1.90
5	7	BECALI MARTÍ Andrea Alicia	CUB	0.69	(6) 31.82	1:04.98 33.16	2.13
6	1	SOLANO OCAMPO D	ECU	0.62	(5) 31.64	1:05.45 33.81	2.60
7	2	ARDILES QUIROZ Trinidad Paz	CHI	0.75	(7) 32.11	1:06.66 34.55	3.81

Heat 3 of 4

Rank	Lane	Name	NOC Code	R.T.	50m	Time	Time Behind
1	4	DE LOOF Alexandra	USA	0.62	(1) 29.27	1:01.12 31.85	
2	6	MARQUEZ ORELLANA C	ESA	0.55	(3) 29.96	1:01.92 31.96	0.80
3	3	BERRINO Andrea Eliana	ARG	0.63	(2) 29.79	1:02.34 32.55	1.22
4	5	BROAD Madison Mackenz	CAN	0.72	(4) 30.00	1:02.99 32.99	1.87
5	1	SOTOMAYOR ACUÑA A	PER	0.58	(5) 31.19	1:04.96 33.77	3.84
6	7	TITUS Danielle Charis	BAR	0.73	(6) 32.00	1:05.40 33.40	4.28
	2	HURTADO PEREDA A	PER			DNS	

CENTRO ACUÁTICO
AQUATIC CENTER

JUE THU
8 AUG 2019
11:45

NATACIÓN
SWIMMING

100M DORSO FEMENINO
WOMEN'S 100M BACKSTROKE

PRELIMINARES
HEATS

RESULTADOS
RESULTS

	Record	Name	NOC Code	Location	Date
WR	57.57	SMITH Regan	USA	Gwangju (KOR)	28 JUL 2019
PR	59.05	COUGHLIN Natalie	USA	Toronto (CAN)	18 JUL 2015

Heat 4 of 4

Rank	Lane	Name	NOC Code	R.T.	50m	Time	Time Behind
1	4	**BACON Phoebe**	USA	0.71	(1) 29.01	**59.66** 30.65	
2	5	**HANUS Danielle Franci**	CAN	0.59	(2) 29.53	**1:00.75** 31.22	1.09
3	6	**DE GOEIJ Fernanda**	BRA	0.59	(3) 30.10	**1:01.63** 31.53	1.97
4	3	**LARA GARZON Krystal Denise**	DOM	0.53	(4) 30.19	**1:03.58** 33.39	3.92
5	1	**DONAHUE Gabriela**	TTO	0.55	(5) 30.56	**1:04.74** 34.18	5.08
6	2	**GONZALEZ Carla**	VEN	0.75	(6) 31.38	**1:05.62** 34.24	5.96
7	8	**MURUA Nimia Melissa G**	PAN	0.61	(7) 31.76	**1:05.63** 33.87	5.97
8	7	**ARRUA Maria Jose**	PAR	0.53	(8) 32.70	**1:07.25** 34.55	7.59

CENTRO ACUÁTICO
AQUATIC CENTER

MIÉ WED
7 AUG 2019
21:35

NATACIÓN
SWIMMING

200M DORSO FEMENINO
WOMEN'S 200M BACKSTROKE

FINAL A
FINAL A

RESULTADOS
RESULTS

	Record	Name	NOC Code	Location	Date
WR	2:03.05	SMITH Regan	USA	Gwangju (KOR)	26 JUL 2019
PR	2:08.22	CALDWELL Hilary	CAN	Toronto (CAN)	15 JUL 2015

Final A **Event No. 13**

Rank	Lane	Name	NOC Code	R.T.	50m	100m	150m	Time	Time Behind
1	5	**WALSH Alexandra**	USA	0.78	(3) 30.87	(2) 1:03.42 32.55	(1) 1:35.73 32.31	**2:08.30** 32.57	
2	4	**STADDEN Isabelle**	USA	0.71	(1) 30.43	(1) 1:03.18 32.75	(2) 1:36.16 32.98	**2:08.39** 32.23	0.09
3	3	**GLOVER Mackenzie Eliza**	CAN	0.78	(4) 31.11	(3) 1:04.00 32.89	(3) 1:37.31 33.31	**2:10.95** 33.64	2.65
4	6	**DE GOEIJ Fernanda**	BRA	0.58	(7) 31.56	(7) 1:05.23 33.67	(6) 1:38.84 33.61	**2:11.95** 33.11	3.65
5	2	**BERRINO Andrea Eliana**	ARG	0.64	(5) 31.12	(5) 1:04.63 33.51	(4) 1:38.67 34.04	**2:12.71** 34.04	4.41
6	7	**BROAD Madison Mackenz**	CAN	0.68	(2) 30.44	(4) 1:04.06 33.62	(5) 1:38.71 34.65	**2:12.82** 34.11	4.52
7	8	**PEROTTI Florencia**	ARG	0.64	(8) 31.62	(8) 1:05.79 34.17	(8) 1:41.18 35.39	**2:16.75** 35.57	8.45
8	1	**LARA GARZON Krystal Denise**	DOM	0.49	(6) 31.29	(6) 1:04.90 33.61	(7) 1:40.38 35.48	**2:17.09** 36.71	8.79

RESULTADOS
RESULTS

	Record	Name	NOC Code	Location	Date
WR	56.88	LEHANE Sean	USA	Gwangju (KOR)	21 JUL 2019
PR	59.21	FRANCA DA SILVA Felipe	BRA	Toronto (CAN)	17 JUL 2015

Heat 1 of 4 — **Event No. 4**

Rank	Lane	Name	NOC Code	R.T.	50m	Time	Time Behind
1	3	**GÁLVEZ ENGELS José Tomás**	CHI	0.60	(1) 30.95	**1:06.47** 35.52	
2	4	**GRAND'PIERRE A**	HAI	0.69	(3) 31.61	**1:07.32** 35.71	0.85
3	5	**CASTILLO ROMERO M**	PER	0.69	(2) 31.28	**1:07.68** 36.40	1.21

Heat 2 of 4

Rank	Lane	Name	NOC Code	R.T.	50m	Time	Time Behind
1	4	**CORDES Kevin**	USA	0.69	(1) 27.96	**1:00.58** 32.62	
2	5	**DE LARA OJEDA M**	MEX	0.72	(2) 28.58	**1:01.04** 32.46	0.46
3	3	**MAHECHA Carlos Arturo**	COL	0.76	(5) 29.21	**1:02.32** 33.11	1.74
4	2	**DOMINGUEZ RAMOS Josue**	DOM	0.62	(6) 29.39	**1:02.74** 33.35	2.16
5	7	**SANES Adriel**	ISV	0.68	(4) 29.19	**1:03.03** 33.84	2.45
6	6	**PRONO Renato**	PAR	0.63	(3) 28.59	**1:03.08** 34.49	2.50
7	1	**HERRERA Arnoldo Felipe**	CRC	0.70	(7) 30.47	**1:07.11** 36.64	6.53
8	8	**RUSSELL William Tyler**	BAH	0.64	(8) 30.60	**1:07.67** 37.07	7.09

Heat 3 of 4

Rank	Lane	Name	NOC Code	R.T.	50m	Time	Time Behind
1	4	**GOMES JUNIOR João Luiz**	BRA	0.65	(1) 27.50	**59.57** 32.07	
2	5	**MURILLO Jorge Mario**	COL	0.65	(2) 28.36	**1:01.03** 32.67	1.46
3	2	**DERGOUSOFF James**	CAN	0.70	(5) 29.04	**1:02.17** 33.13	2.60
4	3	**CLAVERIE BORGIANI C**	VEN	0.72	(3) 28.56	**1:02.67** 34.11	3.10
5	7	**HORREGO VALLE J**	HON	0.69	(6) 29.12	**1:02.94** 33.82	3.37
6	6	**CRESPO Edgar Roberto**	PAN	0.61	(4) 28.89	**1:02.95** 34.06	3.38
7	1	**CUÉ CARRILLO Johan René**	CUB	0.68	(7) 29.55	**1:04.10** 34.55	4.53
8	8	**WEEKES Luis Sebastian**	BAR	0.66	(8) 29.89	**1:05.65** 35.76	6.08



CENTRO ACUÁTICO
AQUATIC CENTER

MAR TUE
6 AUG 2019
21:23

NATACIÓN
SWIMMING

100M PECHO MASCULINO
MEN'S 100M BREASTSTROKE

FINAL B
FINAL B





RESULTADOS
RESULTS

	Record	Name	NOC Code	Location	Date
WR	56.88	PEATY Adam	USA	Gwangju (KOR)	21 JUL 2019
PR	59.21	CHUPKOV Anton	RUS	Toronto (CAN)	17 JUL 2015

Final B **Event No. 4**

Rank	Lane	Name	NOC Code	R.T.	50m	Time	Time Behind
1	6	**GUARENTE G. M**	VEN	0.62	(1) 28.65	**1:01.59** 32.94	
2	5	**DERGOUSOFF James**	CAN	0.71	(4) 29.16	**1:02.00** 32.84	0.41
3	8	**CRESPO Edgar Roberto**	PAN	0.62	(2) 28.76	**1:02.31** 33.55	0.72
4	1	**HORREGO VALLE J**	HON	0.71	(8) 29.53	**1:02.37** 32.84	0.78
5	4	**MORELLI Gabriel Osvaldo**	ARG	0.71	(6) 29.39	**1:02.52** 33.13	0.93
6	3	**MAHECHA Carlos Arturo**	COL	0.75	(7) 29.48	**1:02.68** 33.20	1.09
7	2	**CLAVERIE BORGIANI C**	VEN	0.72	(3) 29.10	**1:02.98** 33.88	1.39
8	7	**DOMINGUEZ RAMOS Josue**	DOM	0.62	(5) 29.24	**1:03.03** 33.79	1.44



PENTATLÓN

Delegación de Pentatlón

Cecilia Karina Fermín Hernández	Atleta
Katherine Nicole Garrido Espinosa	Atleta
Brayans Almonte	Atleta
Gabriel Domínguez Brito	Atleta
Freddy Nuñez Jorge	Delegado
Orlando Salvador Delgado	Entrenador
Martín Hache Acta	Entrenador



Escuela Militar de Chorrillos
Chorrillos Military School

SUN 28 JUL 2019
Start Time 15:30

Pentatlón moderno
Modern Pentathlon

Masculino
Men's Individual

Laser-Run Hombres
Men's Laser-Run



Resultados (Laser-Run individual)

Results (Individual Laser-Run)

Rk	St. No.	Name	NOC Code	Shooting 1			Shooting 2			Shooting 3			Shooting 4			Total ST	Running Time	Laser-Run Time	Pen.	MP Points	Rem.
				V	T	ST	V	T	ST	V	T	ST	V	T	ST						
1	2	FERNANDEZ WANKE C	GUA	5	7	12.80	5	7	11.80	5	8	13.90	5	6	9.90	48.39		10:48.00		652	
2	4	VILLAMAYOR S	ARG	5	7	12.30	5	12	21.90	5	8	14.30	5	6	9.80	58.16		10:56.00		644	
3	6	DERS DEL ROSARIO L	CUB	5	5	9.20	5	7	14.20	5	6	11.20	5	7	13.80	48.43		10:58.00		642	
4	1	BUSTOS RODRIGUEZ E	CHI	5	8	15.40	5	8	16.10	5	8	15.30	5	5	8.40	55.16		11:00.00		640	
5	11	ZAPATA E	ARG	5	6	11.00	5	7	16.30	5	7	14.00	5	8	15.70	57.10		11:06.00		634	
6	10	CARRILLO GONZALEZ	MEX	5	7	13.20	5	10	18.10	5	7	12.90	5	6	10.30	54.49		11:12.00		628	
7	8	FIGUEROA GARCIA J	CUB	5	5	8.20	5	5	8.70	5	9	16.70	5	9	16.50	50.17		11:13.00		627	
8	28	DOMINGUEZ BIDO G	DOM	5	6	9.60	5	10	17.80	5	6	10.40	5	12	22.40	60.16		11:17.00		623	
9	23	IMERI CABRERA J	GUA	5	6	10.40	5	6	10.20	5	11	20.50	5	7	11.80	52.94		11:19.00		621	
9	14	ORTIZ JAQUE B	CHI	5	6	11.40	5	5	9.10	5	9	19.80	5	5	10.10	50.34		11:19.00		621	
11	12	DE MORAES FAGUNDES	BRA	5	7	11.80	5	8	14.00	5	7	11.40	5	10	19.90	57.15		11:22.00		618	
12	5	LIMA DO NASCIMENTO	BRA	5	7	13.30	5	7	14.00	5	6	11.40	5	7	13.20	51.91		11:24.00		616	
13	25	ANDERSON B	USA	5	6	10.20	5	5	8.00	5	6	10.30	5	9	15.40	43.91		11:25.00		615	
14	9	STEVENS P	CAN	5	10	20.10	5	9	17.00	5	8	15.40	5	6	10.70	63.17		11:29.00		611	
15	3	ELGEZIRY A	USA	5	7	14.80	5	11	24.50	5	8	18.10	5	6	12.70	70.60		11:31.00		609	
16	7	SILVA L	ARG	5	6	10.30	5	8	18.00	5	12	24.50	5	8	15.00	67.76		11:32.00		608	
17	26	PADILLA LAZCANO M	MEX	5	11	22.00	5	12	29.00	5	10	20.40	5	10	20.00	91.43		11:38.00		602	
18	27	TORRES ROBLES A	ECU	5	9	15.90	5	13	20.50	5	10	16.00	5	11	17.60	69.98		11:39.00		601	
19	22	TORRES ROBLES N	ECU	5	5	8.00	5	8	14.30	5	10	19.40	5	8	14.50	56.17		11:43.00		597	
20	13	SILVA HUERTA J	MEX	5	8	16.60	5	7	16.10	5	11	24.40	5	6	13.50	70.72		11:48.00		592	
21	16	RIKER-FOX J	CAN	5	7	15.90	5	8	17.40	5	8	16.70	5	7	15.80	65.91		11:53.00		587	
21	30	MENA REATEGUI J	PER	5	9	19.10	5	10	24.70	5	11	26.90	5	18	41.00	111.70		11:53.00		587	
23	32	ALMONTE B	DOM	5	9	13.30	5	8	12.70	5	9	15.30	5	9	15.00	56.37		12:17.00		563	
24	21	CONDORI MONTERO J	PER	5	9	16.10	5	9	16.00	5	16	30.60	5	8	16.50	79.21		12:19.00		561	
25	18	SEQUERA E	VEN	5	7	13.80	5	11	23.30	5	5	9.90	5	16	36.30	83.26		12:36.00		544	
26	29	BLANCO ARANDA B	URU	5	14	28.50	5	11	21.00	5	6	10.30	5	8	15.20	75.10		12:40.00		540	
27	31	ROLLANO CERROGRAND	BOL	5	6	12.20	5	11	25.20	5	11	24.80	5	8	17.80	79.98		12:43.00		537	
28	17	TININI STHENCHS J	BOL	5	8	20.60	5	13	25.30	5	7	15.20	5	19	40.10	101.14		12:50.00		530	
29	15	SILVA LEDESMA MUST	URU	5	11	24.10	5	9	17.80	5	9	19.80	5	6	11.70	73.33		13:22.00		498	
30	19	SMITH S	PAN	5	12	29.50	5	13	35.90	2	13	50.00	2	13	50.00	146.76		13:48.00		472	
31	20	VALDERRAMA MATALLA	COL	5	8	20.10	5	13	36.80	1	12	50.00	2	11	50.00	131.21		14:34.00		426	
32	24	SEQUERA B	VEN																	0	DNS

LEGEND:

DNS	Did Not Start	**MP**	Modern Pentathlon	**Pen.**	Penalty time	**Rem.**	Remarks
Rk	Rank	**ST**	Shooting time in seconds	**St. No.**	Start number	**T**	Total shots
V	Valid shots						



Escuela Militar de Chorrillos
Chorrillos Military School

SUN 28 JUL 2019
Start Time 13:45

Pentatlon moderno
Modern Pentathlon
Masculino
Men's Individual
Equitacion Hombres
Men's Riding Show Jumping



Resultados (Equitación)
Results (Riding)

Rank	Bib/ Start No.	Name	NOC Code	Horse Name	Time	Penalties				MP Points	Rem.
						Warm up	Obs.	Time	Other		
1	30	BUSTOS RODRIGUEZ Esteban Andres	CHI	Quote	66.30					300	
2	16	STEVENS Peter	CAN	Divina	69.33		7			293	
3	20	FIGUEROA GARCIA Jose Ricardo	CUB	Agamenon	70.23		7			293	
4	32	FERNANDEZ WANKE Charles David	GUA	Divina	73.61		7	2		291	
5	31	ELGEZIRY Amro	USA	Raction	75.80		7	4		289	
6	21	SILVA Leandro Nicolas	ARG	Quarry	74.90		10	3		287	
7	1	CONDORI MONTERO Juan Carlos	PER	Calipso	68.77		14			286	
8	26	VILLAMAYOR Sergio Ali	ARG	Raty	73.28		14	2		284	
9	14	ORTIZ JAQUE Benjamin Alfons	CHI	Quote	65.82		21			279	
10	27	LIMA DO NASCIMENTO Felipe	BRA	Mont Parnasse	67.80		21			279	
11	25	DERS DEL ROSARIO Lester	CUB	Kaylin	69.63		21			279	
12	19	CARRILLO GONZALEZ Duilio Jared	MEX	Capriolo	79.07		14	8		278	
13	10	SILVA LEDESMA MUSTO Joaquin Diego	URU	Raty	79.72		14	8		278	
14	17	SILVA HUERTA Jose Melchor	MEX	Calipso	75.05		28	4		268	
15	11	RIKER-FOX Joel Michal	CAN	Mont Parnasse	86.84		17	15		268	
16	9	TININI STHENCHS Jesus Daniel	BOL	Kaylin	83.13		21	12		267	
17	22	ZAPATA Emmanuel Gerard	ARG	Dallas	96.70		17	25		258	
18	5	SMITH Samuel Alfonso	PAN	Quarry	86.97		28	15		257	
19	23	DE MORAES FAGUNDES Danilo	BRA	Latinn Love	91.90		27	20		253	
20	4	VALDERRAMA MATALLAN Luis Alfonso	COL	Agamenon	81.01		38	10		252	
21	12	SEQUERA Engelberth	VEN	Albear	110.84		37	39		224	
	13	TORRES ROBLES Andres Sebastia	ECU	Assini							DNS
	29	TORRES ROBLES Nelson Guillerm	ECU	Assini			27				EL
	6	MENA REATEGUI Jair Ever Andre	PER	Dallas			57				EL
	24	SEQUERA Berengerth	VEN	Krishner			40				EL
	18	ANDERSON Brendan	USA	Parfhois			40				EL
	7	BLANCO ARANDA Bryan Fabian	URU	Latinn Love			37				EL
	3	ROLLANO CERROGRANDE Said Edwin	BOL	Capriolo							EL
	28	IMERI CABRERA Jorge David	GUA	Albear			47				EL
	15	PADILLA LAZCANO Manuel	MEX	Raction			31				EL
	2	ALMONTE Brayan	DOM	Mr. House			47				EL
	8	DOMINGUEZ BIDO Gabriel	DOM	Krishner			40				EL

LEGEND:

DNS	Did Not Start	**EL**	Eliminated	**MP**	Modern Pentathlon
No.	Number	**Obs.**	Obstacle	**Rem.**	Remarks



Escuela Militar de Chorrillos
Chorrillos Military School

SUN 28 JUL 2019
Start Time 13:45

Pentatlón moderno
Modern Pentathlon
Masculino
Men's Individual
Equitacion Hombres
Men's Riding Show Jumping



Resultados (Equitación)
Results (Riding)

Rank	Bib/ Start No.	Name	NOC Code	Horse Name	Time	Penalties				MP Points	Rem.
						Warm up	Obs.	Time	Other		
1	30	BUSTOS RODRIGUEZ Esteban Andres	CHI	Quote	66.30					300	
2	16	STEVENS Peter	CAN	Divina	69.33		7			293	
3	20	FIGUEROA GARCIA Jose Ricardo	CUB	Agamenon	70.23		7			293	
4	32	FERNANDEZ WANKE Charles David	GUA	Divina	73.61		7	2		291	
5	31	ELGEZIRY Amro	USA	Raction	75.80		7	4		289	
6	21	SILVA Leandro Nicolas	ARG	Quarry	74.90		10	3		287	
7	1	CONDORI MONTERO Juan Carlos	PER	Calipso	68.77		14			286	
8	26	VILLAMAYOR Sergio Ali	ARG	Raty	73.28		14	2		284	
9	14	ORTIZ JAQUE Benjamin Alfons	CHI	Quote	65.82		21			279	
10	27	LIMA DO NASCIMENTO Felipe	BRA	Mont Parnasse	67.80		21			279	
11	25	DERS DEL ROSARIO Lester	CUB	Kaylin	69.63		21			279	
12	19	CARRILLO GONZALEZ Duilio Jared	MEX	Capriolo	79.07		14	8		278	
13	10	SILVA LEDESMA MUSTO Joaquin Diego	URU	Raty	79.72		14	8		278	
14	17	SILVA HUERTA Jose Melchor	MEX	Calipso	75.05		28	4		268	
15	11	RIKER-FOX Joel Michal	CAN	Mont Parnasse	86.84		17	15		268	
16	9	TININI STHENCHS Jesus Daniel	BOL	Kaylin	83.13		21	12		267	
17	22	ZAPATA Emmanuel Gerard	ARG	Dallas	96.70		17	25		258	
18	5	SMITH Samuel Alfonso	PAN	Quarry	86.97		28	15		257	
19	23	DE MORAES FAGUNDES Danilo	BRA	Latinn Love	91.90		27	20		253	
20	4	VALDERRAMA MATALLAN Luis Alfonso	COL	Agamenon	81.01		38	10		252	
21	12	SEQUERA Engelberth	VEN	Albear	110.84		37	39		224	
	13	TORRES ROBLES Andres Sebastia	ECU	Assini							**DNS**
	29	TORRES ROBLES Nelson Guillerm	ECU	Assini			27				**EL**
	6	MENA REATEGUI Jair Ever Andre	PER	Dallas			57				**EL**
	24	SEQUERA Berengerth	VEN	Krishner			40				**EL**
	18	ANDERSON Brendan	USA	Parfhois			40				**EL**
	7	BLANCO ARANDA Bryan Fabian	URU	Latinn Love			37				**EL**
	3	ROLLANO CERROGRANDE Said Edwin	BOL	Capriolo							**EL**
	28	IMERI CABRERA Jorge David	GUA	Albear			47				**EL**
	15	PADILLA LAZCANO Manuel	MEX	Raction			31				**EL**
	2	ALMONTE Brayan	DOM	Mr. House			47				**EL**
	8	DOMINGUEZ BIDO Gabriel	DOM	Krishner			40				**EL**

LEGEND:					
DNS	Did Not Start	**EL**	Eliminated	**MP**	Modern Pentathlon
No.	Number	**Obs.**	Obstacle	**Rem.**	Remarks



Escuela Militar de Chorrillos
Chorrillos Military School

SAT 27 JUL 2019
Start Time 13:45

Pentatlón Moderno
Modern Pentathlon

Femenino
Women's Individual

Equitacion Mujeres
Women's Riding Show Jumping



Resultados (Equitación)
Results (Riding)

Rank	Bib/ Start No.	Name	NOC Code	Horse Name	Time	Penalties				MP Points	Rem.
						Warm up	Obs.	Time	Other		
1	4	SANCHEZ ESPINOZA Tony Glalescka	PER	Divina	74.36			3		297	
2	23	FITZSIMMONS Kelly	CAN	Capriolo	75.93			4		296	
3	28	CHAVES GUIMARAES Maria Ieda	BRA	Krishner	69.05		7			293	
4	24	CAMARA RODRIGUEZ Eliani De Las M	CUB	Agamenon	71.82		7			293	
5	18	ACHTERBERG Samantha	USA	Quote	78.61			7		293	
6	9	SAMULAK Claire Anne	CAN	Quarry	72.59		7	1		292	
7	29	MOYA LOPEZ Leydi Laura	CUB	Kaylin	76.57		7	5		288	
8	21	HERNANDEZ CUELLAR Ana Sophia	GUA	Calipso	68.74		14			286	
9	12	CUASPUD HERNANDEZ Lourdes Marcela	ECU	Krishner	78.41		7	7		286	
10	32	ARCEO GUTIERREZ Mariana	MEX	Raty	72.33		14	1		285	
11	16	VEGA ARROYOS Tamara	MEX	Raty	75.39		14	4		282	
12	25	ANTONIETTO DE ABREU Isabela	BRA	Quarry	77.41		21	6		273	
13	19	SANTANA VERISSIMO D Priscila	BRA	Raction	96.84		10	25		265	
14	17	ISAKSEN Isabella	USA	Mont Parnasse	88.07		24	17		259	
15	5	COLLINS PEREIRA Jane Vanessa	PER	Calipso	93.55		31	22		247	
16	20	PEREZ GUEVARA Delmis Dalia	CUB	Divina	119.48		30	48		222	
17	8	BIDDULPH Shauna Eileen	CAN	Agamenon	121.36		47	50		203	
	7	CABRERA CASAS Fatima Adriana	BOL	Capriolo			20				DNF
	10	LEON CALERO Valerie Nicole	ECU	Corona							DNS
	13	GARRIDO ESPINOSA Katherine Nicol	DOM	Kaylin							DNS
	1	KHOKHLOVA Iryna	ARG	Mont Parnasse							DNS
	2	CABRERA SANABIA Lucia Angelina	URU	Quote							DNS
	11	BURITICA BUITRAGO Valentina	COL	Chiflado			47				EL
	27	ZAPATA Johanna Ayelen	ARG	Chiflado			20				EL
	30	ZAPATA Pamela Gisele	ARG	Baco			54				EL
	15	DAVIS Jessica	USA	Air Class			37				EL
	3	AYALA VILLEGAS Mariela Tania	BOL	Raction			20				EL
	14	FERMIN HERNANDEZ Cecilia Karina	DOM	Baco			20				EL
	26	CABRERA ESCOBAR Sofia	GUA	Corona			20				EL
	31	DIEGUEZ GODOY Maria Ximena	GUA	Air Class			54				EL
	22	OLIVER LARA Carmen Mayan	MEX	Chieff			54				EL
	6	BRAVO BORBALAN Maria Jose	CHI	Chieff			40				EL

LEGEND:

DNF	Did Not Finish	**DNS**	Did Not Start	**EL**	Eliminated
MP	Modern Pentathlon	**No.**	Number	**Obs.**	Obstacle
Rem.	Remarks				

Resultados (Laser-Run individual)

Results (Individual Laser-Run)

Rk	St. No.	Name	NOC Code	Shooting 1			Shooting 2			Shooting 3			Shooting 4			Total ST	Running Time	Laser-Run Time	Pen.	MP Points	Rem.
				V	T	ST	V	T	ST	V	T	ST	V	T	ST						
1	8	ACHTERBERG S	USA	5	5	9.23	5	6	12.12	3	5	9.37	5	9	19.61	50.33		12:06.00		574	
2	22	OLIVER LARA C	MEX	5	7	14.21	5	7	14.83	5	6	11.91	5	5	9.55	50.50		12:07.00		573	
3	1	ARCEO GUTIERREZ M	MEX	5	12	23.39	5	14	25.07	5	13	24.69	5	10	17.02	90.17		12:16.00		564	
4	20	ZAPATA J	ARG	5	10	22.42	5	5	10.19	5	7	16.55	5	6	12.07	61.23		12:17.00		563	
5	10	VEGA ARROYOS T	MEX	5	7	15.45	5	6	12.08	5	5	9.84	5	6	12.18	49.55		12:38.00		542	
6	23	DAVIS J	USA	5	5	7.42	5	8	10.61	5	9	15.87	5	5	7.85	41.75		12:41.00		539	
7	3	MOYA LOPEZ L	CUB	5	6	10.47	5	6	10.47	5	9	17.92	5	7	11.74	50.60		12:43.00		537	
8	29	BRAVO BORBALAN M	CHI	5	7	13.26	5	5	10.70	5	5	7.65	5	5	8.08	39.69		12:55.00		525	
9	7	ANTONIETTO DE ABRE	BRA	5	12	27.40	5	10	24.10	5	8	18.90	5	8	19.30	89.75		13:02.00		518	
10	6	HERNANDEZ CUELLAR	GUA	5	6	10.80	5	8	16.90				5	7	14.00	43.73		13:06.00		514	
11	2	CHAVES GUIMARAES M	BRA	5	6	11.49	5	7	13.19	4	8	14.97	5	11	24.55	64.20		13:07.00		513	
12	11	ISAKSEN I	USA	5	6	10.95	5	6	13.64	5	5	8.50	5	12	26.12	59.21		13:11.00		509	
13	21	CABRERA ESCOBAR S	GUA	5	5	9.59	5	6	12.30	5	6	11.73	5	6	12.03	45.65		13:16.00		504	
14	9	SANTANA VERISSIMO	BRA	5	6	12.52	5	14	30.93	5	6	11.56	5	7	13.85	68.86		13:28.00		492	
15	18	DIEGUEZ GODOY M	GUA	5	10	18.30	5	10	17.40	5	7	12.60	5	7	15.30	63.61		13:33.00		487	
16	19	ZAPATA P	ARG	5	6	13.72	5	7	16.89	5	8	19.45	5	5	11.13	61.19		13:37.00		483	
17	5	CAMARA RODRIGUEZ E	CUB	5	9	19.89	5	11	27.20	5	6	12.79	5	7	15.64	75.52		13:42.00		478	
18	4	FITZSIMMONS K	CAN	5	17	36.84	5	11	22.12	5	9	19.10	5	9	21.21	99.27		13:47.00		473	
19	12	PEREZ GUEVARA D	CUB	5	16	38.60	5	8	15.03	5	12	24.94	5	7	15.45	94.20		13:48.00		472	
20	17	BIDDULPH S	CAN	5	6	12.11	5	5	10.34	5	12	28.47	5	10	24.26	75.18		13:52.00		468	
21	13	CUASPUD HERNANDEZ	ECU	5	11	21.66	5	10	19.06	5	11	20.20	5	15	29.63	90.55		14:47.00		413	
22	28	CABRERA CASAS F	BOL	5	9	19.96	5	12	28.34	5	12	32.08	5	12	32.97	113.35		14:51.00		409	
23	16	COLLINS PEREIRA J	PER	5	8	19.20	5	15	38.07	5	12	30.96	5	9	21.10	109.33		15:07.00		393	
24	25	GARRIDO ESPINOSA K	DOM	5	10	18.52	5	16	32.51	5	9	19.92	5	15	36.31	107.26		15:16.00		384	
25	30	AYALA VILLEGAS M	BOL	2	10	35.84	4	12	43.23	3	12	40.85	0	2	6.63	126.55		15:27.00		373	
26	15	SANCHEZ ESPINOZA T	PER	5	18	44.12	2	18	45.25	5	13	31.74	5	16	36.07	157.18		15:38.00		362	
27	14	SAMULAK C	CAN	5	6	14.23	5	13	42.91	5	13	35.83	5	14	39.42	132.39		16:13.00		327	
28	24	FERMIN HERNANDEZ C	DOM	5	7	18.40	5	16	40.70	5	9	20.70	5	6	12.30	92.12		16:45.00		296	
29	26	BURITICA BUITRAGO	COL	5	17	38.80	3	19	50.00	5	9	18.90	5	15	34.60	140.59		16:53.00		287	
29	31	CABRERA SANABIA L	URU	3	16	50.00	5	11	27.50	5	13	34.80	5	12	31.50	139.56		16:53.00		287	
31	32	KHOKHLOVA I	ARG																	0	DNS
31	27	LEON CALERO V	ECU																	0	DNS

LEGEND:

DNS	Did Not Start	**MP**	Modern Pentathlon	**Pen.**	Penalty time	**Rem.**	Remarks
Rk	Rank	**ST**	Shooting time in seconds	**St. No.**	Start number	**T**	Total shots
V	Valid shots						

Resultados (Natación Individual)
Results (Individual Swimming)

Rank	Name	NOC Code	Split Time			Final Time	Penalties	MP Points	Remarks
			50m	100m	150m				
1	PEREZ GUEVARA Delmis Dalia	CUB		1:06.22		2:18.89		273	
2	ARCEO GUTIERREZ Mariana	MEX		1:04.90		2:19.10		272	
3	SANTANA VERISSIMO D Priscila	BRA		1:08.06		2:19.98		271	
4	ACHTERBERG Samantha	USA		1:08.71		2:20.54		269	
5	MOYA LOPEZ Leydi Laura	CUB		1:07.27		2:22.01		266	
6	ANTONIETTO DE ABREU Isabela	BRA		1:08.98		2:22.29		266	
7	FITZSIMMONS Kelly	CAN		1:07.98		2:23.31		264	
8	DIEGUEZ GODOY Maria Ximena	GUA		1:09.52		2:24.40		262	
9	ISAKSEN Isabella	USA		1:11.71		2:25.12		260	
10	CABRERA ESCOBAR Sofia	GUA		1:10.17		2:25.20		260	
11	HERNANDEZ CUELLAR Ana Sophia	GUA		1:09.82		2:25.31		260	
12	CAMARA RODRIGUEZ Eliani De Las M	CUB		1:09.79		2:26.21		258	
13	LEON CALERO Valerie Nicole	ECU		1:11.51		2:26.92		257	
14	VEGA ARROYOS Tamara	MEX		1:09.70		2:27.23		256	
15	OLIVER LARA Carmen Mayan	MEX		1:11.45		2:28.33		254	
16	GARRIDO ESPINOSA Katherine Nicol	DOM		1:11.81		2:29.15		252	
17	DAVIS Jessica	USA		1:12.76		2:29.65		251	
18	CHAVES GUIMARAES Maria Ieda	BRA		1:11.63		2:29.68		251	
19	ZAPATA Pamela Gisele	ARG		1:12.60		2:30.47		250	
20	FERMIN HERNANDEZ Cecilia Karina	DOM		1:10.20		2:31.70		247	
21	CUASPUD HERNANDEZ Lourdes Marcela	ECU		1:13.57		2:31.85		247	
22	BURITICA BUITRAGO Valentina	COL		1:12.07		2:35.57		239	
23	ZAPATA Johanna Ayelen	ARG		1:15.55		2:37.56		235	
24	BRAVO BORBALAN Maria Jose	CHI		1:19.37		2:40.90		229	
25	CABRERA CASAS Fatima Adriana	BOL		1:19.34		2:44.22		222	
26	SAMULAK Claire Anne	CAN		1:14.96		2:47.81		215	
27	SANCHEZ ESPINOZA Tony Glalescka	PER		1:18.66		2:50.61		209	
28	BIDDULPH Shauna Eileen	CAN		1:22.51		2:59.24		192	
29	COLLINS PEREIRA Jane Vanessa	PER		1:21.71		3:00.33		190	
30	CABRERA SANABIA Lucia Angelina	URU		1:38.05		3:23.63		143	
31	AYALA VILLEGAS Mariela Tania	BOL		1:38.35		3:28.89		133	
32	KHOKHLOVA Iryna	ARG						0	DNS



FRI VI.
26 JUL 2019

Pentatlon moderno
Modern Pentathlon

Femenino
Women's Individual



Resultados intermedios / finales (individual)

Rank	Name	NOC Code	Swimming	Fencing RR + BR	Riding	Laser-Run	MP Points	Remarks
1	ARCEO GUTIERREZ Mariana W039816 27 APR 1994	MEX	272(2) 2:19.10	271(1) 25V/6D + 0	285(10) 72.33	564(3) 12:16.00	1392	
2	ACHTERBERG Samantha W039876 27 MAR 1992	USA	269(4) 2:20.54	202(16) 15V/16D + 1	293(5) 78.61	574(1) 12:06.00	1338	
3	MOYA LOPEZ Leydi Laura W038349 16 APR 1992	CUB	266(5) 2:22.01	236(8) 20V/11D + 0	288(7) 76.57	537(7) 12:43.00	1327	
4	CHAVES GUIMARAES Maria Ieda W040179 30 AUG 2000	BRA	251(18) 2:29.68	250(5) 22V/9D + 0	293(3) 69.05	513(11) 13:07.00	1307	
5	HERNANDEZ CUELLAR Ana Sophia W039507 14 JAN 1997	GUA	260(11) 2:25.31	231(10) 19V/12D + 2	286(8) 68.74	514(10) 13:06.00	1291	
6	ANTONIETTO DE ABREU Isabela W043228 22 MAY 1995	BRA	266(6) 2:22.29	229(12) 19V/12D + 0	273(12) 77.41	518(9) 13:02.00	1286	
7	VEGA ARROYOS Tamara W039422 15 MAR 1993	MEX	256(14) 2:27.23	194(17) 14V/17D + 0	282(11) 75.39	542(5) 12:38.00	1274	
8	CAMARA RODRIGUEZ Eliani De Las M W040772 18 JAN 1996	CUB	258(12) 2:26.21	236(9) 20V/11D + 0	293(4) 71.82	478(17) 13:42.00	1265	
9	FITZSIMMONS Kelly W040008 28 APR 1985	CAN	264(7) 2:23.31	230(11) 19V/12D + 1	296(2) 75.93	473(18) 13:47.00	1263	
10	ISAKSEN Isabella W040433 22 NOV 1993	USA	260(9) 2:25.12	208(14) 16V/15D + 0	259(14) 88.07	509(12) 13:11.00	1236	
11	SANTANA VERISSIMO D Priscila W037371 27 OCT 1988	BRA	271(3) 2:19.98	204(15) 15V/16D + 3	265(13) 96.84	492(14) 13:28.00	1232	
12	PEREZ GUEVARA Delmis Dalia W045123 10 FEB 1998	CUB	273(1) 2:18.89	208(13) 16V/15D + 0	222(16) 119.48	472(19) 13:48.00	1175	
13	CUASPUD HERNANDEZ Lourdes Marcela W052205 28 APR 1995	ECU	247(21) 2:31.85	167(25) 10V/21D + 1	286(9) 78.41	413(21) 14:47.00	1113	
14	OLIVER LARA Carmen Mayan W039765 11 JUL 1993	MEX	254(15) 2:28.33	238(6) 19V/12D + 9	EL	573(2) 12:07.00	1065	
15	ZAPATA Johanna Ayelen W037854 6 MAR 1990	ARG	235(23) 2:37.56	264(2) 24V/7D + 0	EL	563(4) 12:17.00	1062	
16	BIDDULPH Shauna Eileen W040773 7 AUG 1987	CAN	192(28) 2:59.24	186(21) 12V/19D + 6	203(17) 121.36	468(20) 13:52.00	1049	
17	DIEGUEZ GODOY Maria Ximena W040459 8 MAR 1995	GUA	262(8) 2:24.40	257(4) 23V/8D + 0	EL	487(15) 13:33.00	1006	
18	COLLINS PEREIRA Jane Vanessa W059357 22 OCT 1991	PER	190(29) 3:00.33	173(23) 11V/20D + 0	247(15) 93.55	393(23) 15:07.00	1003	
19	SAMULAK Claire Anne W057805 27 SEP 1993	CAN	215(26) 2:47.81	168(24) 10V/21D + 2	292(6) 72.59	327(27) 16:13.00	1002	
20	CABRERA ESCOBAR Sofia W041073 29 JUN 1997	GUA	260(10) 2:25.20	236(7) 20V/11D + 0	EL	504(13) 13:16.00	1000	
21	ZAPATA Pamela Gisele W037031 24 MAY 1988	ARG	250(19) 2:30.47	264(3) 24V/7D + 0	EL	483(16) 13:37.00	997	
22	SANCHEZ ESPINOZA Tony Glalescka W066913 14 DEC 1994	PER	209(27) 2:50.61	117(31) 3V/28D + 0	297(1) 74.36	362(26) 15:38.00	985	
23	DAVIS Jessica W041234 31 JAN 1992	USA	251(17) 2:29.65	194(18) 14V/17D + 0	EL	539(6) 12:41.00	984	
24	BRAVO BORBALAN Maria Jose W044899 4 MAR 2003	CHI	229(24) 2:40.90	135(30) 5V/26D + 4	EL	525(8) 12:55.00	889	
25	GARRIDO ESPINOSA Katherine Nicol W046515 15 DEC 1998	DOM	252(16) 2:29.15	187(20) 13V/18D + 0	DNS	384(24) 15:16.00	823	
26	CABRERA CASAS Fatima Adriana W048241 15 OCT 1994	BOL	222(25) 2:44.22	145(28) 7V/24D + 0	DNF	409(22) 14:51.00	776	
27	FERMIN HERNANDEZ Cecilia Karina W041774 7 JUN 1997	DOM	247(20) 2:31.70	194(19) 14V/17D + 0	EL	295(28) 16:45.00	736	
28	BURITICA BUITRAGO Valentina W055013 26 NOV 2001	COL	239(22) 2:35.57	167(26) 10V/21D + 1	EL	287(29) 16:53.00	693	
29	AYALA VILLEGAS Mariela Tania W048489 15 JUN 1994	BOL	133(31) 3:28.89	180(22) 12V/19D + 0	EL	373(25) 15:27.00	686	
30	CABRERA SANABIA Lucia Angelina W057765 17 SEP 1999	URU	143(30) 3:23.63	152(27) 8V/23D + 0	DNS	287(29) 16:53.00	582	
31	LEON CALERO Valerie Nicole W042095 8 NOV 2000	ECU	257(13) 2:26.92	145(29) 7V/24D + 0	DNS	DNS	402	
32	KHOKHLOVA Iryna W042110 29 JAN 1990	ARG	DNS	DNS	DNS	DNS	0	

LEGEND:

BR	Bonus Round	**D**	Defeat	**DNF**	Did Not Finish	**DNS**	Did Not Start
EL	Eliminated	**MP**	Modern Pentathlon	**RR**	Ranking Round	**V**	Victory



RÁQUETBOL

DELEGACION DE RACQUETBOL

Alejandra Jiménez Castillo	Atleta
Merynanyelly Delgado Araujo	Atleta
Luis Alfredo Pérez Aquino	Atleta
Ramón Miguel De León Estévez	Atleta
Ricardo Javier Monroy Aigner	Entrenador
Rosa Amelia Gómez Arzeno	Entrenador
Ramón Antonio Acosta Graveley	Delegado

SUMARIO DE GRUPOS As of 3 AUG 2019

SUMMARY POOLS

Pool A

Date	Time	Match	Player/Team 1	NOC Code	Player/Team 2	NOC Code	Result	Score	Duration
FRI 2 AUG	12:10	1	MOSCOSO Conrrado	BOL	ACUÑA Andres	CRC	2-1	15:12,9:15,11:6	2h 0min
SAT 3 AUG	10:09	8	ACUÑA Andres	CRC	UGALDE José	ECU	2-1	5:15,15:9,11:6	1h 22min
SUN 4 AUG	10:00	15	MOSCOSO Conrrado	BOL	UGALDE José	ECU			

Rk	Player/Team Name	NOC Code	Matches			
			Pts	Played	W	L
1	ACUÑA Andres	CRC	3	2	1	1
2	MOSCOSO Conrrado	BOL	2	1	1	0
3	UGALDE José	ECU	1	1	0	1

Pool B

Date	Time	Match	Player/Team 1	NOC Code	Player/Team 2	NOC Code	Result	Score	Duration
FRI 2 AUG	10:00	2	BELTRAN Alvaro	MEX	RÍOS Fernando	ECU	2-0	15:12,15:2	46min
SAT 3 AUG	11:43	9	RÍOS Fernando	ECU	CAMACHO Felipe	CRC	1-2	9:15,15:11,7:11	1h 20min
SUN 4 AUG	10:00	16	BELTRAN Alvaro	MEX	CAMACHO Felipe	CRC			

Rk	Player/Team Name	NOC Code	Matches			
			Pts	Played	W	L
1	BELTRAN Alvaro	MEX	2	1	1	0
2	CAMACHO Felipe	CRC	2	1	1	0
3	RÍOS Fernando	ECU	2	2	0	2

Pool C

Date	Time	Match	Player/Team 1	NOC Code	Player/Team 2	NOC Code	Result	Score	Duration
FRI 2 AUG	10:00	3	KELLER Carlos	BOL	MERCADO Mario	COL	0-2	14:15,11:15	1h 2min
SAT 3 AUG	11:13	10	MERCADO Mario	COL	SALVATIERRA Juan	GUA	2-0	15:6,15:7	43min
SUN 4 AUG	14:00	17	KELLER Carlos	BOL	SALVATIERRA Juan	GUA			

Rk	Player/Team Name	NOC Code	Matches			
			Pts	Played	W	L
1	MERCADO Mario	COL	4	2	2	0
2	KELLER Carlos	BOL	1	1	0	1
2	SALVATIERRA Juan	GUA	1	1	0	1

Pool D

Date	Time	Match	Player/Team 1	NOC Code	Player/Team 2	NOC Code	Result	Score	Duration
FRI 2 AUG	10:00	4	MONTOYA Rodrigo	MEX	DE LEÓN Ramón	DOM	2-0	15:0,15:7	24min
FRI 2 AUG	14:00	18	MOYET Maykel	CUB	MENDOZA Erik	PER	2-0	15:3,15:2	58min
SAT 3 AUG	10:02	11	DE LEÓN Ramón	DOM	MOYET Maykel	CUB	2-1	15:10,8:15,11:10	1h 7min
SAT 3 AUG	11:36	19	MONTOYA Rodrigo	MEX	MENDOZA Erik	PER	2-0	15:1,15:0	19min
SUN 4 AUG	10:00	20	MONTOYA Rodrigo	MEX	MOYET Maykel	CUB			
SUN 4 AUG	14:00	21	DE LEÓN Ramón	DOM	MENDOZA Erik	PER			

Rk	Player/Team Name	NOC Code	Matches			
			Pts	Played	W	L
1	MONTOYA Rodrigo	MEX	4	2	2	0
2	DE LEÓN Ramón	DOM	3	2	1	1
3	MOYET Maykel	CUB	3	2	1	1
4	MENDOZA Erik	PER	2	2	0	2

SUMARIO DE GRUPOS As of 3 AUG 2019

SUMMARY POOLS

Pool E

	Date	Time	Match	Player/Team 1	NOC Code	Player/Team 2	NOC Code	Result	Score	Duration
	FRI 2 AUG	10:00	5	BREDENBECK Jacob	USA	FRANCO Sebastian	COL	2-0	15:10,15:9	3h 14min
	FRI 2 AUG	10:00	22	GALICIA Edwin	GUA	LUQUE Jonathan	PER	2-0	15:3,15:6	4h 7min
	SAT 3 AUG	10:01	12	BREDENBECK Jacob	USA	LUQUE Jonathan	PER	2-0	15:6,15:1	25min
	SAT 3 AUG	10:07	23	FRANCO Sebastian	COL	GALICIA Edwin	GUA	2-0	15:5,15:11	51min
	SUN 4 AUG	10:00	24	BREDENBECK Jacob	USA	GALICIA Edwin	GUA			
	SUN 4 AUG	10:00	25	FRANCO Sebastian	COL	LUQUE Jonathan	PER			

Rk	Player/Team Name	NOC Code	Matches			
			Pts	Played	W	L
1	BREDENBECK Jacob	USA	4	2	2	0
2	FRANCO Sebastian	COL	3	2	1	1
3	GALICIA Edwin	GUA	3	2	1	1
4	LUQUE Jonathan	PER	2	2	0	2

Pool F

	Date	Time	Match	Player/Team 1	NOC Code	Player/Team 2	NOC Code	Result	Score	Duration
	FRI 2 AUG	10:00	6	MURRAY Samuel	CAN	PÉREZ Luis	DOM	2-1	15:13,13:15,11:0	1h 7min
	FRI 2 AUG	13:26	26	CHACÓN Enier	CUB	KURZBARD Fernando	ARG	2-0	15:12,15:12	1h 18min
	SAT 3 AUG	10:05	13	MURRAY Samuel	CAN	KURZBARD Fernando	ARG	2-0	15:7,15:10	1h 16min
	SAT 3 AUG	11:22	27	PÉREZ Luis	DOM	CHACÓN Enier	CUB	2-0	15:6,15:5	27min
	SUN 4 AUG	10:00	28	MURRAY Samuel	CAN	CHACÓN Enier	CUB			
	SUN 4 AUG	10:00	29	PÉREZ Luis	DOM	KURZBARD Fernando	ARG			

Rk	Player/Team Name	NOC Code	Matches			
			Pts	Played	W	L
1	MURRAY Samuel	CAN	4	2	2	0
2	PÉREZ Luis	DOM	3	2	1	1
3	CHACÓN Enier	CUB	3	2	1	1
4	KURZBARD Fernando	ARG	2	2	0	2

Pool G

	Date	Time	Match	Player/Team 1	NOC Code	Player/Team 2	NOC Code	Result	Score	Duration
	FRI 2 AUG	14:00	7	PRATT Charles	USA	IWAASA Coby E.	CAN	1-2	15:14,11:15,9:11	1h 51min
	FRI 2 AUG	14:00	30	MANZURI Shalom S.	ARG	TRONCOSO Fco Javier	CHI	2-0	15:4,15:10	55min
	SAT 3 AUG	10:54	14	PRATT Charles	USA	TRONCOSO Fco Javier	CHI	2-0	15:7,15:2	35min
	SAT 3 AUG	12:13	31	IWAASA Coby E.	CAN	MANZURI Shalom S.	ARG	2-1	15:14,10:15,11:2	1h 25min
	SUN 4 AUG	10:00	32	IWAASA Coby E.	CAN	TRONCOSO Fco Javier	CHI			
	SUN 4 AUG	14:00	33	PRATT Charles	USA	MANZURI Shalom S.	ARG			

Rk	Player/Team Name	NOC Code	Matches			
			Pts	Played	W	L
1	IWAASA Coby E.	CAN	4	2	2	0
2	PRATT Charles	USA	3	2	1	1
2	MANZURI Shalom S.	ARG	3	2	1	1
4	TRONCOSO Fco Javier	CHI	2	2	0	2

Legend:
Diff. Difference **L** Lost **Rk** Rank **W** Won



CANCHAS DE RÁQUETBOL
RAQUETBALL COURTS

RÁQUETBOL
RACQUETBALL

INDIVIDUAL MASCULINO
MEN'S SINGLES





SUMARIO DE RESULTADOS As of 4 AUG 2019

RESULTS SUMMARY

Date	Phase	Match	Court	Teams/Players			Result	Score	Duration
SUN 4 AUG	Pool G	33	2	**PRATT Charles (USA)**	Beat	MANZURI Shalom S. (ARG)	WO-DNS	15:0,15:0	0min
	Pool G	32	4	**IWAASA Coby E. (CAN)**	Beat	TRONCOSO Fco Javier (CHI)	2-0	15:4,15:1	28min
	Pool F	29	5	**PÉREZ Luis (DOM)**	Beat	KURZBARD Fernando (ARG)	2-0	15:10,15:3	33min
	Pool F	28	5	**MURRAY Samuel (CAN)**	Beat	CHACÓN Enier (CUB)	2-0	15:1,15:1	25min
	Pool E	25	3	**FRANCO Sebastian (COL)**	Beat	LUQUE Jonathan (PER)	2-0	15:1,15:3	30min
	Pool E	24	1	**BREDENBECK Jacob (USA)**	Beat	GALICIA Edwin (GUA)	2-0	15:12,15:5	42min
	Pool D	21	5	**DE LEÓN Ramón (DOM)**	Beat	MENDOZA Erik (PER)	2-0	15:2,15:0	28min
	Pool D	20	3	**MONTOYA Rodrigo (MEX)**	Beat	MOYET Maykel (CUB)	2-0	15:10,15:6	51min
	Pool C	17	3	**KELLER Carlos (BOL)**	Beat	SALVATIERRA Juan (GUA)	2-0	15:1,15:2	26min
	Pool B	16	2	**BELTRAN Alvaro (MEX)**	Beat	CAMACHO Felipe (CRC)	2-0	15:12,15:9	1h 15min
	Pool A	15	1	MOSCOSO Conrrado (BOL)	Lost to	**UGALDE José (ECU)**	1-2	15:12,12:15,10:11	1h 17min
SAT 3 AUG	Pool G	31	1	**IWAASA Coby E. (CAN)**	Beat	MANZURI Shalom S. (ARG)	2-1	15:14,10:15,11:2	1h 25min
	Pool F	27	4	**PÉREZ Luis (DOM)**	Beat	CHACÓN Enier (CUB)	2-0	15:6,15:5	27min
	Pool E	23	3	**FRANCO Sebastian (COL)**	Beat	GALICIA Edwin (GUA)	2-0	15:5,15:11	51min
	Pool D	19	1	**MONTOYA Rodrigo (MEX)**	Beat	MENDOZA Erik (PER)	2-0	15:1,15:0	19min
	Pool G	14	5	**PRATT Charles (USA)**	Beat	TRONCOSO Fco Javier (CHI)	2-0	15:7,15:2	35min
	Pool F	13	1	**MURRAY Samuel (CAN)**	Beat	KURZBARD Fernando (ARG)	2-0	15:7,15:10	1h 16min
	Pool E	12	5	**BREDENBECK Jacob (USA)**	Beat	LUQUE Jonathan (PER)	2-0	15:6,15:1	25min
	Pool D	11	4	**DE LEÓN Ramón (DOM)**	Beat	MOYET Maykel (CUB)	2-1	15:10,8:15,11:10	1h 7min
	Pool C	10	3	**MERCADO Mario (COL)**	Beat	SALVATIERRA Juan (GUA)	2-0	15:6,15:7	43min
	Pool B	9	2	RÍOS Fernando (ECU)	Lost to	**CAMACHO Felipe (CRC)**	1-2	9:15,15:11,7:11	1h 20min
	Pool A	8	2	**ACUÑA Andres (CRC)**	Beat	UGALDE José (ECU)	2-1	5:15,15:9,11:6	1h 22min
FRI 2 AUG	Pool G	30	1	**MANZURI Shalom S. (ARG)**	Beat	TRONCOSO Fco Javier (CHI)	2-0	15:4,15:10	55min
	Pool F	26	1	**CHACÓN Enier (CUB)**	Beat	KURZBARD Fernando (ARG)	2-0	15:12,15:12	1h 18min
	Pool E	22	3	**GALICIA Edwin (GUA)**	Beat	LUQUE Jonathan (PER)	2-0	15:3,15:6	22min
	Pool D	18	3	**MOYET Maykel (CUB)**	Beat	MENDOZA Erik (PER)	2-0	15:3,15:2	58min
	Pool G	7	4	PRATT Charles (USA)	Lost to	**IWAASA Coby E. (CAN)**	1-2	15:14,11:15,9:11	1h 51min
	Pool F	6	5	**MURRAY Samuel (CAN)**	Beat	PÉREZ Luis (DOM)	2-1	15:13,13:15,11:0	1h 07min
	Pool E	5	3	**BREDENBECK Jacob (USA)**	Beat	FRANCO Sebastian (COL)	2-0	15:10,15:9	54min
	Pool D	4	2	**MONTOYA Rodrigo (MEX)**	Beat	DE LEÓN Ramón (DOM)	2-0	15:0,15:7	24min
	Pool C	3	5	KELLER Carlos (BOL)	Lost to	**MERCADO Mario (COL)**	0-2	14:15,11:15	1h 02min
	Pool B	2	2	**BELTRAN Alvaro (MEX)**	Beat	RÍOS Fernando (ECU)	2-0	15:12,15:2	46min
	Pool A	1	4	**MOSCOSO Conrrado (BOL)**	Beat	ACUÑA Andres (CRC)	2-1	15:12,9:15,11:6	2h 0min

Legend:
DNS Did not start **WO** Walkover



REMO

DELEGACION DE REMO

Ignacio Vásquez Jorge	Atleta
Brayans Chalas	Entrenador

ALBUFERA MEDIO MUNDO
ALBUFERA MEDIO MUNDO

TUE MAR
6 AUG 2019
10:40

ROWING
REMO

MEN'S SINGLE SCULLS
UN PAR DE REMOS CORTOS M

HEAT 2
ELIMINATORIA 2

Lima 2019

RESULTS
RESULTADOS

7
(Event)

M1x
H2

Race 11

Rank	Lane	NOC Code	Name	500m	1000m	1500m	2000m	Prog. Code	
1	3	USA	(b) BELLOWS Lucas	1:41.25 (1)	3:28.44 (1)	5:18.08 (1)	7:08.74	S A/B	
					1:47.19 (1)	1:49.64 (1)	1:50.66 (3)		
2	4	CAN	(b) FINLEY Matthew	1:42.50 (2)	3:31.08 (2)	5:22.77 (2)	7:10.93	S A/B	
					1:48.58 (2)	1:51.69 (3)	1:48.16 (2)		
				1.25	2.64	4.69	2.19		
3	5	PAR	(b) INSFRÁN Javier	1:44.74 (3)	3:34.11 (3)	5:23.75 (3)	7:11.23	S A/B	
					1:49.37 (3)	1:49.64 (1)	1:47.48 (1)		
				3.49	5.67	5.67	2.49		
4	1	DOM	(b) VASQUEZ Ignacio	1:47.24 (4)	3:38.04 (4)	5:33.20 (4)	7:44.32	R	
					1:50.80 (4)	1:55.16 (4)	2:11.12 (4)		
				5.99	9.60	15.12	35.58		
5	2	URU	(b) LOPEZ Mauricio	1:48.33 (5)	3:39.42 (5)	5:38.77 (5)	8:28.74	R	
					1:51.09 (5)	1:59.35 (5)	2:49.97 (5)		
				7.08	10.98	20.69	1:20.00		

ALBUFERA MEDIO MUNDO
ALBUFERA MEDIO MUNDO

SAT SÁB
10 AUG 2019
9:40

ROWING
REMO

MEN'S SINGLE SCULLS
UN PAR DE REMOS CORTOS M

FINAL B
FINAL B

Lima 2019

RESULTS
RESULTADOS

7
(Event)

M1x
F B

Race 48

Rank	Lane	NOC Code	Name	500m	1000m	1500m	2000m	Prog. Code	
1	2	CAN	(b) FINLEY Matthew	1:42.98 (2)	3:30.83 (1)	5:20.41 (1)	7:06.84		
					1:47.85 (1)	1:49.58 (2)	1:46.43 (1)		
				0.27					
2	3	CHI	(b) MEDINA Marcelo	1:42.71 (1)	3:32.57 (2)	5:22.59 (3)	7:09.21		
					1:49.86 (3)	1:50.02 (3)	1:46.62 (2)		
				1.74	2.18	2.37			
3	1	PUR	(b) PURMAN William	1:44.43 (6)	3:32.90 (3)	5:22.42 (2)	7:10.58		
					1:48.47 (2)	1:49.52 (1)	1:48.16 (3)		
				1.72	2.07	2.01	3.74		
4	6	DOM	(b) VASQUEZ Ignacio	1:44.19 (5)	3:35.29 (4)	5:28.83 (4)	7:22.88		
					1:51.10 (4)	1:53.54 (4)	1:54.05 (5)		
				1.48	4.46	8.42	16.04		
5	4	URU	(b) LOPEZ Mauricio	1:43.96 (4)	3:36.52 (6)	5:33.90 (6)	7:26.03		
					1:52.56 (6)	1:57.38 (6)	1:52.13 (4)		
				1.25	5.69	13.49	19.19		
6	5	VEN	(b) MACHADO Jaime	1:43.85 (3)	3:35.62 (5)	5:30.79 (5)	7:26.52		
					1:51.77 (5)	1:55.17 (5)	1:55.73 (6)		
				1.14	4.79	10.38	19.68		



ALBUFERA MEDIO MUNDO
ALBUFERA MEDIO MUNDO

WED MIÉ
7 AUG 2019
10:30

ROWING
REMO

MEN'S SINGLE SCULLS
UN PAR DE REMOS CORTOS M

SEMIFINAL A/B 1
SEMIFINAL A/B 1





RESULTS
RESULTADOS

7
(Event)

M1x
S A/B 1

Race 27

Rank	Lane	NOC Code		Name	500m	1000m	1500m	2000m	Prog. Code
1	4	CUB	(b)	FOURNIER Ángel	1:41.92 (1)	3:25.48 (1)	5:10.58 (1)	7:00.04	FA
						1:43.56 (1)	1:45.10 (1)	1:49.46 (2)	
2	3	MEX	(b)	CABRERA Juan Carlos	1:43.73 (2)	3:29.64 (2)	5:17.76 (2)	7:07.73	FA
						1:45.91 (2)	1:48.12 (2)	1:49.97 (3)	
					1.81	4.16	7.18	7.69	
3	5	PER	(b)	DEL SOLAR Gonzalo	1:46.02 (6)	3:36.32 (4)	5:28.11 (3)	7:17.04	FA
						1:50.30 (3)	1:51.79 (3)	1:48.93 (1)	
					4.10	10.84	17.53	17.00	
4	6	URU	(b)	LOPEZ Mauricio	1:45.05 (3)	3:35.76 (3)	5:31.26 (5)	7:25.82	FB
						1:50.71 (4)	1:55.50 (5)	1:54.56 (4)	
					3.13	10.28	20.68	25.78	
5	2	CAN	(b)	FINLEY Matthew	1:45.62 (4)	3:37.78 (5)	5:30.22 (4)	7:26.55	FB
						1:52.16 (5)	1:52.44 (4)	1:56.33 (5)	
					3.70	12.30	19.64	26.51	
6	1	DOM	(b)	VASQUEZ Ignacio	1:45.69 (5)	3:40.02 (6)	5:36.77 (6)	7:36.21	FB
						1:54.33 (6)	1:56.75 (6)	1:59.44 (6)	
					3.77	14.54	26.19	36.17	

Progression System: 1-3 to Final A, Remainder to Final B (1-3->FA,4..->FB)

RESULTS SUMMARY BY EVENT

RESUMEN DE RESULTADOS POR EVENTO

7 (Event)

M1x

Race	Date	Round	Rank 1	2	3	4	5	6	Progression System
Heats									
10	6 AUG 2019	1	**MEX** 7:19.16	**ARG** 7:22.85	**CHI** 7:23.75	**VEN** 7:43.70	**HON** 7:58.25		1-3->S,4..->R
11	6 AUG 2019	2	**USA** 7:08.74	**CAN** 7:10.93	**PAR** 7:11.23	**DOM** 7:44.32	**URU** 8:28.74		1-3->S,4..->R
12	6 AUG 2019	3	**CUB** 7:00.27	**PUR** 7:15.51	**PER** 7:28.81	**BRA** 9:12.76			1-3->S,4..->R
Repechages/Quarterfinals									
17	6 AUG 2019		**DOM** 7:21.20	**URU** 7:23.02	**VEN** 7:39.58	**HON** 8:03.59	**BRA** DNS		
Semifinals									
27	7 AUG 2019	A/B 1	**CUB** 7:00.04	**MEX** 7:07.73	**PER** 7:17.04	**URU** 7:25.82	**CAN** 7:26.55	**DOM** 7:36.21	1-3->FA,4..->FB
28	7 AUG 2019	A/B 2	**USA** 7:05.48	**PAR** 7:08.21	**ARG** 7:08.84	**CHI** 7:10.55	**VEN** 7:39.02	**PUR** 7:53.06	1-3->FA,4..->FB
Finals									
44	10 AUG 2019	C	CANCELLED						
48	10 AUG 2019	B	**CAN** 7:06.84	**CHI** 7:09.21	**PUR** 7:10.58	**DOM** 7:22.88	**URU** 7:26.03	**VEN** 7:26.52	
49	10 AUG 2019	A	**CUB** 6:51.10	**MEX** 6:51.99	**ARG** 7:08.37	**PAR** 7:12.86	**PER** 7:16.04	**USA** 8:08.69	

PARTICIPATING CREWS

ARG (b) ROSSO Brian	**BRA** BATISTA Uncas	**CAN** FINLEY Matthew	**CHI** MEDINA Marcelo	**CUB** FOURNIER Ángel
DOM (b) VASQUEZ Ignacio	**HON** ACOSTA Franklin	**MEX** CABRERA Juan Carlos	**PAR** INSFRÁN Javier	**PER** DEL SOLAR Gonzalo
PUR (b) PURMAN William	**URU** LOPEZ Mauricio	**USA** BELLOWS Lucas	**VEN** MACHADO Jaime	

Note:
Names of crew are as entered in their last race.

Legend:

DNS	Did not start						
H	Heat	Q	Quarterfinal	R	Repechage	S	Semifinal	F	Final
b	Bow						



TAE KWON DO

Delegación de Tae Kwon Do

Nombre	Función
Katherine Julissa Rodríguez Peguero	Atleta
Génesis Carolina Andújar Herrera	Atleta
Madelyn Andrea Rodríguez Rosario	Atleta
Bernardo Pie	Atleta
Moisés D. Hernández Encarnación	Atleta
Fraily Rafael Mora Reynoso	Atleta
Luisito Pie	Atleta
Benjamín O. Maldonado Hernández	Delegado
Miguel Ángel Camacho Rivas	Entrenador
Danny Rojas	Entrenador

58 Kilogramos Masculino

POLIDEPORTIVO CALLAO
CALLAO SPORTS CENTER

SÁB SAT
27 JUL 2019
14:10

TAEKWONDO
TAEKWONDO

MASCULINO MENOS 58KG
MEN'S UNDER 58KG

LISTA DE PARTICIPANTES POR CATEGORIA As of 26 JUL 2019

ENTRY LIST BY WEIGHT CATEGORY

NOC	Name	Seed	Bib Number	Date of Birth	Height m /ft in
ARG - Argentina	GUZMAN Lucas L.	3	29	17 JUL 1994	
BRA - Brazil	SOUZA Paulo R.	2	22	1 MAR 1997	1.75/5'9"
CAN - Canada	DIAZ Jose M.	11	108	18 DEC 1996	1.74/5'9"
CHI - Chile	RAMOS M. Jorge E.	8	88	15 JAN 1996	1.69/5'7"
COL - Colombia	OCHOA F. Jeferson A.	9	95	9 NOV 1996	
CRC - Costa Rica	OVIEDO M. Heiner A.	7	79	28 DEC 1988	
DOM - Dominican Republic	PIE Luisito	5	56	3 APR 1994	1.83/6'0"
ECU - Ecuador	MIRANDA R. Adrian E.	10	104	20 NOV 1997	
MEX - Mexico	PLAZA H. Brandon	1	10	22 OCT 1996	1.76/5'9"
NCA - Nicaragua	MANSELL Jerry J.	13	126	6 MAY 1996	
PER - Peru	OBLITAS T. Luis A.	4	45	30 APR 1997	
USA - United States of America	KIM David	6	65	29 MAR 1998	1.75/5'9"
VEN - Venezuela	GRANADO G. Yohandri J.	12	117	5 SEP 1999	1.84/6'0"

POLIDEPORTIVO CALLAO
CALLAO SPORTS CENTER

SÁB SAT
27 JUL 2019
14:10

TAEKWONDO
TAEKWONDO

MASCULINO MENOS 58KG
MEN'S UNDER 58KG

HOJA DE SORTEO
DRAW SHEET

Bib No.	Name	NOC Code	Quarterfinals	Semifinals	Final	Gold Medallist
10	**PLAZA H. Brandon (1)**	MEX				
				(106) 15:25		
95	**OCHOA F. Jeferson A. (9)**	COL				
			(101) 14:10			
88	**RAMOS M. Jorge E. (8)**	CHI				
				Pool A	(110) 16:25	
56	**PIE Luisito (5)**	DOM				
			(102) 14:25			
117	**GRANADO G. Yohandri J. (12)**	VEN				
				(107) 15:40		
126	**MANSELL Jerry J. (13)**	NCA				
			(103) 14:40			
45	**OBLITAS T. Luis A. (4)**	PER				
						(118) 18:25
29	**GUZMAN Lucas L. (3)**	ARG				
				(108) 15:55		
108	**DIAZ Jose M. (11)**	CAN				
			(104) 14:55			
65	**KIM David (6)**	USA				
				Pool B	(111) 16:40	
79	**OVIEDO M. Heiner A. (7)**	CRC				
			(105) 15:10			
104	**MIRANDA R. Adrian E. (10)**	ECU				
				(109) 16:10		
22	**SOUZA Paulo R. (2)**	BRA				

Repechage **REP**

Loser in Semifinals from Pool A
(114) 17:25
Loser to finalist in Quarterfinals from Pool B
(112) 16:55
Loser to finalist in Preliminary Round from Pool B
Loser to finalist in Preliminary Round from Pool A
(113) 17:10
Loser to finalist in Quarterfinals from Pool A
(115) 17:40
Loser in Semifinals from Pool B

Note:
The top listed contestant in each bracket will compete in blue (Chung)
Schedule for the afternoon and evening sessions are subject to change

POLIDEPORTIVO CALLAO
CALLAO SPORTS CENTER

SÁB SAT
27 JUL 2019
14:25

TAEKWONDO
TAEKWONDO

MASCULINO MENOS 58KG
MEN'S UNDER 58KG

RONDA DE 8 COMBATE NO. 102
ROUND OF 8 CONTEST NO. 102

RESULTADOS DE COMBATE
CONTEST RESULTS

GRANADO G. Yohandri J. (VEN) defeated PIE Luisito (DOM) PTF 9:5

Colour	Name	NOC Code	Bib Number	Total Points	Rounds 1	2	3	4	Points Earned by Attack	Points Earned by Penalty
Chung (Blue)	PIE Luisito	DOM	56	5	1	1	3		2	3
Hong (Red)	GRANADO G. Yohandri J.	VEN	117	9	1	1	7		7	2

Referee:
Judges:

Review Jury:
Technical Assistant:

Description	PIE Luisito Round 1	Round 2	Round 3	Round 4	GRANADO G. Yohandri J. Round 1	Round 2	Round 3	Round 4
Gam-jeom (deduction penalty)	1	1			1	1	1	
Kick, Body 2 points			1				2	
Head kick - 3 points							1	
Turnning kick, Body 4 points								
Turning kick, Head 5 points								
Punch, Body 1 point								

Contest Progress

	Contest Time (Seconds)	0	30	60	90	120
Round 1	PIE Luisito			G		
	GRANADO G. Yohandri J.				G	
Round 2	PIE Luisito			G		
	GRANADO G. Yohandri J.				G	
Round 3	PIE Luisito				2	
	GRANADO G. Yohandri J.	2	3			G

Result of Instant Video Replay Review:

Request by Coaches	PIE Luisito Round 1 Own	Opp	Round 2 Own	Opp	Round 3 Own	Opp	Round 4 Own	Opp	GRANADO G. Yohandri J. Round 1 Own	Opp	Round 2 Own	Opp	Round 3 Own	Opp	Round 4 Own	Opp
Gam-jeom (deduction penalty)																
Turnning kick, 2 points																
Points earned by P.A.																
Appeal rejected by Central Referee																
	Before Contest				After Contest				Before Contest				After Contest			
Remaining Quota of Appeals	1				1				1				1			

Request by Referee / Judges	PIE Luisito Round 1	Round 2	Round 3	Round 4	GRANADO G. Yohandri J. Round 1	Round 2	Round 3	Round 4
Gam-jeom (deduction penalty)								
Turnning kick, 2 points								
Head kick								

Legend:					
G	Gam-jeom (deduction penalty)	Opp	Opponent	PTF	Win by Final Score

POLIDEPORTIVO CALLAO
CALLAO SPORTS CENTER

SÁB SAT
27 JUL 2019
14:10

TAEKWONDO
TAEKWONDO

MASCULINO MENOS 58KG
MEN'S UNDER 58KG

RESULTADOS
RESULTS

Bib No.	Name	NOC Code	Quarterfinals	Semifinals	Final	Gold Medallist

10 **PLAZA H. Brandon (1)** MEX
95 **OCHOA F. Jeferson A. (9)** COL
88 **RAMOS M. Jorge E. (8)** CHI
56 **PIE Luisito (5)** DOM
117 **GRANADO G. Yohandri J. (12)** VEN
126 **MANSELL Jerry J. (13)** NCA
45 **OBLITAS T. Luis A. (4)** PER
29 **GUZMAN Lucas L. (3)** ARG
108 **DIAZ Jose M. (11)** CAN
65 **KIM David (6)** USA
79 **OVIEDO M. Heiner A. (7)** CRC
104 **MIRANDA R. Adrian E. (10)** ECU
22 **SOUZA Paulo R. (2)** BRA

OCHOA F. JA (COL)
PUN 24:11

GRANADO G. YJ (VEN)
PTF 9:5

OBLITAS T. LA (PER)
PTF 19:8

OVIEDO M. HA (CRC)
PTF 23:22

PLAZA H. B (MEX)
PTG 28:8

GRANADO G. YJ (VEN)
PTG 27:7

GUZMAN LL (ARG)
GDP 2:0

SOUZA PR (BRA)
PTG 30:10

Pool A

PLAZA H. B (MEX)
PTF 39:28

Pool B

GUZMAN LL (ARG)
SUP 7:6

GUZMAN LL (ARG)
PTF 19:17

Repechage

REP

117 **GRANADO G. Yohandri J. (12)** VEN
65 **KIM David (6)** USA
No contestant
No contestant
95 **OCHOA F. Jeferson A. (9)** COL
22 **SOUZA Paulo R. (2)** BRA

KIM D (USA)
Bye

OCHOA F. JA (COL)
Bye

KIM D (USA)
GDP 2:0

SOUZA PR (BRA)
GDP 2:0

Classification	
1 GUZMAN	ARG
2 PLAZA H.	MEX
3 SOUZA PR	BRA
3 KIM D	USA
5 OCHOA F.	COL
5 GRANADO.	VEN
9 OVIEDO	CRC
9 OBLITAS.	PER

Legend:					
(x)	Seeding number	No.	Number	PTF	Win by Final Score
PTG	Win by Points Gap	PUN	Win by Punitive Declaration	RCn	Repechage n
SUP	Win by Superiority				

MEDALLISTAS - INDIVIDUAL

MEDALLISTS

Medal	Name	NOC
GOLD	GUZMAN Lucas L.	ARG - Argentina
SILVER	PLAZA H. Brandon	MEX - Mexico
BRONZE	SOUZA Paulo R.	BRA - Brazil
BRONZE	KIM David	USA - United States of America

68 Kilogramos Masculino

POLIDEPORTIVO CALLAO
CALLAO SPORTS CENTER

TAEKWONDO
TAEKWONDO

MASCULINO MENOS 68KG
MEN'S UNDER 68KG

LISTA DE PARTICIPANTES POR CATEGORIA As of 26 JUL 2019

ENTRY LIST BY WEIGHT CATEGORY

NOC	Name	Seed	Bib Number	Date of Birth	Height m /ft in
BRA - Brazil	MARQUES Q. P. Edival	1	7	11 OCT 1997	1.87/6'2"
CAN - Canada	NKOGHO M. Hervan-A.	7	78	2 NOV 1996	1.79/5'10"
CHI - Chile	MORALES P. Ignacio A.	5	54	12 AUG 1995	1.80/5'11"
COL - Colombia	PAZ R. David F.	9	97	12 OCT 2000	
CRC - Costa Rica	SOTO A. Juan J.	8	89	2 JUN 1997	
CUB - Cuba	LÓPEZ R. Rogelio	15	133	20 FEB 1994	
DOM - Dominican Republic	PIE Bernardo	3	33	28 APR 1995	1.83/6'0"
ECU - Ecuador	CAICEDO V. Carlos F.	13	123	26 APR 2000	
GUY - Guyana	CHOY Justin	10	98	13 APR 1996	1.77/5'10"
JAM - Jamaica	SEALY Brandon Austin	11	112	22 JUL 2002	
MEX - Mexico	NAVA R. Jose R.	2	21	24 FEB 1997	1.82/6'0"
PER - Peru	LEÓN M. Braulio C.	4	43	29 NOV 1996	
PUR - Puerto Rico	HERNANDEZ G. Jorge A.	14	130	23 NOV 1999	
SUR - Suriname	VAN DIJK Tosh	12	121	6 JUN 1994	
USA - United States of America	NICKOLAS JR Carl	6	66	18 JUL 2001	1.85/6'1"

POLIDEPORTIVO CALLAO
CALLAO SPORTS CENTER

DOM SUN
28 JUL 2019
14:10

TAEKWONDO
TAEKWONDO

MASCULINO MENOS 68KG
MEN'S UNDER 68KG

HOJA DE SORTEO
DRAW SHEET

Bib No.	Name	NOC Code	Quarterfinals	Semifinals	Final	Gold Medallist
7	MARQUES Q. P. Edival (1)	BRA				
97	PAZ R. David F. (9)	COL	(101) 14:10	(108) 15:55		
89	SOTO A. Juan J. (8)	CRC		Pool A	(112) 16:55	
54	MORALES P. Ignacio A. (5)	CHI	(102) 14:25			
121	VAN DIJK Tosh (12)	SUR		(109) 16:10		
123	CAICEDO V. Carlos F. (13)	ECU	(103) 14:40			
43	LEÓN M. Braulio C. (4)	PER				(120) 18:55
33	PIE Bernardo (3)	DOM	(104) 14:55			
130	HERNANDEZ G. Jorge A. (14)	PUR		(110) 16:25		
112	SEALY Brandon Austin (11)	JAM	(105) 15:10			
66	NICKOLAS JR Carl (6)	USA		Pool B	(113) 17:10	
78	NKOGHO M. Hervan-A. (7)	CAN	(106) 15:25			
98	CHOY Justin (10)	GUY		(111) 16:40		
133	LÓPEZ R. Rogelio (15)	CUB	(107) 15:40			
21	NAVA R. Jose R. (2)	MEX				

Repechage **REP**

Loser in Semifinals from Pool A
Loser to finalist in Quarterfinals from Pool B — (116) 17:55
Loser to finalist in Preliminary Round from Pool B — (114) 17:25
Loser to finalist in Preliminary Round from Pool A
Loser to finalist in Quarterfinals from Pool A — (115) 17:40
Loser in Semifinals from Pool B — (117) 18:10

Note:
The top listed contestant in each bracket will compete in blue (Chung)
Schedule for the afternoon and evening sessions are subject to change

POLIDEPORTIVO CALLAO
CALLAO SPORTS CENTER

DOM SUN
28 JUL 2019
14:55

TAEKWONDO
TAEKWONDO

MASCULINO MENOS 68KG
MEN'S UNDER 68KG

RONDA DE 8 COMBATE NO. 104
ROUND OF 8 CONTEST NO. 104

RESULTADOS DE COMBATE
CONTEST RESULTS

PIE Bernardo (DOM) defeated HERNANDEZ G. Jorge A. (PUR) PTF 16:4

Colour	Name	NOC Code	Bib Number	Total Points	Rounds 1	2	3	4	Points Earned by Attack	Points Earned by Penalty
Chung (Blue)	PIE Bernardo	DOM	33	16	0	4	12		12	4
Hong (Red)	HERNANDEZ G. Jorge A.	PUR	130	4	2	1	1		3	1

Referee:
Judges:

Review Jury:
Technical Assistant:

Description	PIE Bernardo Round 1	Round 2	Round 3	Round 4	HERNANDEZ G. Jorge A. Round 1	Round 2	Round 3	Round 4
Gam-jeom (deduction penalty)		1					4	
Kick, Body 2 points		2	4		1			
Head kick - 3 points								
Turning kick, Body 4 points								
Turning kick, Head 5 points								
Punch, Body 1 point							1	

Contest Progress

	Contest Time (Seconds)	0	30	60	90	120
Round 1	PIE Bernardo					
	HERNANDEZ G. Jorge A.	2				
Round 2	PIE Bernardo			2 G		
	HERNANDEZ G. Jorge A.					
Round 3	PIE Bernardo			2 2	2	2
	HERNANDEZ G. Jorge A.		G	G	G	G1

Result of Instant Video Replay Review:

Request by Coaches	PIE Bernardo Round 1 Own	Opp	Round 2 Own	Opp	Round 3 Own	Opp	Round 4 Own	Opp	HERNANDEZ G. Jorge A. Round 1 Own	Opp	Round 2 Own	Opp	Round 3 Own	Opp	Round 4 Own	Opp
Gam-jeom (deduction penalty)																
Turning kick, 2 points																
Points earned by P.A.																
Appeal rejected by Central Referee																
	Before Contest				After Contest				Before Contest				After Contest			
Remaining Quota of Appeals	1				1				1				1			

Request by Referee / Judges	PIE Bernardo Round 1	Round 2	Round 3	Round 4	HERNANDEZ G. Jorge A. Round 1	Round 2	Round 3	Round 4
Gam-jeom (deduction penalty)								
Turning kick, 2 points								
Head kick								

Legend:					
G	Gam-jeom (deduction penalty)	Opp	Opponent	PTF	Win by Final Score

POLIDEPORTIVO CALLAO
CALLAO SPORTS CENTER

DOM SUN
28 JUL 2019
16:25

TAEKWONDO
TAEKWONDO

MASCULINO MENOS 68KG
MEN'S UNDER 68KG

CUARTOS DE FINAL COMBATE NO. 110
QUARTERFINALS CONTEST NO. 110

RESULTADOS DE COMBATE
CONTEST RESULTS

PIE Bernardo (DOM) defeated NICKOLAS JR Carl (USA) PTF 10:9

Colour	Name	NOC Code	Bib Number	Total Points	Rounds 1	2	3	4	Points Earned by Attack	Points Earned by Penalty
Chung (Blue)	PIE Bernardo	DOM	33	10	1	3	6		8	2
Hong (Red)	NICKOLAS JR Carl	USA	66	9	4	1	4		6	3

Referee:
Judges:

Review Jury:
Technical Assistant:

Description	PIE Bernardo Round 1	Round 2	Round 3	Round 4	NICKOLAS JR Carl Round 1	Round 2	Round 3	Round 4
Gam-jeom (deduction penalty)		1	2		1		1	
Kick, Body 2 points			1		2		1	
Head kick - 3 points		1	1					
Turnning kick, Body 4 points								
Turning kick, Head 5 points								
Punch, Body 1 point								

Contest Progress

	Contest Time (Seconds)	0	30	60	90	120
Round 1	PIE Bernardo					
	NICKOLAS JR Carl			2 G		2
Round 2	PIE Bernardo				3G	
	NICKOLAS JR Carl					
Round 3	PIE Bernardo			3 G	2	G
	NICKOLAS JR Carl					2

Result of Instant Video Replay Review:

Request by Coaches	PIE Bernardo Round 1 Own	Opp	Round 2 Own	Opp	Round 3 Own	Opp	Round 4 Own	Opp	NICKOLAS JR Carl Round 1 Own	Opp	Round 2 Own	Opp	Round 3 Own	Opp	Round 4 Own	Opp
Gam-jeom (deduction penalty)																
Turnning kick, 2 points																
Points earned by P.A.																
Appeal rejected by Central Referee																
	Before Contest				After Contest				Before Contest				After Contest			
Remaining Quota of Appeals	1				1				1				1			

Request by Referee / Judges	PIE Bernardo Round 1	Round 2	Round 3	Round 4	NICKOLAS JR Carl Round 1	Round 2	Round 3	Round 4
Gam-jeom (deduction penalty)								
Turnning kick, 2 points								
Head kick								

Legend:					
G	Gam-jeom (deduction penalty)	Opp	Opponent	PTF	Win by Final Score

POLIDEPORTIVO CALLAO
CALLAO SPORTS CENTER

DOM SUN
28 JUL 2019
17:10

TAEKWONDO
TAEKWONDO

MASCULINO MENOS 68KG
MEN'S UNDER 68KG

SEMIFINALES COMBATE NO. 113
SEMIFINALS CONTEST NO. 113

RESULTADOS DE COMBATE
CONTEST RESULTS

PIE Bernardo (DOM) defeated NKOGHO M. Hervan-A. (CAN) PTF 18:7

Colour	Name	NOC Code	Bib Number	Total Points	Rounds 1	2	3	4	Points Earned by Attack	Points Earned by Penalty
Chung (Blue)	PIE Bernardo	DOM	33	18	3	2	13		17	1
Hong (Red)	NKOGHO M. Hervan-A.	CAN	78	7	2	1	4		4	3

Referee:
Judges:

Review Jury:
Technical Assistant:

Description	PIE Bernardo Round 1	Round 2	Round 3	Round 4	NKOGHO M. Hervan-A. Round 1	Round 2	Round 3	Round 4
Gam-jeom (deduction penalty)		1	2				1	
Kick, Body 2 points	1	1	3				1	
Head kick - 3 points			2					
Turnning kick, Body 4 points								
Turning kick, Head 5 points								
Punch, Body 1 point	1				2			

Contest Progress

	Contest Time (Seconds)	0	30	60	90	120
Round 1	PIE Bernardo			2		1
	NKOGHO M. Hervan-A.			1	1	
Round 2	PIE Bernardo		G		2	
	NKOGHO M. Hervan-A.					
Round 3	PIE Bernardo			2	3 2 3 2	G G
	NKOGHO M. Hervan-A.				G 2	

Result of Instant Video Replay Review:

Request by Coaches	PIE Bernardo Round 1 Own	Opp	Round 2 Own	Opp	Round 3 Own	Opp	Round 4 Own	Opp	NKOGHO M. Hervan-A. Round 1 Own	Opp	Round 2 Own	Opp	Round 3 Own	Opp	Round 4 Own	Opp
Gam-jeom (deduction penalty)																
Turnning kick, 2 points																
Points earned by P.A.																
Appeal rejected by Central Referee																
	Before Contest				After Contest				Before Contest				After Contest			
Remaining Quota of Appeals	1				1				1				1			

Request by Referee / Judges	PIE Bernardo Round 1	Round 2	Round 3	Round 4	NKOGHO M. Hervan-A. Round 1	Round 2	Round 3	Round 4
Gam-jeom (deduction penalty)								
Turnning kick, 2 points								
Head kick								

Legend:					
G	Gam-jeom (deduction penalty)	Opp	Opponent	PTF	Win by Final Score

POLIDEPORTIVO CALLAO
CALLAO SPORTS CENTER

DOM SUN
28 JUL 2019
18:55

TAEKWONDO
TAEKWONDO

MASCULINO MENOS 68KG
MEN'S UNDER 68KG

FINAL COMBATE NO. 120
FINAL CONTEST NO. 120

RESULTADOS DE COMBATE
CONTEST RESULTS

MARQUES Q. P. Edival (BRA) defeated PIE Bernardo (DOM) PTF 17:14

Colour	Name	NOC Code	Bib Number	Total Points	Rounds 1	2	3	4	Points Earned by Attack	Points Earned by Penalty
Chung (Blue)	MARQUES Q. P. Edival	BRA	7	17	2	3	12		13	4
Hong (Red)	PIE Bernardo	DOM	33	14	1	10	3		8	6

Referee:
Judges:

Review Jury:
Technical Assistant:

Description	MARQUES Q. P. Edival Round 1	Round 2	Round 3	Round 4	PIE Bernardo Round 1	Round 2	Round 3	Round 4
Gam-jeom (deduction penalty)	1	2	3		2		2	
Kick, Body 2 points			2			1		
Head kick - 3 points		1	2			1		
Turnning kick, Body 4 points								
Turning kick, Head 5 points								
Punch, Body 1 point						3		

Contest Progress

	Contest Time (Seconds)	0	30	60	90	120
Round 1	MARQUES Q. P. Edival			G		
	PIE Bernardo	G		G		
Round 2	MARQUES Q. P. Edival		3	G G		
	PIE Bernardo		1	3 1	1 2	
Round 3	MARQUES Q. P. Edival	2	3	G	3 2	G G
	PIE Bernardo		G		G	

Result of Instant Video Replay Review:

Request by Coaches	MARQUES Q. P. Edival Round 1 Own	Opp	Round 2 Own	Opp	Round 3 Own	Opp	Round 4 Own	Opp	PIE Bernardo Round 1 Own	Opp	Round 2 Own	Opp	Round 3 Own	Opp	Round 4 Own	Opp
Gam-jeom (deduction penalty)																
Turnning kick, 2 points																
Points earned by P.A.																
Appeal rejected by Central Referee																
	Before Contest				After Contest				Before Contest				After Contest			
Remaining Quota of Appeals	1				1				1				1			

Request by Referee / Judges	MARQUES Q. P. Edival Round 1	Round 2	Round 3	Round 4	PIE Bernardo Round 1	Round 2	Round 3	Round 4
Gam-jeom (deduction penalty)								
Turnning kick, 2 points								
Head kick								

Legend:					
G	Gam-jeom (deduction penalty)	Opp	Opponent	PTF	Win by Final Score

POLIDEPORTIVO CALLAO
CALLAO SPORTS CENTER

DOM SUN
28 JUL 2019
14:10

TAEKWONDO
TAEKWONDO

MASCULINO MENOS 68KG
MEN'S UNDER 68KG

RESULTADOS
RESULTS

Bib No.	Name	NOC Code	Quarterfinals	Semifinals	Final	Gold Medallist
7	MARQUES Q. P. Edival (1)	BRA				
97	PAZ R. David F. (9)	COL				
89	SOTO A. Juan J. (8)	CRC				
54	MORALES P. Ignacio A. (5)	CHI				
121	VAN DIJK Tosh (12)	SUR				
123	CAICEDO V. Carlos F. (13)	ECU				
43	LEÓN M. Braulio C. (4)	PER				
33	PIE Bernardo (3)	DOM				
130	HERNANDEZ G. Jorge A. (14)	PUR				
112	SEALY Brandon Austin (11)	JAM				
66	NICKOLAS JR Carl (6)	USA				
78	NKOGHO M. Hervan-A. (7)	CAN				
98	CHOY Justin (10)	GUY				
133	LÓPEZ R. Rogelio (15)	CUB				
21	NAVA R. Jose R. (2)	MEX				

MARQUES Q. P. E (BRA) PTF 30:17
SOTO A. JJ (CRC) PTF 16:15
MORALES P. IA (CHI) DSQ
LEÓN M. BC (PER) PTF 17:15
PIE B (DOM) PTF 16:4
NICKOLAS JR C (USA) PTF 25:18
NKOGHO M. HA (CAN) PTF 21:4
NAVA R. JR (MEX) PTG 27:6

Pool A: MARQUES Q. P. E (BRA) PTF 18:7
MORALES P. IA (CHI) PTF 20:5

Pool B: PIE B (DOM) PTF 18:7
PIE B (DOM) PTF 10:9
NKOGHO M. HA (CAN) PTF 16:12

MARQUES Q. P. E (BRA) PTF 17:14

Repechage

REP

54	MORALES P. Ignacio A. (5)	CHI	
66	NICKOLAS JR Carl (6)	USA	
130	HERNANDEZ G. Jorge A. (14)	PUR	
	No contestant		
89	SOTO A. Juan J. (8)	CRC	
78	NKOGHO M. Hervan-A. (7)	CAN	

NICKOLAS JR C (USA) PTF 21:6
SOTO A. JJ (CRC) Bye
MORALES P. IA (CHI) PTF 30:11
NKOGHO M. HA (CAN) PTF 13:12

Classification	
1 MARQUES.	BRA
2 PIE B	DOM
3 NKOGHO	CAN
3 MORALES.	CHI
5 SOTO A.	CRC
5 NICKOLA.	USA
7 HERNAND.	PUR
9 NAVA R.	MEX

Legend:					
(x)	Seeding number	DSQ	Win by Disqualification	No.	Number
PTF	Win by Final Score	PTG	Win by Points Gap	RCn	Repechage n

MEDALLISTAS - INDIVIDUAL

MEDALLISTS

Medal	Name	NOC
GOLD	MARQUES Q. P. Edival	BRA - Brazil
SILVER	PIE Bernardo	DOM - Dominican Republic
BRONZE	NKOGHO M. Hervan-A.	CAN - Canada
BRONZE	MORALES P. Ignacio A.	CHI - Chile

80 Kilogramos Masculino

POLIDEPORTIVO CALLAO
CALLAO SPORTS CENTER

TAEKWONDO
TAEKWONDO

MASCULINO MENOS 80KG
MEN'S UNDER 80KG

LISTA DE PARTICIPANTES POR CATEGORIA As of 26 JUL 2019

ENTRY LIST BY WEIGHT CATEGORY

NOC	Name	Seed	Bib Number	Date of Birth	Height m /ft in
BRA - Brazil	MARTINS S. Icaro M.	3	31	29 APR 1995	1.87/6'2"
CAN - Canada	ILIESCO Christopher	7	75	27 MAR 1989	1.80/5'11"
COL - Colombia	TREJOS S. Miguel Angel	13	128	18 APR 1996	
CUB - Cuba	COBAS D. V. José Á.l	8	84	8 FEB 1994	
DOM - Dominican Republic	HERNANDEZ E. Moises D.	2	17	22 MAR 1993	1.92/6'4"
ECU - Ecuador	PADILLA A. Darlyn E.	9	96	26 JUL 2001	
HON - Honduras	FERRERA R. Miguel A.	10	101	25 MAY 1981	1.81/5'11"
MEX - Mexico	LIZARRAGA V. Rene	5	52	21 MAR 1993	1.85/6'1"
PER - Peru	AURORA A. Franco S.	4	37	9 MAR 2001	
PUR - Puerto Rico	BARBOSA C. Elvis J.	6	62	19 JAN 1996	
URU - Uruguay	RODRIGUEZ S. Jonatan A.	12	120	29 JAN 1995	1.80/5'11"
USA - United States of America	RAHIMI Thomas	1	11	30 MAR 1993	1.90/6'3"
VEN - Venezuela	RIVAS Carlos E.	11	111	13 OCT 1990	1.85/6'1"

POLIDEPORTIVO CALLAO
CALLAO SPORTS CENTER

LUN MON
29 JUL 2019
9:00

TAEKWONDO
TAEKWONDO

MASCULINO MENOS 80KG
MEN'S UNDER 80KG

HOJA DE SORTEO
DRAW SHEET

Bib No.	Name	NOC Code
11	RAHIMI Thomas	USA
96	PADILLA A. Darlyn E.	ECU
84	COBAS D. V. José Á.I	CUB
52	LIZARRAGA V. Rene	MEX
120	RODRIGUEZ S. Jonatan A.	URU
128	TREJOS S. Miguel Angel	COL
37	AURORA A. Franco S.	PER
31	MARTINS S. Icaro M.	BRA
111	RIVAS Carlos E.	VEN
62	BARBOSA C. Elvis J.	PUR
75	ILIESCO Christopher	CAN
101	FERRERA R. Miguel A.	HON
17	HERNANDEZ E. Moises D.	DOM

Quarterfinals: (101) 9:00; (102) 9:15; (103) 9:30; (104) 9:45; (105) 10:00

Semifinals: (113) 12:00; (114) 12:15; (115) 12:30; (116) 12:45

Pool A

Pool B

Final: (121) 14:30; (122) 14:45

Gold Medallist: (137) 18:30

Repechage — **REP**

- Loser in Semifinals from Pool A
- Loser to finalist in Quarterfinals from Pool B
- Loser to finalist in Preliminary Round from Pool B
- (125) 15:30
- (129) 16:30
- Loser to finalist in Preliminary Round from Pool A
- Loser to finalist in Quarterfinals from Pool A
- (126) 15:45
- (130) 16:45
- Loser in Semifinals from Pool B

Note:
The top listed contestant in each bracket will compete in blue (Chung)
Schedule for the afternoon and evening sessions are subject to change

POLIDEPORTIVO CALLAO
CALLAO SPORTS CENTER

LUN MON
29 JUL 2019
12:45

TAEKWONDO
TAEKWONDO

MASCULINO MENOS 80KG
MEN'S UNDER 80KG

CUARTOS DE FINAL COMBATE NO. 116
QUARTERFINALS CONTEST NO. 116

RESULTADOS DE COMBATE
CONTEST RESULTS

HERNANDEZ E. Moises D. (DOM) defeated FERRERA R. Miguel A. (HON) PTF 15:7

Colour	Name	NOC Code	Bib Number	Total Points	Rounds 1	2	3	4	Points Earned by Attack	Points Earned by Penalty
Chung (Blue)	FERRERA R. Miguel A.	HON	101	7	5	0	2		4	3
Hong (Red)	HERNANDEZ E. Moises D.	DOM	17	15	0	14	1		12	3

Referee:
Judges:

Review Jury:
Technical Assistant:

Description	FERRERA R. Miguel A.				HERNANDEZ E. Moises D.			
	Round 1	Round 2	Round 3	Round 4	Round 1	Round 2	Round 3	Round 4
Gam-jeom (deduction penalty)		2	1		1		2	
Kick, Body 2 points	2					6		
Head kick - 3 points								
Turning kick, Body 4 points								
Turning kick, Head 5 points								
Punch, Body 1 point								

Contest Progress

	Contest Time (Seconds)	0	30	60	90	120
Round 1	FERRERA R. Miguel A.	2				2
	HERNANDEZ E. Moises D.			G		
Round 2	FERRERA R. Miguel A.			G	G	
	HERNANDEZ E. Moises D.	2 2 2		2	2	2
Round 3	FERRERA R. Miguel A.				G	
	HERNANDEZ E. Moises D.			G		G

Result of Instant Video Replay Review:

Request by Coaches	FERRERA R. Miguel A.								HERNANDEZ E. Moises D.							
	Round 1		Round 2		Round 3		Round 4		Round 1		Round 2		Round 3		Round 4	
	Own	Opp	Own	Opp	Own	Opp	Own	Opp	Own	Opp	Own	Opp	Own	Opp	Own	Opp
Gam-jeom (deduction penalty)																
Turning kick, 2 points																
Points earned by P.A.																
Appeal rejected by Central Referee																
	Before Contest				After Contest				Before Contest				After Contest			
Remaining Quota of Appeals	1				1				1				1			

Request by Referee / Judges	FERRERA R. Miguel A.				HERNANDEZ E. Moises D.			
	Round 1	Round 2	Round 3	Round 4	Round 1	Round 2	Round 3	Round 4
Gam-jeom (deduction penalty)								
Turning kick, 2 points								
Head kick								

Legend:					
G	Gam-jeom (deduction penalty)	Opp	Opponent	PTF	Win by Final Score

POLIDEPORTIVO CALLAO
CALLAO SPORTS CENTER

LUN MON
29 JUL 2019
14:45

TAEKWONDO
TAEKWONDO

MASCULINO MENOS 80KG
MEN'S UNDER 80KG

SEMIFINALES COMBATE NO. 122
SEMIFINALS CONTEST NO. 122

RESULTADOS DE COMBATE
CONTEST RESULTS

MARTINS S. Icaro M. (BRA) defeated HERNANDEZ E. Moises D. (DOM) GDP 1:0

Colour	Name	NOC Code	Bib Number	Total Points	Rounds 1	2	3	4	Points Earned by Attack	Points Earned by Penalty
Chung (Blue)	MARTINS S. Icaro M.	BRA	31	8	1	0	6	1	5	3
Hong (Red)	HERNANDEZ E. Moises D.	DOM	17	7	4	0	3	0	4	3

Referee:
Judges:

Review Jury:
Technical Assistant:

Description	MARTINS S. Icaro M.				HERNANDEZ E. Moises D.			
	Round 1	Round 2	Round 3	Round 4	Round 1	Round 2	Round 3	Round 4
Gam-jeom (deduction penalty)			3				2	1
Kick, Body 2 points			1		1			
Head kick - 3 points								
Turning kick, Body 4 points								
Turning kick, Head 5 points								
Punch, Body 1 point	1		2		2			

Contest Progress

	Contest Time (Seconds)	0	30	60	90	120
Round 1	MARTINS S. Icaro M.					
	HERNANDEZ E. Moises D.					
Round 2	MARTINS S. Icaro M.					
	HERNANDEZ E. Moises D.					
Round 3	MARTINS S. Icaro M.	2 1 1		G		G
	HERNANDEZ E. Moises D.				G	G
Round 4	MARTINS S. Icaro M.					
	HERNANDEZ E. Moises D.			G		

Result of Instant Video Replay Review:

Request by Coaches	MARTINS S. Icaro M.								HERNANDEZ E. Moises D.							
	Round 1		Round 2		Round 3		Round 4		Round 1		Round 2		Round 3		Round 4	
	Own	Opp	Own	Opp	Own	Opp	Own	Opp	Own	Opp	Own	Opp	Own	Opp	Own	Opp
Gam-jeom (deduction penalty)																
Turning kick, 2 points																
Points earned by P.A.																
Appeal rejected by Central Referee																
	Before Contest				After Contest				Before Contest				After Contest			
Remaining Quota of Appeals	1				1				1				1			

Request by Referee / Judges	MARTINS S. Icaro M.				HERNANDEZ E. Moises D.			
	Round 1	Round 2	Round 3	Round 4	Round 1	Round 2	Round 3	Round 4
Gam-jeom (deduction penalty)								
Turning kick, 2 points								
Head kick								

Legend:
G Gam-jeom (deduction penalty) **Opp** Opponent

POLIDEPORTIVO CALLAO
CALLAO SPORTS CENTER

LUN MON
29 JUL 2019
16:30

TAEKWONDO
TAEKWONDO

MASCULINO MENOS 80KG
MEN'S UNDER 80KG

MEDALLA DE BRONCE COMBATE NO. 227
BRONZE MEDAL CONTEST NO. 227

RESULTADOS DE COMBATE
CONTEST RESULTS

HERNANDEZ E. Moises D. (DOM) defeated LIZARRAGA V. Rene (MEX) PTF 8:5

Colour	Name	NOC Code	Bib Number	Total Points	Rounds 1	2	3	4	Points Earned by Attack	Points Earned by Penalty
Chung (Blue)	LIZARRAGA V. Rene	MEX	52	5	0	0	5		4	1
Hong (Red)	HERNANDEZ E. Moises D.	DOM	17	8	0	2	6		7	1

Referee:
Judges:

Review Jury:
Technical Assistant:

Description	LIZARRAGA V. Rene Round 1	Round 2	Round 3	Round 4	HERNANDEZ E. Moises D. Round 1	Round 2	Round 3	Round 4
Gam-jeom (deduction penalty)		1					1	
Kick, Body 2 points			2				3	
Head kick - 3 points								
Turnning kick, Body 4 points								
Turning kick, Head 5 points								
Punch, Body 1 point						1		

Contest Progress

	Contest Time (Seconds)	0	30	60	90	120
Round 1	LIZARRAGA V. Rene					
	HERNANDEZ E. Moises D.					
Round 2	LIZARRAGA V. Rene					G
	HERNANDEZ E. Moises D.			1		
Round 3	LIZARRAGA V. Rene	2			2	
	HERNANDEZ E. Moises D.			2	2	G

Result of Instant Video Replay Review:

Request by Coaches	LIZARRAGA V. Rene Round 1 Own	Opp	Round 2 Own	Opp	Round 3 Own	Opp	Round 4 Own	Opp	HERNANDEZ E. Moises D. Round 1 Own	Opp	Round 2 Own	Opp	Round 3 Own	Opp	Round 4 Own	Opp
Gam-jeom (deduction penalty)					R											
Turnning kick, 2 points																
Points earned by P.A.																
Appeal rejected by Central Referee																
	Before Contest				After Contest				Before Contest				After Contest			
Remaining Quota of Appeals	1				0				1				1			

Request by Referee / Judges	LIZARRAGA V. Rene Round 1	Round 2	Round 3	Round 4	HERNANDEZ E. Moises D. Round 1	Round 2	Round 3	Round 4
Gam-jeom (deduction penalty)								
Turnning kick, 2 points								
Head kick								

Legend:					
G	Gam-jeom (deduction penalty)	Opp	Opponent	PTF	Win by Final Score
R	Rejected				

POLIDEPORTIVO CALLAO
CALLAO SPORTS CENTER

LUN MON
29 JUL 2019
9:00

TAEKWONDO
TAEKWONDO

MASCULINO MENOS 80KG
MEN'S UNDER 80KG

RESULTADOS
RESULTS

Bib No.	Name	NOC Code	Quarterfinals	Semifinals	Final	Gold Medallist
11	RAHIMI Thomas	USA				
96	PADILLA A. Darlyn E.	ECU				
84	COBAS D. V. José Á.I	CUB	COBAS D. V. JÁ (CUB) PTG 22:2			
52	LIZARRAGA V. Rene	MEX				
120	RODRIGUEZ S. Jonatan A.	URU	LIZARRAGA V. R (MEX) PTG 22:2			
128	TREJOS S. Miguel Angel	COL				
37	AURORA A. Franco S.	PER	TREJOS S. MA (COL) PTG 34:13			
31	MARTINS S. Icaro M.	BRA				
111	RIVAS Carlos E.	VEN				
62	BARBOSA C. Elvis J.	PUR	BARBOSA C. EJ (PUR) PTF 14:8			
75	ILIESCO Christopher	CAN				
101	FERRERA R. Miguel A.	HON	FERRERA R. MA (HON) SUP 8:8			
17	HERNANDEZ E. Moises D.	DOM				

COBAS D. V. JÁ (CUB) PTF 11:3

TREJOS S. MA (COL) PTF 7:6

MARTINS S. IM (BRA) PTF 21:17

HERNANDEZ E. MD (DOM) PTF 15:7

Pool A

TREJOS S. MA (COL) PTF 22:19

Pool B

MARTINS S. IM (BRA) GDP 1:0

TREJOS S. MA (COL) PTF 19:17

Repechage

REP

84	COBAS D. V. José Á.I	CUB	
62	BARBOSA C. Elvis J.	PUR	COBAS D. V. JÁ (CUB) PTF 12:7
	No contestant		BARBOSA C. EJ (PUR) Bye
37	AURORA A. Franco S.	PER	
52	LIZARRAGA V. Rene	MEX	LIZARRAGA V. R (MEX) PTF 14:5
17	HERNANDEZ E. Moises D.	DOM	HERNANDEZ E. MD (DOM) PTF 8:5

Classification	
1 TREJOS	COL
2 MARTINS.	BRA
3 COBAS D.	CUB
3 HERNAND.	DOM
5 LIZARRA.	MEX
5 BARBOSA.	PUR
7 AURORA	PER
9 FERRERA.	HON

Legend:					
(x)	Seeding number	No.	Number	PTF	Win by Final Score
PTG	Win by Points Gap	RCn	Repechage n	SUP	Win by Superiority

MEDALLISTAS - INDIVIDUAL

MEDALLISTS

Medal	Name	NOC
GOLD	TREJOS S. Miguel Angel	COL - Colombia
SILVER	MARTINS S. Icaro M.	BRA - Brazil
BRONZE	COBAS D. V. José Á.l	CUB - Cuba
BRONZE	HERNANDEZ E. Moises D.	DOM - Dominican Republic

+80 Kilogramos Masculino

POLIDEPORTIVO CALLAO
CALLAO SPORTS CENTER

TAEKWONDO
TAEKWONDO

MASCULINO MAS 80KG
MEN'S OVER 80KG

LISTA DE PARTICIPANTES POR CATEGORIA As of 26 JUL 2019

ENTRY LIST BY WEIGHT CATEGORY

NOC	Name	Seed	Bib Number	Date of Birth	Height m /ft in
ARG - Argentina	SIO Martin Leandro	7	81	27 MAR 1985	
ARU - Aruba	SMIT Stuart Achly Gi	14	132	11 MAY 1988	1.83/6'0"
BAR - Barbados	ALLEYNE Askia N.	11	107	5 JAN 1987	1.94/6'4"
BRA - Brazil	DE ANDRADE S. Maicon	3	27	9 JAN 1993	1.89/6'2"
CAN - Canada	STEWART Jordan I. D.	6	70	28 DEC 1996	1.89/6'2"
CHI - Chile	BAEZA Z. Fernando I.	9	93	1 JUN 1996	1.88/6'2"
COL - Colombia	MONTALVO G. Yorman D.	15	134	6 APR 1995	
CUB - Cuba	ALBA C. Rafael Y.	1	2	12 AUG 1993	
DOM - Dominican Republic	MORA R. Fraily R.	10	105	19 SEP 1997	1.83/6'0"
ECU - Ecuador	PEREA T. Jesus A.	8	87	29 DEC 1994	
MEX - Mexico	SANSORES A. Carlos A.	5	57	25 JUN 1997	1.94/6'4"
PER - Peru	OCAMPO C. Christian T.	4	46	2 JUN 1993	
PUR - Puerto Rico	ALVAREZ A. Juan B.	13	122	10 JUN 1999	
USA - United States of America	HEALY Jonathan	2	16	4 APR 1997	1.98/6'6"
VEN - Venezuela	ALVAREZ R. Luis A.	12	114	6 MAY 1997	1.93/6'4"

POLIDEPORTIVO CALLAO
CALLAO SPORTS CENTER

LUN MON
29 JUL 2019
10:15

TAEKWONDO
TAEKWONDO

MASCULINO MAS 80KG
MEN'S OVER 80KG

HOJA DE SORTEO
DRAW SHEET

Bib No.	Name	NOC Code
2	ALBA C. Rafael Y.	CUB
93	BAEZA Z. Fernando I.	CHI
87	PEREA T. Jesus A.	ECU
57	SANSORES A. Carlos A.	MEX
114	ALVAREZ R. Luis A.	VEN
122	ALVAREZ A. Juan B.	PUR
46	OCAMPO C. Christian T.	PER
27	DE ANDRADE S. Maicon	BRA
132	SMIT Stuart Achly Gl	ARU
107	ALLEYNE Askia N.	BAR
70	STEWART Jordan I. D.	CAN
81	SIO Martin Leandro	ARG
105	MORA R. Fraily R.	DOM
134	MONTALVO G. Yorman D.	COL
16	HEALY Jonathan	USA

Quarterfinals: (106) 10:15; (107) 10:30; (108) 10:45; (109) 11:00; (110) 11:15; (111) 11:30; (112) 11:45

Semifinals: (117) 13:00; (118) 13:15; (119) 13:30; (120) 13:45

Pool A

Pool B

Final: (123) 15:00; (124) 15:15

Gold Medallist: (138) 18:45

Repechage

REP

Loser in Semifinals from Pool A

Loser to finalist in Quarterfinals from Pool B

Loser to finalist in Preliminary Round from Pool B

(127) 16:00

(131) 17:00

Loser to finalist in Preliminary Round from Pool A

Loser to finalist in Quarterfinals from Pool A

(128) 16:15

(132) 17:15

Loser in Semifinals from Pool B

Note:
The top listed contestant in each bracket will compete in blue (Chung)
Schedule for the afternoon and evening sessions are subject to change

POLIDEPORTIVO CALLAO
CALLAO SPORTS CENTER

LUN MON
29 JUL 2019
11:30

TAEKWONDO
TAEKWONDO

MASCULINO MAS 80KG
MEN'S OVER 80KG

RONDA DE 8 COMBATE NO. 111
ROUND OF 8 CONTEST NO. 111

RESULTADOS DE COMBATE
CONTEST RESULTS

SIO Martin Leandro (ARG) defeated MORA R. Frailly R. (DOM) PTF 24:10

Colour	Name	NOC Code	Bib Number	Total Points	Rounds 1	2	3	4	Points Earned by Attack	Points Earned by Penalty
Chung (Blue)	SIO Martin Leandro	ARG	81	24	7	13	4		21	3
Hong (Red)	MORA R. Frailly R.	DOM	105	10	5	4	1		6	4

Referee:
Judges:

Review Jury:
Technical Assistant:

Description	SIO Martin Leandro Round 1	Round 2	Round 3	Round 4	MORA R. Frailly R. Round 1	Round 2	Round 3	Round 4
Gam-jeom (deduction penalty)	2	1	1			1	2	
Kick, Body 2 points	2	6	1					
Head kick - 3 points	1				1	1		
Turning kick, Body 4 points								
Turning kick, Head 5 points								
Punch, Body 1 point								

Contest Progress

	Contest Time (Seconds)	0	30	60	90	120
Round 1	SIO Martin Leandro	2		2	3	G G
	MORA R. Frailly R.	3				
Round 2	SIO Martin Leandro		2		2 2 2 2 2 G	
	MORA R. Frailly R.		3		G	
Round 3	SIO Martin Leandro	2			G	
	MORA R. Frailly R.	G				G

Result of Instant Video Replay Review:

Request by Coaches	SIO Martin Leandro Round 1 Own	Opp	Round 2 Own	Opp	Round 3 Own	Opp	Round 4 Own	Opp	MORA R. Frailly R. Round 1 Own	Opp	Round 2 Own	Opp	Round 3 Own	Opp	Round 4 Own	Opp
Gam-jeom (deduction penalty)																
Turning kick, 2 points																
Points earned by P.A.																
Appeal rejected by Central Referee																
	Before Contest				After Contest				Before Contest				After Contest			
Remaining Quota of Appeals	1				1				1				1			

Request by Referee / Judges	SIO Martin Leandro Round 1	Round 2	Round 3	Round 4	MORA R. Frailly R. Round 1	Round 2	Round 3	Round 4
Gam-jeom (deduction penalty)								
Turning kick, 2 points								
Head kick								

Legend:					
G	Gam-jeom (deduction penalty)	Opp	Opponent	PTF	Win by Final Score

POLIDEPORTIVO CALLAO
CALLAO SPORTS CENTER

LUN MON
29 JUL 2019
10:15

TAEKWONDO
TAEKWONDO

MASCULINO MAS 80KG
MEN'S OVER 80KG

RESULTADOS
RESULTS

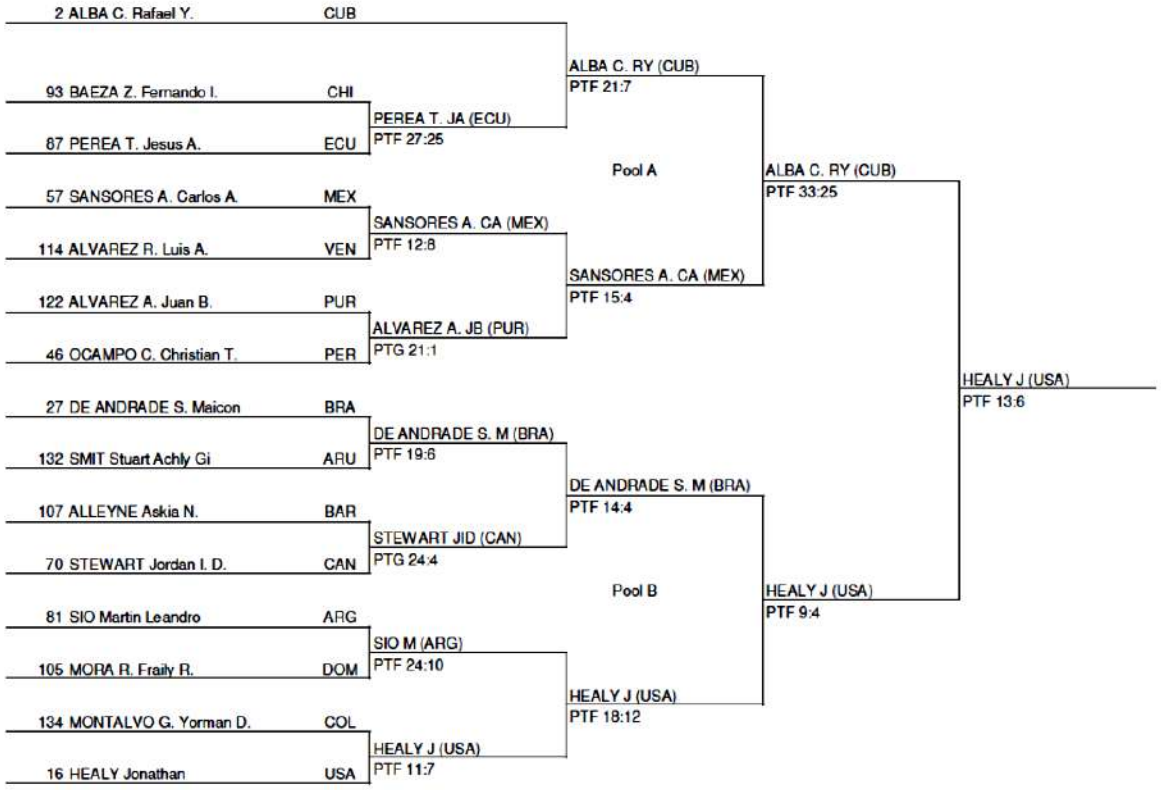

Repechage **REP**

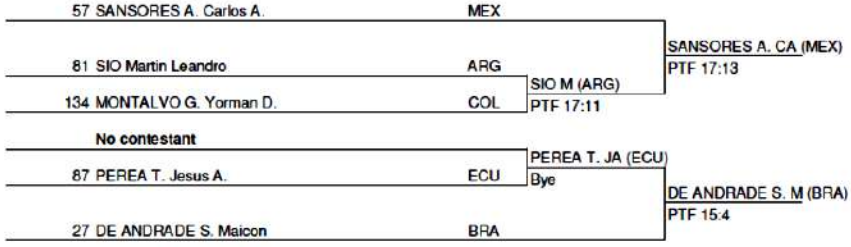

Classification	
1 HEALY J	USA
2 ALBA C.	CUB
3 DE ANDR.	BRA
3 SANSORE.	MEX
5 SIO ML.	ARG
5 PEREA T.	ECU
7 MONTALV.	COL
9 STEWART	CAN

Legend:					
(x)	Seeding number	No.	Number	PTF	Win by Final Score
PTG	Win by Points Gap	RCn	Repechage n		

MEDALLISTAS - INDIVIDUAL

MEDALLISTS

Medal	Name	NOC
GOLD	HEALY Jonathan	USA - United States of America
SILVER	ALBA C. Rafael Y.	CUB - Cuba
BRONZE	DE ANDRADE S. Maicon	BRA - Brazil
BRONZE	SANSORES A. Carlos A.	MEX - Mexico

57 Kilogramos Femenino

POLIDEPORTIVO CALLAO
CALLAO SPORTS CENTER

TAEKWONDO
TAEKWONDO

FEMENINO MENOS 57KG
WOMEN'S UNDER 57KG

LISTA DE PARTICIPANTES POR CATEGORIA As of 26 JUL 2019

ENTRY LIST BY WEIGHT CATEGORY

NOC	Name	Seed	Bib Number	Date of Birth	Height m /ft in
ARG - Argentina	EVOLO Gianella A.	13	125	26 JUN 2001	
BRA - Brazil	VIEIRA Rafaela	5	59	6 OCT 1990	1.64/5'5"
CAN - Canada	PARK Skylar M.-Y.	1	9	6 JUN 1999	1.78/5'10"
CHI - Chile	AGUIRRE R. Fernanda N.	8	82	29 JUL 1999	1.72/5'8"
COL - Colombia	ALVAREZ L. Maria H.	7	73	7 APR 2001	
CRC - Costa Rica	LINDO A. Nishy Lee	10	103	30 NOV 2002	
CUB - Cuba	NÚÑEZ V. Yamicel	14	131	26 NOV 1993	
DOM - Dominican Republic	ANDUJAR H. Genesis C.	9	91	19 MAY 1997	1.70/5'7"
ECU - Ecuador	MINA A. Meli K.	12	118	23 OCT 2002	
MEX - Mexico	VILLEGAS M. Fabiola G.	6	72	4 APR 1998	1.73/5'8"
PAN - Panama	CARSTENS Carolena J.	3	26	18 JAN 1996	1.65/5'5"
PER - Peru	MOYA H. Aittana M.	4	44	16 APR 1998	
USA - United States of America	ZOLOTIC Anastasija	2	24	23 NOV 2002	1.75/5'9"
VEN - Venezuela	MARTINEZ M. Adriana C.	11	110	5 NOV 1991	1.72/5'8"

POLIDEPORTIVO CALLAO
CALLAO SPORTS CENTER

DOM SUN
28 JUL 2019
14:10

TAEKWONDO
TAEKWONDO

FEMENINO MENOS 57KG
WOMEN'S UNDER 57KG

HOJA DE SORTEO
DRAW SHEET

Bib No.	Name	NOC Code
9	PARK Skylar M.-Y. (1)	CAN
91	ANDUJAR H. Genesis C. (9)	DOM
82	AGUIRRE R. Fernanda N. (8)	CHI
59	VIEIRA Rafaela (5)	BRA
118	MINA A. Meli K. (12)	ECU
125	EVOLO Gianella A. (13)	ARG
44	MOYA H. Aittana M. (4)	PER
26	CARSTENS Carolena J. (3)	PAN
131	NÚÑEZ V. Yamicel (14)	CUB
110	MARTINEZ M. Adriana C. (11)	VEN
72	VILLEGAS M. Fabiola G. (6)	MEX
73	ALVAREZ L. Maria H. (7)	COL
103	LINDO A. Nishy Lee (10)	CRC
24	ZOLOTIC Anastasija (2)	USA

Quarterfinals: (201) 14:10; (202) 14:25; (203) 14:40; (204) 14:55; (205) 15:10; (206) 15:25

Semifinals: (207) 15:40; (208) 15:55; (209) 16:10; (210) 16:25

Pool A

Pool B

Final: (211) 16:40; (212) 16:55

Gold Medallist: (121) 19:10

Repechage

REP

Loser in Semifinals from Pool A

Loser to finalist in Quarterfinals from Pool B

Loser to finalist in Preliminary Round from Pool B

(213) 17:10

(118) 18:25

Loser to finalist in Preliminary Round from Pool A

Loser to finalist in Quarterfinals from Pool A

(214) 17:25

(119) 18:40

Loser in Semifinals from Pool B

Note:
The top listed contestant in each bracket will compete in blue (Chung)
Schedule for the afternoon and evening sessions are subject to change

POLIDEPORTIVO CALLAO
CALLAO SPORTS CENTER

DOM SUN
28 JUL 2019
14:10

TAEKWONDO
TAEKWONDO

FEMENINO MENOS 57KG
WOMEN'S UNDER 57KG

RONDA DE 8 COMBATE NO. 201
ROUND OF 8 CONTEST NO. 201

RESULTADOS DE COMBATE
CONTEST RESULTS

AGUIRRE R. Fernanda N. (CHI) defeated ANDUJAR H. Genesis C. (DOM) PTG 27:7

Colour	Name	NOC Code	Bib Number	Total Points	Rounds 1	2	3	4	Points Earned by Attack	Points Earned by Penalty
Chung (Blue)	ANDUJAR H. Genesis C.	DOM	91	7	2	5	0		5	2
Hong (Red)	AGUIRRE R. Fernanda N.	CHI	82	27	9	14	4		24	3

Referee:
Judges:

Review Jury:
Technical Assistant:

Description	ANDUJAR H. Genesis C. Round 1	Round 2	Round 3	Round 4	AGUIRRE R. Fernanda N. Round 1	Round 2	Round 3	Round 4
Gam-jeom (deduction penalty)	2	1				2		
Kick, Body 2 points	1	1			2	2	2	
Head kick - 3 points					1	2		
Turnning kick, Body 4 points								
Turning kick, Head 5 points								
Punch, Body 1 point		1				3		

Contest Progress

	Contest Time (Seconds)	0	30	60	90	120
Round 1	ANDUJAR H. Genesis C.		G	G	2	
	AGUIRRE R. Fernanda N.	3		2		2
Round 2	ANDUJAR H. Genesis C.			1 2		G
	AGUIRRE R. Fernanda N.	2	1 3	2 1	3 1G	
Round 3	ANDUJAR H. Genesis C.					
	AGUIRRE R. Fernanda N.		2 2			

Result of Instant Video Replay Review:

Request by Coaches	ANDUJAR H. Genesis C. Round 1 Own	Round 1 Opp	Round 2 Own	Round 2 Opp	Round 3 Own	Round 3 Opp	Round 4 Own	Round 4 Opp	AGUIRRE R. Fernanda N. Round 1 Own	Round 1 Opp	Round 2 Own	Round 2 Opp	Round 3 Own	Round 3 Opp	Round 4 Own	Round 4 Opp
Gam-jeom (deduction penalty)																
Turnning kick, 2 points																
Points earned by P.A.																
Appeal rejected by Central Referee																
	Before Contest				After Contest				Before Contest				After Contest			
Remaining Quota of Appeals	1				1				1				1			

Request by Referee / Judges	ANDUJAR H. Genesis C. Round 1	Round 2	Round 3	Round 4	AGUIRRE R. Fernanda N. Round 1	Round 2	Round 3	Round 4
Gam-jeom (deduction penalty)								
Turnning kick, 2 points								
Head kick								

Legend:
G Gam-jeom (deduction penalty) **Opp** Opponent **PTG** Win by Points Gap



POLIDEPORTIVO CALLAO
CALLAO SPORTS CENTER

DOM SUN
28 JUL 2019
14:10

TAEKWONDO
TAEKWONDO

FEMENINO MENOS 57KG
WOMEN'S UNDER 57KG



RESULTADOS
RESULTS

Bib No.	Name	NOC Code	Quarterfinals	Semifinals	Final	Gold Medallist

9 PARK Skylar M.-Y. (1) CAN
91 ANDUJAR H. Genesis C. (9) DOM
82 AGUIRRE R. Fernanda N. (8) CHI
59 VIEIRA Rafaela (5) BRA
118 MINA A. Meli K. (12) ECU
125 EVOLO Gianella A. (13) ARG
44 MOYA H. Aittana M. (4) PER
26 CARSTENS Carolena J. (3) PAN
131 NÚÑEZ V. Yamicel (14) CUB
110 MARTINEZ M. Adriana C. (11) VEN
72 VILLEGAS M. Fabiola G. (6) MEX
73 ALVAREZ L. Maria H. (7) COL
103 LINDO A. Nishy Lee (10) CRC
24 ZOLOTIC Anastasija (2) USA

AGUIRRE R. FN (CHI) PTG 27:7
MINA A. MK (ECU) PTF 10:5
EVOLO GA (ARG) PTF 7:3
CARSTENS CJ (PAN) PTG 20:0
VILLEGAS M. FG (MEX) PTF 15:4
LINDO A. NL (CRC) PTF 18:14

PARK SMY (CAN) PTF 17:11
EVOLO GA (ARG) PTF 8:7
CARSTENS CJ (PAN) PTG 35:15
ZOLOTIC A (USA) PTF 23:8

Pool A
Pool B

PARK SMY (CAN) PTF 14:1
ZOLOTIC A (USA) PTF 24:10

ZOLOTIC A (USA) PTF 32:22

Repechage

REP

125 EVOLO Gianella A. (13) ARG
103 LINDO A. Nishy Lee (10) CRC
No contestant
No contestant
82 AGUIRRE R. Fernanda N. (8) CHI
26 CARSTENS Carolena J. (3) PAN

LINDO A. NL (CRC) Bye
AGUIRRE R. FN (CHI) Bye
LINDO A. NL (CRC) PTF 10:3
AGUIRRE R. FN (CHI) PTF 12:7

Classification	
1 ZOLOTIC	USA
2 PARK SMY	CAN
3 LINDO A.	CRC
3 AGUIRRE.	CHI
5 EVOLO GA	ARG
5 CARSTENS	PAN
9 MINA A.	ECU
9 VILLEGA.	MEX

Legend:					
(x)	Seeding number	No.	Number	PTF	Win by Final Score
PTG	Win by Points Gap	RCn	Repechage n		

MEDALLISTAS - INDIVIDUAL

MEDALLISTS

Medal	Name	NOC
GOLD	ZOLOTIC Anastasija	USA - United States of America
SILVER	PARK Skylar M.-Y.	CAN - Canada
BRONZE	LINDO A. Nishy Lee	CRC - Costa Rica
BRONZE	AGUIRRE R. Fernanda N.	CHI - Chile

67 Kilogramos Femenino

POLIDEPORTIVO CALLAO
CALLAO SPORTS CENTER

TAEKWONDO
TAEKWONDO

FEMENINO MENOS 67KG
WOMEN'S UNDER 67KG

LISTA DE PARTICIPANTES POR CATEGORIA As of 26 JUL 2019

ENTRY LIST BY WEIGHT CATEGORY

NOC	Name	Seed	Bib Number	Date of Birth	Height m /ft in
ARG - Argentina	ARNOLDT Alexis D.	9	92	9 OCT 1991	
BRA - Brazil	TITONELI G. Milena	2	23	6 AUG 1998	1.74/5'9"
CAN - Canada	KRAAYEVELD Ashley N.	5	50	3 FEB 1992	1.73/5'8"
CHI - Chile	GALLARDO L. Claudia R.	8	85	24 JUN 2000	1.73/5'8"
COL - Colombia	DUMAR P. Katherine	7	74	27 SEP 1993	
CRC - Costa Rica	ALVARADO A. Katherine V.	6	61	27 MAR 1988	
CUB - Cuba	ACOSTA H. Arlettys	11	106	25 OCT 1999	
DOM - Dominican Republic	RODRIGUEZ R. Madelyn A.	13	127	26 MAR 2000	1.72/5'8"
HON - Honduras	MOLINA B. Yosselyn S.	12	119	4 SEP 1996	1.68/5'6"
MEX - Mexico	HEREDIA T. Victoria C.	3	30	28 MAY 1996	1.82/6'0"
PER - Peru	CHIRINOS L. Diana C.	4	38	21 MAR 1999	
USA - United States of America	MC PHERSON Paige	1	8	1 OCT 1990	1.73/5'8"
VEN - Venezuela	CORDERO S. Adanys N.	10	99	18 MAR 1987	1.70/5'7"

POLIDEPORTIVO CALLAO
CALLAO SPORTS CENTER

LUN MON
29 JUL 2019
9:00

TAEKWONDO
TAEKWONDO

FEMENINO MENOS 67KG
WOMEN'S UNDER 67KG

HOJA DE SORTEO
DRAW SHEET

Bib No.	Name	NOC Code	Quarterfinals	Semifinals	Final	Gold Medallist
8	MC PHERSON Paige	USA				
				(211) 11:30		
92	ARNOLDT Alexis D.	ARG				
			(201) 9:00			
85	GALLARDO L. Claudia R.	CHI				
				Pool A	(219) 14:30	
50	KRAAYEVELD Ashley N.	CAN				
			(202) 9:15			
119	MOLINA B. Yosselyn S.	HON				
				(212) 11:45		
127	RODRIGUEZ R. Madelyn A.	DOM				
			(203) 9:30			
38	CHIRINOS L. Diana C.	PER				
						(139) 19:00
30	HEREDIA T. Victoria C.	MEX				
				(213) 12:00		
106	ACOSTA H. Arlettys	CUB				
			(204) 9:45			
61	ALVARADO A. Katherine V.	CRC				
				Pool B	(220) 14:45	
74	DUMAR P. Katherine	COL				
			(205) 10:00			
99	CORDERO S. Adanys N.	VEN				
				(214) 12:15		
23	TITONELI G. Milena	BRA				

Repechage **REP**

Loser in Semifinals from Pool A

(133) 17:30

Loser to finalist in Quarterfinals from Pool B

(223) 15:30

Loser to finalist in Preliminary Round from Pool B

Loser to finalist in Preliminary Round from Pool A

(224) 15:45

Loser to finalist in Quarterfinals from Pool A

(134) 17:45

Loser in Semifinals from Pool B

Note:
The top listed contestant in each bracket will compete in blue (Chung)
Schedule for the afternoon and evening sessions are subject to change

POLIDEPORTIVO CALLAO
CALLAO SPORTS CENTER

LUN MON
29 JUL 2019
9:30

TAEKWONDO
TAEKWONDO

FEMENINO MENOS 67KG
WOMEN'S UNDER 67KG

RONDA DE 8 COMBATE NO. 203
ROUND OF 8 CONTEST NO. 203

RESULTADOS DE COMBATE
CONTEST RESULTS

RODRIGUEZ R. Madelyn A. (DOM) defeated CHIRINOS L. Diana C. (PER) PTG 22:2

Colour	Name	NOC Code	Bib Number	Total Points	Rounds 1	2	3	4	Points Earned by Attack	Points Earned by Penalty
Chung (Blue)	RODRIGUEZ R. Madelyn A.	DOM	127	22	12	10			20	2
Hong (Red)	CHIRINOS L. Diana C.	PER	38	2	2	0			2	0

Referee:
Judges:

Review Jury:
Technical Assistant:

Description	RODRIGUEZ R. Madelyn A. Round 1	Round 2	Round 3	Round 4	CHIRINOS L. Diana C. Round 1	Round 2	Round 3	Round 4
Gam-jeom (deduction penalty)						2		
Kick, Body 2 points	3	1			1			
Head kick - 3 points	2	2						
Turning kick, Body 4 points								
Turning kick, Head 5 points								
Punch, Body 1 point								

Contest Progress

	Contest Time (Seconds)	0	30	60	90	120
Round 1	RODRIGUEZ R. Madelyn A.	2	2	2	3	3
	CHIRINOS L. Diana C.		2			
Round 2	RODRIGUEZ R. Madelyn A.		3			3 2
	CHIRINOS L. Diana C.					G G

Result of Instant Video Replay Review:

Request by Coaches	RODRIGUEZ R. Madelyn A. Round 1 Own	Opp	Round 2 Own	Opp	Round 3 Own	Opp	Round 4 Own	Opp	CHIRINOS L. Diana C. Round 1 Own	Opp	Round 2 Own	Opp	Round 3 Own	Opp	Round 4 Own	Opp
Gam-jeom (deduction penalty)																
Turning kick, 2 points																
Points earned by P.A.																
Appeal rejected by Central Referee																
	Before Contest				After Contest				Before Contest				After Contest			
Remaining Quota of Appeals	1				1				1				1			

Request by Referee / Judges	RODRIGUEZ R. Madelyn A. Round 1	Round 2	Round 3	Round 4	CHIRINOS L. Diana C. Round 1	Round 2	Round 3	Round 4
Gam-jeom (deduction penalty)								
Turning kick, 2 points								
Head kick								

Legend:					
G	Gam-jeom (deduction penalty)	Opp	Opponent	PTG	Win by Points Gap

POLIDEPORTIVO CALLAO
CALLAO SPORTS CENTER

LUN MON
29 JUL 2019
11:45

TAEKWONDO
TAEKWONDO

FEMENINO MENOS 67KG
WOMEN'S UNDER 67KG

CUARTOS DE FINAL COMBATE NO. 212
QUARTERFINALS CONTEST NO. 212

RESULTADOS DE COMBATE
CONTEST RESULTS

KRAAYEVELD Ashley N. (CAN) defeated RODRIGUEZ R. Madelyn A. (DOM) PTF 12:7

Colour	Name	NOC Code	Bib Number	Total Points	Rounds 1	2	3	4	Points Earned by Attack	Points Earned by Penalty
Chung (Blue)	KRAAYEVELD Ashley N.	CAN	50	12	0	4	8		9	3
Hong (Red)	RODRIGUEZ R. Madelyn A.	DOM	127	7	1	0	6		5	2

Referee:
Judges:

Review Jury:
Technical Assistant:

Description	KRAAYEVELD Ashley N. Round 1	Round 2	Round 3	Round 4	RODRIGUEZ R. Madelyn A. Round 1	Round 2	Round 3	Round 4
Gam-jeom (deduction penalty)	1		1			2	1	
Kick, Body 2 points							1	
Head kick - 3 points			2				1	
Turnning kick, Body 4 points								
Turning kick, Head 5 points								
Punch, Body 1 point		2	1					

Contest Progress

	Contest Time (Seconds)	0	30	60	90	120
Round 1	KRAAYEVELD Ashley N.		G			
	RODRIGUEZ R. Madelyn A.					
Round 2	KRAAYEVELD Ashley N.		1	1		
	RODRIGUEZ R. Madelyn A.			G	G	
Round 3	KRAAYEVELD Ashley N.			13	G	3
	RODRIGUEZ R. Madelyn A.		2 3			G

Result of Instant Video Replay Review:

Request by Coaches	KRAAYEVELD Ashley N. Round 1 Own	Opp	Round 2 Own	Opp	Round 3 Own	Opp	Round 4 Own	Opp	RODRIGUEZ R. Madelyn A. Round 1 Own	Opp	Round 2 Own	Opp	Round 3 Own	Opp	Round 4 Own	Opp
Gam-jeom (deduction penalty)																
Turnning kick, 2 points																
Points earned by P.A.																
Appeal rejected by Central Referee																
	Before Contest				After Contest				Before Contest				After Contest			
Remaining Quota of Appeals	1				1				1				1			

Request by Referee / Judges	KRAAYEVELD Ashley N. Round 1	Round 2	Round 3	Round 4	RODRIGUEZ R. Madelyn A. Round 1	Round 2	Round 3	Round 4
Gam-jeom (deduction penalty)								
Turnning kick, 2 points								
Head kick								

Legend:					
G	Gam-jeom (deduction penalty)	Opp	Opponent	PTF	Win by Final Score

POLIDEPORTIVO CALLAO
CALLAO SPORTS CENTER

LUN MON
29 JUL 2019
9:00

TAEKWONDO
TAEKWONDO

FEMENINO MENOS 67KG
WOMEN'S UNDER 67KG

RESULTADOS
RESULTS

Bib No.	Name	NOC Code	Quarterfinals	Semifinals	Final	Gold Medallist
8	MC PHERSON Paige	USA				
92	ARNOLDT Alexis D.	ARG				
85	GALLARDO L. Claudia R.	CHI	ARNOLDT AD (ARG) PTF 9:7	MC PHERSON P (USA) PTF 25:7		
50	KRAAYEVELD Ashley N.	CAN				
119	MOLINA B. Yosselyn S.	HON	KRAAYEVELD AN (CAN) PTF 16:4			
127	RODRIGUEZ R. Madelyn A.	DOM		KRAAYEVELD AN (CAN) PTF 12:7		
38	CHIRINOS L. Diana C.	PER	RODRIGUEZ R. MA (DOM) PTG 22:2			
30	HEREDIA T. Victoria C.	MEX				
106	ACOSTA H. Arlettys	CUB				
61	ALVARADO A. Katherine V.	CRC	ACOSTA H. A (CUB) SUP 0:0	ACOSTA H. A (CUB) PTF 5:1		
74	DUMAR P. Katherine	COL				
99	CORDERO S. Adanys N.	VEN	DUMAR P. K (COL) PTF 8:0			
23	TITONELI G. Milena	BRA		TITONELI G. M (BRA) PTF 9:8		

Pool A: MC PHERSON P (USA) PTF 11:9

Pool B: TITONELI G. M (BRA) PTF 10:5

TITONELI G. M (BRA) PTF 9:8

Repechage

			REP
50	KRAAYEVELD Ashley N.	CAN	
74	DUMAR P. Katherine	COL	DUMAR P. K (COL) PTF 13:4
	No contestant		DUMAR P. K (COL) Bye
	No contestant		
92	ARNOLDT Alexis D.	ARG	ARNOLDT AD (ARG) Bye
106	ACOSTA H. Arlettys	CUB	ACOSTA H. A (CUB) PTF 10:7

Classification	
1 TITONEL.	BRA
2 MC PHER.	USA
3 ACOSTA	CUB
3 DUMAR P.	COL
5 ARNOLDT	ARG
5 KRAAYEV.	CAN
9 RODRIGU.	DOM
9 HEREDIA.	MEX

Legend:					
(x)	Seeding number	No.	Number	PTF	Win by Final Score
PTG	Win by Points Gap	RCn	Repechage n	SUP	Win by Superiority

MEDALLISTAS - INDIVIDUAL
MEDALLISTS

Medal	Name	NOC
GOLD	TITONELI G. Milena	BRA - Brazil
SILVER	MC PHERSON Paige	USA - United States of America
BRONZE	ACOSTA H. Arlettys	CUB - Cuba
BRONZE	DUMAR P. Katherine	COL - Colombia

+67 Kilogramos Femenino

POLIDEPORTIVO CALLAO
CALLAO SPORTS CENTER

TAEKWONDO
TAEKWONDO

FEMENINO MAS 67KG
WOMEN'S OVER 67KG

LISTA DE PARTICIPANTES POR CATEGORIA As of 26 JUL 2019

ENTRY LIST BY WEIGHT CATEGORY

NOC	Name	Seed	Bib Number	Date of Birth	Height m /ft in
BRA - Brazil	FIDELIS P. Raiany	6	64	18 MAR 1994	1.77/5'10"
CAN - Canada	CUMA Rachel E.	13	124	19 APR 1997	1.67/5'6"
COL - Colombia	MOSQUERA R. Gloria C.	7	77	6 SEP 1995	
CUB - Cuba	CARBONELL N. Yamitsi	12	116	27 NOV 1997	
DOM - Dominican Republic	RODRIGUEZ P. Katherine J.	3	35	18 DEC 1991	1.85/6'1"
HAI - Haiti	LOUISSAINT Aniya N.	11	109	8 SEP 1998	
HON - Honduras	AVILA R. Keyla P.	8	83	16 JUN 1990	1.78/5'10"
MEX - Mexico	ACOSTA B. Briseida	1	1	30 AUG 1993	1.73/5'8"
PER - Peru	ORIHUELA B. Camila K.	4	47	17 MAY 1997	
PUR - Puerto Rico	WEEKES Crystal B.	5	60	14 JAN 1998	
TTO - Trinidad and Tobago	LAWRENCE Megan M.	10	102	6 DEC 1988	
USA - United States of America	GORMAN-S. Madelynn	2	15	9 JAN 1999	1.80/5'11"
VEN - Venezuela	FERNANDEZ G. Carolina D. V.	9	94	16 NOV 1989	1.73/5'8"

POLIDEPORTIVO CALLAO
CALLAO SPORTS CENTER

LUN MON
29 JUL 2019
10:15

TAEKWONDO
TAEKWONDO

FEMENINO MAS 67KG
WOMEN'S OVER 67KG

HOJA DE SORTEO
DRAW SHEET

Bib No.	Name	NOC Code
1	ACOSTA B. Briseida	MEX
94	FERNANDEZ G. Carolina D. V.	VEN
83	AVILA R. Keyla P.	HON
60	WEEKES Crystal B.	PUR
116	CARBONELL N. Yamitsi	CUB
124	CUMA Rachel E.	CAN
47	ORIHUELA B. Camila K.	PER
35	RODRIGUEZ P. Katherine J.	DOM
109	LOUISSAINT Aniya N.	HAI
64	FIDELIS P. Raiany	BRA
77	MOSQUERA R. Gloria C.	COL
102	LAWRENCE Megan M.	TTO
15	GORMAN-S. Madelynn	USA

Quarterfinals: (206) 10:15; (207) 10:30; (208) 10:45; (209) 11:00; (210) 11:15

Semifinals: (215) 12:30; (216) 12:45; (217) 13:00; (218) 13:15

Pool A

Pool B

Final: (221) 15:00; (222) 15:15

Gold Medallist: (140) 19:15

Repechage — **REP**

- Loser in Semifinals from Pool A
- Loser to finalist in Quarterfinals from Pool B
- Loser to finalist in Preliminary Round from Pool B
- (225) 16:00
- (135) 18:00
- Loser to finalist in Preliminary Round from Pool A
- Loser to finalist in Quarterfinals from Pool A
- (226) 16:15
- Loser in Semifinals from Pool B
- (136) 18:15

Note:
The top listed contestant in each bracket will compete in blue (Chung)
Schedule for the afternoon and evening sessions are subject to change

POLIDEPORTIVO CALLAO
CALLAO SPORTS CENTER

LUN MON
29 JUL 2019
13:00

TAEKWONDO
TAEKWONDO

FEMENINO MAS 67KG
WOMEN'S OVER 67KG

CUARTOS DE FINAL COMBATE NO. 217
QUARTERFINALS CONTEST NO. 217

RESULTADOS DE COMBATE
CONTEST RESULTS

FIDELIS P. Raiany (BRA) defeated RODRIGUEZ P. Katherine J. (DOM) RSC 3 0:32

Colour	Name	NOC Code	Bib Number	Total Points	Rounds 1	2	3	4	Points Earned by Attack	Points Earned by Penalty
Chung (Blue)	RODRIGUEZ P. Katherine J.	DOM	35	11	0	8	3		9	2
Hong (Red)	FIDELIS P. Raiany	BRA	64	12	3	1	8		9	3

Referee:
Judges:

Review Jury:
Technical Assistant:

Description	RODRIGUEZ P. Katherine J.				FIDELIS P. Raiany			
	Round 1	Round 2	Round 3	Round 4	Round 1	Round 2	Round 3	Round 4
Gam-jeom (deduction penalty)	1		2			2		
Kick, Body 2 points		3			1		1	
Head kick - 3 points			1				1	
Turning kick, Body 4 points								
Turning kick, Head 5 points								
Punch, Body 1 point						1	1	

Contest Progress

	Contest Time (Seconds)	0	30	60	90	120
Round 1	RODRIGUEZ P. Katherine J.				G	
	FIDELIS P. Raiany			2		
Round 2	RODRIGUEZ P. Katherine J.			2		2 2
	FIDELIS P. Raiany	G 1 G				
Round 3	RODRIGUEZ P. Katherine J.			3G	G	
	FIDELIS P. Raiany		3	1	2	

Result of Instant Video Replay Review:

Request by Coaches	RODRIGUEZ P. Katherine J.								FIDELIS P. Raiany							
	Round 1		Round 2		Round 3		Round 4		Round 1		Round 2		Round 3		Round 4	
	Own	Opp	Own	Opp	Own	Opp	Own	Opp	Own	Opp	Own	Opp	Own	Opp	Own	Opp
Gam-jeom (deduction penalty)																
Turning kick, 2 points																
Points earned by P.A.																
Appeal rejected by Central Referee																
	Before Contest				After Contest				Before Contest				After Contest			
Remaining Quota of Appeals	1				1				1				1			

Request by Referee / Judges	RODRIGUEZ P. Katherine J.				FIDELIS P. Raiany			
	Round 1	Round 2	Round 3	Round 4	Round 1	Round 2	Round 3	Round 4
Gam-jeom (deduction penalty)								
Turning kick, 2 points								
Head kick								

Legend:					
G	Gam-jeom (deduction penalty)	Opp	Opponent	RSC	Win by Referee Stop Contest

POLIDEPORTIVO CALLAO
CALLAO SPORTS CENTER

LUN MON
29 JUL 2019
10:15

TAEKWONDO
TAEKWONDO

FEMENINO MAS 67KG
WOMEN'S OVER 67KG

RESULTADOS
RESULTS

Bib No.	Name	NOC Code	Quarterfinals	Semifinals	Final	Gold Medallist
1	ACOSTA B. Briseida	MEX				
94	FERNANDEZ G. Carolina D. V.	VEN		ACOSTA B. B (MEX) PTF 7:3		
83	AVILA R. Keyla P.	HON	FERNANDEZ G. CDV (VEN) GDP 1:0			
60	WEEKES Crystal B.	PUR		Pool A	ACOSTA B. B (MEX) PTF 11:8	
116	CARBONELL N. Yamitsi	CUB	CARBONELL N. Y (CUB) PTF 12:2			
124	CUMA Rachel E.	CAN		CARBONELL N. Y (CUB) PTF 20:9		
47	ORIHUELA B. Camila K.	PER	CUMA RE (CAN) PTF 14:3			ACOSTA B. B (MEX) PTF 10:5
35	RODRIGUEZ P. Katherine J.	DOM				
109	LOUISSAINT Aniya N.	HAI		FIDELIS P. R (BRA) RSC 3 0:32		
64	FIDELIS P. Raiany	BRA	FIDELIS P. R (BRA) PTF 18:3			
77	MOSQUERA R. Gloria C.	COL		Pool B	MOSQUERA R. GC (COL) PTF 23:10	
102	LAWRENCE Megan M.	TTO	MOSQUERA R. GC (COL) PTG 22:1			
15	GORMAN-S. Madelynn	USA		MOSQUERA R. GC (COL) PTF 16:5		

Repechage **REP**

116	CARBONELL N. Yamitsi	CUB		
15	GORMAN-S. Madelynn	USA	GORMAN-S. M (USA) PTF 8:5	
102	LAWRENCE Megan M.	TTO	GORMAN-S. M (USA) PTF 15:6	
	No contestant			FERNANDEZ G. CDV (VEN) Bye
94	FERNANDEZ G. Carolina D. V.	VEN		
64	FIDELIS P. Raiany	BRA		FIDELIS P. R (BRA) PTF 7:0

Classification		
1	ACOSTA	MEX
2	MOSQUER.	COL
3	FIDELIS.	BRA
3	GORMAN-.	USA
5	CARBONE.	CUB
5	FERNAND.	VEN
7	LAWRENCE	TTO
9	CUMA RE	CAN

Legend:					
(x)	Seeding number	No.	Number	PTF	Win by Final Score
PTG	Win by Points Gap	RCn	Repechage n	RSC	Win by Referee Stop Contest

MEDALLISTAS - INDIVIDUAL

MEDALLISTS

Medal	Name	NOC
GOLD	ACOSTA B. Briseida	MEX - Mexico
SILVER	MOSQUERA R. Gloria C.	COL - Colombia
BRONZE	FIDELIS P. Raiany	BRA - Brazil
BRONZE	GORMAN-S. Madelynn	USA - United States of America



TENIS

Delegación de Tenis

Nombre	Función
Víctor Manuel Estrella Burgos	Atleta
Roberto Enmanuel Cid Subervi	Atleta
José Ramón Hernández Fernández	Atleta
Kelly Winter Williford Leonardo	Atleta
Emilio Vasquez	Delegado
Rafael Moreno Berroa	Entrenador

Individual Masculino

CLUB LAWN TENNIS
CLUB LAWN TENNIS

TENIS
TENNIS

INDIVIDUAL MASCULINO
MEN'S SINGLES

LISTA DE INSCRIPCIONES POR EVENTO As of 28 JUL 2019

ENTRY LIST BY EVENT

Ranking	Name	NOC Code	Qualified Type	Seed
38	JARRY Nicolás	CHI		1
109	ANDREOZZI Guido	ARG		2
134	BAGNIS Facundo	ARG		3
*	KING Darian	BAR		4
228	GIRALDO Santiago	COL		5
231	QUIROZ Roberto	ECU		6
238	MENEZES João	BRA		7
268	HERNANDEZ Jose	DOM		8
280	BARRIOS Marcelo	CHI		9
299	CID Roberto	DOM		10
311	TABILO Alejandro	CHI		11
316	ESCOBAR Gonzalo	ECU		12
319	REDLICKI Michael	USA		13
345	WILD Thiago	BRA		14
352	VARILLAS Juan Pablo	PER		15
379	GONZALEZ Alejandro	COL		16
405	KING Kevin	USA		
413	ESTRELLA Victor	DOM		
468	CERUNDOLO Francisco	ARG		
507	SÁNCHEZ Manuel	MEX		
509	RIFFICE Samuel	USA		
531	ÁLVAREZ Nicolás	PER		
*	ALVARADO Alberto	ESA		
*	ARIAS Boris	BOL		
*	GALDOS Sergio	PER		
*	GONZALEZ Stefan	GUA		
*	GONZALEZ Wilfredo	GUA		
*	HERNÁNDEZ Juan	MEX		
*	JOHNSON Kyle	ESA		
*	LEWIS Haydn Lee	BAR		
*	LLANES Francisco	URU		
*	MAGINLEY Herbert	ANT		
*	MEJIA Nicolas	COL		
*	MIRALLES Lluis	ESA		
*	NEWMAN Baker	BAH		
*	OBANDO Alejandro	HON		
*	PÉREZ Yoan	CUB		
*	PHILLIPS Rowland	JAM		
*	RIVERA Osmel	CUB		
*	ROBERTS Justin	BAH		
*	RONCADELLI Franco	URU		
*	RUBIO Alan	MEX		
*	TURCIOS Keny	HON		
*	WILLIAMS Seanon	BAR		
*	ZEBALLOS Federico	BOL		



CLUB LAWN TENNIS
CLUB LAWN TENNIS

LUN MON
29 JUL 2019
11:15

TENIS
TENNIS

INDIVIDUAL MASCULINO
MEN'S SINGLES

PRIMERA RONDA
FIRST ROUND



ESTADÍSTICAS DEL PARTIDO
MATCH STATISTICS

	MEJIA Nicolas	COL	4	2	
W	ESTRELLA Victor	DOM	6	6	
	Match duration: 1h15min		37min	38min	

Court: Centre

Chair Umpire: CAMPOS Marcus (BRA)

MEJIA N					ESTRELLA V			
1Set	2Set	3Set	Total		1Set	2Set	3Set	Total
0	2		2	Total aces	1	2		3
0	0		0	Doubles faults	0	0		0
2	1		3	Service winners	4	2		6
18/27	22/30		40/57	1st serve	16/25	17/20		33/45
(67%)	(73%)		(70%)		(64%)	(85%)		(73%)
0	2		2	Aces on 1st serve	1	2		3
11/18	11/22		22/40	Points won on 1st serve	9/16	13/17		22/33
(61%)	(50%)		(55%)		(56%)	(76%)		(67%)
9/9	8/8		17/17	2nd serve	9/9	3/3		12/12
(100%)	(100%)		(100%)		(100%)	(100%)		(100%)
0	0		0	Aces on 2nd serve	0	0		0
4/9	4/8		8/17	Points won on 2nd serve	7/9	3/3		10/12
(44%)	(50%)		(47%)		(78%)	(100%)		(83%)
9/25	4/20		13/45	Receiving points won	12/27	15/30		27/57
(36%)	(20%)		(29%)		(44%)	(50%)		(47%)
1/1	0/0		1/1	Break points conversions	2/2	2/8		4/10
(100%)	(0%)		(100%)		(100%)	(25%)		(40%)
0	0		0	Return of serve winners	0	0		0
9	9		18	Total winners	11	12		23
6	5		11	Forehand winners	4	6		10
1	2		3	Backhand winners	2	3		5
2	1		3	Forced errors	2	0		2
15	18		33	Unforced errors	13	10		23
1/5	3/3		4/8	Net points won	1/5	3/8		4/13
(20%)	(100%)		(50%)		(20%)	(38%)		(31%)
24	19		43	Total points won	28	31		59

	1 Set										2 Set									
MEJIA N	*1	1	*2	2	*2	3	*4	4	*4	4	*0	0	*1	1	*1	1	*2	2		
ESTRELLA V	0	*1	1	*2	3	*3	3	*4	5	*6	1	*2	2	*3	4	*5	5	*6		

Note:
For detailed scorecard information contact venue press centre.

Legend:

COP	Host NOC (Perú)	**DA**	Direct Acceptance	**Def**	Defaulted	**DQB**	Disqualified for unsportsmanlike behaviour
Q	Qualified	**Ret**	Retired	**Susp**	Suspended	**W**	Winner
Wo	Walkover	*	Server			**WC**	WildCard

CLUB LAWN TENNIS
CLUB LAWN TENNIS

MAR TUE
30 JUL 2019
10:08

TENIS
TENNIS

INDIVIDUAL MASCULINO
MEN'S SINGLES

SEGUNDA RONDA
SECOND ROUND

ESTADÍSTICAS DEL PARTIDO
MATCH STATISTICS

W	QUIROZ Roberto (6)	ECU	7	6	
	ESTRELLA Victor	DOM	5	1	
	Match duration: 1h25min		52min	33min	

Court: 1

Chair Umpire: BARON Fernando (COL)

QUIROZ R (6)					ESTRELLA V			
1Set	2Set	3Set	Total		1Set	2Set	3Set	Total
2	4		6	Total aces	0	0		0
1	0		1	Doubles faults	0	1		1
30/36	12/15		42/51	1st serve	27/37	28/35		55/72
(83%)	(80%)		(82%)		(73%)	(80%)		(76%)
2	4		6	Aces on 1st serve	0	0		0
21/30	10/12		31/42	Points won on 1st serve	18/27	10/28		28/55
(70%)	(83%)		(74%)		(67%)	(36%)		(51%)
5/6	3/3		8/9	2nd serve	10/10	6/7		16/17
(83%)	(100%)		(89%)		(100%)	(86%)		(94%)
0	0		0	Aces on 2nd serve	0	0		0
3/6	2/3		5/9	Points won on 2nd serve	4/10	5/7		9/17
(50%)	(67%)		(56%)		(40%)	(71%)		(53%)
15/37	20/35		35/72	Receiving points won	12/36	3/15		15/51
(41%)	(57%)		(49%)		(33%)	(20%)		(29%)
2/4	3/7		5/11	Break points conversions	1/2	0/0		1/2
(50%)	(43%)		(45%)		(50%)	(0%)		(50%)
39	32		71	Total points won	34	18		52

Note:
For detailed scorecard information contact venue press centre.

Legend:
COP Host NOC (Perú) **DA** Direct Acceptance **Def** Defaulted **DQB** Disqualified for unsportsmanlike behaviour
Q Qualified **Ret** Retired **Susp** Suspended **W** Winner **WC** WildCard
Wo Walkover * Server



CLUB LAWN TENNIS
CLUB LAWN TENNIS

MAR TUE
30 JUL 2019
11:50

TENIS
TENNIS

INDIVIDUAL MASCULINO
MEN'S SINGLES

SEGUNDA RONDA
SECOND ROUND



ESTADÍSTICAS DEL PARTIDO
MATCH STATISTICS

	LEWIS Haydn Lee	BAR	2	3	
W	CID Roberto (10)	DOM	6	6	
	Match duration: 1h20min		40min	40min	

Court: 1

Chair Umpire: SUAREZ Jhonny (ECU)

LEWIS H					CID R (10)			
1Set	2Set	3Set	Total		1Set	2Set	3Set	Total
3	1		4	Total aces	2	2		4
0	0		0	Doubles faults	0	0		0
21/27	21/31		42/58	1st serve	16/25	9/20		25/45
(78%)	(68%)		(72%)		(64%)	(45%)		(56%)
3	1		4	Aces on 1st serve	2	1		3
11/21	13/21		24/42	Points won on 1st serve	11/16	9/9		20/25
(52%)	(62%)		(57%)		(69%)	(100%)		(80%)
6/6	10/10		16/16	2nd serve	9/9	11/11		20/20
(100%)	(100%)		(100%)		(100%)	(100%)		(100%)
0	0		0	Aces on 2nd serve	0	1		1
3/6	4/10		7/16	Points won on 2nd serve	6/9	7/11		13/20
(50%)	(40%)		(44%)		(67%)	(64%)		(65%)
8/25	4/20		12/45	Receiving points won	13/27	14/31		27/58
(32%)	(20%)		(27%)		(48%)	(45%)		(47%)
0/1	0/0		0/1	Break points conversions	2/2	2/3		4/5
(0%)	(0%)		(0%)		(100%)	(67%)		(80%)
22	21		43	Total points won	30	30		60

Note:
For detailed scorecard information contact venue press centre.

Legend:

COP	Host NOC (Perú)	**DA**	Direct Acceptance	**Def**	Defaulted	**DQB**	Disqualified for unsportsmanlike behaviour
Q	Qualified	**Ret**	Retired	**Susp**	Suspended	**W**	Winner
Wo	Walkover	*	Server			**WC**	WildCard



CLUB LAWN TENNIS
CLUB LAWN TENNIS

JUE THU
1 AUG 2019
12:55

TENIS
TENNIS

INDIVIDUAL MASCULINO
MEN'S SINGLES

TERCERA RONDA
THIRD ROUND



ESTADÍSTICAS DEL PARTIDO

MATCH STATISTICS

	GIRALDO Santiago (5)	COL	2	5	
W	CID Roberto (10)	DOM	6	7	
		Match duration: 1h29min	26min	63min	

Court: GS

Chair Umpire: LEAO Weverton (BRA)

GIRALDO S (5)					CID R (10)			
1Set	2Set	3Set	Total		1Set	2Set	3Set	Total
0	1		1	Total aces	0	0		0
1	0		1	Doubles faults	1	1		2
0	0		0	Service winners	0	0		0
15/21	26/39		41/60	1st serve	13/20	25/45		38/65
(71%)	(67%)		(68%)		(65%)	(56%)		(58%)
0	1		1	Aces on 1st serve	0	0		0
8/15	17/26		25/41	Points won on 1st serve	11/13	14/25		25/38
(53%)	(65%)		(61%)		(85%)	(56%)		(66%)
5/6	13/13		18/19	2nd serve	6/7	19/20		25/27
(83%)	(100%)		(95%)		(86%)	(95%)		(93%)
0	0		0	Aces on 2nd serve	0	0		0
2/6	6/13		8/19	Points won on 2nd serve	5/7	14/20		19/27
(33%)	(46%)		(42%)		(71%)	(70%)		(70%)
4/20	17/45		21/65	Receiving points won	11/21	16/39		27/60
(20%)	(38%)		(32%)		(52%)	(41%)		(45%)
0/0	1/2		1/2	Break points conversions	2/2	2/5		4/7
(0%)	(50%)		(50%)		(100%)	(40%)		(57%)
0	0		0	Return of serve winners	0	0		0
5	15		20	Total winners	2	5		7
5	9		14	Forehand winners	2	2		4
0	4		4	Backhand winners	0	3		3
6	17		23	Forced errors	4	15		19
19	22		41	Unforced errors	5	10		15
3/5	3/5		6/10	Net points won	2/2	4/5		6/7
(60%)	(60%)		(60%)		(100%)	(80%)		(86%)
14	40		54	Total points won	27	44		71

	1 Set								2 Set											
GIRALDO S (5)	0	*1	1	*2	2	*2	2	*2	0	*1	1	*2	2	*3	4	*5	5	*5	5	*5
CID R (10)	*1	1	*2	2	*3	4	*5	6	*1	1	*2	2	*3	3	*3	3	*4	5	*6	7

Note:
For detailed scorecard information contact venue press centre.

Legend:

COP	Host NOC (Perú)	**DA**	Direct Acceptance	**Def**	Defaulted	**DQB**	Disqualified for unsportsmanlike behaviour
Q	Qualified	**Ret**	Retired	**Susp**	Suspended	**W**	Winner
Wo	Walkover	*	Server			**WC**	WildCard

CLUB LAWN TENNIS
CLUB LAWN TENNIS

VIE FRI
2 AUG 2019
12:59

TENIS
TENNIS

INDIVIDUAL MASCULINO
MEN'S SINGLES

CUARTOS DE FINAL
QUARTERFINAL

ESTADÍSTICAS DEL PARTIDO
MATCH STATISTICS

	CID Roberto (10)	DOM	1	4	
W	ANDREOZZI Guido (2)	ARG	6	6	
	Match duration: 1h13min		25min	48min	

Court: GS

Chair Umpire: CAMPOS Marcus (BRA)

CID R (10)					ANDREOZZI G (2)			
1Set	2Set	3Set	Total		1Set	2Set	3Set	Total
0	3		3	Total aces	0	0		0
1	1		2	Doubles faults	0	1		1
0	0		0	Service winners	0	0		0
9/19	11/24		20/43	1st serve	13/19	20/30		33/49
(47%)	(46%)		(47%)		(68%)	(67%)		(67%)
0	3		3	Aces on 1st serve	0	0		0
3/9	7/11		10/20	Points won on 1st serve	11/13	14/20		25/33
(33%)	(64%)		(50%)		(85%)	(70%)		(76%)
9/10	12/13		21/23	2nd serve	6/6	9/10		15/16
(90%)	(92%)		(91%)		(100%)	(90%)		(94%)
0	0		0	Aces on 2nd serve	0	0		0
3/10	6/13		9/23	Points won on 2nd serve	2/6	6/10		8/16
(30%)	(46%)		(39%)		(33%)	(60%)		(50%)
6/19	10/30		16/49	Receiving points won	13/19	11/24		24/43
(32%)	(33%)		(33%)		(68%)	(46%)		(56%)
0/0	1/3		1/3	Break points conversions	3/3	2/2		5/5
(0%)	(33%)		(33%)		(100%)	(100%)		(100%)
0	2		2	Return of serve winners	1	0		1
2	10		12	Total winners	11	13		24
1	3		4	Forehand winners	8	10		18
1	4		5	Backhand winners	3	3		6
9	11		20	Forced errors	3	4		7
6	7		13	Unforced errors	7	9		16
1/4	2/3		3/7	Net points won	6/8	5/5		11/13
(25%)	(67%)		(43%)		(75%)	(100%)		(85%)
12	23		35	Total points won	26	31		57

	1 Set							2 Set									
CID R (10)	*0	0	*1	1	*1	1	*1	0	*1	1	*2	3	*3	3	*4	4	*4
ANDREOZZI G (2)	1	*2	2	*3	4	*5	6	*1	1	*2	2	*2	3	*4	4	*5	6

Note:
For detailed scorecard information contact venue press centre.

Legend:

COP	Host NOC (Perú)	**DA**	Direct Acceptance	**Def**	Defaulted	**DQB**	Disqualified for unsportsmanlike behaviour
Q	Qualified	**Ret**	Retired	**Susp**	Suspended	**W**	Winner
Wo	Walkover	*	Server			**WC**	WildCard

CLUB LAWN TENNIS
CLUB LAWN TENNIS

MIÉ WED
31 JUL 2019
15:22

TENIS
TENNIS

INDIVIDUAL MASCULINO
MEN'S SINGLES

SEGUNDA RONDA
SECOND ROUND

ESTADÍSTICAS DEL PARTIDO
MATCH STATISTICS

	ROBERTS Justin	BAH	4	2	
W	**HERNANDEZ Jose (8)**	**DOM**	6	6	
	Match duration: 1h12min		40min	32min	

Court: 2

Chair Umpire: HERNANDEZ Carmelo (MEX)

ROBERTS J					HERNANDEZ J (8)			
1Set	2Set	3Set	Total		1Set	2Set	3Set	Total
2	0		2	**Total aces**	1	1		2
5	0		5	**Doubles faults**	0	0		0
26/41	19/25		45/66	**1st serve**	18/25	17/25		35/50
(63%)	(76%)		(68%)		(72%)	(68%)		(70%)
2	0		2	**Aces on 1st serve**	1	1		2
18/26	8/19		26/45	**Points won on 1st serve**	14/18	13/17		27/35
(69%)	(42%)		(58%)		(78%)	(76%)		(77%)
10/15	6/6		16/21	**2nd serve**	7/7	8/8		15/15
(67%)	(100%)		(76%)		(100%)	(100%)		(100%)
0	0		0	**Aces on 2nd serve**	0	0		0
3/15	1/6		4/21	**Points won on 2nd serve**	4/7	3/8		7/15
(20%)	(17%)		(19%)		(57%)	(38%)		(47%)
7/25	9/25		16/50	**Receiving points won**	20/41	16/25		36/66
(28%)	(36%)		(32%)		(49%)	(64%)		(55%)
1/1	1/3		2/4	**Break points conversions**	2/6	3/6		5/12
(100%)	(33%)		(50%)		(33%)	(50%)		(42%)
28	18		46	**Total points won**	38	32		70

Note:
For detailed scorecard information contact venue press centre.

Legend:
COP Host NOC (Perú) **DA** Direct Acceptance **Def** Defaulted **DQB** Disqualified for unsportsmanlike behaviour
Q Qualified **Ret** Retired **Susp** Suspended **W** Winner **WC** WildCard
Wo Walkover * Server

CLUB LAWN TENNIS
CLUB LAWN TENNIS

JUE THU
1 AUG 2019
11:10

TENIS
TENNIS

INDIVIDUAL MASCULINO
MEN'S SINGLES

TERCERA RONDA
THIRD ROUND

ESTADÍSTICAS DEL PARTIDO
MATCH STATISTICS

	TABILO Alejandro (11)	**CHI**	2	6	4
W	**HERNANDEZ Jose (8)**	**DOM**	6	3	6
	Match duration: 1h50min		33min	30min	47min

Court: 2

Chair Umpire: SARACHO Cristabel (MEX)

TABILO A (11)					HERNANDEZ J (8)			
1Set	2Set	3Set	Total		1Set	2Set	3Set	Total
1	0	1	2	**Total aces**	0	0	0	0
2	1	2	5	**Doubles faults**	0	1	2	3
12/21	23/29	37/54	72/104	1st serve	24/33	17/22	21/30	62/85
(57%)	(79%)	(69%)	(69%)		(73%)	(77%)	(70%)	(73%)
1	0	1	2	**Aces on 1st serve**	0	0	0	0
7/12	18/23	20/37	45/72	**Points won on 1st serve**	15/24	11/17	15/21	41/62
(58%)	(78%)	(54%)	(63%)		(63%)	(65%)	(71%)	(66%)
7/9	5/6	15/17	27/32	2nd serve	9/9	4/5	7/9	20/23
(78%)	(83%)	(88%)	(84%)		(100%)	(80%)	(78%)	(87%)
0	0	0	0	**Aces on 2nd serve**	0	0	0	0
4/9	4/6	8/17	16/32	**Points won on 2nd serve**	6/9	4/5	4/9	14/23
(44%)	(67%)	(47%)	(50%)		(67%)	(80%)	(44%)	(61%)
12/33	7/22	11/30	30/85	**Receiving points won**	10/21	7/29	26/54	43/104
(36%)	(32%)	(37%)	(35%)		(48%)	(24%)	(48%)	(41%)
0/2	1/1	1/1	2/4	**Break points conversions**	2/2	0/3	2/9	4/14
(0%)	(100%)	(100%)	(50%)		(100%)	(0%)	(22%)	(29%)
23	29	39	91	**Total points won**	31	22	45	98

Note:
For detailed scorecard information contact venue press centre.

Legend:
COP Host NOC (Perú) **DA** Direct Acceptance **Def** Defaulted **DQB** Disqualified for unsportsmanlike behaviour
Q Qualified **Ret** Retired **Susp** Suspended **W** Winner **WC** WildCard
Wo Walkover * Server



CLUB LAWN TENNIS
CLUB LAWN TENNIS

TENIS
TENNIS

INDIVIDUAL MASCULINO
MEN'S SINGLES



CUADRO
DRAW

Rank	First Round	Seed	NOC	Second Round	Third Round	Quarterfinal	Semifinal	Final
38	**JARRY Nicolás**	(1)	CHI	**JARRY N (1)**				
	Bye				**JARRY N (1)**			
531	ÁLVAREZ Nicolás		PER	ÁLVAREZ N	6-2 7-6(4)			
	PÉREZ Yoan		CUB	6-0 6-0		**JARRY N (1)**		
	Bye			RUBIO A		6-2 7-6(1)		
	RUBIO Alan		MEX		**GONZALEZ A (16)**			
	Bye			**GONZALEZ A (16)**	6-0 6-1			
379	**GONZALEZ Alejandro**	(16)	COL				**MENEZES J (7)**	
316	**ESCOBAR Gonzalo**	(12)	ECU	**ESCOBAR G (12)**			7-5 6-4	
	Bye				CERUNDOLO F			
	PHILLIPS Rowland		JAM	CERUNDOLO F	6-3 6-2			
468	CERUNDOLO Francisco		ARG	6-3 6-1		**MENEZES J (7)**		
	WILLIAMS Seanon		BAR	RONCADELLI F		2-6 6-3 6-4		
	RONCADELLI Franco		URU	6-0 6-0	**MENEZES J (7)**			
	Bye			**MENEZES J (7)**	6-4 6-0			
238	**MENEZES João**	(7)	BRA					**MENEZES J (7)**
134	**BAGNIS Facundo**	(3)	ARG	**BAGNIS F (3)**				4-6 6-2 6-4
	Bye				**BAGNIS F (3)**			
507	SÁNCHEZ Manuel		MEX	GONZALEZ W	6-3 6-3			
	GONZALEZ Wilfredo		GUA	6-4 6-3		**BAGNIS F (3)**		
	TURCIOS Kerry		HON	ZEBALLOS F		6-4 6-1		
	ZEBALLOS Federico		BOL	6-3 4-6 6-1	**REDLICKI M (13)**			
	Bye			**REDLICKI M (13)**	6-2 6-0			
319	**REDLICKI Michael**	(13)	USA				**BAGNIS F (3)**	
311	**TABILO Alejandro**	(11)	CHI	**TABILO A (11)**			6-2 6-3	
	Bye				**TABILO A (11)**			
	MAGINLEY Herbert		ANT	MAGINLEY H	6-1 6-3			
	JOHNSON Kyle		ESA	6-4 6-3		**HERNANDEZ J (8)**		
	ROBERTS Justin		BAH	ROBERTS J		6-2 3-6 6-4		
	GALDOS Sergio		PER	6-7(5) 7-6(6) 6-4	**HERNANDEZ J (8)**			
	Bye			**HERNANDEZ J (8)**	6-4 6-2			
268	**HERNANDEZ Jose**	(8)	DOM					Winner
231	**QUIROZ Roberto**	(6)	ECU	**QUIROZ R (6)**				**MENEZES J (7)**
	Bye				**QUIROZ R (6)**			7-5 3-6 6-4
	MEJIA Nicolas		COL	ESTRELLA V	7-5 6-1			
413	ESTRELLA Victor		DOM	6-4 6-2		**BARRIOS T (9)**		
	ALVARADO Alberto		ESA	ALVARADO A		6-0 6-3		
	GONZALEZ Stefan		GUA	6-1 6-4	**BARRIOS T (9)**			
	Bye			**BARRIOS T (9)**	6-2 6-2			
280	**BARRIOS Tomás**	(9)	CHI				**BARRIOS T (9)**	
352	**VARILLAS Juan Pablo**	(15)	PER	**VARILLAS JP (15)**			4-6 6-2 7-6(6)	
	Bye				**VARILLAS JP (15)**			
	ARIAS Boris		BOL	ARIAS B	6-1 6-1			
	Bye					**VARILLAS JP (15)**		
509	RIFFICE Samuel		USA	RIFFICE S		6-1 6-2		
	LLANES Francisco		URU	6-1 4-6 7-5	**KING D (4)**			
	Bye			**KING D (4)**	6-4 6-3			
	KING Darian	(4)	BAR					**BARRIOS T (9)**
228	**GIRALDO Santiago**	(5)	COL	**GIRALDO S (5)**				7-5 4-6 6-2
	Bye				**GIRALDO S (5)**			
	RIVERA Osmel		CUB	RIVERA O	6-0 6-1			
	OBANDO Alejandro		HON	6-4 6-1		**CID R (10)**		
	LEWIS Haydn Lee		BAR	LEWIS H		6-2 7-5		
	HERNÁNDEZ Juan		MEX	6-3 7-6(5)	**CID R (10)**			
	Bye			**CID R (10)**	6-2 6-3			
299	**CID Roberto**	(10)	DOM				**ANDREOZZI G (2)**	
345	**WILD Thiago**	(14)	BRA	**WILD T (14)**			6-1 6-4	
	Bye				**WILD T (14)**			
405	KING Kevin		USA	KING K	6-4 6-2			
	Bye					**ANDREOZZI G (2)**		
	NEWMAN Baker		BAH	NEWMAN B		6-2 6-2		
	MIRALLES Lluis		ESA	6-2 6-2	**ANDREOZZI G (2)**			
	Bye			**ANDREOZZI G (2)**	6-0 6-1			
109	**ANDREOZZI Guido**	(2)	ARG					**Bronze Medal**
							BAGNIS F (3)	**ANDREOZZI G (2)**
							ANDREOZZI G (2)	6-4 7-5

Gold:	MENEZES João	BRA
Silver:	BARRIOS Tomás	CHI
Bronze:	ANDREOZZI Guido	ARG

Note:
Ranking as of

Legend:
COP Host NOC (Perú) **DA** Direct Acceptance **Def** Defaulted **DQB** Disqualified for unsportsmanlike behaviour **Q** Qualified
Ret Retired **WC** WildCard **Wo** Walkover

Individual Femenino

CLUB LAWN TENNIS
CLUB LAWN TENNIS

TENIS
TENNIS

INDIVIDUAL FEMENINO
WOMEN'S SINGLES

LISTA DE INSCRIPCIONES POR EVENTO As of 28 JUL 2019

ENTRY LIST BY EVENT

Ranking	Name	NOC Code	Qualified Type	Seed
146	CEPEDE-ROYG Veronica	PAR		1
162	MARINO Rebecca	CAN		2
180	ARCONADA Usue	USA		3
245	DOLEHIDE Caroline	USA		4
248	SEGUEL Daniela	CHI		5
281	ZARAZUA Renata	MEX		6
286	PODOROSKA Nadia	ARG		7
331	OSORIO Maria	COL		8
332	ALVES Carolina	BRA		
352	OLMOS Giuliana	MEX		
401	BOSIO Victoria	ARG		
427	HERAZO Maria	COL		
465	STEFANI Luisa	BRA		
519	ZACARIAS Marcela	MEX		
549	GONZALEZ Montserrat	PAR		
554	BRITO Fernanda	CHI		
623	SCHAEFER Dominique	PER		
730	GRAHAM Alexa	USA		
743	VAGRAMOV Alexandra	CAN		
752	PAREDES Charlotte	ECU		
763	BUI Jada Anne	CAN		
829	ARANGO Emiliana	COL		
*	GUZMAN Dana	PER		
*	IAMACHKINE Anastasia	PER		
*	JAMES Akilah	GRN		
*	MORALES Melissa	GUA		
*	PELLA Catalina	ARG		
*	REASCO Mell	ECU		
*	WEEDON Andrea	GUA		
*	WILLIFORD Kelly	DOM		
*	ZEBALLOS Noelia	BOL		

Note:
All changes are available in INFO

Legend:
COP Host NOC (Perú) **DA** Direct Acceptance **Q** Qualified **WC** WildCard
* Without ranking

CLUB LAWN TENNIS
CLUB LAWN TENNIS

TENIS
TENNIS

INDIVIDUAL FEMENINO
WOMEN'S SINGLES

CUADRO
DRAW

Rank	First Round	Seed	NOC	Second Round	Quarterfinal	Semifinal	Final
146	**CEPEDE-ROYG Veronica**	(1)	PAR	**CEPEDE-ROYG V (1)**			
	Bye				**CEPEDE-ROYG V (1)**		
623	SCHAEFER Dominique		PER	SCHAEFER D	6-2 6-2		
	JAMES Akilah		GRN	7-5 7-5		**CEPEDE-ROYG V (1)**	
465	STEFANI Luisa		BRA	STEFANI L		6-4 6-0	
352	OLMOS Giuliana		MEX	6-2 6-7(5) 6-2	BUI J		
763	BUI Jada Anne		CAN	BUI J	6-3 6-2		
331	**OSORIO Maria**	(8)	COL	5-7 7-5 6-4			**PODOROSKA N (7)**
180	**ARCONADA Usue**	(3)	USA	**ARCONADA U (3)**			6-3 6-4
	IAMACHKINE Anastasia		PER	6-1 6-0	**ARCONADA U (3)**		
	ZEBALLOS Noelia		BOL	VAGRAMOV A	7-5 6-2		
743	VAGRAMOV Alexandra		CAN	3-6 6-4 6-3		**PODOROSKA N (7)**	
	REASCO Meli		ECU	REASCO M		6-4 6-4	
	WEEDON Andrea		GUA	6-4 6-4	**PODOROSKA N (7)**		
554	BRITO Fernanda		CHI	**PODOROSKA N (7)**	6-3 6-2		
286	**PODOROSKA Nadia**	(7)	ARG	6-2 7-5			**Winner**
248	**SEGUEL Daniela**	(5)	CHI	**SEGUEL D (5)**			**PODOROSKA N (7)**
	MORALES Melissa		GUA	6-1 6-0	**SEGUEL D (5)**		**2-6 6-3 7-6(4)**
427	HERAZO Maria		COL	HERAZO M	6-2 6-1		
	WILLIFORD Kelly		DOM	6-0 6-3		**DOLEHIDE C (4)**	
519	ZACARIAS Marcela		MEX	ZACARIAS M		7-5 7-6(2)	
	PELLA Catalina		ARG	6-2 6-1	**DOLEHIDE C (4)**		
549	GONZALEZ Montserrat		PAR	**DOLEHIDE C (4)**	6-1 6-7(3) 6-1		
245	**DOLEHIDE Caroline**	(4)	USA	6-4 2-6 6-4			**DOLEHIDE C (4)**
281	**ZARAZUA Renata**	(6)	MEX	**ZARAZUA R (6)**			7-6(5) 6-2
	GUZMAN Dana		PER	6-1 6-1	**ZARAZUA R (6)**		
829	ARANGO Emiliana		COL	GRAHAM A	7-6(6) 6-4		
730	GRAHAM Alexa		USA	6-2 6-2		**ALVES C**	
752	PAREDES Charlotte		ECU	BOSIO V		6-2 6-0	
401	BOSIO Victoria		ARG	7-5 6-3	**ALVES C**		
332	ALVES Carolina		BRA	ALVES C	6-1 6-7(6) 6-4		
162	**MARINO Rebecca**	(2)	CAN	5-7 6-4 6-4			

Gold:	PODOROSKA Nadia ARG
Silver:	DOLEHIDE Caroline USA
Bronze:	CEPEDE-ROYG Veronica PAR

Bronze Medal

CEPEDE-ROYG V (1)	**CEPEDE-ROYG V (1)**
ALVES C	**6-3 6-4**

Note:
Ranking as of

Legend:
COP Host NOC (Perú) **DA** Direct Acceptance **Def** Defaulted **DQB** Disqualified for unsportsmanlike behaviour **Q** Qualified
Ret Retired **WC** WildCard **Wo** Walkover

Dobles Masculino



CLUB LAWN TENNIS
CLUB LAWN TENNIS

TENIS
TENNIS

DOBLES MASCULINO
MEN'S DOUBLES



LISTA DE INSCRIPCIONES POR EVENTO As of 28 JUL 2019

ENTRY LIST BY EVENT

Ranking	Name	NOC Code	Qualified Type	Seed
135 170	ESCOBAR Gonzalo QUIROZ Roberto	ECU		1
124 261	ANDREOZZI Guido BAGNIS Facundo	ARG		2
* 290	GALDOS Sergio VARILLAS Juan Pablo	PER		3
480 254	ARIAS Boris ZEBALLOS Federico	BOL		4
459 481	GONZALEZ Alejandro MEJIA Nicolas	COL		5
479 484	CID Roberto ESTRELLA Victor	DOM		6
521 526	MENEZES João WILD Thiago	BRA		7
478 718	BARRIOS Marcelo TABILO Alejandro	CHI		8
* *	ALVARADO Alberto MIRALLES Lluis	ESA		
680 *	GONZALEZ Wilfredo GONZALEZ Stefan	GUA		
575 *	HERNÁNDEZ Juan RUBIO Alan	MEX		
182 *	KING Darian LEWIS Haydn Lee	BAR		
532 679	KING Kevin REDLICKI Michael	USA		
* *	LLANES Francisco RONCADELLI Franco	URU		
11234 10992	NEWMAN Baker ROBERTS Justin	BAH		
* *	OBANDO Alejandro TURCIOS Keny	HON		
* *	PÉREZ Yoan RIVERA Osmel	CUB		

Note:
All changes are available in INFO

Legend:
COP Host NOC (Perú) **DA** Direct Acceptance **Q** Qualified **WC** WildCard
* Without ranking

CLUB LAWN TENNIS
CLUB LAWN TENNIS

MIÉ WED
31 JUL 2019
19:09

TENIS
TENNIS

DOBLES MASCULINO
MEN'S DOUBLES

SEGUNDA RONDA
SECOND ROUND

ESTADÍSTICAS DEL PARTIDO
MATCH STATISTICS

	LLANES Francisco RONCADELLI Franco	URU	1	5	
W	**CID Roberto** **ESTRELLA Victor**	**(6) DOM**	6	7	
	Match duration: 1h07min		22min	45min	

Court: 1

Chair Umpire: ALMONACID Juan Pablo (CHI)

LLANES /RONCADELLI					CID /ESTRELLA (6)			
1Set	2Set	Match Tie-break	Total		1Set	2Set	Match Tie-break	Total
0	0		0	Total aces	2	0		2
0	2		2	Doubles faults	0	0		0
14/22	20/36		34/58	1st serve	15/17	20/31		35/48
(64%)	(56%)		(59%)		(88%)	(65%)		(73%)
0	0		0	Aces on 1st serve	2	0		2
4/14	14/20		18/34	Points won on 1st serve	8/15	13/20		21/35
(29%)	(70%)		(53%)		(53%)	(65%)		(60%)
8/8	14/16		22/24	2nd serve	2/2	11/11		13/13
(100%)	(88%)		(92%)		(100%)	(100%)		(100%)
0	0		0	Aces on 2nd serve	0	0		0
2/8	6/16		8/24	Points won on 2nd serve	1/2	6/11		7/13
(25%)	(38%)		(33%)		(50%)	(55%)		(54%)
8/17	12/31		20/48	Receiving points won	16/22	16/36		32/58
(47%)	(39%)		(42%)		(73%)	(44%)		(55%)
1/3	2/3		3/6	Break points conversions	4/6	3/4		7/10
(33%)	(67%)		(50%)		(67%)	(75%)		(70%)
14	32		46	Total points won	25	35		60

Note:
For detailed scorecard information contact venue press centre.

Legend:

COP	Host NOC (Perú)	**DA**	Direct Acceptance	**Def**	Defaulted	**DQB**	Disqualified for unsportsmanlike behaviour
Q	Qualified	**Ret**	Retired	**Susp**	Suspended	**W**	Winner
Wo	Walkover	*	Server				**WC** WildCard



CLUB LAWN TENNIS
CLUB LAWN TENNIS

JUE THU
1 AUG 2019
16:08

TENIS
TENNIS

DOBLES MASCULINO
MEN'S DOUBLES

CUARTOS DE FINAL
QUARTERFINAL



ESTADÍSTICAS DEL PARTIDO

MATCH STATISTICS

W	**ARIAS Boris** **ZEBALLOS Federico**	**(4) BOL**	6	6(3)	[10]
	CID Roberto **ESTRELLA Victor**	**(6) DOM**	2	7	[2]
		Match duration: 1h22min	25min	46min	11min

Court: GS

Chair Umpire: BARON Fernando (COL)

ARIAS/ZEBALLOS (4)					CID /ESTRELLA (6)			
1Set	2Set	Match Tie-break	Total		1Set	2Set	Match Tie-break	Total
0	0	0	0	Total aces	0	1	0	1
0	0	0	0	Doubles faults	1	0	0	1
1	0	0	1	Service winners	0	1	0	1
17/21	28/33	6/6	51/60	1st serve	13/23	31/39	4/6	48/68
(81%)	(85%)	(100%)	(85%)		(57%)	(79%)	(67%)	(71%)
0	0	0	0	Aces on 1st serve	0	1	0	1
13/17	21/28	6/6	40/51	Points won on 1st serve	8/13	21/31	2/4	31/48
(76%)	(75%)	(100%)	(78%)		(62%)	(68%)	(50%)	(65%)
4/4	5/5	0/0	9/9	2nd serve	9/10	8/8	2/2	19/20
(100%)	(100%)	(0%)	(100%)		(90%)	(100%)	(100%)	(95%)
0	0	0	0	Aces on 2nd serve	0	0	0	0
3/4	3/5	0/0	6/9	Points won on 2nd serve	5/10	5/8	0/2	10/20
(75%)	(60%)	(0%)	(67%)		(50%)	(63%)	(0%)	(50%)
10/23	13/39	4/6	27/68	Receiving points won	5/21	9/33	0/6	14/60
(43%)	(33%)	(67%)	(40%)		(24%)	(27%)	(0%)	(23%)
2/4	1/2	0/0	3/6	Break points conversions	0/1	1/1	0/0	1/2
(50%)	(50%)	(0%)	(50%)		(0%)	(100%)	(0%)	(50%)
0	0	0	0	Return of serve winners	0	1	0	1
9	11	6	26	Total winners	4	13	1	18
4	6	5	15	Forehand winners	3	6	1	10
4	5	1	10	Backhand winners	1	5	0	6
5	11	1	17	Forced errors	2	11	3	16
8	11	0	19	Unforced errors	15	15	1	31
4/8	12/17	6/7	22/32	Net points won	3/6	10/18	1/4	14/28
(50%)	(71%)	(86%)	(69%)		(50%)	(56%)	(25%)	(50%)
26	37	10	73	Total points won	18	35	2	55

	1 Set								2 Set													3 Set
ARIAS/ZEBALLOS (4)	1	*2	2	*3	3	*4	5	*6	0	*0	0	*1	1	*2	3	*4	4	*5	5	*6	$6_{(3)}$	*1
CID /ESTRELLA (6)	*0	0	*1	1	*2	2	*2	2	*1	2	*3	3	*4	4	*4	4	*5	5	*6	6	7	$0_{(2)}$

Note:
For detailed scorecard information contact venue press centre.

Legend:

COP	Host NOC (Perú)	**DA**	Direct Acceptance	**Def**	Defaulted	**DQB**	Disqualified for unsportsmanlike behaviour
Q	Qualified	**Ret**	Retired	**Susp**	Suspended	**W**	Winner
Wo	Walkover	*	Server			**WC**	WildCard



CLUB LAWN TENNIS
CLUB LAWN TENNIS

TENIS
TENNIS

DOBLES MASCULINO
MEN'S DOUBLES



CUADRO
DRAW

Rank	First Round	Seed	NOC	Second Round	Quarterfinal	Semifinal	Final
170	**QUIROZ Roberto** **ESCOBAR Gonzalo**	(1)	ECU	**ESCOBAR G** **QUIROZ R (1)**			
	Bye				**ESCOBAR G** **QUIROZ R (1)**		
	ALVARADO Alberto MIRALLES Lluis		ESA	KING K REDLICKI M	6-3 6-0		
532	KING Kevin REDLICKI Michael		USA	6-1 6-1		**ESCOBAR G** **QUIROZ R (1)**	
	Bye			PÉREZ Y RIVERA O		6-4 6-4	
	RIVERA Osmel PÉREZ Yoan		CUB		**BARRIOS T** **TABILO A (8)**		
	Bye			**BARRIOS T** **TABILO A (8)**	6-3 6-2		
478	**BARRIOS Tomás** **TABILO Alejandro**	(8)	CHI				**ESCOBAR G** **QUIROZ R (1)**
480	**ARIAS Boris** **ZEBALLOS Federico**	(4)	BOL	**ARIAS B** **ZEBALLOS F (4)**			6-3 6-4
	Bye				**ARIAS B** **ZEBALLOS F (4)**		
575	HERNÁNDEZ Juan RUBIO Alan		MEX	HERNÁNDEZ J RUBIO A	6-1 6-2		
	Bye					**ARIAS B** **ZEBALLOS F (4)**	
	Bye			LLANES F RONCADELLI F		6-2 6-7(3) [10-2]	
	LLANES Francisco RONCADELLI Franco		URU		**CID R** **ESTRELLA V (6)**		
	Bye			**CID R** **ESTRELLA V (6)**	6-1 7-5		
484	**ESTRELLA Victor** **CID Roberto**	(6)	DOM				**Winner** **ESCOBAR G** **QUIROZ R (1)**
521	**MENEZES João** **WILD Thiago**	(7)	BRA	**MENEZES J** **WILD T (7)**			6-4 3-6 [10-8]
	Bye				**MENEZES J** **WILD T (7)**		
680	GONZALEZ Wilfredo GONZALEZ Stefan		GUA	GONZALEZ W GONZALEZ S	6-1 6-4		
	Bye					**GALDOS S.** **VARILLAS JP (3)**	
	Bye			KING D LEWIS H		6-2 6-4	
182	KING Darian LEWIS Haydn Lee		BAR		**GALDOS S.** **VARILLAS JP (3)**		
	Bye			**GALDOS S.** **VARILLAS JP (3)**	6-7(6) 6-3 [10-8]		
290	**VARILLAS Juan Pablo** **GALDOS Sergio**	(3)	PER				**ANDREOZZI G** **BAGNIS F (2)**
481	**MEJIA Nicolas** **GONZALEZ Alejandro**	(5)	COL	**GONZALEZ A** **MEJIA N (5)**			6-1 7-5
	Bye				**GONZALEZ A** **MEJIA N (5)**		
	OBANDO Alejandro TURCIOS Keny		HON	OBANDO A TURCIOS K	6-4 6-2		
	Bye					**ANDREOZZI G** **BAGNIS F (2)**	
	Bye			NEWMAN B ROBERTS J		6-2 6-1	
10992	ROBERTS Justin NEWMAN Baker		BAH		**ANDREOZZI G** **BAGNIS F (2)**		
	Bye			**ANDREOZZI G** **BAGNIS F (2)**	6-2 6-2		
261	**BAGNIS Facundo** **ANDREOZZI Guido**	(2)	ARG				

Gold:	ESCOBAR / QUIROZ	ECU
Silver:	ANDREOZZI/BAGNIS	ARG
Bronze:	GALDOS/VARILLAS	PER

Bronze Medal

ARIAS B **ZEBALLOS F (4)**	**GALDOS S.** **VARILLAS JP (3)**
GALDOS S. **VARILLAS JP (3)**	**6-3 3-6 [12-10]**

Note:
Ranking as of

Legend:
COP Host NOC (Perú) **DA** Direct Acceptance **Def** Defaulted **DQB** Disqualified for unsportsmanlike behaviour **Q** Qualified
Ret Retired **WC** WildCard **Wo** Walkover

Dobles Mixtos



CLUB LAWN TENNIS
CLUB LAWN TENNIS

TENIS
TENNIS

DOBLES MIXTOS
MIXED DOUBLES



LISTA DE INSCRIPCIONES POR EVENTO As of 28 JUL 2019

ENTRY LIST BY EVENT

Ranking	Name	NOC Code	Qualified Type	Seed
73 64	GUARACHI Alexa JARRY Nicolás	CHI		1
102 521	STEFANI Luisa MENEZES João	BRA		2
822 254	ZEBALLOS Noelia ZEBALLOS Federico	BOL		3
814 838	BOSIO Victoria CERUNDOLO Francisco	ARG		
* 680	WEEDON Andrea GONZALEZ Wilfredo	GUA		
* *	GRAHAM Alexa RIFFICE Samuel	USA		
* 226	IAMACHKINE Anastasia GALDOS Sergio	PER		
66 *	OLMOS Giuliana SÁNCHEZ Manuel	MEX		
719 537	OSORIO Maria GIRALDO Santiago	COL		
841 399	WILLIFORD Kelly HERNANDEZ Jose	DOM		

Note:
All changes are available in INFO

Legend:
COP Host NOC (Perú) **DA** Direct Acceptance **Q** Qualified **WC** WildCard
* Without ranking

CLUB LAWN TENNIS
CLUB LAWN TENNIS

JUE THU
1 AUG 2019
15:13

TENIS
TENNIS

DOBLES MIXTOS
MIXED DOUBLES

CUARTOS DE FINAL
QUARTERFINAL

ESTADÍSTICAS DEL PARTIDO
MATCH STATISTICS

	WILLIFORD Kelly HERNANDEZ Jose	DOM	2	5	
W	WEEDON Andrea GONZALEZ Wilfredo	GUA	6	7	
	Match duration: 1h15min		30min	45min	

Court: 3

Chair Umpire: KAYE Janet (USA)

WILLIFORD/HERNAND.					GONZALEZ/WEEDON			
1Set	2Set	Match Tie-break	Total		1Set	2Set	Match Tie-break	Total
0	0		0	Total aces	0	0		0
2	0		2	Doubles faults	0	2		2
16/26	27/34		43/60	1st serve	18/23	25/34		43/57
(62%)	(79%)		(72%)		(78%)	(74%)		(75%)
0	0		0	Aces on 1st serve	0	0		0
7/16	16/27		23/43	Points won on 1st serve	11/18	17/25		28/43
(44%)	(59%)		(53%)		(61%)	(68%)		(65%)
8/10	7/7		15/17	2nd serve	5/5	7/9		12/14
(80%)	(100%)		(88%)		(100%)	(78%)		(86%)
0	0		0	Aces on 2nd serve	0	0		0
5/10	1/7		6/17	Points won on 2nd serve	4/5	4/9		8/14
(50%)	(14%)		(35%)		(80%)	(44%)		(57%)
8/23	13/34		21/57	Receiving points won	14/26	17/34		31/60
(35%)	(38%)		(37%)		(54%)	(50%)		(52%)
1/2	2/5		3/7	Break points conversions	3/5	3/5		6/10
(50%)	(40%)		(43%)		(60%)	(60%)		(60%)
20	30		50	Total points won	29	38		67

Note:
For detailed scorecard information contact venue press centre.

Legend:

COP	Host NOC (Perú)	**DA**	Direct Acceptance	**Def**	Defaulted	**DQB**	Disqualified for unsportsmanlike behaviour
Q	Qualified	**Ret**	Retired	**Susp**	Suspended	**W**	Winner
Wo	Walkover	*	Server			**WC**	WildCard

CLUB LAWN TENNIS
CLUB LAWN TENNIS

TENIS
TENNIS

DOBLES MIXTOS
MIXED DOUBLES

LIMA 2019

CUADRO
DRAW

Rank	First Round	Seed	NOC	Quarterfinal	Semifinal	Final
73	**GUARACHI Alexa** **JARRY Nicolás**	(1)	CHI	**GUARACHI A** **JARRY N (1)**		
	Bye				**GUARACHI A** **JARRY N (1)**	
	GRAHAM Alexa RIFFICE Samuel		USA	OSORIO M GIRALDO S	6-2 6-3	
719	OSORIO Maria GIRALDO Santiago		COL	6-3 3-6 [10-3]		**GUARACHI A** **JARRY N (1)**
841	WILLIFORD Kelly HERNANDEZ Jose		DOM	WILLIFORD K HERNANDEZ J		6-1 6-2
	Bye				WEEDON A GONZALEZ W	
680	GONZALEZ Wilfredo WEEDON Andrea		GUA	WEEDON A GONZALEZ W	6-2 7-5	
	Bye					**Winner** **GUARACHI A** **JARRY N (1)**
	Bye			OLMOS G SÁNCHEZ M		**6-1 6-3**
66	OLMOS Giuliana SÁNCHEZ Manuel		MEX		**ZEBALLOS N** **ZEBALLOS F (3)**	
	Bye			**ZEBALLOS N** **ZEBALLOS F (3)**	6-2 2-6 [10-5]	
822	**ZEBALLOS Noelia** **ZEBALLOS Federico**	(3)	BOL			**ZEBALLOS N** **ZEBALLOS F (3)**
814	BOSIO Victoria CERUNDOLO Francisco		ARG	IAMACHKINE A GALDOS S.		1-6 6-4 [10-2]
	IAMACHKINE Anastasia GALDOS Sergio		PER	6-3 6-1	IAMACHKINE A GALDOS S.	
	Bye				7-5 6-4	
				STEFANI L **MENEZES J (2)**		
102	**STEFANI Luisa** **MENEZES João**	(2)	BRA			

Gold:	GUARACHI/JARRY	CHI
Silver:	ZEBALLOS/ZEBALLOS	BOL
Bronze:	IAMACHKINE/GALDOS	PER

Bronze Medal

WEEDON A GONZALEZ W	IAMACHKINE A GALDOS S.
IAMACHKINE A GALDOS S.	**7-5 6-1**

Note:
Ranking as of

Legend:
COP Host NOC (Perú) **DA** Direct Acceptance **Def** Defaulted **DQB** Disqualified for unsportsmanlike behaviour **Q** Qualified
Ret Retired **WC** WildCard **Wo** Walkover



TENIS DE MESA

Delegación de Tenis de Mesa

Nombre	Función
Eva Michelle Brito	Atleta
Yasiris Franchesca Ortiz Mejía	Atleta
Esmerlyn Castro	Atleta
Emil Jesús Santos Mena	Atleta
Samuel Starling Gálvez Peguero	Atleta
Jiaji Wu Zhang	Atleta
Gary Starling Hernández Peguero	Delegado
Juan Evangelista Santos Ramos	Entrenador
Raúl Betancourt Marcos	Entrenador

Individual Masculino

POLIDEPORTIVO 3 (VIDENA)
SPORTS CENTER 3 (VIDENA)

TENIS DE MESA
TABLE TENNIS

INDIVIDUAL MASCULINO
MEN'S SINGLES

LISTA DE INSCRIPCIONES POR EVENTO As of 3 AUG 2019

ENTRY LIST BY EVENT

NOC	Name	Date of Birth
ARG - Argentina	ALTO Gaston	6 JUL 1985
	CIFUENTES Horacio	16 MAR 1998
BRA - Brazil	CALDERANO Hugo	22 JUN 1996
	TSUBOI Gustavo	31 MAY 1985
CAN - Canada	HAZIN Jeremy	27 FEB 2000
	WANG Eugene	13 NOV 1985
CHI - Chile	GOMEZ Gustavo	28 FEB 1994
	LAMADRID Juan	19 DEC 1996
COL - Colombia	RAMOS Julian	12 OCT 1988
CUB - Cuba	CAMPOS Jorge	19 SEP 1991
	PEREIRA Andy	31 AUG 1989
DOM - Dominican Republic	SANTOS Emil	16 APR 1990
	WU Jiaji	16 JAN 1995
ECU - Ecuador	MIÑO Alberto	21 AUG 1990
	TAPIA Rodrigo	29 JUL 1994
GUA - Guatemala	GATICA Hector	3 OCT 1984
	MOSCOSO Heber	31 AUG 1987
HON - Honduras	YOU Jose	27 FEB 1992
MEX - Mexico	MADRID Marcos	6 SEP 1986
	VILLA Ricardo	4 SEP 1998
PAR - Paraguay	AGUIRRE Marcelo	21 JAN 1993
	TORANZOS Alejandro	18 SEP 1996
PER - Peru	BLAS Bryan	23 MAY 1989
	HIDALGO Rodrigo	2 SEP 2000
PUR - Puerto Rico	AFANADOR Brian	6 MAR 1997
PUR - Puerto Rico	GONZALEZ Daniel	18 JUL 1993
USA - United States of America	JHA Kanak	19 JUN 2000
	KUMAR Nikhil	1 JAN 2003
VEN - Venezuela	CORREA Cecilio	28 FEB 1990
	NAVAS Marco	23 APR 1986



POLIDEPORTIVO 3 (VIDENA)
SPORTS CENTER 3 (VIDENA)

LUN MON
5 AUG 2019
13:15

TENIS DE MESA
TABLE TENNIS

INDIVIDUAL MASCULINO
MEN'S SINGLES

1/16 FINAL
1/16 FINAL

RESULTADO DEL PARTIDO
MATCH RESULTS

KUMAR Nikhil (USA) 4-2 SANTOS Emil (DOM)

Game Summary		Match	Game 1	Game 2	Game 3	Game 4	Game 5	Game 6	Game 7
KUMAR Nikhil	**USA**	**4**	11	10	11	3	14	11	
SANTOS Emil	DOM	**2**	5	12	2	11	12	4	
Duration		**44min**	4min	7min	3min	4min	12min	4min	

Match No.: MS2 Table: 3

Umpires: VILLALTA David (ESA) BROWN Daniel (PAN)



POLIDEPORTIVO 3 (VIDENA)
SPORTS CENTER 3 (VIDENA)

LUN MON
5 AUG 2019
17:30

TENIS DE MESA
TABLE TENNIS

INDIVIDUAL MASCULINO
MEN'S SINGLES

1/16 FINAL
1/16 FINAL

RESULTADO DEL PARTIDO
MATCH RESULTS

WU Jiaji (DOM) 4-2 CAMPOS Jorge (CUB)

Game Summary		Match	Game 1	Game 2	Game 3	Game 4	Game 5	Game 6	Game 7
WU Jiaji	**DOM**	**4**	11	4	11	9	11	11	
CAMPOS Jorge	CUB	**2**	4	11	7	11	5	8	
Duration		**35min**	3min	3min	5min	5min	4min	6min	

Match No.: MS14 Table: 4

Umpires: COYDAN Guillermo (CHI) PADILLA Pedro Mario (PER)



POLIDEPORTIVO 3 (VIDENA)
SPORTS CENTER 3 (VIDENA)

MAR TUE
6 AUG 2019
12:30

TENIS DE MESA
TABLE TENNIS

INDIVIDUAL MASCULINO
MEN'S SINGLES

1/8 FINAL
1/8 FINAL

RESULTADO DEL PARTIDO
MATCH RESULTS

WU Jiaji (DOM) 4-2 TSUBOI Gustavo (BRA)

Game Summary		Match	Game 1	Game 2	Game 3	Game 4	Game 5	Game 6	Game 7
WU Jiaji	**DOM**	**4**	11	5	11	9	11	11	
TSUBOI Gustavo	BRA	**2**	5	11	7	11	9	9	
Duration		**51min**	5min	4min	6min	9min	8min	7min	

Match No.: MS22 Table: 4

Umpires: COYDAN Guillermo (CHI) RIVERO Ernesto (VEN)

POLIDEPORTIVO 3 (VIDENA)
SPORTS CENTER 3 (VIDENA)

MAR TUE
6 AUG 2019
18:00

TENIS DE MESA
TABLE TENNIS

INDIVIDUAL MASCULINO
MEN'S SINGLES

CUARTOS DE FINAL
QUARTERFINALS

RESULTADO DEL PARTIDO
MATCH RESULTS

WU Jiaji (DOM) 4-1 AFANADOR Brian (PUR)

Game Summary		Match	Game 1	Game 2	Game 3	Game 4	Game 5	Game 6	Game 7
WU Jiaji	**DOM**	**4**	12	10	11	11	11		
AFANADOR Brian	PUR	**1**	10	12	4	7	4		
Duration		**34min**	7min	7min	5min	5min	5min		

Match No.: MS26 Table: 1
Umpires: COYDAN Guillermo (CHI) RIVERO Ernesto (VEN)

POLIDEPORTIVO 3 (VIDENA)
SPORTS CENTER 3 (VIDENA)

MIÉ WED
7 AUG 2019
12:00

TENIS DE MESA
TABLE TENNIS

INDIVIDUAL MASCULINO
MEN'S SINGLES

SEMIFINAL
SEMIFINALS

RESULTADO DEL PARTIDO
MATCH RESULTS

WU Jiaji (DOM) 4-2 JHA Kanak (USA)

Game Summary		Match	Game 1	Game 2	Game 3	Game 4	Game 5	Game 6	Game 7
WU Jiaji	**DOM**	**4**	9	11	11	8	11	11	
JHA Kanak	USA	**2**	11	5	4	11	7	2	
Duration		**49min**	7min	6min	5min	6min	7min	5min	

Match No.: MS28 Table: 1
Umpires: MATO Pedro (PUR) SANTOME Diana (PER)

POLIDEPORTIVO 3 (VIDENA)
SPORTS CENTER 3 (VIDENA)

MIÉ WED
7 AUG 2019
19:15

TENIS DE MESA
TABLE TENNIS

INDIVIDUAL MASCULINO
MEN'S SINGLES

FINAL
FINAL

RESULTADO DEL PARTIDO
MATCH RESULTS

CALDERANO Hugo (BRA) 4-3 WU Jiaji (DOM)

Game Summary		Match	Game 1	Game 2	Game 3	Game 4	Game 5	Game 6	Game 7
CALDERANO Hugo	**BRA**	**4**	11	6	8	11	8	11	11
WU Jiaji	DOM	**3**	8	11	11	7	11	8	2
Duration		**57min**	5min	5min	7min	6min	7min	7min	5min

Match No.: MS29 Table: 1
Umpires: RIVERO Ernesto (VEN) GALLEGO David (COL)



POLIDEPORTIVO 3 (VIDENA)
SPORTS CENTER 3 (VIDENA)

TENIS DE MESA
TABLE TENNIS

INDIVIDUAL MASCULINO
MEN'S SINGLES



RESULTADOS
RESULTS

1/16 Final	NOC Code	1/8 Final	NOC Code		
CALDERANO Hugo	BRA				
		CALDERANO H.	BRA		
Bye					
				CALDERANO H.	BRA
				4-1 (11:6 11:7 7:11 11:9 11:1)	
HIDALGO Rodrigo	PER				
		LAMADRID J.	CHI		
		4-0 (11:5 11:9 11:7 11:9)			
LAMADRID Juan	CHI				
SANTOS Emil	DOM				
		KUMAR N.	USA		
		4-2 (11:5 10:12 11:2 3:11 14:12 11:4)			
KUMAR Nikhil	USA				
				MADRID M.	MEX
				4-2 (7:11 11:4 11:6 11:9 10:12 12:10)	
CORREA Cecilio	VEN				
		MADRID M.	MEX		
		4-1 (11:6 11:9 11:3 6:11 11:8)			
MADRID Marcos	MEX				
CIFUENTES Horacio	ARG				
		CIFUENTES H.	ARG		
		4-2 (10:12 11:5 6:11 11:6 11:7 11:3)			
TAPIA Rodrigo	ECU				
				WANG E.	CAN
				4-1 (9:11 11:9 11:4 12:10 14:12)	
WANG Eugene	CAN				
		WANG E.	CAN		
		4-3 (10:12 12:10 5:11 7:11 12:10 14:12 11:9)			
PEREIRA Andy	CUB				
GONZALEZ Daniel	PUR				
		GONZALEZ D.	PUR		
		4-1 (11:7 11:2 7:11 11:6 11:5)			
RAMOS Julian	COL				
				AGUIRRE M.	PAR
				4-0 (11:6 11:9 11:7 11:2)	
MOSCOSO Heber	GUA				
		AGUIRRE M.	PAR		
		4-0 (11:4 11:7 11:4 11:2)			
AGUIRRE Marcelo	PAR				



POLIDEPORTIVO 3 (VIDENA)
SPORTS CENTER 3 (VIDENA)

TENIS DE MESA
TABLE TENNIS

INDIVIDUAL MASCULINO
MEN'S SINGLES



RESULTADOS
RESULTS

1/16 Final	NOC Code	1/8 Final	NOC Code		NOC Code	
JHA Kanak	USA					
		JHA K.	USA			
		4-0 (11:6 11:3 11:6 11:9)				
YOU Jose	HON			JHA K.	USA	
				4-1 (13:15 11:4 11:7 11:7 11:9)		
BLAS Bryan	PER					
		ALTO G.	ARG			
		4-0 (11:3 11:4 11:2 11:8)				
ALTO Gaston	ARG					
HAZIN Jeremy	CAN					
		HAZIN J.	CAN			
		4-0 (11:9 11:6 11:8 14:12)				
GATICA Hector	GUA			MIÑO Alberto	ECU	
				4-1 (6:11 11:4 11:5 11:3 11:7)		
NAVAS Marco	VEN					
		MIÑO Alberto	ECU			
		4-0 (11:8 11:3 11:8 11:8)				
MIÑO Alberto	ECU					
AFANADOR Brian	PUR					
		AFANADOR B.	PUR			
		4-2 (11:8 7:11 8:11 11:7 11:9 11:8)				
TORANZOS Alejandro	PAR			AFANADOR B.	PUR	
				4-3 (8:11 11:4 5:11 11:3 5:11 11:5 11:8)		
VILLA Ricardo	MEX					
		GOMEZ G.	CHI			
		4-1 (8:11 14:12 11:5 13:11 12:10)				
GOMEZ Gustavo	CHI					
CAMPOS Jorge	CUB					
		WU J.	DOM			
		4-2 (11:4 4:11 11:7 9:11 11:5 11:8)				
WU Jiaji	DOM			WU J.	DOM	
				4-2 (11:5 5:11 11:7 9:11 11:9 11:9)		
Bye						
		TSUBOI G.	BRA			
TSUBOI Gustavo	BRA					

POLIDEPORTIVO 3 (VIDENA)
SPORTS CENTER 3 (VIDENA)

TENIS DE MESA
TABLE TENNIS

INDIVIDUAL MASCULINO
MEN'S SINGLES

RESULTADOS
RESULTS

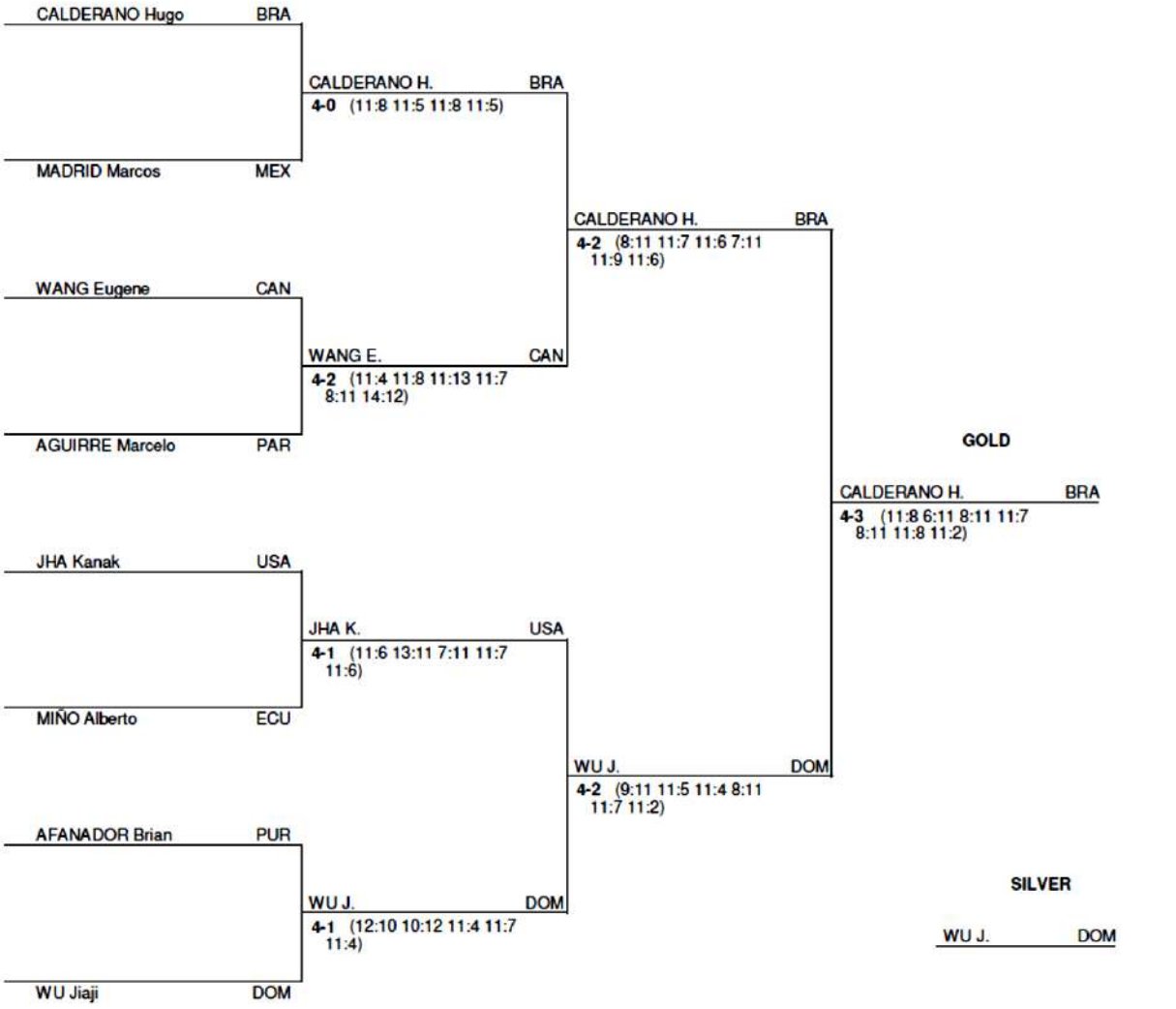

MEDALLISTAS
MEDALLISTS

Medal	Name	NOC
GOLD	CALDERANO Hugo	BRA - Brazil
SILVER	WU Jiaji	DOM - Dominican Republic
BRONZE	JHA Kanak	USA - United States of America
BRONZE	WANG Eugene	CAN - Canada

Individual Femenino

POLIDEPORTIVO 3 (VIDENA)
SPORTS CENTER 3 (VIDENA)

TENIS DE MESA
TABLE TENNIS

INDIVIDUAL FEMENINO
WOMEN'S SINGLES

LISTA DE INSCRIPCIONES POR EVENTO As of 3 AUG 2019

ENTRY LIST BY EVENT

NOC	Name	Date of Birth
ARG - Argentina	ARGÜELLES Camila	22 JAN 1990
	CODINA Ana	24 JAN 1991
BRA - Brazil	TAKAHASHI Bruna	19 JUL 2000
	YAMADA Jessica	13 OCT 1989
CAN - Canada	CÔTÉ Alicia	14 DEC 1999
	ZHANG Mo	17 JAN 1989
CHI - Chile	ORTEGA Daniela	25 AUG 1998
	VEGA Paulina	13 MAR 1984
COL - Colombia	MEDINA Paula	12 APR 1989
	PERDOMO Maria	2 SEP 1995
CUB - Cuba	FONSECA Daniela	24 JUL 2002
	LOVET Idalys	30 OCT 1997
DOM - Dominican Republic	BRITO Eva	14 SEP 1995
	ORTIZ Yasiris	24 APR 1997
ECU - Ecuador	PAREDES Nathaly	9 FEB 2001
	PLAZA Mylena	26 APR 2002
GUA - Guatemala	ENRIQUEZ Mabelyn	16 MAY 1995
	ZAPATA Hidalynn	22 OCT 2001
GUY - Guyana	EDGHILL Chelsea	6 JUL 1997
MEX - Mexico	BARCENAS Clio	17 JUN 2002
	SILVA Yadira	24 DEC 1985
PAR - Paraguay	GOMEZ Leyla	17 JAN 2001
PER - Peru	MORI Angela	22 DEC 1993
	VARGAS Francesca	4 SEP 1996
PUR - Puerto Rico	DIAZ Adriana	31 OCT 2000
PUR - Puerto Rico	DIAZ Melanie	7 MAY 1996
TTO - Trinidad and Tobago	CHUNG Rheann	27 MAR 1985
USA - United States of America	WU Yue	4 JAN 1990
	ZHANG Lily	16 JUN 1996
VEN - Venezuela	NIÑO Neridee	13 AUG 1998

POLIDEPORTIVO 3 (VIDENA)
SPORTS CENTER 3 (VIDENA)

LUN MON
5 AUG 2019
11:00

TENIS DE MESA
TABLE TENNIS

INDIVIDUAL FEMENINO
WOMEN'S SINGLES

1/16 FINAL
1/16 FINAL

RESULTADO DEL PARTIDO
MATCH RESULTS

BRITO Eva (DOM) 4-1 CHUNG Rheann (TTO)

Game Summary		Match	Game 1	Game 2	Game 3	Game 4	Game 5	Game 6	Game 7
BRITO Eva	**DOM**	**4**	4	11	11	11	11		
CHUNG Rheann	TTO	**1**	11	6	9	8	5		
Duration		**32min**	3min	4min	6min	4min	5min		

Match No.: WS2 Table: 2
Umpires: FERREIRA Maria (BRA) BARRIENTOS Boggdan (GUA)

POLIDEPORTIVO 3 (VIDENA)
SPORTS CENTER 3 (VIDENA)

MAR TUE
6 AUG 2019
10:00

TENIS DE MESA
TABLE TENNIS

INDIVIDUAL FEMENINO
WOMEN'S SINGLES

1/8 FINAL
1/8 FINAL

RESULTADO DEL PARTIDO
MATCH RESULTS

DIAZ Melanie (PUR) 4-0 BRITO Eva (DOM)

Game Summary		Match	Game 1	Game 2	Game 3	Game 4	Game 5	Game 6	Game 7
DIAZ Melanie	**PUR**	**4**	11	11	11	11			
BRITO Eva	DOM	**0**	7	6	7	6			
Duration		**26min**	4min	3min	6min	5min			

Match No.: WS16 Table: 2
Umpires: BANKO Stephen (USA) ANS Erica (CAN)

POLIDEPORTIVO 3 (VIDENA)
SPORTS CENTER 3 (VIDENA)

LUN MON
5 AUG 2019
12:30

TENIS DE MESA
TABLE TENNIS

INDIVIDUAL FEMENINO
WOMEN'S SINGLES

1/16 FINAL
1/16 FINAL

RESULTADO DEL PARTIDO
MATCH RESULTS

ORTIZ Yasiris (DOM) 4-3 ORTEGA Daniela (CHI)

Game Summary		Match	Game 1	Game 2	Game 3	Game 4	Game 5	Game 6	Game 7
ORTIZ Yasiris	**DOM**	**4**	12	11	9	9	11	5	14
ORTEGA Daniela	CHI	**3**	10	4	11	11	7	11	12
Duration		**50min**	5min	4min	5min	7min	4min	4min	10min

Match No.: WS10 Table: 2
Umpires: TICACALA Victor Hugo (ARG) CHUNGA Jorge Miguel (PER)

POLIDEPORTIVO 3 (VIDENA)
SPORTS CENTER 3 (VIDENA)

MAR TUE
6 AUG 2019
10:50

TENIS DE MESA
TABLE TENNIS

INDIVIDUAL FEMENINO
WOMEN'S SINGLES

1/8 FINAL
1/8 FINAL

RESULTADO DEL PARTIDO
MATCH RESULTS

TAKAHASHI Bruna (BRA) 4-0 ORTIZ Yasiris (DOM)

Game Summary		Match	Game 1	Game 2	Game 3	Game 4	Game 5	Game 6	Game 7
TAKAHASHI Bruna	**BRA**	**4**	11	11	11	11			
ORTIZ Yasiris	DOM	**0**	6	6	1	7			
Duration		**21min**	3min	3min	3min	4min			

Match No.: WS20 Table: 2
Umpires: BANKO Stephen (USA) ANS Erica (CAN)



POLIDEPORTIVO 3 (VIDENA)
SPORTS CENTER 3 (VIDENA)

TENIS DE MESA
TABLE TENNIS

INDIVIDUAL FEMENINO
WOMEN'S SINGLES



RESULTADOS
RESULTS

1/16 Final	NOC Code	1/8 Final	NOC Code		
ZHANG Mo	CAN				
		ZHANG M.	CAN		
Bye					
				SILVA Y.	MEX
				4-1 (10:12 11:8 11:9 11:8 11:8)	
MORI Angela	PER				
		SILVA Y.	MEX		
		4-1 (11:4 12:10 11:1 9:11 11:6)			
SILVA Yadira	MEX				
BRITO Eva	DOM				
		BRITO E.	DOM		
		4-1 (4:11 11:6 11:9 11:8 11:5)			
CHUNG Rheann	TTO				
				DIAZ M.	PUR
				4-0 (11:7 11:6 11:7 11:6)	
GOMEZ Leyla	PAR				
		DIAZ M.	PUR		
		4-2 (13:11 11:5 9:11 11:8 5:11 11:3)			
DIAZ Melanie	PUR				
VEGA Paulina	CHI				
		VEGA P.	CHI		
		4-2 (11:7 11:1 3:11 11:9 9:11 11:7)			
PERDOMO Maria	COL				
				VEGA P.	CHI
				4-3 (11:9 11:7 10:12 8:11 9:11 11:4 11:5)	
ZAPATA Hidalynn	GUA				
		ZAPATA H.	GUA		
		4-3 (9:11 13:11 11:4 6:11 13:15 14:12 11:9)			
CODINA Ana	ARG				
YAMADA Jessica	BRA				
		YAMADA J.	BRA		
		4-2 (11:9 11:6 6:11 9:11 11:8 11:7)			
FONSECA Daniela	CUB				
				WU Y.	USA
				4-3 (11:5 11:5 11:6 3:11 13:15 7:11 11:8)	
PLAZA Mylena	ECU				
		WU Y.	USA		
		4-0 (11:7 11:6 11:9 11:9)			
WU Yue	USA				



POLIDEPORTIVO 3 (VIDENA)
SPORTS CENTER 3 (VIDENA)

TENIS DE MESA
TABLE TENNIS

INDIVIDUAL FEMENINO
WOMEN'S SINGLES



RESULTADOS
RESULTS

1/16 Final	NOC Code	1/8 Final	NOC Code		
ZHANG Lily	USA				
		ZHANG L.	USA		
		4-0 (11:1 11:4 11:2 11:6)			
VARGAS Francesca	PER				
				ZHANG L.	USA
				4-0 (11:8 11:4 11:4 11:1)	
LOVET Idalys	CUB				
		LOVET I.	CUB		
		4-3 (11:6 11:8 9:11 11:8 8:11 7:11 11:8)			
ENRIQUEZ Mabelyn	GUA				
ORTEGA Daniela	CHI				
		ORTIZ Y.	DOM		
		4-3 (12:10 11:4 9:11 9:11 11:7 5:11 14:12)			
ORTIZ Yasiris	DOM				
				TAKAHASHI B.	BRA
				4-0 (11:6 11:6 11:1 11:7)	
PAREDES Nathaly	ECU				
		TAKAHASHI B.	BRA		
		4-1 (11:6 11:6 15:17 11:5 11:4)			
TAKAHASHI Bruna	BRA				
MEDINA Paula	COL				
		MEDINA P.	COL		
		4-0 (11:8 13:11 11:9 13:11)			
EDGHILL Chelsea	GUY				
				MEDINA P.	COL
				4-0 (11:9 11:7 11:9 11:6)	
BARCENAS Clio	MEX				
		ARGÜELLES C.	ARG		
		4-0 (11:9 11:7 13:11 14:12)			
ARGÜELLES Camila	ARG				
CÔTÉ Alicia	CAN				
		NIÑO N.	VEN		
		4-2 (16:14 9:11 7:11 14:12 11:3 11:9)			
NIÑO Neridee	VEN				
				DIAZ A.	PUR
				4-0 (11:6 11:8 11:7 11:9)	
Bye					
		DIAZ A.	PUR		
DIAZ Adriana	PUR				

POLIDEPORTIVO 3 (VIDENA)
SPORTS CENTER 3 (VIDENA)

TENIS DE MESA
TABLE TENNIS

INDIVIDUAL FEMENINO
WOMEN'S SINGLES

RESULTADOS
RESULTS

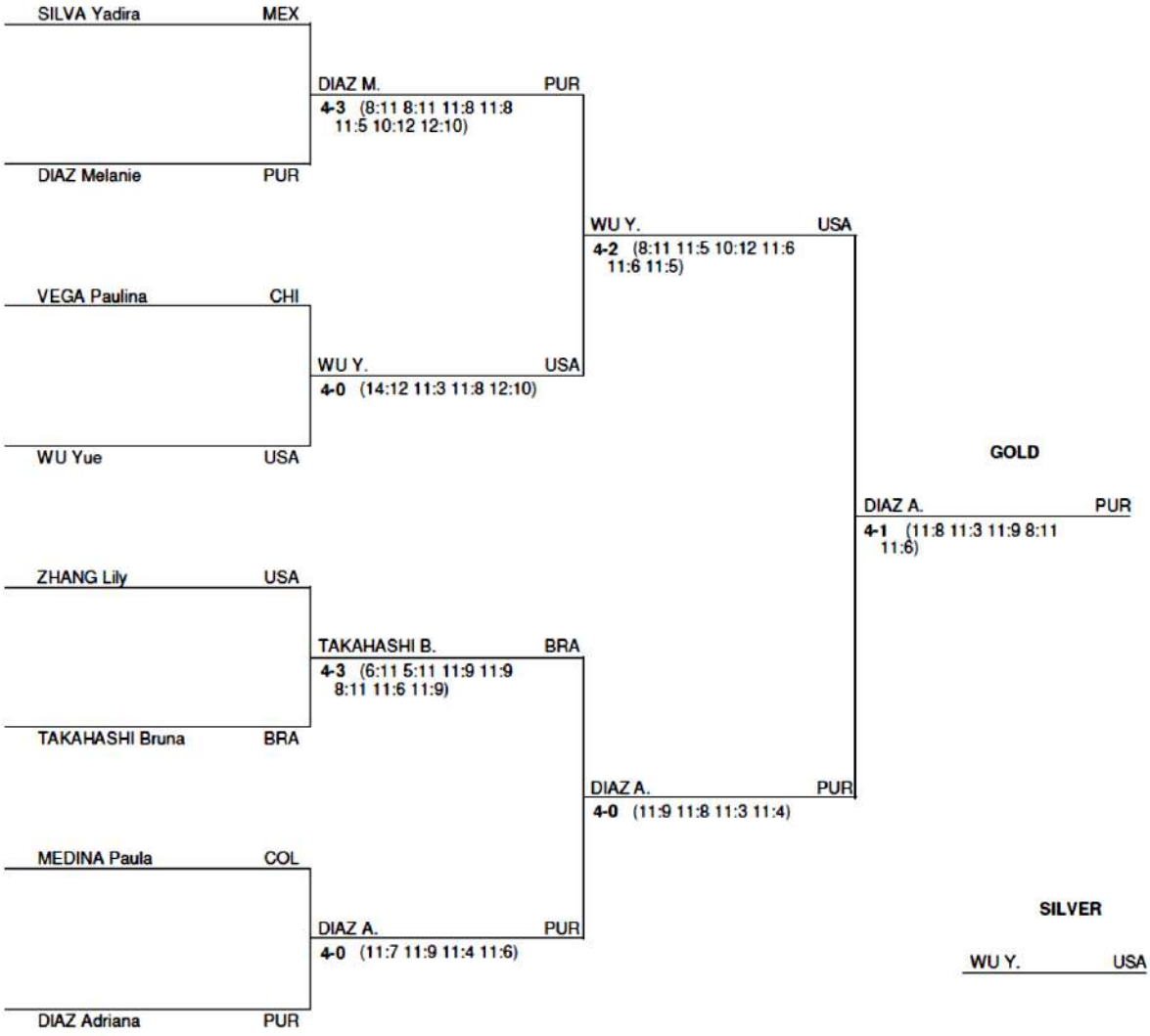

Doble Masculino

POLIDEPORTIVO 3 (VIDENA)
SPORTS CENTER 3 (VIDENA)

TENIS DE MESA
TABLE TENNIS

DOBLES MASCULINO
MEN'S DOUBLES

LISTA DE INSCRIPCIONES POR EVENTO As of 3 AUG 2019
ENTRY LIST BY EVENT

NOC	Name	Date of Birth
ARG - Argentina	ALTO Gaston	6 JUL 1985
	CIFUENTES Horacio	16 MAR 1998
BRA - Brazil	CALDERANO Hugo	22 JUN 1996
	TSUBOI Gustavo	31 MAY 1985
CAN - Canada	HAZIN Jeremy	27 FEB 2000
	WANG Eugene	13 NOV 1985
CHI - Chile	GOMEZ Gustavo	28 FEB 1994
	LAMADRID Juan	19 DEC 1996
CUB - Cuba	CAMPOS Jorge	19 SEP 1991
	PEREIRA Andy	31 AUG 1989
DOM - Dominican Republic	SANTOS Emil	16 APR 1990
	WU Jiaji	16 JAN 1995
ECU - Ecuador	MIÑO Alberto	21 AUG 1990
	RIOFRIO Emiliano	2 JUL 1998
GUA - Guatemala	GATICA Hector	3 OCT 1984
	MOSCOSO Heber	31 AUG 1987
MEX - Mexico	MADRID Marcos	6 SEP 1986
	VILLA Ricardo	4 SEP 1998
PAR - Paraguay	AGUIRRE Marcelo	21 JAN 1993
	TORANZOS Alejandro	18 SEP 1996
PER - Peru	BLAS Bryan	23 MAY 1989
	CHAVEZ Johan	10 JUN 1995
PUR - Puerto Rico	AFANADOR Brian	6 MAR 1997
	GONZALEZ Daniel	18 JUL 1993
USA - United States of America	KUMAR Nikhil	1 JAN 2003
	TIO Nicholas	29 SEP 2000
VEN - Venezuela	CORREA Cecilio	28 FEB 1990
	NAVAS Marco	23 APR 1986



POLIDEPORTIVO 3 (VIDENA)
SPORTS CENTER 3 (VIDENA)

DOM SUN
4 AUG 2019
17:00

TENIS DE MESA
TABLE TENNIS

DOBLES MASCULINO
MEN'S DOUBLES

1/8 FINAL
1/8 FINAL

RESULTADO DEL PARTIDO
MATCH RESULTS

SANTOS Emil (DOM) / **WU Jiaji** **4-1** GOMEZ Gustavo (CHI) / LAMADRID Juan

Game Summary		Match	Game 1	Game 2	Game 3	Game 4	Game 5	Game 6	Game 7
SANTOS E./WU J.	**DOM**	**4**	11	11	11	8	11		
GOMEZ G./LAMADRID J.	CHI	**1**	8	8	4	11	2		
Duration		**17h 33min**	5min	5min	4min	5min	3min		

Match No.: MD5 Table: 2
Umpires: CHUNGA Jorge Miguel (PER) VIDAL Cristian Julian (PER)



POLIDEPORTIVO 3 (VIDENA)
SPORTS CENTER 3 (VIDENA)

DOM SUN
4 AUG 2019
20:00

TENIS DE MESA
TABLE TENNIS

DOBLES MASCULINO
MEN'S DOUBLES

CUARTOS DE FINAL
QUARTERFINALS

RESULTADO DEL PARTIDO
MATCH RESULTS

SANTOS Emil (DOM) / **WU Jiaji** **4-3** HAZIN Jeremy (CAN) / WANG Eugene

Game Summary		Match	Game 1	Game 2	Game 3	Game 4	Game 5	Game 6	Game 7
SANTOS E./WU J.	**DOM**	**4**	12	2	11	11	11	8	11
HAZIN J./WANG Z.	CAN	**3**	14	11	5	4	6	11	8
Duration		**48min**	7min	2min	4min	3min	4min	5min	7min

Match No.: MD9 Table: 3
Umpires: CORNELIO Josue Enmanuel (PER) MATO Pedro (PUR)



POLIDEPORTIVO 3 (VIDENA)
SPORTS CENTER 3 (VIDENA)

LUN MON
5 AUG 2019
19:00

TENIS DE MESA
TABLE TENNIS

DOBLES MASCULINO
MEN'S DOUBLES

SEMIFINAL
SEMIFINALS

RESULTADO DEL PARTIDO
MATCH RESULTS

ALTO Gaston (ARG) / **CIFUENTES Horacio** **4-3** SANTOS Emil (DOM) / WU Jiaji

Game Summary		Match	Game 1	Game 2	Game 3	Game 4	Game 5	Game 6	Game 7
ALTO G./CIFUENTES H.	**ARG**	**4**	11	11	7	11	5	12	11
SANTOS E./WU J.	DOM	**3**	9	13	11	5	11	10	5
Duration		**1h 00min**	6min	8min	5min	4min	6min	8min	6min

Match No.: MD12 Table: 2
Umpires: MATO Pedro (PUR) LARICO Joel Moises (PER)



POLIDEPORTIVO 3 (VIDENA)
SPORTS CENTER 3 (VIDENA)

TENIS DE MESA
TABLE TENNIS

DOBLES MASCULINO
MEN'S DOUBLES





RESULTADOS
RESULTS

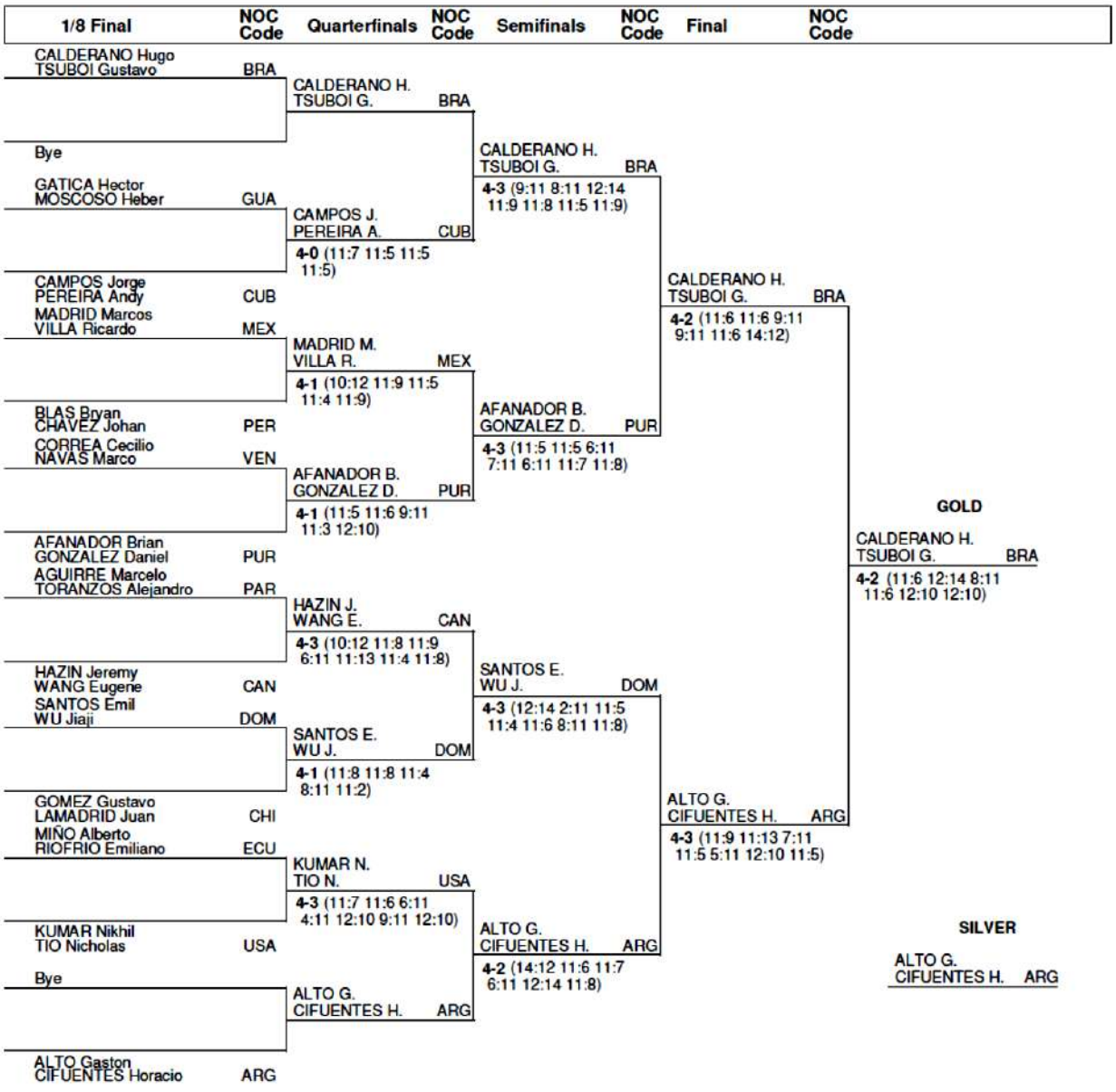

MEDALLISTAS
MEDALLISTS

Medal	Name	NOC
GOLD	CALDERANO Hugo TSUBOI Gustavo	BRA - Brazil
SILVER	ALTO Gaston CIFUENTES Horacio	ARG - Argentina
BRONZE	AFANADOR Brian GONZALEZ Daniel	PUR - Puerto Rico
BRONZE	SANTOS Emil WU Jiaji	DOM - Dominican Republic

Doble Femenino

POLIDEPORTIVO 3 (VIDENA)
SPORTS CENTER 3 (VIDENA)

TENIS DE MESA
TABLE TENNIS

DOBLES FEMENINO
WOMEN'S DOUBLES

LISTA DE INSCRIPCIONES POR EVENTO As of 3 AUG 2019

ENTRY LIST BY EVENT

NOC	Name	Date of Birth
ARG - Argentina	ARGÜELLES Camila	22 JAN 1990
	CODINA Ana	24 JAN 1991
BRA - Brazil	TAKAHASHI Bruna	19 JUL 2000
	YAMADA Jessica	13 OCT 1989
CAN - Canada	CÔTÉ Alicia	14 DEC 1999
	ZHANG Mo	17 JAN 1989
CHI - Chile	ORTEGA Daniela	25 AUG 1998
	VEGA Paulina	13 MAR 1984
COL - Colombia	MEDINA Paula	12 APR 1989
	PERDOMO Maria	2 SEP 1995
CUB - Cuba	FONSECA Daniela	24 JUL 2002
	LOVET Idalys	30 OCT 1997
DOM - Dominican Republic	CASTRO Esmerlyn	14 AUG 2001
	ORTIZ Yasiris	24 APR 1997
ECU - Ecuador	PAREDES Nathaly	9 FEB 2001
	PLAZA Mylena	26 APR 2002
GUA - Guatemala	CORDERO Lucia	26 SEP 2001
	ENRIQUEZ Mabelyn	16 MAY 1995
MEX - Mexico	BARCENAS Clio	17 JUN 2002
	SILVA Yadira	24 DEC 1985
PER - Peru	MORI Angela	22 DEC 1993
	VARGAS Francesca	4 SEP 1996
PUR - Puerto Rico	DIAZ Adriana	31 OCT 2000
	DIAZ Melanie	7 MAY 1996
USA - United States of America	WU Yue	4 JAN 1990
	ZHANG Lily	16 JUN 1996

POLIDEPORTIVO 3 (VIDENA)
SPORTS CENTER 3 (VIDENA)

DOM SUN
4 AUG 2019
12:00

TENIS DE MESA
TABLE TENNIS

DOBLES FEMENINO
WOMEN'S DOUBLES

1/8 FINAL
1/8 FINAL

RESULTADO DEL PARTIDO
MATCH RESULTS

CASTRO Esmerlyn (DOM) **4-1** MORI Angela (PER)
ORTIZ Yasiris VARGAS Francesca

Game Summary		Match	Game 1	Game 2	Game 3	Game 4	Game 5	Game 6	Game 7
CASTRO E./ORTIZ Y.	**DOM**	**4**	11	11	15	11	11		
MORI A./VARGAS F.	PER	**1**	9	5	17	4	7		
Duration		**39min**	5min	4min	10min	4min	4min		

Match No.: WD1 Table: 1
Umpires: COYDAN Guillermo (CHI) GALLEGO David (COL)

POLIDEPORTIVO 3 (VIDENA)
SPORTS CENTER 3 (VIDENA)

DOM SUN
4 AUG 2019
19:00

TENIS DE MESA
TABLE TENNIS

DOBLES FEMENINO
WOMEN'S DOUBLES

CUARTOS DE FINAL
QUARTERFINALS

RESULTADO DEL PARTIDO
MATCH RESULTS

TAKAHASHI Bruna (BRA) **4-1** CASTRO Esmerlyn (DOM)
YAMADA Jessica ORTIZ Yasiris

Game Summary		Match	Game 1	Game 2	Game 3	Game 4	Game 5	Game 6	Game 7
TAKAHASHI B./YAMADA J.	**BRA**	**4**	11	11	11	17	11		
CASTRO E./ORTIZ Y.	DOM	**1**	9	8	4	19	9		
Duration		**42min**	5min	5min	5min	12min	5min		

Match No.: WD8 Table: 4
Umpires: FELIX Marguerita (BAR) LARICO Joel Moises (PER)

POLIDEPORTIVO 3 (VIDENA)
SPORTS CENTER 3 (VIDENA)

TENIS DE MESA
TABLE TENNIS

DOBLES FEMENINO
WOMEN'S DOUBLES

RESULTADOS
RESULTS

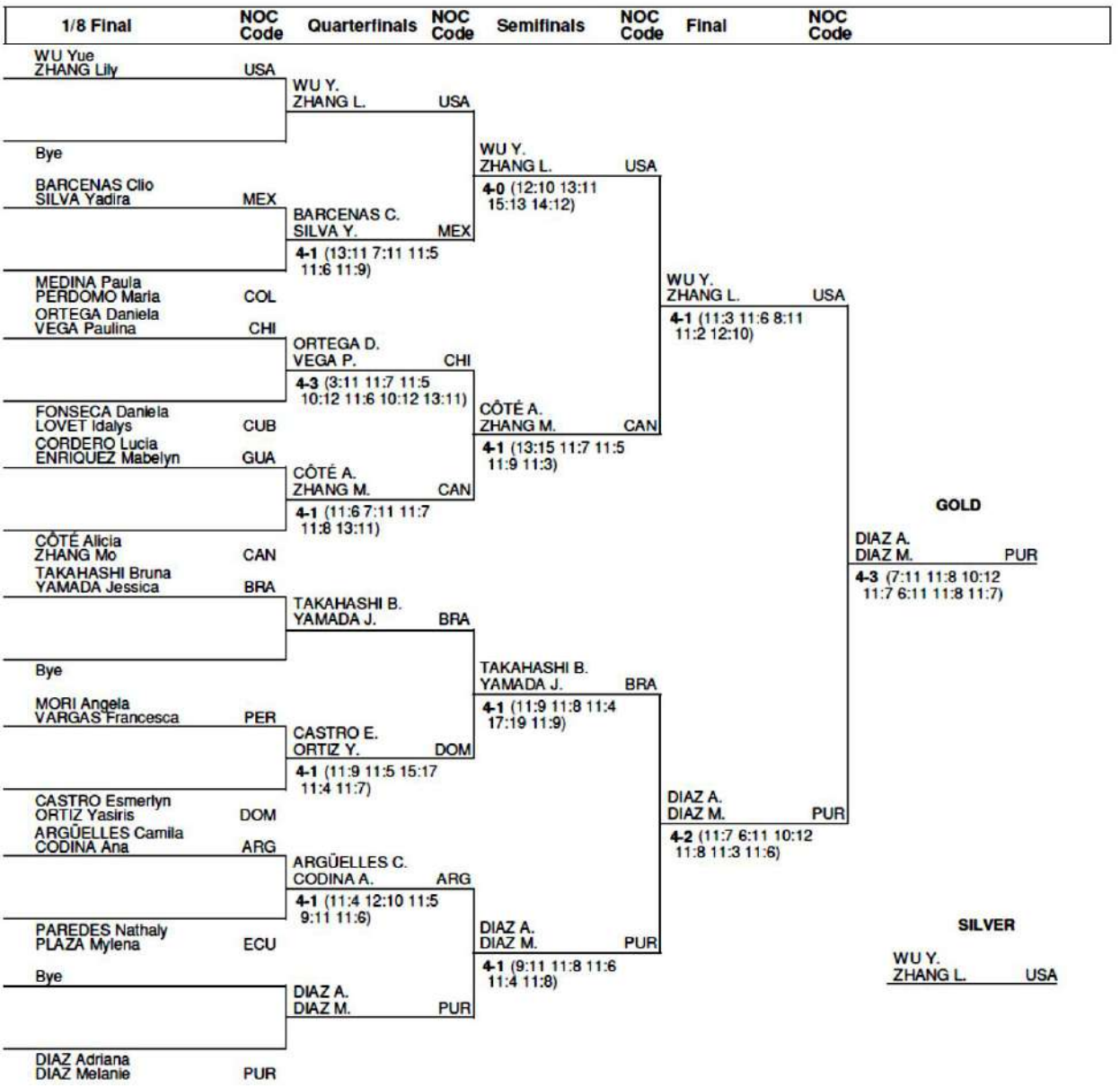

Doble Mixto

POLIDEPORTIVO 3 (VIDENA)
SPORTS CENTER 3 (VIDENA)

TENIS DE MESA
TABLE TENNIS

DOBLES MIXTO
MIXED DOUBLES

LISTA DE INSCRIPCIONES POR EVENTO As of 3 AUG 2019

ENTRY LIST BY EVENT

NOC	Name	Date of Birth
ARG - Argentina	CIFUENTES Horacio	16 MAR 1998
	ARGÜELLES Camila	22 JAN 1990
BRA - Brazil	TSUBOI Gustavo	31 MAY 1985
	TAKAHASHI Bruna	19 JUL 2000
CAN - Canada	WANG Eugene	13 NOV 1985
	ZHANG Mo	17 JAN 1989
CHI - Chile	LAMADRID Juan	19 DEC 1996
	VEGA Paulina	13 MAR 1984
COL - Colombia	RAMOS Julian	12 OCT 1988
	MEDINA Paula	12 APR 1989
CUB - Cuba	CAMPOS Jorge	19 SEP 1991
	FONSECA Daniela	24 JUL 2002
DOM - Dominican Republic	WU Jiaji	16 JAN 1995
	ORTIZ Yasiris	24 APR 1997
ECU - Ecuador	MIÑO Alberto	21 AUG 1990
	PAREDES Nathaly	9 FEB 2001
GUA - Guatemala	GATICA Hector	3 OCT 1984
	ENRIQUEZ Mabelyn	16 MAY 1995
MEX - Mexico	MADRID Marcos	6 SEP 1986
	SILVA Yadira	24 DEC 1985
PAR - Paraguay	AGUIRRE Marcelo	21 JAN 1993
	GOMEZ Leyla	17 JAN 2001
PER - Peru	HIDALGO Rodrigo	2 SEP 2000
	VARGAS Francesca	4 SEP 1996
PUR - Puerto Rico	AFANADOR Brian	6 MAR 1997
	DIAZ Adriana	31 OCT 2000
USA - United States of America	JHA Kanak	19 JUN 2000
	WU Yue	4 JAN 1990
VEN - Venezuela	NAVAS Marco	23 APR 1986
	NIÑO Neridee	13 AUG 1998

POLIDEPORTIVO 3 (VIDENA)
SPORTS CENTER 3 (VIDENA)

DOM SUN
4 AUG 2019
10:00

TENIS DE MESA
TABLE TENNIS

DOBLES MIXTO
MIXED DOUBLES

1/8 FINAL
1/8 FINAL

RESULTADO DEL PARTIDO
MATCH RESULTS

WU Jiaji (DOM) **4-2** AGUIRRE Marcelo (PAR)
ORTIZ Yasiris GOMEZ Leyla

Game Summary		Match	Game 1	Game 2	Game 3	Game 4	Game 5	Game 6	Game 7
WU J./ORTIZ Y.	**DOM**	**4**	6	11	7	11	11	11	
AGUIRRE M./GOMEZ L.	PAR	**2**	11	6	11	9	5	9	
Duration		**28min**	0min	0min	5min	0min	0min	7min	

Match No.: XD7 Table: 2

Umpires:

POLIDEPORTIVO 3 (VIDENA)
SPORTS CENTER 3 (VIDENA)

DOM SUN
4 AUG 2019
18:00

TENIS DE MESA
TABLE TENNIS

DOBLES MIXTO
MIXED DOUBLES

CUARTOS DE FINAL
QUARTERFINALS

RESULTADO DEL PARTIDO
MATCH RESULTS

JHA Kanak (USA) **4-2** WU Jiaji (DOM)
WU Yue ORTIZ Yasiris

Game Summary		Match	Game 1	Game 2	Game 3	Game 4	Game 5	Game 6	Game 7
JHA K./WU Y.	**USA**	**4**	9	11	11	11	11	11	
WU J./ORTIZ Y.	DOM	**2**	11	8	6	9	13	9	
Duration		**41min**	4min	5min	3min	6min	6min	6min	

Match No.: XD8 Table: 4

Umpires: ANS Erica (CAN) VILLALTA David (ESA)



POLIDEPORTIVO 3 (VIDENA)
SPORTS CENTER 3 (VIDENA)

TENIS DE MESA
TABLE TENNIS

DOBLES MIXTO
MIXED DOUBLES

RESULTADOS
RESULTS

1/8 Final	NOC Code	Quarterfinals	NOC Code	Semifinals	NOC Code	Final	NOC Code
JHA Kanak WU Yue	USA	JHA K. WU Y.	USA	JHA K. WU Y.	USA		
Bye				**4-2** (9:11 11:8 11:6 11:9 11:13 11:9)			
WU Jiaji ORTIZ Yasiris	DOM	WU J. ORTIZ Y.	DOM			WANG E. ZHANG M.	CAN
		4-2 (6:11 11:6 7:11 11:9 11:5 11:9)				**4-1** (11:9 9:11 11:4 11:7 11:6)	
AGUIRRE Marcelo GOMEZ Leyla	PAR						
CIFUENTES Horacio ARGUELLES Camila	ARG	CAMPOS J. FONSECA D.	CUB				
		4-3 (7:11 13:15 10:12 11:6 11:8 11:8 11:6)		WANG E. ZHANG M.	CAN		
CAMPOS Jorge FONSECA Daniela	CUB			**4-0** (11:4 11:4 11:5 11:3)			
RAMOS Julian MEDINA Paula	COL	WANG E. ZHANG M.	CAN				
		4-0 (11:2 11:4 11:7 16:14)					
WANG Eugene ZHANG Mo	CAN						
							GOLD
						WANG E. ZHANG M.	CAN
						4-1 (12:10 15:13 6:11 11:7 12:10)	
TSUBOI Gustavo TAKAHASHI Bruna	BRA	TSUBOI G. TAKAHASHI B.	BRA				
		4-2 (7:11 11:4 8:11 11:4 11:4 11:5)					
NAVAS Marco NIÑO Neridee	VEN			TSUBOI G. TAKAHASHI B.	BRA		
GATICA Hector ENRIQUEZ Mabelyn	GUA	MADRID M. SILVA Y.	MEX	**4-1** (11:3 11:3 8:11 11:4 11:8)			
		4-2 (11:3 12:10 3:11 11:6 6:11 11:3)					
MADRID Marcos SILVA Yadira	MEX					TSUBOI G. TAKAHASHI B.	BRA
LAMADRID Juan VEGA Paulina	CHI	LAMADRID J. VEGA P.	CHI			**4-1** (7:11 13:11 15:13 11:9 11:7)	
		4-0 (11:5 11:7 11:6 11:7)					
HIDALGO Rodrigo VARGAS Francesca	PER			AFANADOR B. DIAZ A.	PUR		
MIÑO Alberto PAREDES Nathaly	ECU	AFANADOR B. DIAZ A.	PUR	**4-2** (6:11 5:11 11:8 11:6 11:5 11:8)			
		4-0 (11:8 11:5 14:12 11:5)					
AFANADOR Brian DIAZ Adriana	PUR						
							SILVER
						TSUBOI G. TAKAHASHI B.	BRA

Equipo Masculino

POLIDEPORTIVO 3 (VIDENA)
SPORTS CENTER 3 (VIDENA)

TENIS DE MESA
TABLE TENNIS

EQUIPOS MASCULINO
MEN'S TEAM

LISTA DE INSCRIPCIONES POR EVENTO As of 3 AUG 2019

ENTRY LIST BY EVENT

NOC	Name	Date of Birth
ARG - Argentina	ALTO Gaston	6 JUL 1985
	CIFUENTES Horacio	16 MAR 1998
	TABACHNIK Pablo	20 NOV 1977
BRA - Brazil	CALDERANO Hugo	22 JUN 1996
	JOUTI Eric	26 APR 1994
	TSUBOI Gustavo	31 MAY 1985
CAN - Canada	HAZIN Jeremy	27 FEB 2000
	MEDJUGORAC Marko	2 MAY 1996
	WANG Eugene	13 NOV 1985
CHI - Chile	GOMEZ Gustavo	28 FEB 1994
	LAMADRID Juan	19 DEC 1996
	MOYA Manuel	30 OCT 1993
CUB - Cuba	CAMPOS Jorge	19 SEP 1991
	MARTINEZ Livan	31 JAN 1998
	PEREIRA Andy	31 AUG 1989
DOM - Dominican Republic	GALVEZ Samuel	25 OCT 1992
	SANTOS Emil	16 APR 1990
	WU Jiaji	16 JAN 1995
ECU - Ecuador	MIÑO Alberto	21 AUG 1990
	RIOFRIO Emiliano	2 JUL 1998
	TAPIA Rodrigo	29 JUL 1994
MEX - Mexico	LARA Miguel	30 APR 1992
	MADRID Marcos	6 SEP 1986
	VILLA Ricardo	4 SEP 1998
PAR - Paraguay	AGUIRRE Marcelo	21 JAN 1993
	OSORIO Santiago	2 JUL 1993
	TORANZOS Alejandro	18 SEP 1996
PER - Peru	BLAS Bryan	23 MAY 1989
	CHAVEZ Johan	10 JUN 1995
	HIDALGO Rodrigo	2 SEP 2000
PUR - Puerto Rico	AFANADOR Brian	6 MAR 1997
	GONZALEZ Daniel	18 JUL 1993
	NARANJO Angel	28 JAN 2004
USA - United States of America	JHA Kanak	19 JUN 2000
	KUMAR Nikhil	1 JAN 2003
	TIO Nicholas	29 SEP 2000

POLIDEPORTIVO 3 (VIDENA)
SPORTS CENTER 3 (VIDENA)

JUE THU
8 AUG 2019
19:30

TENIS DE MESA
TABLE TENNIS

EQUIPOS MASCULINO
MEN'S TEAM

RONDA DE GRUPOS
ROUND ROBIN

RESULTADO DEL PARTIDO (EQUIPOS)

TEAM MATCH RESULTS

DOMINICAN REP. (DOM) 3-1 CHILE (CHI)

Group: 2 Team Match No.: MT6 Table: 3 Umpires: RIVERO Ernesto (VEN) PADILLA Pedro Mario (PER)

Match 1			Match	Game 1	Game 2	Game 3	Game 4	Game 5
B/C	GALVEZ/SANTOS	DOM	1	11	5	5	7	
Y/Z	**GOMEZ/LAMADRID**	**CHI**	3	8	11	11	11	
	Duration of Match 1		30min	5min	4min	4min	7min	

Match 2			Match	Game 1	Game 2	Game 3	Game 4	Game 5
A	**WU Jiaji**	**DOM**	3	7	11	11	11	
X	MOYA Manuel	CHI	1	11	2	6	5	
	Duration of Match 2		21min	4min	2min	3min	3min	

Match 3			Match	Game 1	Game 2	Game 3	Game 4	Game 5
C	**SANTOS Emil**	**DOM**	3	11	8	11	13	
Z	LAMADRID Juan	CHI	1	6	11	9	11	
	Duration of Match 3		37min	4min	7min	6min	9min	

Match 4			Match	Game 1	Game 2	Game 3	Game 4	Game 5
A	**WU Jiaji**	**DOM**	3	12	11	7	11	
Y	GOMEZ Gustavo	CHI	1	10	7	11	3	
	Duration of Match 4		25min	5min	4min	5min	4min	

Duration of Team Match	2h 00min

POLIDEPORTIVO 3 (VIDENA)
SPORTS CENTER 3 (VIDENA)

VIE FRI
9 AUG 2019
12:30

TENIS DE MESA
TABLE TENNIS

EQUIPOS MASCULINO
MEN'S TEAM

RONDA DE GRUPOS
ROUND ROBIN

RESULTADO DEL PARTIDO (EQUIPOS)

TEAM MATCH RESULTS

CUBA (CUB) 3-1 DOMINICAN REP. (DOM)

Group: 2 Team Match No.: MT10 Table: 4 Umpires: ANS Erica (CAN) BARRIENTOS Boggdan (GUA)

Match 1			Match	Game 1	Game 2	Game 3	Game 4	Game 5
B/C	**MARTINEZ/PEREIRA**	**CUB**	**3**	11	12	14		
Y/Z	GALVEZ/SANTOS	DOM	**0**	9	10	12		
	Duration of Match 1		**27min**	5min	6min	9min		

Match 2			Match	Game 1	Game 2	Game 3	Game 4	Game 5
A	CAMPOS Jorge	CUB	**2**	11	8	8	11	6
X	**WU Jiaji**	**DOM**	**3**	6	11	11	9	11
	Duration of Match 2		**28min**	3min	4min	4min	4min	6min

Match 3			Match	Game 1	Game 2	Game 3	Game 4	Game 5
C	**PEREIRA Andy**	**CUB**	**3**	11	11	12		
Z	SANTOS Emil	DOM	**0**	8	8	10		
	Duration of Match 3		**23min**	5min	6min	8min		

Match 4			Match	Game 1	Game 2	Game 3	Game 4	Game 5
A	**CAMPOS Jorge**	**CUB**	**3**	11	11	12		
Y	GALVEZ Samuel	DOM	**0**	5	6	10		
	Duration of Match 4		**17min**	3min	3min	6min		

Duration of Team Match	**1h 46min**

POLIDEPORTIVO 3 (VIDENA)
SPORTS CENTER 3 (VIDENA)

VIE FRI
9 AUG 2019
19:30

TENIS DE MESA
TABLE TENNIS

EQUIPOS MASCULINO
MEN'S TEAM

CUARTOS DE FINAL
QUARTERFINALS

RESULTADO DEL PARTIDO (EQUIPOS)

TEAM MATCH RESULTS

UNITED STATES (USA) 3-1 DOMINICAN REP. (DOM)

Team Match No.: MT14 Table: 2 Umpires: CORNELIO Josue Enmanuel (PER) MATO Pedro (PUR)

Match 1			Match	Game 1	Game 2	Game 3	Game 4	Game 5
B/C	**TIO/KUMAR**	**USA**	**3**	14	4	11	11	
Y/Z	GALVEZ/WU	DOM	**1**	12	11	2	8	
	Duration of Match 1		**26min**	7min	3min	3min	6min	

Match 2			Match	Game 1	Game 2	Game 3	Game 4	Game 5
A	**JHA Kanak**	**USA**	**3**	13	11	11		
X	SANTOS Emil	DOM	**0**	11	9	7		
	Duration of Match 2		**26min**	8min	6min	5min		

Match 3			Match	Game 1	Game 2	Game 3	Game 4	Game 5
C	KUMAR Nikhil	USA	**0**	2	3	5		
Z	**WU Jiaji**	**DOM**	**3**	11	11	11		
	Duration of Match 3		**14min**	2min	3min	4min		

Match 4			Match	Game 1	Game 2	Game 3	Game 4	Game 5
A	**JHA Kanak**	**USA**	**3**	11	11	11		
Y	GALVEZ Samuel	DOM	**0**	5	2	5		
	Duration of Match 4		**13min**	3min	2min	3min		

Duration of Team Match	**1h 25min**

POLIDEPORTIVO 3 (VIDENA)
SPORTS CENTER 3 (VIDENA)

TENIS DE MESA
TABLE TENNIS

EQUIPOS MASCULINO
MEN'S TEAM

RESULTADOS
RESULTS

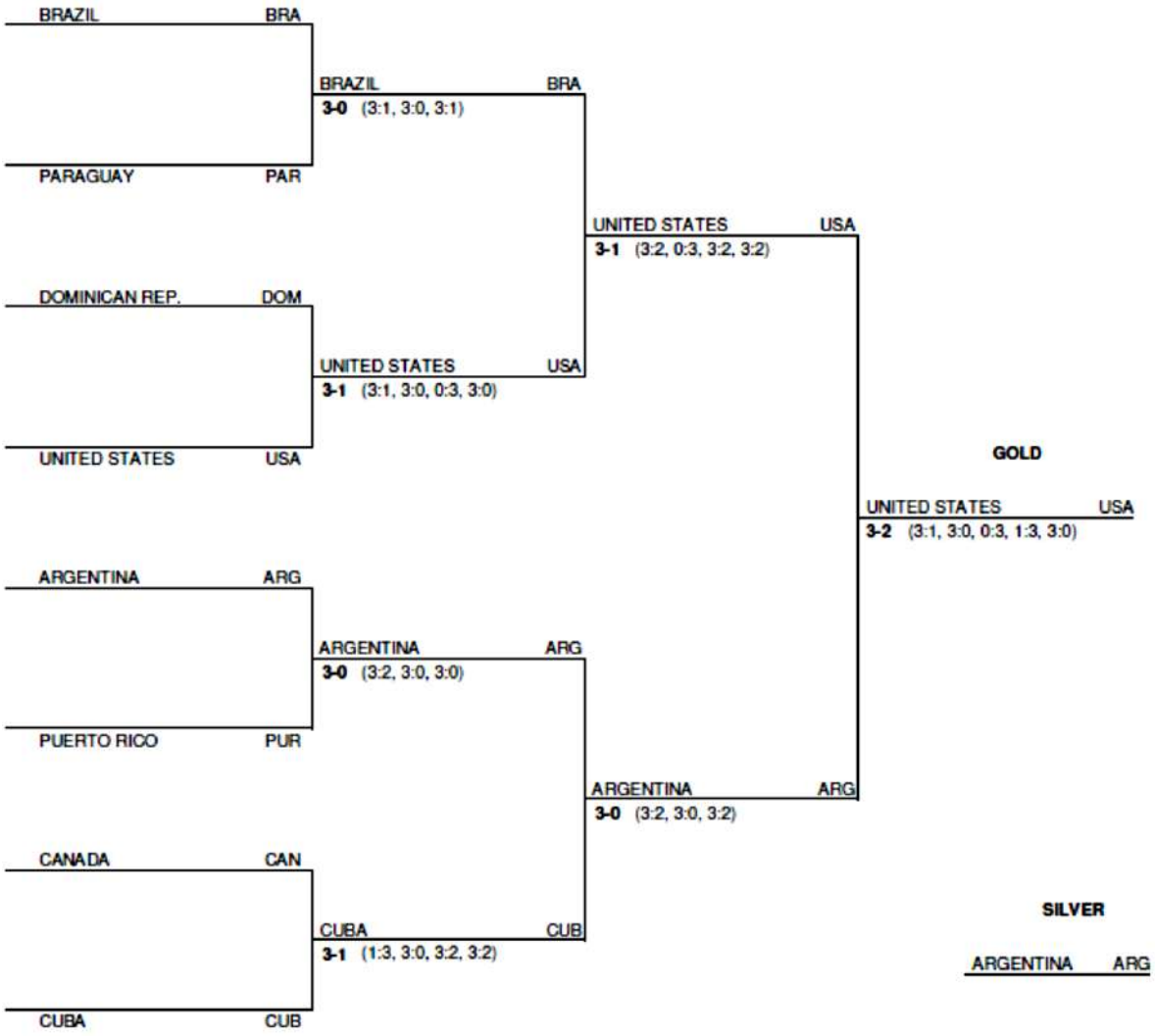

Equipo Femenino

POLIDEPORTIVO 3 (VIDENA)
SPORTS CENTER 3 (VIDENA)

TENIS DE MESA
TABLE TENNIS

EQUIPOS FEMENINO
WOMEN'S TEAM

LISTA DE INSCRIPCIONES POR EVENTO As of 3 AUG 2019

ENTRY LIST BY EVENT

NOC	Name	Date of Birth
ARG - Argentina	ARGÜELLES Camila	22 JAN 1990
	CODINA Ana	24 JAN 1991
	MOLERO Candela	8 APR 1997
BRA - Brazil	KUMAHARA Caroline	27 JUL 1995
	TAKAHASHI Bruna	19 JUL 2000
	YAMADA Jessica	13 OCT 1989
CAN - Canada	CÔTÉ Alicia	14 DEC 1999
	LIAO Ivy	12 JUN 2001
	ZHANG Mo	17 JAN 1989
CHI - Chile	MORALES Judith	21 NOV 1993
	ORTEGA Daniela	25 AUG 1998
	VEGA Paulina	13 MAR 1984
COL - Colombia	MEDINA Paula	12 APR 1989
	PERDOMO Maria	2 SEP 1995
	TELLEZ Cory	2 FEB 1987
CUB - Cuba	FONSECA Daniela	24 JUL 2002
	LOVET Idalys	30 OCT 1997
	RODRÍGUEZ Lizdainet	11 OCT 1999
DOM - Dominican Republic	BRITO Eva	14 SEP 1995
	CASTRO Esmerlyn	14 AUG 2001
	ORTIZ Yasiris	24 APR 1997
GUA - Guatemala	CORDERO Lucia	26 SEP 2001
	ENRIQUEZ Mabelyn	16 MAY 1995
	ZAPATA Hidalynn	22 OCT 2001
MEX - Mexico	BARCENAS Clio	17 JUN 2002
	MUÑOZ Mónica	2 AUG 2002
	SILVA Yadira	24 DEC 1985
PER - Peru	DUFFOO Isabel	23 SEP 1999
	MORI Angela	22 DEC 1993
	VARGAS Francesca	4 SEP 1996
PUR - Puerto Rico	DIAZ Adriana	31 OCT 2000
	DIAZ Melanie	7 MAY 1996
	RIOS Daniely	29 APR 1996
USA - United States of America	WANG Amy	2 DEC 2002
	WU Yue	4 JAN 1990
	ZHANG Lily	16 JUN 1996



POLIDEPORTIVO 3 (VIDENA)
SPORTS CENTER 3 (VIDENA)

JUE THU
8 AUG 2019
17:00

TENIS DE MESA
TABLE TENNIS

EQUIPOS FEMENINO
WOMEN'S TEAM

RONDA DE GRUPOS
ROUND ROBIN

RESULTADO DEL PARTIDO (EQUIPOS)

TEAM MATCH RESULTS

DOMINICAN REP. (DOM) 1-3 PUERTO RICO (PUR)

Group: 2 Team Match No.: WT6 Table: 2 Umpires: ANS Erica (CAN) VILLALTA David (ESA)

Match 1			Match	Game 1	Game 2	Game 3	Game 4	Game 5
B/C	CASTRO/ORTIZ	DOM	1	6	5	11	7	
Y/Z	**DIAZ/RIOS**	**PUR**	3	11	11	6	11	
	Duration of Match 1		22min	3min	3min	5min	5min	

Match 2			Match	Game 1	Game 2	Game 3	Game 4	Game 5
A	BRITO Eva	DOM	0	12	8	4		
X	**DIAZ Adriana**	**PUR**	3	14	11	11		
	Duration of Match 2		21min	6min	6min	4min		

Match 3			Match	Game 1	Game 2	Game 3	Game 4	Game 5
C	**ORTIZ Yasiris**	**DOM**	3	9	11	8	12	11
Z	RIOS Daniely	PUR	2	11	7	11	10	9
	Duration of Match 3		17min	4min	4min	3min	5min	5min

Match 4			Match	Game 1	Game 2	Game 3	Game 4	Game 5
A	BRITO Eva	DOM	1	7	7	11	6	
Y	**DIAZ Melanie**	**PUR**	3	11	11	8	11	
	Duration of Match 4		26min	4min	4min	6min	4min	

Duration of Team Match	1h 48min

POLIDEPORTIVO 3 (VIDENA)
SPORTS CENTER 3 (VIDENA)

VIE FRI
9 AUG 2019
10:00

TENIS DE MESA
TABLE TENNIS

EQUIPOS FEMENINO
WOMEN'S TEAM

RONDA DE GRUPOS
ROUND ROBIN

RESULTADO DEL PARTIDO (EQUIPOS)

TEAM MATCH RESULTS

CUBA (CUB) 3-1 DOMINICAN REP. (DOM)

Group: 2 Team Match No.: WT10 Table: 1 Umpires: RIVERO Ernesto (VEN) BANKO Stephen (USA)

Match 1			Match	Game 1	Game 2	Game 3	Game 4	Game 5
B/C	**RODRÍGUEZ/LOVET**	**CUB**	**3**	8	11	9	11	11
Y/Z	ORTIZ/CASTRO	DOM	**2**	11	8	11	9	7
	Duration of Match 1		**34min**	5min	5min	5min	5min	5min

Match 2			Match	Game 1	Game 2	Game 3	Game 4	Game 5
A	FONSECA Daniela	CUB	**0**	8	7	8		
X	**BRITO Eva**	**DOM**	**3**	11	11	11		
	Duration of Match 2		**23min**	5min	5min	6min		

Match 3			Match	Game 1	Game 2	Game 3	Game 4	Game 5
C	**LOVET Idalys**	**CUB**	**3**	11	11	11		
Z	CASTRO Esmerlyn	DOM	**0**	7	2	3		
	Duration of Match 3		**14min**	3min	3min	2min		

Match 4			Match	Game 1	Game 2	Game 3	Game 4	Game 5
A	**FONSECA Daniela**	**CUB**	**3**	11	11	9	11	
Y	ORTIZ Yasiris	DOM	**1**	7	8	11	6	
	Duration of Match 4		**27min**	4min	6min	5min	4min	

Duration of Team Match	**1h 46min**

POLIDEPORTIVO 3 (VIDENA)
SPORTS CENTER 3 (VIDENA)

TENIS DE MESA
TABLE TENNIS

EQUIPOS FEMENINO
WOMEN'S TEAM

RESULTADOS
RESULTS

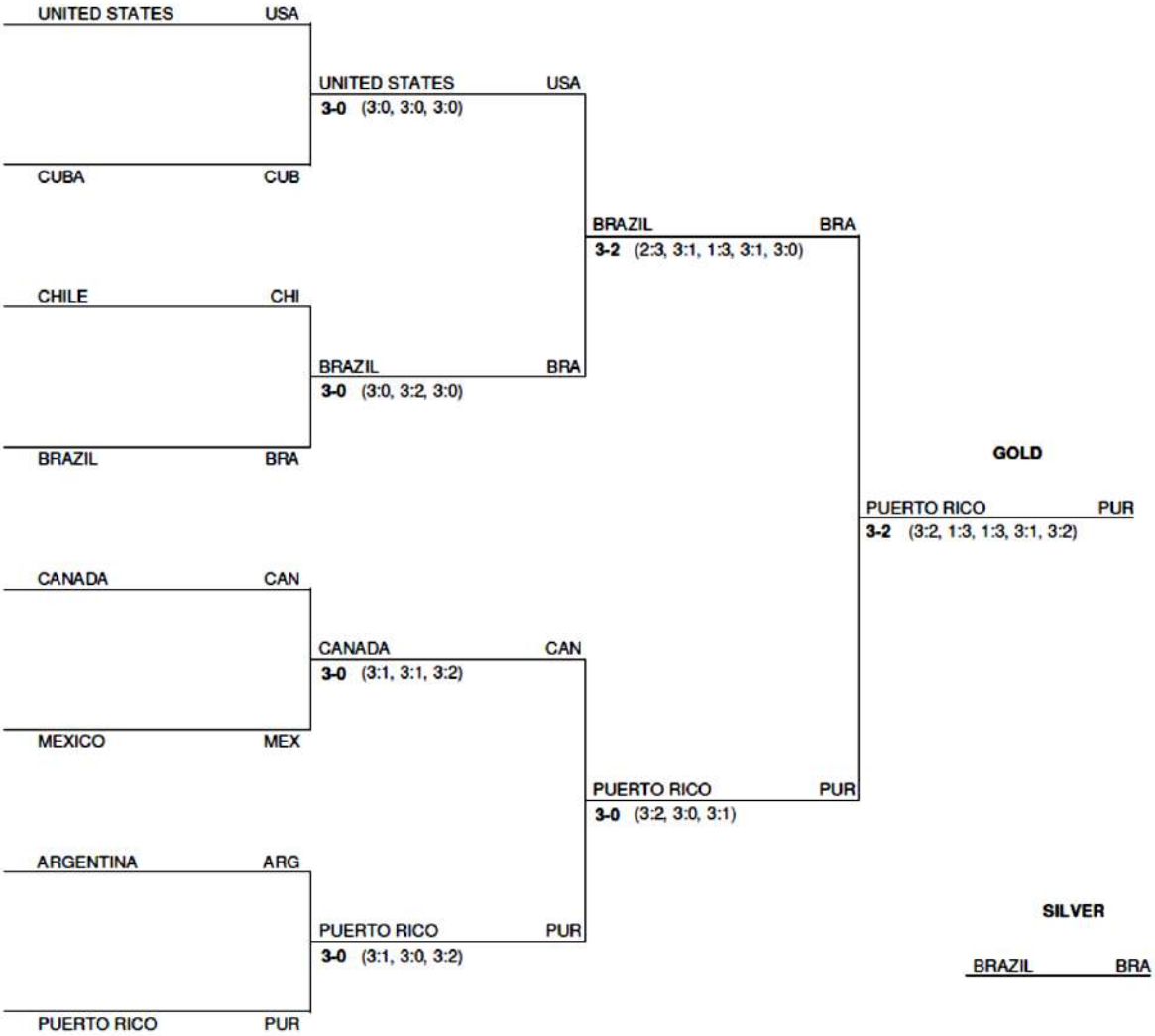

Equipo de Tenis de Mesa de la República Dominicana





TIRO CON ARCO

DELEGACION DE TENIS DE MESA

Anny Stefany Jerez Rosario	Atleta
Librado Manuel Bartumeu Gómez	Entrenador



CAMPO DE RUGBY
RUGBY FIELD

TIRO CON ARCO
ARCHERY

ARCO CURVO MUJERES INDIVIDUAL
WOMEN'S RECURVE INDIVIDUAL

TOURNAMENT SUMMARY As of 11 AUG 2019

Rank	Name	NOC Code
1	VALENCIA TRUJILLO Alejandra	MEX
2	LORIG Khatuna	USA
3	KAUFHOLD Casey	USA
4	RENDON MARTINEZ Ana Maria	COL
5	MICKELBERRY Erin	USA
6	ROMAN ARROYO Aida	MEX
7	AVITIA MARTÍNEZ Mariana	MEX
8	PELLECER Cinthya	GUA
9	ACOSTA GIRALDO Valentina	COL
	CHÉNIER Virginie	CAN
	GOMES DOS SANTOS Ane Marcelle	BRA
	LEITHOLD JUAREZ Florencia	ARG
	MÁRQUEZ ROJAS Catalina	CHI
	SARDUY Maydenia	CUB
	SEPULVEDA VILLA Maira	COL
	SLIACHTICAS CAETANO A.	BRA
17	ANDRADES YÁÑEZ Javiera	CHI
	BARRETT Stephanie Laure	CAN
	BASSI BARROS Isabella	CHI
	BURGA GARCÍA Aleska	PER
	CLAROS CURI Dahara	BOL
	CORTEZ CAMPOS Marcela	ESA
	ESPINOZA GARCIA Ana M.	BOL
	FALS MAURY Karla Teresa	CUB
	FERNANDEZ TONDELLI Ebe	BOL
	JEREZ ROSARIO Stefany	DOM
	MENDEZ FUENMAYOR Mayra A.	VEN
	PAULINO DOS SANTOS G.	BRA
	PINTO Mariessa Luisa	CAN
	RODRÍGUEZ Elizabeth	CUB
	VELÁSQUEZ CUADROS Pamela Ruth	PER
	YUBRIN Gisela Eliana	ARG



CAMPO DE RUGBY
RUGBY FIELD

MIÉ WED
7 AUG 2019
11:30

TIRO CON ARCO
ARCHERY

ARCO CURVO MUJERES INDIVIDUAL
WOMEN'S RECURVE INDIVIDUAL

CLASIFICACIÓN
RANKING ROUND

RESULTADOS
RESULTS

World Record 72 Arrows:	692 CHAE YOUNG Kang	KOR Antalya (NED)	10 JUN 2019
Pan Am Record 72 Arrows:	655 VALENCIA Alejandra	MEX Toronto (CAN)	14 JUL 2015

Rank	Athlete No.	Name	NOC Code	WA World Ranking	1st Half	2nd Half	10's	X's	Score	
1	5C	VALENCIA TRUJILLO Alejan.	MEX	10	340 / 1	335 / 1	42	11	675	PR
2	3B	KAUFHOLD Casey	USA	107	330 / 2	332 / 3	26	7	662	
3	7C	ROMAN ARROYO Aida	MEX	67	328 / 3	325 / 5	26	8	653	
4	9A	RENDON MARTINEZ Ana Maria	COL	71	319 / 7	333 / 2	29	5	652	
5	6C	AVITIA MARTÍNEZ Mariana	MEX	68	317 / 8	326 / 4	26	6	643	
6	1B	LORIG Khatuna	USA	91	325 / 4	317 / 9	22	8	642	
7	5A	BARRETT Stephanie Laure	CAN	335	317 / 9	324 / 6	22	5	641	
8	2B	MICKELBERRY Erin	USA	70	324 / 5	312 / 16	15	6	636	
9	11B	RODRÍGUEZ Elizabeth	CUB	106	320 / 6	315 / 11	21	5	635	
10	2C	BASSI BARROS Isabella	CHI	124	314 / 10	315 / 10	23	5	629	
11	9C	LEITHOLD JUAREZ Florencia	ARG	105	314 / 11	315 / 13	16	3	629	
12	5B	GOMES DOS SANTOS Ane Mar.	BRA	72	314 / 12	315 / 14	12	4	629	
13	10A	ACOSTA GIRALDO Valentina	COL	185	302 / 22	323 / 7	12	3	625	
14	1A	VELÁSQUEZ CUADROS Pamela.	PER	234	307 / 17	315 / 12	15	5	622	
15	10C	MENDEZ FUENMAYOR Mayra A.	VEN	96	307 / 16	307 / 17	15	1	614	
16	3A	CHÉNIER Virginie	CAN	111	300 / 23	313 / 15	14	4	613	
17	7B	JEREZ ROSARIO Stefany	DOM	133	295 / 25	317 / 8	16	4	612	
18	6B	SLIACHTICAS CAETANO A.	BRA	130	311 / 13	299 / 22	14	1	610	
19	10B	SARDUY Maydenia	CUB	103	309 / 14	300 / 21	13	6	609	
20	4B	PAULINO DOS SANTOS G.	BRA	194	304 / 20	304 / 19	10	3	608	
21	8C	YUBRIN Gisela Eliana	ARG	202	309 / 15	298 / 23	15	3	607	
22	4A	PINTO Mariessa Luisa	CAN	156	304 / 19	302 / 20	16	7	606	
23	4C	PELLECER Cinthya	GUA	154	305 / 18	290 / 25	11	3	595	
24	1C	MÁRQUEZ ROJAS Catalina	CHI	244	287 / 29	305 / 18	15	5	592	
25	8A	FERNANDEZ TONDELLI Ebe	BOL	236	302 / 21	290 / 26	8	3	592	
26	11A	SEPULVEDA VILLA Maira	COL	126	291 / 28	295 / 24	9	0	586	
27	9B	FALS MAURY Karla Teresa	CUB	188	299 / 24	283 / 30	9	3	582	
28	2A	BURGA GARCÍA Aleska	PER	232	295 / 26	287 / 27	8	1	582	
29	8B	CORTEZ CAMPOS Marcela	ESA	244	294 / 27	285 / 29	13	4	579	
30	3C	ANDRADES YÁÑEZ Javiera	CHI	153	275 / 31	286 / 28	13	3	561	
31	6A	CLAROS CURI Dahara	BOL	365	258 / 32	279 / 31	8	4	537	
32	7A	ESPINOZA GARCIA Ana M.	BOL	374	278 / 30	242 / 32	10	2	520	



TIRO DEPORTIVO

Delegación de Tiro de Precisión

Nombre	Función
Hosman Antonio Durán Figueroa	Atleta
Josué Rafael Hernández Caba	Atleta
Victoria Mata Gonzalez	Atleta
Manuel De Jesús Figuereo Feliz	Delegado
Siviel Colón	Entrenador

10 Mts Pistola de Aire Masculino

POLÍGONO LAS PALMAS
LAS PALMAS RANGE

DOM SUN
28 JUL 2019
9:00

TIRO
SHOOTING

HOMBRES 10M PISTOLA DE AIRE
MEN'S 10M AIR PISTOL

CALIFICATORIA
QUALIFICATION

RESULTADOS
RESULTS

(FINAL START TIME 11:30)

(Records)

QPR	583	SZARENSKI Daryl	USA	16 OCT 2011	PAG	Guadalajara (MEX)
QWR	594	JIN Jongoh	KOR	12 APR 2009	WC	Changwon (KOR)

Rk	Bib No	Name	NOC Code	Series						Total	Remarks
				1	2	3	4	5	6		
1	1224	MOWRER Nickolaus	USA	96	97	95	97	96	94	**575-20x**	**QF**
2	1094	GRAU POTRILLÉ Jorge	CUB	96	92	97	97	93	99	**574-19x**	**QF**
3	1050	NEVES FREITAS Philipe	BRA	96	92	97	97	94	96	**572-14x**	**QF**
4	1040	DE SOUZA Julio Antonio	BRA	95	97	97	92	95	95	**571-16x**	**QF**
5	1179	CARRILLO Marko	PER	97	96	97	94	93	92	**569-18x**	**QF**
6	1128	JIMENEZ Albino	GUA	97	93	95	92	97	95	**569-13x**	**QF**
7	1227	SHI Jay	USA	93	97	95	96	95	93	**569-12x**	**QF**
8	1081	SÁNCHEZ Manuel	CHI	93	96	96	95	93	95	**568-16x**	**QF**
9	1152	PEREZ David	MEX	92	96	95	96	95	94	**568-12x**	
10	1057	BURNS Stuart William	CAN	94	94	94	96	93	97	**568-11x**	
11	1107	CUEVA Yautung	ECU	97	91	96	95	96	93	**568- 9x**	
12	1030	KNIJNENBURG CORDERO Rudolf	BOL	93	94	95	97	96	93	**568- 8x**	
13	1205	DANIEL Roger	TTO	94	95	93	94	94	95	**565-15x**	
14	1099	PÍAS DEL RIO Guillermo	CUB	93	96	95	96	92	93	**565-14x**	
15	1023	ELHAGE Philip	ARU	92	91	97	94	95	95	**564-14x**	
16	1165	BARBERENA Edwin	NCA	90	97	93	95	94	95	**564-14x**	
17	1124	CASTILLO Jose	GUA	92	92	97	93	94	96	**564-13x**	
18	1162	URQUIZA Daniel	MEX	93	94	93	94	94	95	**563-13x**	
19	1194	GONZALEZ Giovanni	PUR	94	95	93	94	94	91	**561-11x**	
20	1011	FRAGUEIRO Juan Manuel	ARG	94	94	93	95	93	91	**560- 9x**	
21	1168	CAMPOS Juan Bernardo	PAN	92	95	92	90	95	96	**560- 6x**	
22	1015	LOBO Sebastian	ARG	92	90	94	96	93	94	**559-11x**	
23	1235	CENTENO Edilio	VEN	92	95	92	92	91	95	**557-14x**	
24	1004	HERNANDEZ CABA Josue Rafael	DOM	93	94	93	87	92	98	**557-13x**	
25	1191	ULLILEN Jose	PER	96	94	94	94	91	87	**556-17x**	
26	1171	MUÑOZ David Miguel	PAN	92	94	92	92	93	93	**556-13x**	
27	1196	LOPEZ Luis Ramon	PUR	94	94	94	90	89	95	**556-11x**	
28	1166	LACAYO Rafael	NCA	95	94	92	92	91	92	**556-10x**	
29	1113	BARQUERO Angel	ESA	91	92	91	92	92	94	**552-14x**	
30	1061	HYNES Mark Patrick	CAN	94	92	90	91	90	93	**550-11x**	
31	1118	PIMENTEL Jorge	ESA	94	89	93	92	94	88	**550- 9x**	
32	1209	HERNANDEZ Ignacio	URU	93	89	90	92	95	90	**549- 6x**	
	1234	BEUVRIM Felipe	VEN								**DNS**

Legend:							
DNS	Did Not Start	**PAG**	Pan American Games	**QF**	Qualified for Finals	**QPR**	Pan American Record
QWR	Qualification World Record			**Rk**	Rank	**WC**	World Cup
x	Inner Ten						

25 Mts Pistola Tiro Rapido

POLÍGONO LAS PALMAS
LAS PALMAS RANGE

JUE THU
1 AUG 2019
9:00

TIRO
SHOOTING

HOMBRES 25M PISTOLA TIRO RÁPIDO
MEN'S 25M RAPID FIRE PISTOL

CALIFICATORIA
QUALIFICATION

RESULTADOS
RESULTS

(FINAL START TIME 13:00)

(Records)

QPR	582	PUPO Leuris	CUB	18 JUL 2007	PAG	Rio de Janeiro (BRA)
QWR	593	REITZ Christian	GER	30 JUL 2013	ECH	Osijek (CRO)

Rk	Bib No	Name	NOC Code	Stage	Seconds 1	2	3	Sub Total	Total	Remarks
1	1225	SANDERSON Keith	USA	Stage 1	100	97	94	291		
				Stage 2	99	99	97	295	**586-17x**	**QF, QPR**
2	1179	CARRILLO Marko	PER	Stage 1	99	92	97	288		
				Stage 2	97	100	97	294	**582-16x**	**QF**
3	1100	PUPO Leuris	CUB	Stage 1	98	95	96	289		
				Stage 2	96	99	97	292	**581-20x**	**QF**
4	1090	ÁLVAREZ LLANES Jorge	CUB	Stage 1	99	98	94	291		
				Stage 2	98	98	93	289	**580-17x**	**QF**
5	1221	LEVERETT III Jack	USA	Stage 1	98	98	90	286		
				Stage 2	100	99	93	292	**578-18x**	**QF**
6	1176	ALTAMIRANO Kevin	PER	Stage 1	97	94	95	286		
				Stage 2	98	96	89	283	**569-10x**	**QF**
7	1236	GOMEZ Douglas	VEN	Stage 1	98	95	90	283		
				Stage 2	97	98	90	285	**568-13x**	
8	1043	DUARTE Emerson	BRA	Stage 1	98	97	92	287		
				Stage 2	96	95	83	274	**561-12x**	
9	1037	DA SILVEIRA Vladimir	BRA	Stage 1	95	96	83	274		
				Stage 2	99	88	95	282	**556-11x**	
10	1087	TOBAR PRADO Bernardo Julian	COL	Stage 1	95	94	85	274		
				Stage 2	94	94	93	281	**555- 6x**	
11	1146	GONZALEZ Fidencio	MEX	Stage 1	93	90	87	270		
				Stage 2	96	97	91	284	**554- 7x**	
12	1029	COSSIO QUIROGA Diego Andres	BOL	Stage 1	93	93	92	278		
				Stage 2	96	92	88	276	**554- 5x**	
13	1124	CASTILLO Jose	GUA	Stage 1	93	91	91	275		
				Stage 2	94	93	88	275	**550-11x**	
14	1128	JIMENEZ Albino	GUA	Stage 1	95	95	88	278		
				Stage 2	89	93	88	270	**548-12x**	
15	1196	LOPEZ Luis Ramon	PUR	Stage 1	96	97	81	274		
				Stage 2	96	93	82	271	**545-12x**	
16	1113	BARQUERO Angel	ESA	Stage 1	95	92	84	271		
				Stage 2	91	95	82	268	**539- 8x**	



POLÍGONO LAS PALMAS
LAS PALMAS RANGE

JUE THU
1 AUG 2019
9:00

TIRO
SHOOTING

HOMBRES 25M PISTOLA TIRO RÁPIDO
MEN'S 25M RAPID FIRE PISTOL

CALIFICATORIA
QUALIFICATION



RESULTADOS
RESULTS

Rk	Bib No	Name	NOC Code	Stage	Seconds 1	Seconds 2	Seconds 3	Sub Total	Total	Remarks
17	1118	PIMENTEL Jorge	ESA	Stage 1	92	91	81	264		
				Stage 2	96	96	82	274	**538-10x**	
18	1205	DANIEL Roger	TTO	Stage 1	97	94	80	271		
				Stage 2	95	90	82	267	**538- 4x**	
19	1030	KNIJNENBURG CORDERO Rudolf	BOL	Stage 1	92	96	87	275		
				Stage 2	96	81	85	262	**537- 8x**	
20	1194	GONZALEZ Giovanni	PUR	Stage 1	94	95	82	271		
				Stage 2	83	93	87	263	**534-10x**	
21	1107	CUEVA Yautung	ECU	Stage 1	86	88	74	248		
				Stage 2	90	95	91	276	**524- 8x**	
22	1161	TAVAREZ Antonio	MEX	Stage 1	91	93	87	271		
				Stage 2	88	82	80	250	**521- 6x**	
	1066	SANDALL James	CAN	Stage 1						
				Stage 2						**DSQ**
	1234	BEUVRIM Felipe	VEN	Stage 1						
				Stage 2						**DNS**
	1004	HERNANDEZ CABA Josue Rafael	DOM	Stage 1						
				Stage 2						**DNS**

50Mts Rifle 3 Posiciones Masculino

POLÍGONO LAS PALMAS
LAS PALMAS RANGE

MAR TUE
30 JUL 2019
9:00

TIRO
SHOOTING

HOMBRES 50M RIFLE 3 POSICIONES
MEN'S 50M RIFLE 3 POSITIONS

CALIFICATORIA
QUALIFICATION

RESULTADOS
RESULTS

(FINAL START TIME 13:00)

(Records)

QPR	1170	SANCHEZ Jose	MEX	19 JUL 2015	PAG	Toronto (CAN)
QWR	1187	YANG Haoran	CHN	24 MAY 2018	WC	Munich (GER)
QWR	1187	KAMENSKIY Sergey	RUS	24 MAY 2018	WC	Munich (GER)

Rk	Bib No	Name	NOC Code	Position	Series 1	2	3	4	Sub Total	Total	Remarks
1	1226	SHERRY Timothy	USA	Kneeling	98	99	100	100	397		
				Prone	100	99	97	100	396		
				Standing	94	97	99	98	388	**1181- 64x**	QF, QPR
2	1237	IEMMA Julio César	VEN	Kneeling	93	96	98	97	384		
				Prone	100	99	100	100	399		
				Standing	93	99	97	96	385	**1168- 49x**	QF
3	1042	DO NASCIMENTO Leonardo	BRA	Kneeling	97	95	97	96	385		
				Prone	100	98	98	98	394		
				Standing	94	95	98	96	383	**1162- 43x**	QF
4	1222	MC PHAIL Michael	USA	Kneeling	97	95	92	97	381		
				Prone	99	100	100	100	399		
				Standing	97	96	93	93	379	**1159- 52x**	QF
5	1192	VIZCARRA Daniel	PER	Kneeling	97	96	95	94	382		
				Prone	100	100	97	98	395		
				Standing	95	93	95	98	381	**1158- 49x**	QF
6	1009	EBERHARDT Alexis Exequiel	ARG	Kneeling	98	98	97	95	388		
				Prone	99	99	99	98	395		
				Standing	94	99	90	90	373	**1156- 42x**	QF
7	1159	SANCHEZ Jose Luis	MEX	Kneeling	93	97	100	96	386		
				Prone	99	98	99	99	395		
				Standing	91	94	93	90	368	**1149- 46x**	QF
8	1197	MENDOZA NUNEZ Luis	PUR	Kneeling	95	95	98	94	382		
				Prone	97	99	97	97	390		
				Standing	92	96	94	94	376	**1148- 43x**	QF
9	1096	MOLERIO Alexander	CUB	Kneeling	99	96	95	99	389		
				Prone	97	98	97	95	387		
				Standing	91	94	91	94	370	**1146- 38x**	
10	1016	PASERO Alejandro	ARG	Kneeling	99	96	97	99	391		
				Prone	99	99	100	98	396		
				Standing	89	90	92	87	358	**1145- 48x**	
11	1039	DE MELLO RIPPEL Cassio	BRA	Kneeling	93	99	94	97	383		
				Prone	100	100	99	99	398		
				Standing	90	88	92	93	363	**1144- 52x**	



POLÍGONO LAS PALMAS
LAS PALMAS RANGE

MAR TUE
30 JUL 2019
9:00

TIRO
SHOOTING

HOMBRES 50M RIFLE 3 POSICIONES
MEN'S 50M RIFLE 3 POSITIONS

CALIFICATORIA
QUALIFICATION



RESULTADOS
RESULTS

Rk	Bib No	Name	NOC Code	Position	Series				Sub Total	Total	Remarks
					1	2	3	4			
12	1153	QUEZADA MARQUEZ Carlos	MEX	Kneeling	98	94	95	93	380		
				Prone	98	99	99	96	392		
				Standing	92	93	96	91	372	**1144- 41x**	
13	1079	PARADA Anyelo	CHI	Kneeling	94	99	95	94	382		
				Prone	97	96	98	97	388		
				Standing	93	95	95	91	374	**1144- 40x**	
14	1101	QUINTANILLA Rainier	CUB	Kneeling	94	96	98	95	383		
				Prone	96	97	100	97	390		
				Standing	91	87	96	92	366	**1139- 35x**	
15	1067	SYCH Grzegorz	CAN	Kneeling	95	96	95	93	379		
				Prone	97	98	99	99	393		
				Standing	92	94	92	88	366	**1138- 38x**	
16	1062	LAPOINTE Tommy	CAN	Kneeling	97	95	95	90	377		
				Prone	100	99	99	98	396		
				Standing	90	93	91	87	361	**1134- 43x**	
17	1112	SANTACRUZ Cristian	ECU	Kneeling	95	95	96	95	381		
				Prone	95	96	97	97	385		
				Standing	95	92	94	87	368	**1134- 40x**	
18	1135	SANDOVAL Octavio	GUA	Kneeling	93	97	93	96	379		
				Prone	98	99	99	97	393		
				Standing	89	91	93	88	361	**1133- 40x**	
19	1125	CHINCHILLA PEREZ Allan	GUA	Kneeling	94	94	95	92	375		
				Prone	94	98	99	99	390		
				Standing	95	90	89	93	367	**1132- 35x**	
20	1115	GUTIERREZ Israel	ESA	Kneeling	95	94	95	96	380		
				Prone	93	94	95	96	378		
				Standing	90	95	91	97	373	**1131- 38x**	
21	1089	SEPULVEDA Edgardo	CRC	Kneeling	94	93	96	93	376		
				Prone	97	97	99	99	392		
				Standing	84	92	92	94	362	**1130- 36x**	
22	1088	CHAMBERLAIN Roberto	CRC	Kneeling	97	95	92	94	378		
				Prone	99	95	94	97	385		
				Standing	90	95	87	92	364	**1127- 31x**	
23	1185	MEJIA Miguel	PER	Kneeling	91	96	91	92	370		
				Prone	94	95	98	96	383		
				Standing	92	85	92	86	355	**1108- 20x**	



POLÍGONO LAS PALMAS
LAS PALMAS RANGE

MAR TUE
30 JUL 2019
9:00

TIRO
SHOOTING

HOMBRES 50M RIFLE 3 POSICIONES
MEN'S 50M RIFLE 3 POSITIONS

CALIFICATORIA
QUALIFICATION



RESULTADOS
RESULTS

Rk	Bib No	Name	NOC Code	Position	Series 1	2	3	4	Sub Total	Total	Remarks
24	1120	PREZA Noe	ESA	Kneeling	91	87	90	94	362		
				Prone	94	95	94	93	376		
				Standing	85	92	88	92	357	**1095- 21x**	
25	1028	CHAMBI MEJÍA Gabriel Marco	BOL	Kneeling	86	87	89	90	352		
				Prone	99	99	94	96	388		
				Standing	88	86	85	85	344	**1084- 21x**	
26	1002	DURAN FIGUEROA Hosman Antonio	DOM	Kneeling	93	88	91	87	359		
				Prone	95	99	97	95	386		
				Standing	77	87	80	80	324	**1069- 22x**	
	1105	CAMACHO Milton	ECU	Kneeling							
				Prone							
				Standing							DNS

10 Mts Pistola de Aire Femenino

POLÍGONO LAS PALMAS
LAS PALMAS RANGE

SÁB SAT
27 JUL 2019
9:00

TIRO
SHOOTING

MUJERES 10M PISTOLA DE AIRE
WOMEN'S 10M AIR PISTOL

CALIFICATORIA
QUALIFICATION

RESULTADOS
RESULTS

(FINAL START TIME 11:30)

	(Records)					
QPR	386	ANTHONY Courtney	USA	12 JUL 2015	PAG	Toronto (CAN)
QWR	587	KORAKAKI Anna	GRE	12 MAY 2018	WC	Fort Benning (USA)

Rk	Bib No	Name	NOC Code	Series						Total	Remarks
				1	2	3	4	5	6		
1	1211	MAUTONE Julieta	URU	94	92	96	96	95	95	568-17x	QF, QPR
2	1069	VASILEVA Yanka	CAN	92	94	95	95	94	97	567-15x	QF
3	1093	GONZÁLEZ Sheyla	CUB	93	94	96	96	96	91	566-14x	QF
4	1149	NAVA CARO Mariana	MEX	95	91	97	94	92	93	562-15x	QF
5	1111	PÉREZ Andrea	ECU	94	94	96	94	92	92	562-15x	QF
6	1202	VALENTIN Jennifer	PUR	94	96	94	95	89	93	561-14x	QF
7	1097	PÉREZ Laina	CUB	93	92	90	95	96	95	561-13x	QF
8	1216	GRANADOS Nathalia	USA	90	94	95	93	95	94	561-11x	QF
9	1229	TODOROVA Miglena	USA	95	93	91	92	94	93	558- 9x	
10	1086	RUEDA VARGAS Juana	COL	95	93	94	93	90	93	558- 9x	
11	1129	LINARES Kimberly	GUA	92	95	94	89	95	92	557-11x	
12	1126	CRUZ MONZÓN Delmi	GUA	92	93	95	92	94	91	557- 7x	
13	1109	DURANGO Diana	ECU	91	92	92	94	92	94	555-13x	
14	1155	QUEZADA Karen	MEX	92	92	92	93	92	94	555- 8x	
15	1036	CARVALHO MOURA Thais	BRA	92	91	93	91	95	92	554-10x	
16	1085	MONDOL CUELLAR Amanda Haydee	COL	90	92	94	91	92	92	551- 9x	
17	1017	RAMOS Laura Cecilia	ARG	91	89	91	92	94	93	550- 4x	
18	1038	DE CASTRO Rachel	BRA	91	86	94	95	90	92	548- 6x	
19	1018	RAVIER SISTERNA Rocio Celeste N	ARG	90	90	92	94	89	91	546- 8x	
20	1056	BRITTON Kimberly	CAN	92	92	88	93	88	92	545- 7x	
21	1188	QUINTANILLA Miriam	PER	93	91	88	93	89	90	544- 7x	
22	1177	BECERRA Annia	PER	93	90	90	95	88	87	543- 7x	
23	1116	LANDAVERDE Erika	ESA	86	88	89	93	91	94	541- 6x	
24	1078	NÚÑEZ Jocelyn	CHI	90	91	91	88	93	87	540- 6x	
25	1204	BULLEN JONES Marsha	TTO	86	91	87	92	86	91	533- 9x	
26	1114	DOMINGUEZ Ashely	ESA	86	88	92	85	93	86	530- 5x	
27	1139	GALLO Sthephany	HON	93	91	86	85	86	87	528- 4x	
28	1006	MATA GONZALEZ Victoria	DOM	81	90	88	90	88	85	522- 3x	
29	1140	RAMIREZ Pamela	HON	85	86	86	86	89	88	520- 9x	

Legend:							
PAG	Pan American Games	QF	Qualified for Finals	QPR	Pan American Record		
QWR	Qualification World Record			Rk	Rank	WC	World Cup
x	Inner Ten						

Delegación de Tiro al Plato

Nombre	Función
Eduardo José Lorenzo Casasnovas	Atleta
David Yunes David	Atleta
Félix Domingo Hermida Toca	Atleta
Julio Elizardo Dujarric Lembcke	Atleta
José Antonio Mera	Delegado
Simone Gissi	Entrenador

POLÍGONO LAS PALMAS
LAS PALMAS RANGE

MAR TUE
30 JUL 2019
9:00

TIRO
SHOOTING

HOMBRES FOSA
MEN'S TRAP

CALIFICATORIA
QUALIFICATION

RESULTADOS
RESULTS

(FINAL START TIME 14:30)

(Records)

QPR	124	BASTOS Rodrigo	BRA	3 AUG 2003	PAG	Santo Domingo (DOM)
QWR	125	PELLIELO Giovanni	ITA	1 APR 1994	WC	Nicosia (CYP)

Rank	Bib No	Name	NOC Code	Day 1		Day 2			Qualification		Remarks
				1	2	3	4	5	Score	S-Off	
1	1150	OROZCO DÍAZ Jorge	MEX	25	25	25	25	23	123		QF
2	1183	DE SOUZA Alessandro	PER	23	25	24	25	25	122		QF
3	1217	HALDEMAN Derek	USA	24	24	25	23	24	120	+5	QF
4	1052	SCHMITS Roberto	BRA	23	23	25	25	24	120	+4	QF
5	1213	BURROWS Brian	USA	24	24	23	24	24	119		QF
6	1068	VAN HAAREN Matthew	CAN	23	22	23	24	24	116	+1	QF
7	1172	TAYLOR Eduardo Elias	PAN	23	25	22	23	23	116	+0	
8	1181	CILLONIZ Asier	PER	21	22	24	23	25	115		
8	1084	CARO GUARNIERI Danilo	COL	23	23	23	23	23	115		
9	1048	MENEGHEL SILVEIRA Fernando	BRA	24	25	24	19	23	115		
10	1123	BROL Jean	GUA	23	23	24	23	22	115		
11	1208	GONZALEZ Franco	URU	25	21	24	24	21	115		
12	1075	DAPELO Gianluca	CHI	24	23	25	23	20	115		
14	1071	WENNBERG Curtis	CAN	22	23	21	25	23	114		
15	1238	MARTINEZ Leonel	VEN	23	21	23	24	22	113		
16	1083	VERGARA Claudio	CHI	23	24	22	21	22	112		
17	1170	GARCIA Manuel	PAN	21	22	23	21	24	111		
17	1005	LORENZO CASASNOVAS Eduardo Jose	DOM	22	20	25	21	23	111		
19	1008	BORELLO Fernando	ARG	21	20	24	23	22	110		
19	1007	YUNES DAVID David	DOM	21	22	23	24	20	110		
21	1143	BALBOA Jesus	MEX	21	22	20	22	22	107		
21	1122	BROL Hebert	GUA	24	17	24	21	21	107		
22	1021	VIDAL SANZ Fernando Luis	ARG	21	23	21	21	21	107		
24	1027	AVILES ARROYO Henry	BOL	20	21	21	22	22	106		
25	1026	STJOHN Justin Michael	BAR	22	21	20	21	19	103		



POLÍGONO LAS PALMAS
LAS PALMAS RANGE

MAR TUE
30 JUL 2019
9:00

TIRO
SHOOTING

HOMBRES FOSA
MEN'S TRAP

CALIFICATORIA
QUALIFICATION





RESULTADOS
RESULTS

Rank	Bib No	Name	NOC Code	Day 1		Day 2			Qualification		Remarks
				1	2	3	4	5	Score	S-Off	
26	1173	GÓMEZ José	PAR	20	21	20	16	22	**99**		
26	1032	MENACHO FLORES César	BOL	19	18	20	21	21	**99**		
27	1174	REICHARDT Paulo	PAR	20	22	22	18	17	**99**		
29	1203	AUERBACH JR Robert	TTO	18	24	16	20	18	**96**		
30	1199	PEREZ LANZA Pedro	PUR	18	18	19	19	20	**94**		
31	1206	MARAJ Anthony	TTO	9	10	8	7	9	**43**		



POLÍGONO LAS PALMAS
LAS PALMAS RANGE

SÁB SAT
3 AUG 2019
9:00

TIRO
SHOOTING

HOMBRES SKEET
MEN'S SKEET

CALIFICATORIA
QUALIFICATION



RESULTADOS
RESULTS

(FINAL START TIME 14:30)

(Records)

QPR	121	GIL Federico	ARG	18 JUL 2015	PAG	Toronto (CAN)
QWR	125	LUCHINI Valerio	ITA	9 JUL 2014	WC	Beijing (CHN)

Rank	Bib No	Name	NOC Code	Day 1		Day 2			Qualification		Remarks
				1	2	3	4	5	Score	S-Off	
1	1136	SCHAEFFER Juan	GUA	24	25	25	25	24	123		QF, QPR
2	1215	ELLIOTT Christian	USA	25	24	24	25	24	122	+4	QF
3	1076	FLORES Héctor	CHI	24	25	24	25	24	122	+3+2	QF
3	1059	CURRAN-ROUTLEDGE Trysten	CAN	25	25	23	25	24	122	+3+1	QF
5	1219	JUNGMAN Phillip	USA	24	24	25	23	24	120	+2	QF
6	1186	PACHECO Nicolas	PER	24	24	25	24	23	120	+1+2	QF
6	1001	DUJARRIC Julio Elisardo	DOM	24	24	22	25	25	120	+1+1	
8	1073	ATALAH MOYA Jorge	CHI	25	24	23	23	23	118		
8	1145	GALLARDO Luis	MEX	25	23	23	25	22	118		
10	1203	AUERBACH JR Robert	TTO	23	21	24	25	24	117		
10	1065	MCBRIDE Richard	CAN	25	21	23	24	24	117		
11	1003	HERMIDA TOCA Felix Domingo	DOM	21	25	25	24	22	117		
12	1019	ROMERO Ariel Walter	ARG	24	22	25	24	22	117		
14	1160	SEGOVIA Carlos	MEX	24	24	22	23	23	116		
14	1012	GIL Federico Gonzal	ARG	25	22	25	23	21	116		
16	1133	ROMERO Santiago	GUA	23	23	24	23	22	115		
17	1102	RODRÍGUEZ Juan Miguel	CUB	24	24	19	24	23	114		
17	1108	DE GENNA Mario	ECU	22	22	25	22	23	114		
18	1200	PIZARRO Miguel	PUR	25	25	21	21	22	114		
20	1034	ARAUJO PORTELA Renato	BRA	24	22	22	21	23	112		
21	1104	TORRES Guillermo	CUB	21	20	23	24	23	111		
22	1184	MACPHERSON Rodolfo	PER	21	22	22	23	21	109		
23	1054	VENDRUSCOLO Jose	BRA	21	23	17	25	22	108		
23	1025	MASKELL Michael John	BAR	21	23	20	24	20	108		
25	1142	SASSO Christian	JAM	22	19	19	22	21	103		



POLÍGONO LAS PALMAS
LAS PALMAS RANGE

SÁB SAT
3 AUG 2019
9:00

TIRO
SHOOTING

HOMBRES SKEET
MEN'S SKEET

CALIFICATORIA
QUALIFICATION





RESULTADOS
RESULTS

Rank	Bib No	Name	NOC Code	Day 1		Day 2			Qualification		Remarks
				1	2	3	4	5	Score	S-Off	
26	1169	CHU Marco Aurelio	PAN	21	21	17	20	22	**101**		
27	1175	VALIENTE Antonio	PAR	18	21	18	21	22	**100**		
28	1141	BARNES Shaun	JAM	16	20	17	15	19	**87**		



TRIATLÓN

Delegación de Triatlón

Nombre	Función
Camila Romero Taveras	Atleta
Alfonso Gonzalez Comendador	Entrenador
Franklin De la Cruz Suero	Delegado



Playa Agua Dulce
Playa Agua Dulce

SAT 27 JUL 2019

Triatlon
Triathlon

Femenino Individual
Women Individual



Resultados Oficiales
Results

Rank	Race No.	Name	NOC Code	Swim		T1		Bike		T2		Run		Total Time	Time Diff.
				Time	Rk	Time	Rk	Time	Rk	Time	Rk	Time	Rk		
1	1	Lusia BAPTISTA	BRA	**19:08**	**3**	**20:02**	**2**	**1:25:3**	**8**	**1:25:5**	**1**			**2:00:55**	
						0:55	8	1:05:28	8	0:27	2	34:58	1		
2	4	Vittoria LOPES	BRA	**18:32**	**1**	**19:26**	**1**	**1:24:3**	**1**	**1:25:5**	**7**			**2:01:27**	**+0:33**
						0:54	6	1:05:06	7	1:29	27	35:28	2		
3	3	PEREZ FLORES Cecilia Gabriel	MEX	**19:53**	**10**	**20:49**	**12**	**1:25:2**	**6**	**1:25:5**	**3**			**2:02:07**	**+1:13**
						0:56	10	1:04:41	3	0:29	7	36:10	5		
4	14	CHASE Sophie	USA	**19:47**	**4**	**20:45**	**4**	**1:25:2**	**2**	**1:25:5**	**7**			**2:02:28**	**+1:34**
						0:58	16	1:04:43	6	0:32	19	36:30	6		
5	5	RIVEROS DIAZ Barbara Catalin	CHI	**19:52**	**5**	**20:47**	**7**	**1:25:2**	**3**	**1:25:5**	**6**			**2:02:42**	**+1:48**
						0:56	11	1:04:41	4	0:31	15	36:44	8		
6	8	RAGA PRIETO Lina Maria	COL	**19:52**	**6**	**20:49**	**13**	**1:25:2**	**3**	**1:25:5**	**4**			**2:02:58**	**+2:04**
						0:58	15	1:04:39	2	0:30	13	37:01	9		
7	10	AMAT ALVAREZ Leslie	CUB	**19:52**	**8**	**20:48**	**11**	**1:25:3**	**7**	**1:25:5**	**5**			**2:03:19**	**+2:25**
						0:56	12	1:04:42	5	0:29	8	37:21	10		
8	11	RIVAS VEGA Claudia	MEX	**19:56**	**14**	**20:55**	**14**	**1:25:2**	**5**	**1:25:5**	**2**			**2:03:22**	**+2:28**
						0:59	17	1:04:35	1	0:29	6	37:25	11		
9	7	BIAGIOLI Romina Natali	ARG	**19:56**	**12**	**20:48**	**10**	**1:27:5**	**13**	**1:28:2**	**12**			**2:03:58**	**+3:04**
						0:53	2	1:07:05	13	0:30	12	35:37	3		
10	2	BRAVO INIGUEZ Elizabeth Maria	ECU	**20:02**	**17**	**20:55**	**15**	**1:27:5**	**10**	**1:28:2**	**11**			**2:03:59**	**+3:05**
						0:53	5	1:06:56	11	0:31	14	35:38	4		
11	9	Beatriz NERES	BRA	**20:05**	**19**	**21:04**	**19**	**1:27:5**	**9**	**1:28:1**	**9**			**2:04:49**	**+3:55**
						0:59	18	1:06:48	9	0:26	1	36:33	7		
12	6	ROMERO TINOCO Jessica Gabriel	MEX	**19:57**	**15**	**21:04**	**18**	**1:27:5**	**14**	**1:28:2**	**10**			**2:06:08**	**+5:13**
						1:07	26	1:06:49	10	0:28	5	37:48	12		
13	15	ROY Karol-Ann	CAN	**19:54**	**11**	**20:46**	**5**	**1:27:5**	**11**	**1:28:2**	**13**			**2:06:20**	**+5:26**
						0:53	3	1:07:06	14	0:31	17	37:58	13		
14	27	EVENSON Avery	USA	**19:07**	**2**	**20:06**	**3**	**1:28:4**	**15**	**1:29:1**	**15**			**2:08:20**	**+7:26**
						0:59	19	1:08:36	15	0:34	23	39:05	15		
15	18	SALAZAR EZQUERRA Macarena Andrea	CHI	**19:52**	**7**	**20:47**	**9**	**1:27:5**	**12**	**1:28:2**	**14**			**2:08:38**	**+7:44**
						0:56	9	1:07:05	12	0:32	20	40:16	17		
16	17	ENGLAND Mary Alex	USA	**19:53**	**9**	**20:47**	**8**	**1:30:4**	**16**	**1:31:1**	**17**			**2:10:12**	**+9:18**
						0:55	7	1:10:01	17	0:32	21	38:53	14		



VELA

Delegación de Vela

Nombre	Función
Cristino Alexander Soto Liriano	Atleta
Esneiry Pérez	Atleta
Javier Ocariz	Entrenador
Irina Pérez Leroux	Delegada
Wilfredo Batista Docampo	Entrenador



BAHÍA DE PARACAS
BAHIA DE PARACAS

MAR TUE
6 AUG 2019
14:00

VELA
SAILING

KITEBOARDER ABIERTO
OPEN KITEBOARDER

SERIES DE APERTURA
OPENING SERIES





RESULTADOS DE CARRERA

INDIVIDUAL RACE RESULTS

RACE 6

	Marks	
	Start	Finish
Wind direction:	210	210
Wind speed (kts):	13	13
Elapsed time of first boat:		

Rank	Name	Gender	NOC Code	Marks	Race Points
				Finish	
1	LOBO Bruno	M	BRA	1	1
2	CYR William	M	USA	2	2
3	VILLEGAS Xantos	M	MEX	3	3
4	LANDAUER Nicolas	M	URU	4	(4)
5	BRODEUR Michael	M	CAN	5	5
6	TYSON Tiger	M	ANT	6	6
7	PULIATTI Francesco	M	PER	7	7
8	FAZIO Jose	M	ARG	8	8
9	SOTO Cristino	M	DOM	9	(9)
10	MORA Jhon	M	COL	10	10

Note:
(1) A dash in a mark rounding column indicates that the boat's position was not recorded at that mark.
(2) Times shown under NOC are times behind the leader.

Legend:

(x)	Excluded score	**kts**	knots	**M**	Men

RESULTADOS DE CARRERA

INDIVIDUAL RACE RESULTS

RACE 7

	Marks	
	Start	Finish
Wind direction:	200	200
Wind speed (kts):	15	15
Elapsed time of first boat:		

Rank	Name	Gender	NOC Code	Marks Finish	Race Points
1	LOBO Bruno	M	BRA	1	1
2	LANDAUER Nicolas	M	URU	2	2
3	CYR William	M	USA	3	3
4	TYSON Tiger	M	ANT	4	4
5	VILLEGAS Xantos	M	MEX	5	(5)
6	PULIATTI Francesco	M	PER	6	6
7	BRODEUR Michael	M	CAN	7	(7)
8	SOTO Cristino	M	DOM	8	8
9	FAZIO Jose	M	ARG	9	9
10	MORA Jhon	M	COL	10	10

Note:
(1) A dash in a mark rounding column indicates that the boat's position was not recorded at that mark.
(2) Times shown under NOC are times behind the leader.

Legend:

(x)	Excluded score	**kts**	knots	**M**	Mori

BAHÍA DE PARACAS
BAHÍA DE PARACAS

MAR TUE
6 AUG 2019
14:00

VELA
SAILING

KITEBOARDER ABIERTO
OPEN KITEBOARDER

SERIES DE APERTURA
OPENING SERIES

LIMA 2019

RESULTADOS DE CARRERA
INDIVIDUAL RACE RESULTS

RACE 8

	Marks	
	Start	Finish
Wind direction:	200	200
Wind speed (kts):	15	15
Elapsed time of first boat:		

Rank	Name	Gender	NOC Code	Marks Finish	Race Points
1	LOBO Bruno	M	BRA	1	1
2	LANDAUER Nicolas	M	URU	2	2
3	CYR William	M	USA	3	3
4	VILLEGAS Xantos	M	MEX	4	4
5	BRODEUR Michael	M	CAN	5	5
6	TYSON Tiger	M	ANT	6	6
7	PULIATTI Francesco	M	PER	7	7
8	SOTO Cristino	M	DOM	8	8
9	MORA Jhon	M	COL	9	9
10	FAZIO Jose	M	ARG	10	(10)

Note:
(1) A dash in a mark rounding column indicates that the boat's position was not recorded at that mark.
(2) Times shown under NOC are times behind the leader.

Legend:
(x) Excluded score **kts** knots **M** Men



VOLEIBOL

Delegación de Voleibol

Nombre	Función
Annerys Victoria Vargas Valdez	Atleta
Bethania De la Cruz De Peña	Atleta
Brayelín Elizabeth Martínez	Atleta
Brenda Castillo	Atleta
Camil I. Domínguez Martínez	Atleta
Cándida Estefany Arias Pérez	Atleta
Gaila Ceneida Gonzalez López	Atleta
Jineiry Martínez	Atleta
Lisvel Elisa Eve Mejía	Atleta
Niverka Dharlenis Marte Frica	Atleta
Prisilla Altagracia Rivera Brens	Atleta
Gina Altagracia Mambrú Casilla	Atleta
Yonkaira Paola Peña Isabel	Atleta
Larysmer Martínez Caro	Atleta
José Adolfo Aybar Ramos	Delegado
Marcos Roberto Kwiek	Entrenador
Wagner Roberto Rocha Pacheco	Entrenador
Wilson Antonio Sánchez Duran	Entrenador
Yeivic Moisés Jiménez Pérez	Estadístico
Ricardo Oliboni	Fisioterapeuta
Joana Emiliana Pimentel Costa	Oficial
Cesar Adalio Villalona	Personal medico

2019 Lima, Panamerican Games - Women Competitions

P-2 Match result

Pool A

Match: 3	**Date:** 07/08/2019	**Spectators:** 3,500	
City: Lima			
Hall: Polideportivo El Callao			
Match duration:	**Start:** 18:30	**End:** 20:45	**Total:** 2:15

Teams	Sets	1	2	3	4	5	Total
DOM	3	26	27	22	27		102
COL	1	24	25	25	25		99
Duration:		0:28	0:34	0:30	0:34		2:06

Referees: Josmer Perez Broche (FIV) & Karina Noemi Rene (ARG)

DOM - Dominican Republic

No	Name	Pos.	Line-up 1	2	3	4	5	Points by set 1	2	3	4	5	T.
1	Valdez	MB		7		21							
3	Eve	MB	3	1	5	5		3	4		1		8
5	Castillo (L)	L	L	L	L	L							
6	Dominguez	S			21								
7	Marte	S	1	5	3	3				2	2		4
8	Arias	MB	7			7							
14	Rivera (C)	WS	5	3	1	1		2	2	2	3		9
16	Peña Isabel	WS		21									
18	De La Cruz	WS	2	6	4	4		2	5	1	9		17
20	Martinez B	WS	4	2	6	6		8	6	7	6		27
21	Martinez J	MB	6	4	2	2		2	5	4	1		12
23	Gonzalez	OP	14		7	20					1		1

Coach: Kwiek Marcos
Assistant: Rocha Pacheco Wagner Roberto

COL - Colombia

No	Name	Pos.	Line-up 1	2	3	4	5	Points by set 1	2	3	4	5	T.
1	Darlevis	MB	3	3	3			5					5
3	Dayana	OP	4	4	4	4		6	2	1			9
5	Ana Karina	WS	18			18							
6	Valerin	MB	6	6	6	6			3	4	3		10
9	Juliana	WS	6	1		6							
13	Camila (L)	L	L	L	L	L							
14	Angie Melisa	S		3	3	16							
15	Maria Alejandra (C)	S	1	1	1	1		1			1		2
16	Melissa R.	MB			1	3				3	3		6
18	Margarita	WS	2	2	2	2		4	7	5	3		19
19	Amanda	WS	5	5	5	5		4	3	3	8		18
20	Veronica	OP		15	15					2			2

Coach: Rizola Neto Antonio
Assistant: Silva Grisales Bryan

TEAMS AND PLAYERS PERFORMANCES

Won Points	Total Atts	No	Name	Scoring Skills	Won Points	Total Atts	No	Name
58	175		Total Team	Spike	58	170		Total Team
25	54	20	Martinez B		17	37	18	Margarita
15	43	18	De La Cruz		16	57	19	Amanda
7	36	14	Rivera		8	33	3	Dayana
14	69		Total Team	Block	8	69		Total Team
6	16	21	Martinez J		3	8	16	Melissa R.
3	26	3	Eve		3	18	6	Valerin
2	6	18	De La Cruz		1	10	18	Margarita
6	101		Total Team	Serve	5	100		Total Team
2	16	3	Eve		2	20	19	Amanda
2	21	7	Marte		1	9	1	Darlevis
1	19	14	Rivera		1	16	18	Margarita
24			Total Team	Opp. error	28			Total Team
102	345		Total Team	Total	99	339		Total Team
27	73	20	Martinez B	Best scorers	19	63	18	Margarita
17	61	18	De La Cruz		18	90	19	Amanda
12	45	21	Martinez J		10	41	6	Valerin

■ Starting line-up with position Atts = Attempts (C) = Captain MB = Middle blocker S = Setter
☐ Substitute with shirt number Opp. = Opponent (L) / L = Libero OP = Opposite spiker WS = Wing spiker

2019 Lima, Panamerican Games - Women Competitions

P-2 Match result (in progress)

Pool A

Match: 7	**Date:** 08/08/2019	**Spectators:** 3,880	
City: Lima			
Hall: Polideportivo El Callao			
Match duration:	**Start:** 18:30	**End:** 19:57	**Total:** 1:27

Teams	Sets	1	2	3	4	5	Total
DOM	3	25	25	25			75
CAN	0	16	22	23			61
Duration:		0:24	0:28	0:29			1:21

Referees: Karina Noemi Rene (ARG) & Hector Ortiz (PUR)

DOM - Dominican Republic

No	Name	Pos.	Line-up 1	2	3	4	5	Points by set 1	2	3	4	5	T.
1	Valdez	MB			[7]								
3	Eve	MB	■1	■1	■1			3					3
5	Castillo (L)	L	L	L	L								
6	Dominguez	S		[21]									
7	Marte	S	■5	■5	■5								
8	Arias	MB											
14	Rivera (C)	WS	■3	■3	■3			3	3	4			10
16	Peña Isabel	WS		[7]									
18	De La Cruz	WS	■6	■6	■6			4	6	1			11
20	Martinez B	WS											
21	Martinez J	MB	■4	■4	■4			3	4	6			13
23	Gonzalez	OP	■2	■2	■2			4	6	2			12

Coach: Kwiek Marcos

Assistant: Rocha Pacheco Wagner Roberto

CAN - Canada

No	Name	Pos.	Line-up 1	2	3	4	5	Points by set 1	2	3	4	5	T.
6	White	OP	■4	■4	■3			3	1				4
7	Beamish (C)	WS	■5	■2	■1				4	4			8
8	Ogoms	MB	■3	■3	■2			1	3	1			5
9	Kovac	OP		[6]	[6]					5			5
14	Van Buskirk	MB	■6	■6	■5			1	2	4			7
15	Chase	WS	■2	■5	■4			2	3	2			7
16	Howe	WS	[7]					1					1
17	Moncks (L)	L	L	L	L								
18	Robitaille	S	[22]	■1	■6				1	2			3
21	Sproule	WS											
22	Cyr	S	■1					1					1
25	Beedie	MB	[14]										

Coach: WINZER Shannon

Assistant: HOFER Ryan

TEAMS AND PLAYERS PERFORMANCES

Won Points	Total Atts	No	Name	Scoring Skills	Won Points	Total Atts	No	Name
39	**105**	**Total**	**Team**	**Spike**	**32**	**106**	**Total**	**Team**
10	18	21	Martinez J		7	20	7	Beamish
10	29	23	Gonzalez		5	16	14	Van Buskirk
9	26	18	De La Cruz		5	11	9	Kovac
5	**41**	**Total**	**Team**	**Block**	**6**	**53**	**Total**	**Team**
2	8	3	Eve		2	7	15	Chase
1	8	21	Martinez J		1	11	14	Van Buskirk
1	8	18	De La Cruz		1	6	22	Cyr
5	**74**	**Total**	**Team**	**Serve**	**3**	**62**	**Total**	**Team**
2	15	21	Martinez J		1	9	8	Ogoms
1	7	18	De La Cruz		1	7	14	Van Buskirk
1	11	14	Rivera		1	12	15	Chase
26		**Total**	**Team**	**Opp. error**	**20**		**Total**	**Team**
75	**220**	**Total**	**Team**	**Total**	**61**	**221**	**Total**	**Team**
13	41	21	Martinez J	**Best scorers**	8	35	7	Beamish
12	48	23	Gonzalez		7	34	14	Van Buskirk
11	41	18	De La Cruz		7	44	15	Chase

■ Starting line-up with position Atts = Attempts (C) = Captain MB = Middle blocker S = Setter

□ Substitute with shirt number Opp. = Opponent (L) / L = Libero OP = Opposite spiker WS = Wing spiker

2019 Lima, Panamerican Games - Women Competitions

P-2 Match result

Pool A

Match: 12	**Date:** 09/08/2019	**Spectators:** 5,331	
City: Lima			
Hall: Polideportivo El Callao			
Match duration:	**Start:** 21:12	**End:** 22:32	**Total:** 1:20

Teams	Sets	1	2	3	4	5	Total
PER	**0**	19	16	17			52
DOM	**3**	25	25	25			75
	Duration:	0:24	0:23	0:27			1:14

Referees: Hector Ortiz (PUR) & Andrew Robb (CAN)

PER - Peru

No	Name	Pos.	Line-up 1	2	3	4	5	Points by set 1	2	3	4	5	T.
1	Aquino	WS	11		11								
3	Uribe	OP	10	10	4			1		3			4
4	Guerrero	MB											
5	Palacios (L)	L	L	L	L								
6	Muñoz	S	23	23									
8	Frias	WS		15	2				1				1
10	La Rosa	S	1	1	1				1				1
11	Yllescas	MB	6	6	6			1	4	1			6
12	Leyva	WS	5	5	5			4	5	5			14
15	Ortiz (C)	WS	2	2	8			4		2			6
20	De La Peña	MB	3	3	3					2			2
23	Mc Leod	OP	4	4				3	1				4

Coach: Hervas Tirado Francisco Manuel
Assistant: Caceres Pawlinkowski Jose Antonio

DOM - Dominican Republic

No	Name	Pos.	Line-up 1	2	3	4	5	Points by set 1	2	3	4	5	T.
1	Valdez	MB	7	21	5			1		3			4
3	Eve	MB	5	5	7			2					2
5	Castillo (L)	L	L	L	L								
6	Dominguez	S			23								
7	Marte	S	3	3	3				2				2
8	Arias	MB			21					4			4
14	Rivera (C)	WS	1	1				5	1				6
16	Peña Isabel	WS		14	1				3	3			6
18	De La Cruz	WS	4	4	4			5	7	7			19
20	Martinez B	WS											
21	Martinez J	MB	2	2	2			4	2				6
23	Gonzalez	OP	6	6	6			3	5	5			13

Coach: Kwiek Marcos
Assistant: Rocha Pacheco Wagner Roberto

TEAMS AND PLAYERS PERFORMANCES

Won Points	Total Atts	No Name	Scoring Skills	Won Points	Total Atts	No Name
30	**100**	**Total Team**	**Spike**	**46**	**107**	**Total Team**
13	34	12 Leyva		13	26	18 De La Cruz
5	9	11 Yllescas		12	29	23 Gonzalez
4	15	23 Mc Leod		6	12	16 Peña Isabel
6	**44**	**Total Team**	**Block**	**8**	**43**	**Total Team**
3	5	15 Ortiz		2	5	18 De La Cruz
1	7	11 Yllescas		2	5	3 Eve
1	7	10 La Rosa		2	9	1 Valdez
2	**54**	**Total Team**	**Serve**	**8**	**73**	**Total Team**
1	13	12 Leyva		4	11	18 De La Cruz
1	3	3 Uribe		1	12	7 Marte
0	4	11 Yllescas		1	11	23 Gonzalez
14		**Total Team**	**Opp. error**	**13**		**Total Team**
52	**198**	**Total Team**	**Total**	**75**	**223**	**Total Team**
14	54	12 Leyva	**Best scorers**	19	42	18 De La Cruz
6	25	15 Ortiz		13	45	23 Gonzalez
6	20	11 Yllescas		6	33	14 Rivera

■ Starting line-up with position Atts = Attempts (C) = Captain MB = Middle blocker S = Setter
□ Substitute with shirt number Opp. = Opponent (L) / L = Libero OP = Opposite spiker WS = Wing spiker

TABLA DE RESULTADOS-RONDA PRELIMINAR [P4] As of 9 AUG 2019

RESULTS TABLE-PRELIMINARY ROUND [P4]

P4

Pool A				Points per Set					Total Points	Match Duration	Spectators
Match	Date	Teams	Sets	1	2	3	4	5			
3	7 AUG 2019	DOM vs COL	3-1	26-24	27-25	22-25	27-25		102-99	2h15m	3,500
4	7 AUG 2019	PER vs CAN	3-1	25-17	25-21	22-25	25-18		97-81	1h57m	5,000
7	8 AUG 2019	DOM vs CAN	3-0	25-16	25-22	25-23			75-61	1h27m	3,880
8	8 AUG 2019	PER vs COL	1-3	25-21	22-25	21-25	22-25		90-96	2h08m	5,000
11	9 AUG 2019	COL vs CAN	3-1	25-18	25-19	19-25	25-20		94-82	2h07m	3,025
12	9 AUG 2019	PER vs DOM	0-3	19-25	16-25	17-25			52-75	2h02m	5,231

Pool B				Points per Set					Total Points	Match Duration	Spectators
Match	Date	Teams	Sets	1	2	3	4	5			
1	7 AUG 2019	BRA vs PUR	3-0	25-16	25-16	25-15			75-47	1h30m	2,500
2	7 AUG 2019	USA vs ARG	2-3	17-25	17-25	25-20	25-18	10-15	94-103	2h15m	2,190
5	8 AUG 2019	BRA vs ARG	0-3	23-25	19-25	23-25			65-75	1h34m	3,100
6	8 AUG 2019	USA vs PUR	3-2	25-19	19-25	21-25	25-16	15-9	105-94	2h25m	3,420
9	9 AUG 2019	USA vs BRA	0-3	21-25	22-25	17-25			60-75	1h34m	4,500
10	9 AUG 2019	PUR vs ARG	3-1	21-25	25-16	26-24	25-23		97-88	2h01m	3,890

Statistics of	Average match duration	Average spectators	Total spectators
Preliminary Round	1h56m	3,769	45,236

Pool A																	
Rank	Team	Points	Matches			Results Details						Points			Sets		
			Played	Won	Lost	3-0	3-1	3-2	2-3	1-3	0-3	Won	Lost	Ratio	Won	Lost	Ratio
1	DOM	14	3	3	0	2	1					252	212	1.188	9	1	9.000
2	COL	9	3	2	1		2			1		289	274	1.054	7	5	1.399
3	PER	5	3	1	2		1			1	1	239	252	0.948	4	7	0.571
4	CAN	2	3	0	3					2	1	224	266	0.842	2	9	0.222

Pool B																	
Rank	Team	Points	Matches			Results Details						Points			Sets		
			Played	Won	Lost	3-0	3-1	3-2	2-3	1-3	0-3	Won	Lost	Ratio	Won	Lost	Ratio
1	BRA	10	3	2	1	2					1	215	182	1.181	6	3	2.000
2	ARG	9	3	2	1	1		1		1		266	256	1.039	7	5	1.399
3	PUR	6	3	1	2		1		1		1	238	268	0.888	5	7	0.714
4	USA	5	3	1	2			1	1		1	259	272	0.952	5	8	0.625

Legend:					
L	Lost	Pts	Standings points	Ratio	Ratio of points or sets won/lost
Rk	Rank	Tot	Total	W	Won

2019 Lima, Panamerican Games - Women Competitions

P-2 Match result

Semifinals

Match: 16	**Date:** 10/08/2019	**Spectators:** 3,250	
City: Lima			
Hall: Polideportivo El Callao			
Match duration:	**Start:** 21:42	**End:** 23:39	**Total:** 1:57

Teams	Sets	1	2	3	4	5	Total
DOM	3	25	26	25	25		101
ARG	1	18	28	13	21		80
Duration:		0:25	0:33	0:24	0:28		1:50

Referees: Hector Ortiz (PUR) & James Alain Castillo Juscamaita (PER)

DOM - Dominican Republic

No	Name	Pos.	Line-up 1	2	3	4	5	Points by set 1	2	3	4	5	T.
1	Valdez	MB		14		7							
3	Eve	MB	5	5	3	1		3		2	1		6
5	Castillo (L)	L	L	L	L	L							
6	Dominguez	S											
7	Marte	S	3	3	1	2		1					1
8	Arias	MB											
14	Rivera (C)	WS	1	1	5	6		4	5	4			13
16	Peña Isabel	WS											
18	De La Cruz	WS	4	4	2	3		4	5	5	8		22
20	Martinez B	WS	6	6	4	5		4	6	9	7		26
21	Martinez J	MB	2	2	6	4		4	2	1	5		12
23	Gonzalez	OP		7		20							

Coach: Kwiek Marcos

Assistant: Rocha Pacheco Wagner Roberto

ARG - Argentina

No	Name	Pos.	Line-up 1	2	3	4	5	Points by set 1	2	3	4	5	T.
1	Rodriguez	WS	1	3	2	3		2	2	1	5		10
2	Acosta	WS			14	14				1	1		2
3	Nizetich	WS	4	6	5	6		2	1	3	1		7
4	Bulaich	WS	5	8	1			3		2			5
5	Fresco	OP	3	5	4	5		2	11	2	2		17
8	Michel Tosi	MB	17	4	3				1				1
11	Lazcano (C)	MB	5	1	6	1		4	5		3		12
12	Rizzo (L)	L	L	L	L	L							
14	Mayer	S	6	2	1	2							
15	Fortuna	WS	1	1		17							
17	Herrera	MB	2			4							
20	Galiano	S	11	11	5	5		1					1

Coach: FERRARO HERNAN

Assistant: SILVA MARCELO

TEAMS AND PLAYERS PERFORMANCES

Won Points	Total Atts	No	Name	Scoring Skills
63	**156**		**Total Team**	
26	59	20	Martinez B	**Spike**
21	49	18	De La Cruz	
10	26	14	Rivera	
9	**63**		**Total Team**	
4	17	3	Eve	**Block**
3	14	21	Martinez J	
1	11	18	De La Cruz	
8	**100**		**Total Team**	
5	21	21	Martinez J	**Serve**
3	21	14	Rivera	
0	0	16	Peña Isabel	
21			**Total Team**	**Opp. error**
101	**319**		**Total Team**	**Total**
26	75	20	Martinez B	**Best scorers**
22	77	18	De La Cruz	
13	52	14	Rivera	

Won Points	Total Atts	No	Name
47	**144**		**Total Team**
16	53	5	Fresco
10	18	11	Lazcano
8	24	1	Rodriguez
5	**65**		**Total Team**
2	15	11	Lazcano
1	17	5	Fresco
1	12	8	Michel Tosi
3	**81**		**Total Team**
1	15	3	Nizetich
1	4	20	Galiano
1	9	1	Rodriguez
25			**Total Team**
80	**290**		**Total Team**
17	78	5	Fresco
12	42	11	Lazcano
10	37	1	Rodriguez

■ Starting line-up with position Atts = Attempts (C) = Captain MB = Middle blocker S = Setter

□ Substitute with shirt number Opp. = Opponent (L) / L = Libero OP = Opposite spiker WS = Wing spiker

2019 Lima, Panamerican Games - Women Competitions

P-2 Match result

Final 1-2 (Places 1 and 2)

Match: 18	**Date:** 11/08/2019 **Spectators:** 4,588
City:	Lima
Hall:	Polideportivo El Callao
Match duration:	**Start:** 11:15 **End:** 13:26 **Total:** 2:11

Teams	Sets	1	2	3	4	5	Total
COL	1	20	25	25	16		86
DOM	3	25	19	27	25		96
Duration:		0:31	0:29	0:35	0:27		2:02

Referees: Karina Noemi Rene (ARG) & Andrew Robb (CAN)

COL - Colombia

No	Name	Pos.	Line-up 1	2	3	4	5	Points by set 1	2	3	4	5	T.
1	Darlevis	MB											
3	Dayana	OP	4	3	4	3		5	8	5	4		22
5	Ana Karina	WS	15	18	15	15				4	3		7
6	Valerin	MB	6	5	6	5		1	1	3	1		6
9	Juliana	WS	6		16								
13	Camila (L)	L	L	L	L	L							
14	Angie Melisa	S	3	3	3	3							
15	Maria Alejandra (C)	S	1	6	1	6		1	1				2
16	Melissa R.	MB	3	2	3	2		2	1				3
18	Margarita	WS	2	1	2	1		2	2	3	1		8
19	Amanda	WS	5	4	5	4		4	6	7	5		22
20	Veronica	OP		15									

Coach: Rizola Neto Antonio
Assistant: Silva Grisales Bryan

DOM - Dominican Republic

No	Name	Pos.	Line-up 1	2	3	4	5	Points by set 1	2	3	4	5	T.
1	Valdez	MB			14	14							
3	Eve	MB	3	3	1	5		4	1	2	3		10
5	Castillo (L)	L	L	L	L	L							
6	Dominguez	S		3									
7	Marte	S	1	1	5	3		1					1
8	Arias	MB											
14	Rivera (C)	WS	5	5	3	1		4	4	4	3		15
16	Peña Isabel	WS											
18	De La Cruz	WS	2	2	6	4		4		5	9		18
20	Martinez B	WS	4	4	2	6		6	5	8	5		24
21	Martinez J	MB	6	6	4	2		1	3	4	1		9
23	Gonzalez	OP	7	7	7	20							

Coach: Kwiek Marcos
Assistant: Rocha Pacheco Wagner Roberto

TEAMS AND PLAYERS PERFORMANCES

Won Points	Total Atts	No	Name	Scoring Skills	Won Points	Total Atts	No	Name
61	**161**	**Total**	**Team**	Spike	**64**	**154**	**Total**	**Team**
21	47	3	Dayana		22	57	20	Martinez B
19	51	19	Amanda		16	29	18	De La Cruz
7	25	18	Margarita		13	36	14	Rivera
5	**59**	**Total**	**Team**	Block	**9**	**77**	**Total**	**Team**
2	7	19	Amanda		5	23	3	Eve
1	5	18	Margarita		1	14	14	Rivera
1	13	6	Valerin		1	6	18	De La Cruz
4	**87**	**Total**	**Team**	Serve	**4**	**95**	**Total**	**Team**
1	12	16	Melissa R.		1	15	14	Rivera
1	15	6	Valerin		1	15	18	De La Cruz
1	16	15	Maria Alejandra		1	14	3	Eve
16		**Total**	**Team**	Opp. error	**19**		**Total**	**Team**
86	**307**	**Total**	**Team**	Total	**96**	**326**	**Total**	**Team**
22	72	19	Amanda	Best scorers	24	86	20	Martinez B
22	67	3	Dayana		18	50	18	De La Cruz
8	40	18	Margarita		15	65	14	Rivera

■ Starting line-up with position Atts = Attempts (C) = Captain MB = Middle blocker S = Setter
□ Substitute with shirt number Opp. = Opponent (L) / L = Libero OP = Opposite spiker WS = Wing spiker

Líderes de equipo

2019 Lima, Panamerican Games - Women Competitions

P-6 Teams ranking by skills

All matches



Best Scorers

Rk	Team		Spike	Block	Serve	Total
1	COL	Colombia	298	57	17	372
2	DOM	Dominican Republic	270	45	31	346
3	ARG	Argentina	232	31	24	287
4	BRA	Brazil	217	40	24	281
5	USA	USA	176	52	18	246
6	PUR	Puerto Rico	193	32	16	241
7	PER	Peru	180	29	25	234
8	CAN	Canada	149	36	16	201
Total tournament			1,715	322	171	2,208



Best Spikers

Limit: 15.00%

Rk	Team		Spikes	Faults	Shots	Total Attempts	Succ. %
1	DOM	Dominican Republic	270	78	349	697	38.74
2	COL	Colombia	298	101	425	824	36.17
3	USA	USA	176	67	248	491	35.85
4	BRA	Brazil	217	96	301	614	35.34
5	ARG	Argentina	232	99	345	676	34.32
6	PUR	Puerto Rico	193	114	273	580	33.28
7	PER	Peru	180	91	295	566	31.80
8	CAN	Canada	149	93	283	525	28.38
Total tournament			1,715	739	2,519	4,973	34.49



Best Blockers

Rk	Team		Kill Blocks	Faults	Rebounds	Total Attempts	Avg. by set
1	USA	USA	52	90	111	253	3.25
2	COL	Colombia	57	105	193	355	2.71
3	CAN	Canada	36	80	121	237	2.57
4	DOM	Dominican Republic	45	98	150	293	2.50
5	BRA	Brazil	40	100	140	280	2.35
6	PUR	Puerto Rico	32	60	120	212	1.88
7	PER	Peru	29	73	106	208	1.81
8	ARG	Argentina	31	91	165	287	1.63
Total tournament			322	697	1,106	2,125	2.33

2019 Lima, Panamerican Games - Women Competitions

P-6 Teams ranking by skills

All matches



Best Servers

Rk	Team		Aces	Faults	Serve Hits	Total Attempts	Avg. by set
1	DOM	Dominican Republic	31	48	364	443	1.72
2	PER	Peru	25	37	280	342	1.56
3	BRA	Brazil	24	29	329	382	1.41
4	ARG	Argentina	24	40	356	420	1.26
5	CAN	Canada	16	35	231	282	1.14
6	USA	USA	18	33	281	332	1.13
7	PUR	Puerto Rico	16	44	280	340	0.94
8	COL	Colombia	17	29	443	489	0.81
Total tournament			171	295	2,564	3,030	1.24



Best Diggers

Rk	Team		Digs	Faults	Receptions	Total Attempts	Avg. by set
1	COL	Colombia	317	200	284	801	15.10
2	BRA	Brazil	252	123	189	564	14.82
3	PER	Peru	230	129	155	514	14.38
4	DOM	Dominican Republic	224	134	246	604	12.44
5	CAN	Canada	167	101	179	447	11.93
6	PUR	Puerto Rico	200	126	198	524	11.76
7	ARG	Argentina	196	167	254	617	10.32
8	USA	USA	146	102	166	414	9.13
Total tournament			1,732	1,082	1,671	4,485	12.55



Best Setters

Rk	Team		Running Sets	Faults	Still Sets	Total Attempts	Avg. by set
1	CAN	Canada	102	3	364	469	7.29
2	ARG	Argentina	137	3	458	598	7.21
3	COL	Colombia	145	10	612	767	6.90
4	DOM	Dominican Republic	117	3	508	628	6.50
5	BRA	Brazil	110	0	428	538	6.47
6	PER	Peru	97	3	414	514	6.06
7	USA	USA	79	6	370	455	4.94
8	PUR	Puerto Rico	77	4	434	515	4.53
Total tournament			864	32	3,588	4,484	6.26



2019 Lima, Panamerican Games - Women Competitions



P-6 Teams ranking by skills

All matches



Best Receivers

Limit: 20.00%

Rk	Team		Excellents	Faults	Serve Receptions	Total Attempts	Eff. %
1	COL	Colombia	198	25	199	422	41.00
2	DOM	Dominican Republic	146	17	188	351	36.75
3	BRA	Brazil	134	21	176	331	34.14
4	PER	Peru	119	21	175	315	31.11
5	ARG	Argentina	131	21	225	377	29.18
6	PUR	Puerto Rico	114	20	204	338	27.81
7	USA	USA	98	24	173	295	25.08
8	CAN	Canada	104	28	172	304	25.00
Total tournament			1,044	177	1,512	2,733	31.72



Best Liberos

Rk	Team		Excellents	Faults	In Play	Total Attempts	Avg. by set
1	COL	Colombia	176	65	93	334	8.38
2	DOM	Dominican Republic	140	35	95	270	7.78
3	PER	Peru	103	45	73	221	6.44
4	BRA	Brazil	103	28	43	174	6.06
5	ARG	Argentina	101	51	82	234	5.32
6	USA	USA	84	34	77	195	5.25
7	PUR	Puerto Rico	83	38	72	193	4.88
8	CAN	Canada	68	30	71	169	4.86
Total tournament			858	326	606	1,790	6.22

2019 Lima, Panamerican Games - Women Competitions

P-5 Players ranking by skills

All matches



Best Scorers

Rk	No	Name	Pos.	Team	Spike	Block	Serve	Total
1	19	Coneo Amanda	WS	COL	107	13	6	126
2	5	Fresco Lucia	OP	ARG	86	7	3	96
3	11	Geraldo Teixeira Lorenne	OP	BRA	74	6	7	87
	18	De La Cruz De Peña Bethania	WS	DOM	74	7	6	87
5	18	Martinez Maria Margarita	WS	COL	69	8	1	78
6	20	Martinez Brayelin Elizabeth	WS	DOM	73	2	2	77
7	12	Leyva Angela	WS	PER	70	2	4	76
8	3	Segovia Dayana	OP	COL	57	11	1	69
9	7	Enright Stephanie	WS	PUR	58	3	3	64
10	17	Prieto Cerame Paulina	OP	PUR	52	6	4	62
11	15	Ortiz Karla	WS	PER	45	8	5	58
12	1	Rodriguez Elina	WS	ARG	42	4	7	53
	14	Rivera Brens Prisilla	WS	DOM	44	2	7	53
14	21	Martinez Jineiry	MB	DOM	33	12	7	52
15	9	Cruz Aurea	WS	PUR	49	1	1	51
16	7	Beamish Brianna	WS	CAN	41	4	3	48
17	3	Nizetich Paula Yamila	WS	ARG	39	4	3	46
	13	Wilhite Sarah	WS	USA	38	3	5	46
19	5	Borgo Bedani Guedes Ana Paula	OP	BRA	43	2	0	45
20	11	Lazcano Julieta Constanza	MB	ARG	36	4	2	42
	6	Carabali Valerin	MB	COL	27	12	3	42
22	1	Ferreira Leao Mara	MB	BRA	26	8	3	37
	9	Rishel Madison Kingdon	WS	USA	32	4	1	37
24	4	Nobre Cardoso G Filomeno Lara	MB	BRA	22	12	1	35
25	16	Cuttino Danielle	OP	USA	22	11	0	33
	19	Tapp Hannah	MB	USA	16	15	2	33
27	12	Ortiz Neira	MB	PUR	17	13	2	32
28	6	White Jazmine Ruth	OP	CAN	25	2	4	31
29	16	Rangel Melissa	MB	COL	16	10	4	30
30	15	Chase Sarah	WS	CAN	22	5	2	29
	3	Eve Mejia Lisvel Elisa	MB	DOM	10	16	3	29
	11	Yllescas Clarivett	MB	PER	22	6	1	29
33	9	Kovac Sara	OP	CAN	26	1	1	28
	23	Rivers Krystal	OP	USA	23	2	3	28
35	23	Gonzalez Lopez Gaila Ceneida	OP	DOM	22	2	2	26
	3	Alhassan Rhamat	MB	USA	17	8	1	26
37	8	Ogoms Alicia	MB	CAN	16	7	2	25
38	10	Claro Maira Cipriano	WS	BRA	19	3	2	24
39	8	Frias Maguilaura	WS	PER	20	2	1	23
40	3	Carneiro Macris	S	BRA	12	1	9	22
41	17	Herrera Rodriguez Candelaria Lucia	MB	ARG	12	7	2	21
	14	Van Buskirk Layne	MB	CAN	12	8	1	21
43	4	Guerrero Maricarmen	MB	PER	6	4	7	17
44	16	Conceição Lana	WS	BRA	11	2	2	15
	2	Plummer Kathryn	WS	USA	10	5	0	15
46	23	Mc Leod Thaisa	OP	PER	10	0	4	14
	8	Rojas Paola	MB	PUR	7	6	1	14
48	22	Cyr Megan	S	CAN	1	9	0	10
	5	Olaya Ana Karina	WS	COL	9	1	0	10
	22	Rolfzen Kadie	WS	USA	9	0	1	10
Total tournament					1,715	322	171	2,208

2019 Lima, Panamerican Games - Women Competitions

P-5 Players ranking by skills

All matches



Best Spikers

Limit: 15.00%

Rk	No	Name	Pos.	Team	Spikes	Faults	Shots	Total Attempts	Succ. %
1	5	Borgo Bedani Guedes Ana Paula	OP	BRA	43	15	39	97	44.33
2	20	Martinez Brayelin Elizabeth	WS	DOM	73	14	83	170	42.94
3	18	De La Cruz De Peña Bethania	WS	DOM	74	12	87	173	42.77
4	9	Cruz Aurea	WS	PUR	49	26	47	122	40.16
5	18	Martinez Maria Margarita	WS	COL	69	13	99	181	38.12
6	19	Coneo Amanda	WS	COL	107	36	143	286	37.41
7	12	Leyva Angela	WS	PER	70	33	89	192	36.46
8	5	Fresco Lucia	OP	ARG	86	26	127	239	35.98
9	7	Enright Stephanie	WS	PUR	58	27	80	165	35.15
10	11	Geraldo Teixeira Lorenne	OP	BRA	74	35	102	211	35.07
Total tournament					1,715	739	2,519	4,973	34.49



Best Blockers

Rk	No	Name	Pos.	Team	Kill Blocks	Faults	Rebounds	Total Attempts	Avg. by set
1	19	Tapp Hannah	MB	USA	15	18	19	52	0.94
2	3	Eve Mejia Lisvel Elisa	MB	DOM	16	26	37	79	0.89
3	12	Ortiz Neira	MB	PUR	13	12	22	47	0.76
4	4	Nobre Cardoso G Filomeno Lara	MB	BRA	12	25	27	64	0.71
5	16	Cuttino Danielle	OP	USA	11	8	9	28	0.69
6	21	Martinez Jineiry	MB	DOM	12	20	32	64	0.67
7	22	Cyr Megan	S	CAN	9	14	18	41	0.64
8	19	Coneo Amanda	WS	COL	13	15	18	46	0.62
9	14	Van Buskirk Layne	MB	CAN	8	14	13	35	0.57
	6	Carabali Valerin	MB	COL	12	22	36	70	0.57
Total tournament					322	697	1,106	2,125	2.33



Best Servers

Rk	No	Name	Pos.	Team	Aces	Faults	Serve Hits	Total Attempts	Avg. by set
1	3	Carneiro Macris	S	BRA	9	2	64	75	0.53
2	4	Guerrero Maricarmen	MB	PER	7	5	25	37	0.44
3	11	Geraldo Teixeira Lorenne	OP	BRA	7	7	36	50	0.41
4	14	Rivera Brens Prisilla	WS	DOM	7	6	67	80	0.39
	21	Martinez Jineiry	MB	DOM	7	9	55	71	0.39
6	1	Rodriguez Elina	WS	ARG	7	7	55	69	0.37
7	18	De La Cruz De Peña Bethania	WS	DOM	6	9	47	62	0.33
8	15	Ortiz Karla	WS	PER	5	2	54	61	0.31
	13	Wilhite Sarah	WS	USA	5	1	48	54	0.31
10	6	White Jazmine Ruth	OP	CAN	4	4	29	37	0.29
Total tournament					171	295	2,564	3,030	1.24

2019 Lima, Panamerican Games - Women Competitions

P-5 Players ranking by skills

All matches



Best Diggers

Rk	No	Name	Pos.	Team	Digs	Faults	Receptions	Total Attempts	Avg. by set
1	13	Gomez Camila	L	COL	104	57	43	204	4.95
2	5	Castillo Brenda	L	DOM	85	28	56	169	4.72
3	2	Araujo Natália	L	BRA	72	25	19	116	4.24
4	5	Palacios Vanessa	L	PER	65	38	26	129	4.06
5	23	Velez Nomaris	L	PUR	59	33	29	121	3.47
6	17	Moncks Kristen	L	CAN	45	25	35	105	3.21
7	10	Curry Gabrielle	L	USA	51	22	31	104	3.19
8	10	Claro Maira Cipriano	WS	BRA	50	19	24	93	2.94
9	12	Rizzo Tatiana Soledad	L	ARG	53	45	39	137	2.79
10	19	Coneo Amanda	WS	COL	58	31	42	131	2.76
Total tournament					1,732	1,082	1,671	4,485	12.55



Best Setters

Rk	No	Name	Pos.	Team	Running Sets	Faults	Still Sets	Total Attempts	Avg. by set
1	14	Mayer Victoria	S	ARG	130	2	337	469	6.84
2	7	Marte Frica Niverka Dharlenis	S	DOM	115	3	367	485	6.39
3	15	Marin Maria Alejandra	S	COL	134	7	469	610	6.38
4	3	Carneiro Macris	S	BRA	102	0	316	418	6.00
5	22	Cyr Megan	S	CAN	73	1	194	268	5.21
6	10	La Rosa Zoila	S	PER	69	1	196	266	4.31
7	14	Valentin Natalia	S	PUR	73	2	312	387	4.29
8	14	Seliger-Swenson Samantha	S	USA	45	3	194	242	2.81
9	11	Lilley Madison	S	USA	34	1	102	137	2.13
10	18	Robitaille Kim	S	CAN	29	0	96	125	2.07
Total tournament					864	32	3,588	4,484	6.26



Best Receivers

Limit: 20.00%

Rk	No	Name	Pos.	Team	Excellents	Faults	Serve Receptions	Total Attempts	Eff. %
1	13	Gomez Camila	L	COL	72	8	50	130	49.23
2	5	Castillo Brenda	L	DOM	55	7	39	101	47.52
3	9	Cruz Aurea	WS	PUR	45	5	38	88	45.45
4	12	Rizzo Tatiana Soledad	L	ARG	48	6	43	97	43.30
5	19	Coneo Amanda	WS	COL	74	10	68	152	42.11
6	14	Rivera Brens Prisilla	WS	DOM	56	2	91	149	36.24
7	15	Ortiz Karla	WS	PER	44	5	62	111	35.14
8	5	Palacios Vanessa	L	PER	38	7	47	92	33.70
9	10	Claro Maira Cipriano	WS	BRA	76	13	103	192	32.81
10	18	Martinez Maria Margarita	WS	COL	47	6	74	127	32.28
Total tournament					1,044	177	1,512	2,733	31.72

2019 Lima, Panamerican Games - Women Competitions

P-5 Players ranking by skills

All matches



Best Liberos

Rk	No	Name	Pos.	Team	Excellents	Faults	In Play	Total Attempts	Avg. by set
1	13	Gomez Camila	L	COL	176	65	93	334	8.38
2	5	Castillo Brenda	L	DOM	140	35	95	270	7.78
3	5	Palacios Vanessa	L	PER	103	45	73	221	6.44
4	2	Araujo Natália	L	BRA	103	28	43	174	6.06
5	12	Rizzo Tatiana Soledad	L	ARG	101	51	82	234	5.32
6	10	Curry Gabrielle	L	USA	84	34	77	195	5.25
7	23	Velez Nomaris	L	PUR	83	38	72	193	4.88
8	17	Moncks Kristen	L	CAN	68	30	71	169	4.86
Total tournament					858	326	606	1,790	6.22



POLIDEPORTIVO CALLAO
CALLAO SPORTS CENTER

MIÉ WED
7 AUG 2019
13:00

VOLEIBOL
VOLLEYBALL

FEMENINO
WOMEN



MEDALLISTAS
MEDALLISTS

GOLD	SILVER	BRONZE
DOM - Dominican Republic	**COL - Colombia**	**ARG - Argentina**
1 VARGAS VALDEZ Annerys	1 MOSQUERA Darlevis	1 RODRIGUEZ Elina
3 EVE MEJIA Lisvel	3 SEGOVIA Dayana	2 ACOSTA Tanya
5 CASTILLO Brenda (L)	5 OLAYA Ana Karina	3 NIZETICH Paula Yamila
6 DOMÍNGUEZ Camil	6 CARABALI Valerin	4 BULAICH SIMIAN Daniela
7 MARTE FRICA Niverka	9 TORO Juliana	5 FRESCO Lucia
8 ARIAS PÉREZ Candida	13 GOMEZ Camila (L)	8 MICHEL TOSI Agnes
14 RIVERA BRENS Prisilla (C)	14 VELASQUEZ Angie	11 LAZCANO Julieta Constanza (C)
16 PEÑA ISABEL Yonkaira	15 MARIN Maria Alejandra (C)	12 RIZZO Tatiana Soledad (L)
18 DE LA CRUZ Bethania	16 RANGEL Melissa	14 MAYER Victoria
20 MARTINEZ Brayelin	18 MARTINEZ Maria Margarita	15 FORTUNA Antonela
21 MARTINEZ Jineiry	19 CONEO Amanda	17 HERRERA Candelaria
23 GONZALEZ Gaila	20 PASOS Veronica	20 GALIANO Valentina

Legend:
C Team Captain L Libero Player

Equipo de Voleibol Femenino de la República Dominicana





VOLEIBOL PLAYA

Delegación de Voleibol Playa

Nombre	Función
Alex Eduard Medina Aquiles	Atleta
Víctor Alfonso Castillo De los Santos	Atleta
Amos Anglade Malbranche	Delegado
Alexander Masso Reyes	Entrenador

ESTADIO VOLEIBOL DE PLAYA
BEACH VOLLEYBALL STADIUM

VOLEIBOL PLAYA
BEACH VOLLEYBALL

MASCULINO
MEN

RONDA PRELIMINAR
PRELIMINARY ROUND

TABLA RESULTADOS - RONDA PRELIMINAR As of 26 JUL 2019

RESULTS TABLE–PRELIMINARY ROUND

Pool A

	Date	Time	Match	Team 1	NOC Code	Team 2	NOC Code	Score	Duration
	WED 24 JUL	14:50	15	PERU	PER	DOMINICAN REPUBLIC	DOM	0-2 (11:21, 14:21)	27min
	WED 24 JUL	14:50	16	GUATEMALA	GUA	VENEZUELA	VEN	0-2 (18:21, 19:21)	
	THU 25 JUL	12:20	25	PERU	PER	VENEZUELA	VEN	0-2 (8:21, 6:21)	28min
	THU 25 JUL	12:20	26	GUATEMALA	GUA	DOMINICAN REPUBLIC	DOM	2-0 (21:19, 21:15)	
	FRI 26 JUL	13:50	47	PERU	PER	GUATEMALA	GUA	0-2 (11:21, 6:21)	45min
	FRI 26 JUL	13:50	48	VENEZUELA	VEN	DOMINICAN REPUBLIC	DOM	2-0 (21:14, 21:16)	33min

Rk	Team Name	NOC Code	Matches				Sets			Points		
			Pts	Tot	W	L	W	L	Ratio	W	L	Ratio
1	VENEZUELA	VEN	6	3	3	0	6	0	MAX	126	81	1.556
2	GUATEMALA	GUA	5	3	2	1	4	2	2.000	121	93	1.301
3	DOMINICAN REPUBLIC	DOM	4	3	1	2	2	4	0.500	105	109	0.972
4	PERU	PER	3	3	0	3	0	6	0.000	56	126	0.444

Pool B

	Date	Time	Match	Team 1	NOC Code	Team 2	NOC Code	Score	Duration
	WED 24 JUL	14:00	13	UNITED STATES	USA	EL SALVADOR	ESA	2-0 (21:12, 21:10)	25min
	WED 24 JUL	14:00	14	ARGENTINA	ARG	TRINIDAD y TOBAGO	TTO	2-0 (21:15, 21:7)	
	THU 25 JUL	13:10	27	UNITED STATES	USA	TRINIDAD y TOBAGO	TTO	2-0 (21:13, 21:16)	34min
	THU 25 JUL	13:10	28	ARGENTINA	ARG	EL SALVADOR	ESA	2-0 (21:12, 21:12)	
	FRI 26 JUL	10:30	39	UNITED STATES	USA	ARGENTINA	ARG	1-2 (21:19, 10:21, 12:15)	49min
	FRI 26 JUL	10:30	40	TRINIDAD y TOBAGO	TTO	EL SALVADOR	ESA	0-2 (19:21, 13:21)	32min

Rk	Team Name	NOC Code	Matches				Sets			Points		
			Pts	Tot	W	L	W	L	Ratio	W	L	Ratio
1	ARGENTINA	ARG	6	3	3	0	6	1	6.000	139	89	1.562
2	UNITED STATES	USA	5	3	2	1	5	2	2.500	127	106	1.198
3	EL SALVADOR	ESA	4	3	1	2	2	4	0.500	88	116	0.759
4	TRINIDAD y TOBAGO	TTO	3	3	0	3	0	6	0.000	83	126	0.659

Pool C

	Date	Time	Match	Team 1	NOC Code	Team 2	NOC Code	Score	Duration
	WED 24 JUL	11:30	7	BRAZIL	BRA	COSTA RICA	CRC	2-0 (21:13, 21:14)	27min
	WED 24 JUL	11:30	8	CUBA	CUB	URUGUAY	URU	1-2 (21:15, 16:21, 8:15)	
	THU 25 JUL	9:50	19	BRAZIL	BRA	URUGUAY	URU	2-0 (21:16, 21:14)	36min
	THU 25 JUL	9:50	20	CUBA	CUB	COSTA RICA	CRC	2-0 (21:13, 21:16)	
	FRI 26 JUL	13:00	45	BRAZIL	BRA	CUBA	CUB	1-2 (21:16, 14:21, 16:18)	59min
	FRI 26 JUL	13:00	46	URUGUAY	URU	COSTA RICA	CRC	2-0 (22:20, 21:8)	30min

Rk	Team Name	NOC Code	Matches				Sets			Points		
			Pts	Tot	W	L	W	L	Ratio	W	L	Ratio
1	BRAZIL	BRA	5	3	2	1	5	2	2.500	135	112	1.205
2	CUBA	CUB	5	3	2	1	5	3	1.667	142	131	1.084
3	URUGUAY	URU	5	3	2	1	4	3	1.333	124	115	1.078
4	COSTA RICA	CRC	3	3	0	3	0	6	0.000	84	127	0.661

ESTADIO VOLEIBOL DE PLAYA
BEACH VOLLEYBALL STADIUM

VOLEIBOL PLAYA
BEACH VOLLEYBALL

MASCULINO
MEN

DRAW FINAL
DRAW

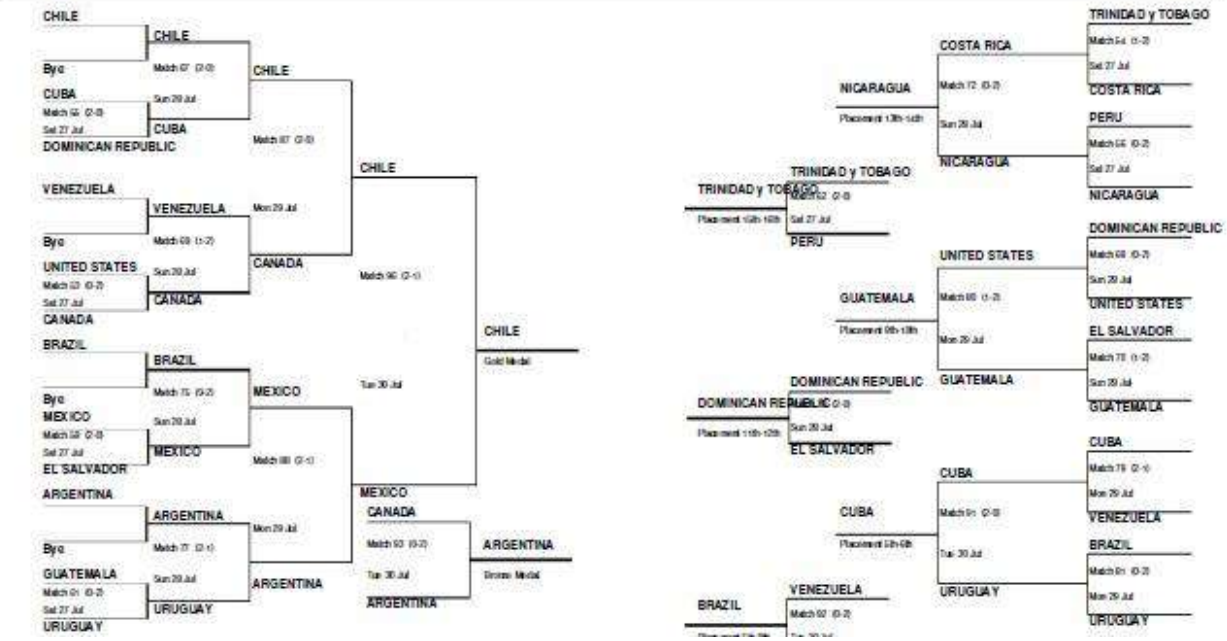

H. ATLETAS MEDALLISTAS

ATLETAS	DEPORTES	MODALIDAD	MEDALLA
Rodrigo MARTE DE LA ROSA	Boxeo	52kg-Mosca Masculino	ORO
Robert PIGOZZI PERDOMO	Esqui Acuático	Slalom masculino	ORO
Audrys NIN	Gimnasia Artística	Salto Masculino	ORO
Wander MATEO	Judo	Masculino -66 kg	ORO
Estefania SORIANO	Judo	Femenino -48 kg	ORO
Ana ROSA	Judo	Femenino -57 kg	ORO
Maria Dimitrova, Franchell Velasquez, Sasha Rodriguez	Karate	Equipos Kata - Femenino	ORO
Tanya RODRIGUEZ	Karate	Femenino Menos 68 Kg	ORO
Pamela RODRIGUEZ OGANDO	Karate	Femenino Mas de 68 Kg	ORO
Beatriz PIRON	Lev. Pesas	Femenino 49 kg	ORO
Annerys Vargas Valdez, Bathania de la Cruz, Brayelín Martínez, Brenda Castillo, Camil Domínguez, Candida Arias Pérez, Gaila Gonzalez, Jineiry Martínez, Lisvel Eve Mejía, Niverka Marte Frica, Prisilla Rivera Brens, Yonkaira Peña Ysabel	Voleibol	Femenino	ORO

ATLETAS	DEPORTES	MODALIDAD	MEDALLA
Leonel DE LOS SANTOS NUÑEZ	Boxeo	60kg-Ligero Masculino	PLATA
Rohan POLANCO EMILIANO	Boxeo	69kg-Welter Masculino	PLATA
Rossy Feliz, Heyddy Valentin, Melody Martinez, Violeta Ramírez	Esgrima	Sable Equipo Femenino	PLATA
Medickson DEL ORBE C.	Judo	Masculino -81 Kg	PLATA
Maria DIMITROVA	Karate	Individual Kata - Femenino	PLATA
Zacarias BONNAT	Lev. Pesas	Masculino 81 kg	PLATA
Veronica E. SALADIN	Lev. Pesas	Femenino +87 kg	PLATA
Crismery SANTANA	Lev. Pesas	Femenino 87 kg	PLATA
Juan RAMÍREZ	Lucha	Masculino Libre 57 kg	PLATA
Albaro RUDESINDO	Lucha	Masculino Libre 65 kg	PLATA
Bernardo PIE	Tae Kwon Do	Masculino Menos 68kg	PLATA
Jiaji WU	Tenis de Mesa	Individual Masculino	PLATA

ATLETAS	DEPORTES	MODALIDAD	MEDALLA
Yancarlos Martinez	Atletismo	200m Masculino	BRONCE
Reyson Beato, Adonys Núñez, Rhalf Bryan Inoa, Henry Valdez	Baloncesto 3x3	Masculino	BRONCE
Giocelis Reynoso, Nelsy Sentil, Cheysi Hernández, Sugeiry Monsac	Baloncesto 3x3	Femenino	BRONCE
Aura Guerra / Astrid Valiente	Boliche	Dobles Femenino	BRONCE
Alexy Miguel DE LA CRUZ BAEZ	Boxeo	56kg-Pluma Masculino	BRONCE
Miguelina HERNANDEZ GARCIA	Boxeo	51kg Femenino	BRONCE
Maria Altagracia MORONTA HERNANDEZ	Boxeo	69kg Femenino	BRONCE
Lewis MEDINA	Judo	Masculino -100 Kg	BRONCE
Deivis FERRERAS	Karate	Masculino Hasta 67 Kg	BRONCE
Anderson SORIANO	Karate	Masculino Hasta 75 Kg	BRONCE
Karina DIAZ MEDINA	Karate	Femenino Hasta 61 Kg	BRONCE
Julio C. CEDEÑO	Lev. Pesas	Masculino 73 kg	BRONCE
Santa D. COTES VILLA	Lev. Pesas	Femenino 49 kg	BRONCE

Leo Dalis SANTANA	Lucha	Masculino Grecorromana 130 kg	BRONCE
Luis Miguel PÉREZ	Lucha	Masculino Libre 97 kg	BRONCE
Moises D. HERNANDEZ E.	Tae Kwon Do	Masculino Menos 80kg	BRONCE
Emil SANTOS E./Jiaji WU	Tenis de Mesa	Dobles Masculino	BRONCE

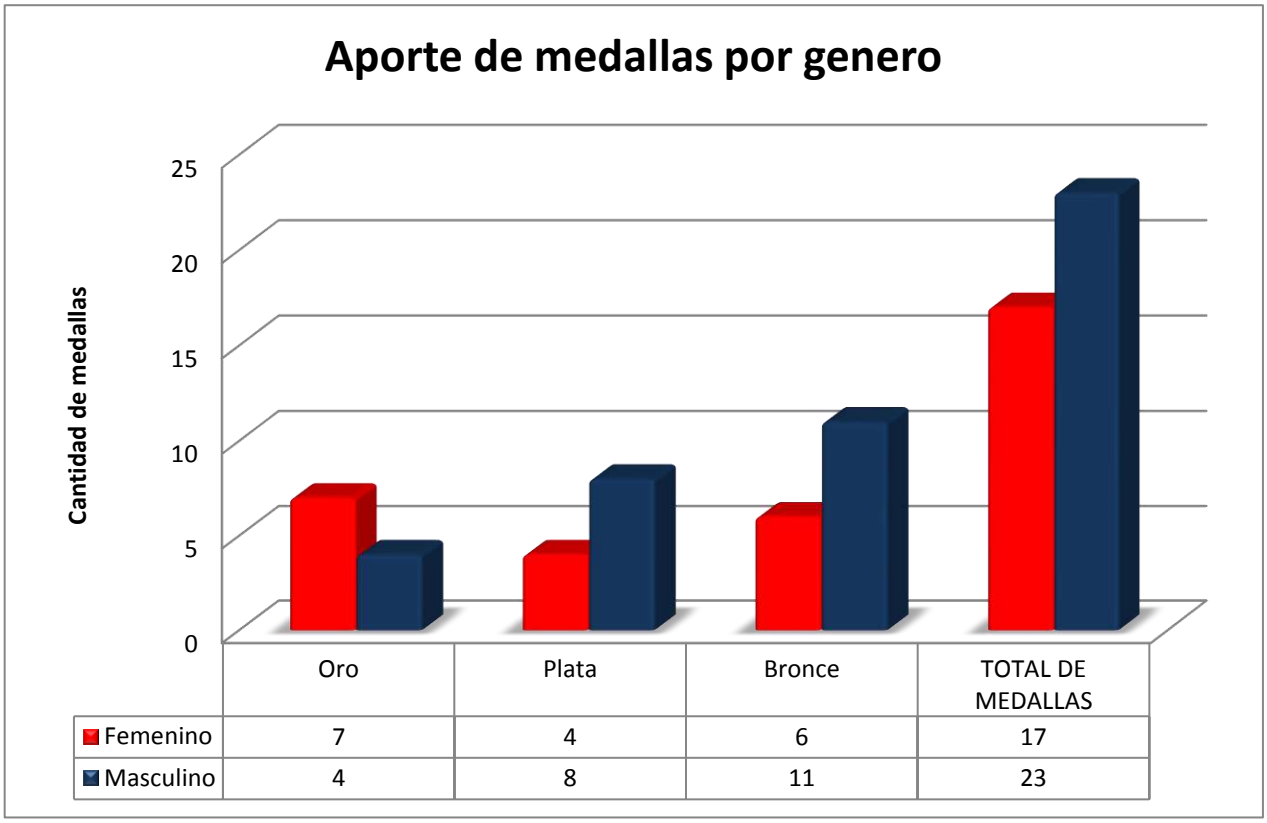

I. MEDALLERO LIMA 2019

Puesto	País	Oro	Plata	Bronce	Total
1	Estados Unidos (USA)	120	88	85	293
2	Brasil (BRA)	55	45	71	171
3	México (MEX)	37	36	63	136
4	Canadá (CAN)	35	64	53	152
5	Cuba (CUB)	33	27	38	98
6	Argentina (ARG)	32	35	34	101
7	Colombia (COL)	28	23	33	84
8	Chile (CHI)	13	19	18	50
9	República Dominicana (DOM)	11	12	17	40
10	Perú (PER)	11	7	21	39
11	Ecuador (ECU)	10	7	14	31
12	Venezuela (VEN)	9	15	19	43
13	Jamaica (JAM)	6	6	7	19
14	Puerto Rico (PUR)	5	5	14	24
15	El Salvador (ESA)	3	0	1	4
16	Guatemala (GUA)	2	9	8	19
17	Trinidad y Tobago (TTO)	2	8	3	13
18	Uruguay (URU)	1	4	4	9

Puesto	País	Oro	Plata	Bronce	Total
19	Paraguay (PAR)	1	3	1	5
20	Bolivia (BOL)	1	2	2	5
21	Granada (GRN)	1	1	0	2
22	Costa Rica (CRC)	1	0	4	5
23	Santa Lucía (LCA)	1	0	1	2
24	Barbados (BAR)	1	0	0	1
25	Islas Vírgenes Británicas (IVB)	1	0	0	1
26	Antigua y Barbuda (ANT)	0	1	2	3
27	Honduras (HON)	0	1	1	2
28	Panamá (PAN)	0	0	4	4
29	Nicaragua (NCA)	0	0	3	3
30	Aruba (ARU)	0	0	1	1
31	Bahamas (BAH)	0	0	1	1
	Total	**419**	**419**	**523**	**1361**

J. PARTICIPACIÓN DE REPÚBLICA DOMINICANA EN JUEGOS PANAMERICANOS

Sedes y Años	Oro	Plata	Bronce	Total
México 1955	1	0	1	2
Chicago 1959	0	0	0	0
Winnipeg 1967	0	0	0	0
Cali 1971	0	0	0	0
México 1975	0	1	7	8
San Juan 1979	0	5	10	15
Caracas 1983	0	7	7	14
Indianapolis 1987	0	3	9	12
La Habana 1991	0	5	4	9
Mar del Plata 1995	1	1	5	7
Winnipeg 1999	1	3	6	10
Santo Domingo 2003	**10**	**12**	**19**	**41**
Río de Janeiro 2007	6	6	17	29
Guadalajara 2011	7	9	17	33
Toronto 2015	3	11	10	24
Lima 2019	**11**	**12**	**17**	**40**
Total	**40**	**75**	**129**	**244**

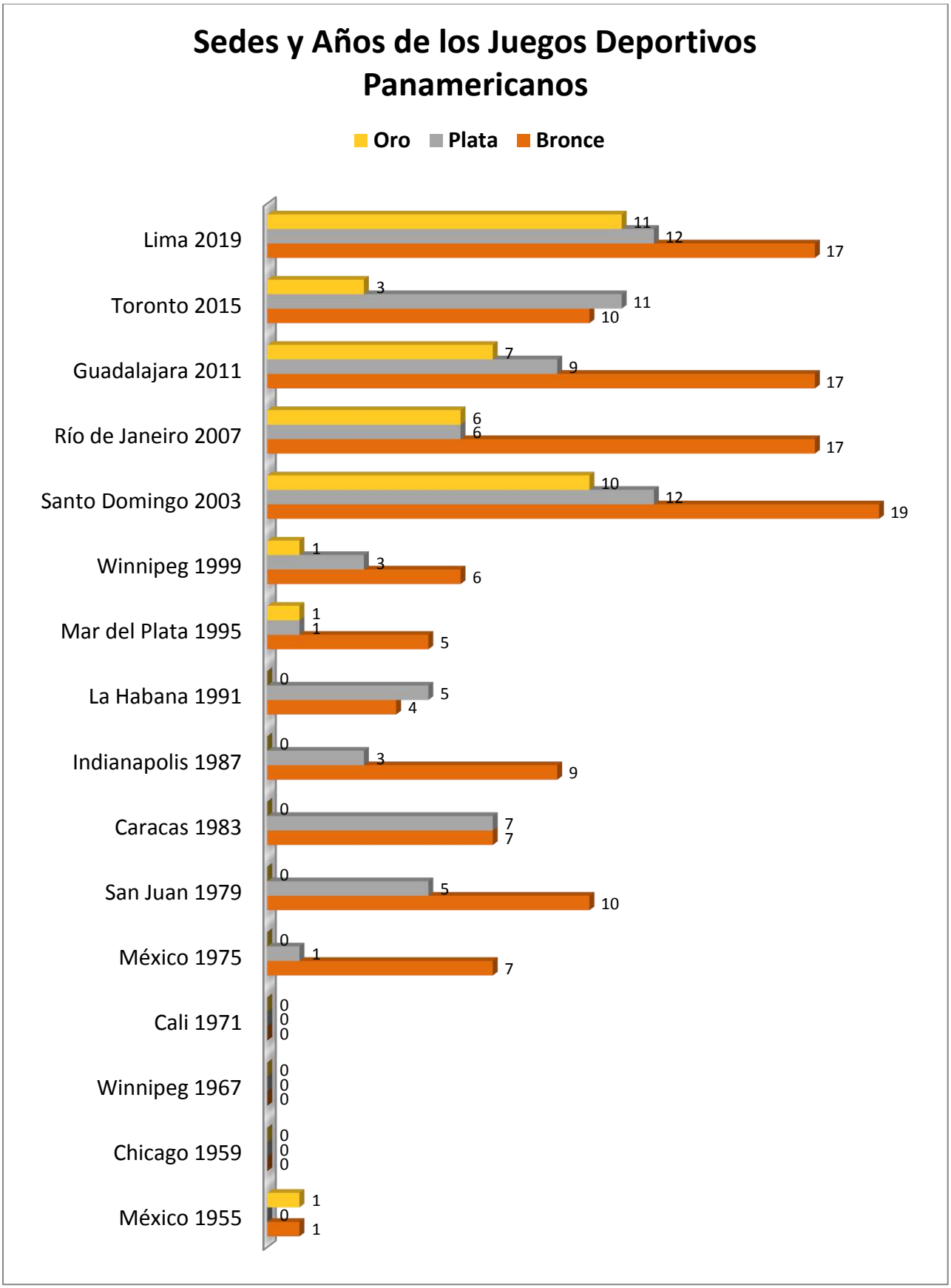
Sedes y Años de los Juegos Deportivos Panamericanos
Oro
Plata
Bronce
Lima 2019
11
12
17
Toronto 2015
3
11
10
Guadalajara 2011
7
9
17
Río de Janeiro 2007
6
6
17
Santo Domingo 2003
10
12
19
Winnipeg 1999
1
3
6
Mar del Plata 1995
1
1
5
La Habana 1991
0
5
4
Indianapolis 1987
0
3
9
Caracas 1983
0
7
7
San Juan 1979
0
5
10
México 1975
0
1
7
Cali 1971
0
0
0
Winnipeg 1967
0
0
0
Chicago 1959
0
0
0
México 1955
1
0
1

K. MEDALLERO HISTÓRICO

Actualizado hasta Lima 2019

Puesto	País	Oro	Plata	Bronce	Total
1	Estados Unidos	2064	1542	1107	4713
2	Cuba	908	620	596	2124
3	Canadá	491	721	855	2067
4	Brasil	384	402	590	1376
5	Argentina	326	366	468	1160
6	México	258	324	565	1147
7	Colombia	136	170	262	568
8	Venezuela	102	220	296	618
9	Chile	57	110	169	336
10	República Dominicana	**40**	**75**	**129**	**244**
11	Ecuador	38	37	75	150
12	Puerto Rico	33	86	148	267

Puesto	País	Oro	Plata	Bronce	Total
13	Jamaica	31	48	69	148
14	Guatemala	22	24	48	94
15	Perú	19	40	90	149
16	Uruguay	13	30	51	94
17	Trinidad y Tobago	13	30	32	76
18	Bahamas	9	14	13	36
19	Costa Rica	6	6	15	27
20	Antillas Neerlandesas	5	9	17	31
21	El Salvador	4	8	16	28
22	Panamá	3	19	30	52
23	Surinam	3	2	5	10
24	Guyana	2	4	12	18
25	Santa Lucía	2	0	3	5

Puesto	País	Oro	Plata	Bronce	Total
26	Paraguay	1	5	9	15
27	Barbados	1	4	11	16
28	Bolivia	1	4	8	13
29	Bermudas	1	4	4	9
30	Islas Caimán	1	4	1	6
31	Granada	1	3	2	6
32	Antigua y Barbuda	1	2	5	8
33	Islas Vírgenes Británicas	1	0	0	1
34	Nicaragua	0	4	10	14
35	Islas Vírgenes de los Estados Unidos	0	4	5	9
36	Honduras	0	3	5	8
37	Haití	0	2	5	7

Puesto	País	Oro	Plata	Bronce	Total
38	Dominica	0	2	1	3
39	San Cristóbal y Nieves	0	2	1	3
40	Belice	0	0	2	2