

Huetter Molding & Stair Parts

For Commercial & Residential Use

We Have a NEW LOCATION!
CLOSE TO INTERSTATE - EASY ACCESS - PLENTY OF PARKING




Huetter

MILL AND CABINET

4730 South 500 West • Murray, UT 84123

801.266.3222 • www.huettermill.com





Huetter

MILL AND CABINET

"Quality and Craftsmanship Live In Our Name"

4730 South 500 West • P.O. Box 57457
Murray, Utah 84157-0457



Member: Architectural Woodwork Institute

Huetter Mill & Cabinet manufactures beautiful hardwood moldings, stocked in alder, knotty alder, maple, poplar, cherry, and oak. We select only the best materials available. We offer a quality product, free from defects and at **competitive** prices. We use the most technologically advanced machinery available in the industry. We employ superior craftsmen to insure you receive a quality product.

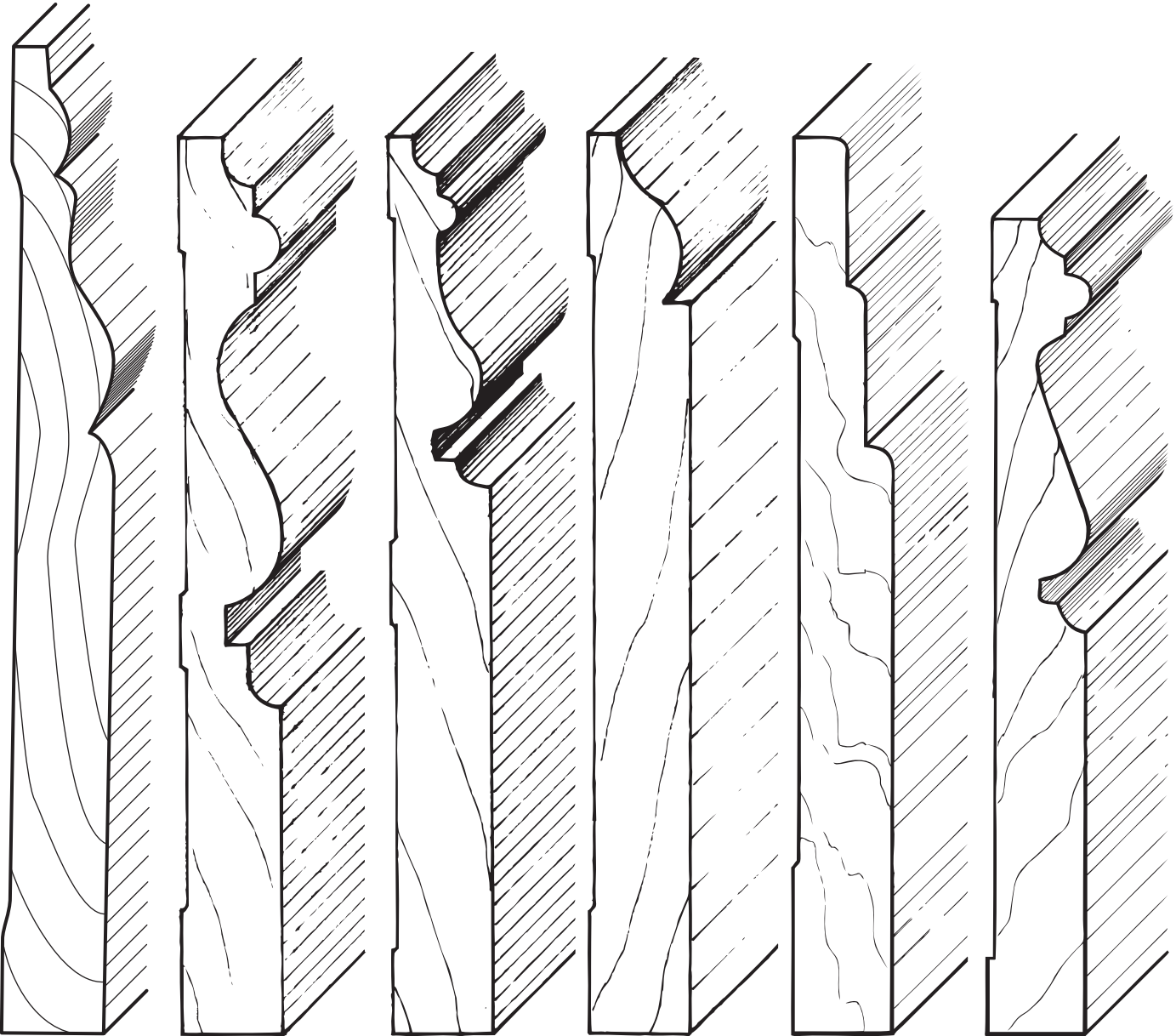
Huetter Mill & Cabinet displays its moldings in a spacious showroom located at 4730 South 500 West, Murray, Utah. When visiting our showroom you will find knowledgeable sales personnel to assist you in your decisions. There are displays to show you our wide selections of molding profiles available, as well as different woods available in those profiles. We can also give you the option to have custom woods made into your choice of moldings at an additional cost. We have an extensive inventory of custom knives to ensure you that one of a kind look you may be searching for as well. We offer you samples available to take home or to show your customers.

Our display of stair parts offers you a first hand view of what your new railing will look like. We display the old world look of box newels with metal balusters, in many designs, as well as traditional designs in turned balusters and turned newels. If you are looking for a rustic knotty alder look, an arts and craft look, or if you want to be creative, we have samples here to help you put your own designs together. We can also offer skilled craftsman to install your railings as well.

Our catalog is organized in three parts; stock moldings, custom design (non stock) moldings, and stair parts. We show our moldings drawn to full scale so you can have a better idea of shape and size. The key at the bottom of the page tells you which moldings are available in stock, and in each wood: O=Oak, A=Alder, KA=Knotty Alder, P=Poplar, C=Cherry, M=Maple, SM=Soft Maple. Please call our Will Call department for quotes on all of your woodworking needs **(801) 266-3222** or **(800) 246-3225**.

BASE

BASE



HM 149
5/8" x 6"

KA

HM 146
5/8" x 5 1/2"

O
KA
P

HM 145
5/8" x 5 1/2"

O
C
M
P

HM 1109
5/8" x 5 1/2"

KA

HM 158
5/8" x 5 1/2"

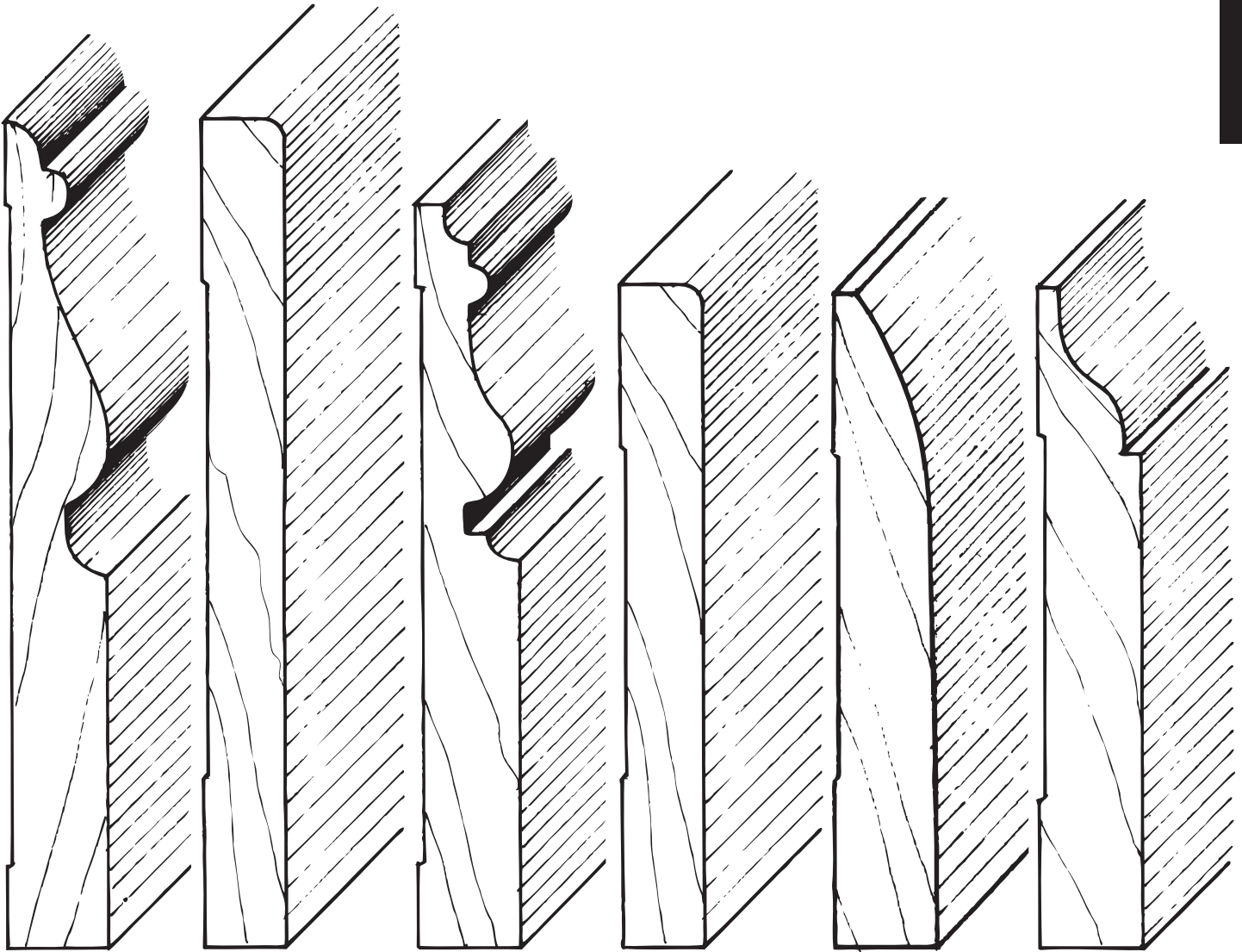
KA

HM 147
5/8" x 5"

KA

LEGEND: O=Oak, A=Alder, KA=Knotty Alder,
P=Poplar, C=Cherry M=Maple, SM=Soft Maple

(FOR ADDITIONAL CUSTOM BASES SEE PP. 25-27 AND 40)



HM 134
5/8" x 5"

O
P

HM 114.5
1/2" x 5"

KA

HM 144
5/8" x 4 1/2"

O
P

HM 114
1/2" x 4"

O
P

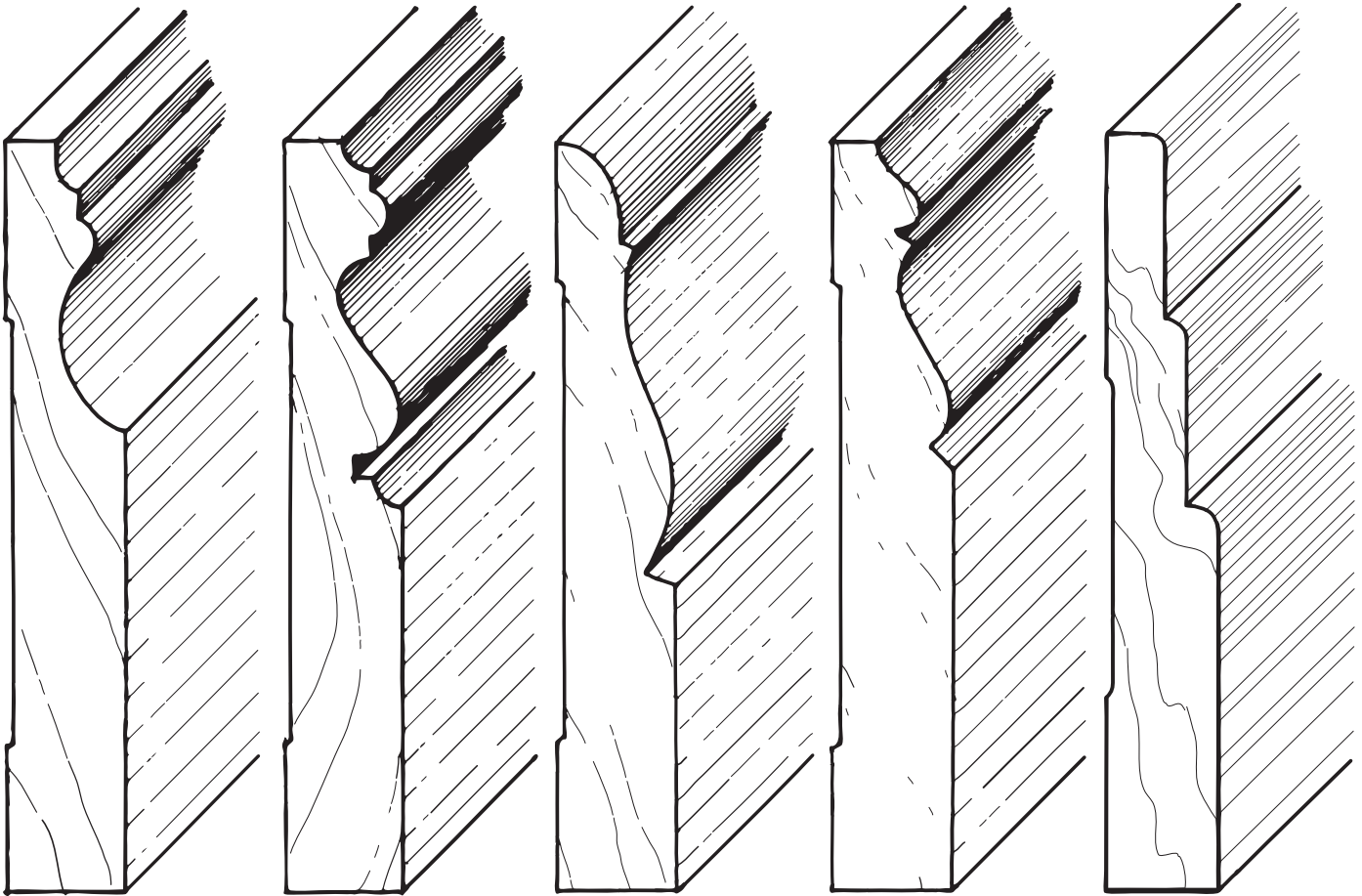
HM 116
5/8" x 4"

O
P

HM 122
5/8" x 4"

O
P

(FOR ADDITIONAL CUSTOM BASES SEE PP. 25-27 AND 40)



HM 128
5/8" x 4"

O
P

HM 136
5/8" x 4"

O
A
C
M
P

HM 138
5/8" x 4"

O
P

HM 139
5/8" x 4"

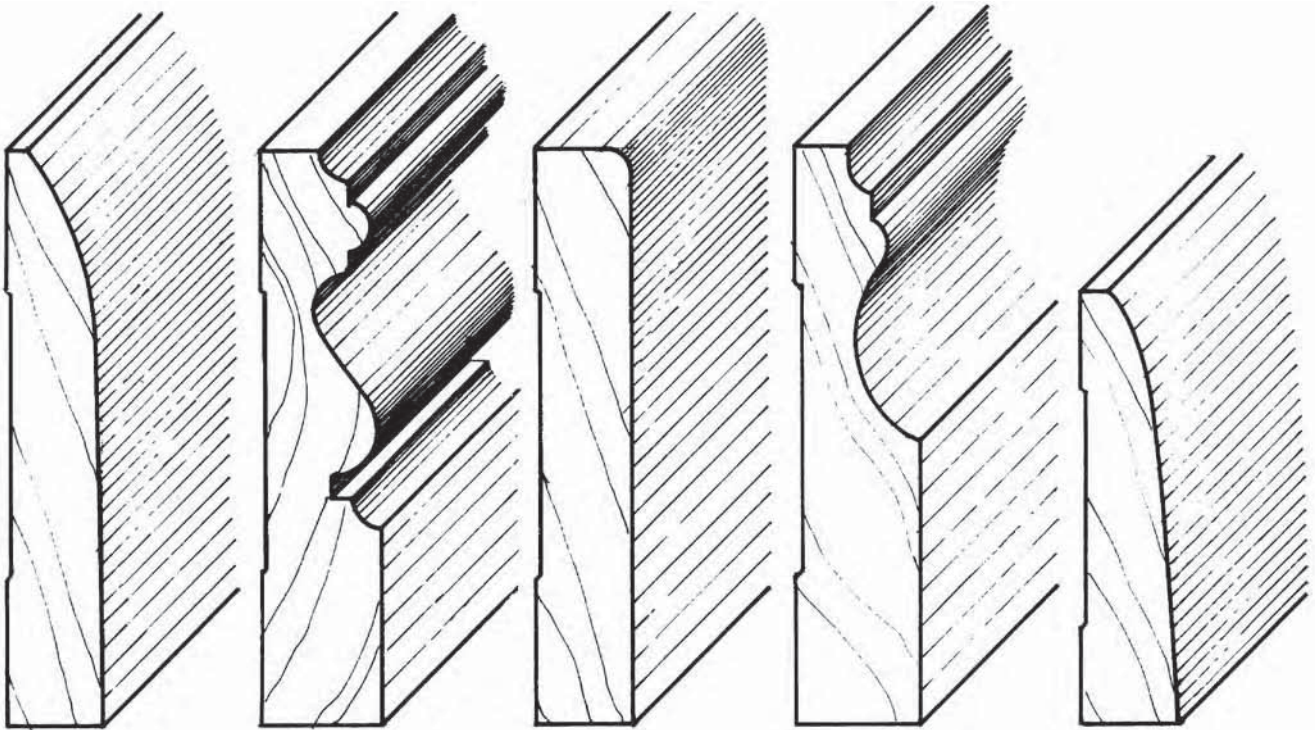
O

HM 148
5/8" x 4"

O
P

LEGEND: O=Oak, A=Alder, KA=Knotty Alder,
P=Poplar, C=Cherry M=Maple, SM=Soft Maple

(FOR ADDITIONAL CUSTOM BASES SEE PP. 25-27 AND 40)



HM 131
1/2" x 3"

O

HM 132
5/8" x 3"

O
P

HM 135
1/2" x 3"

O
P

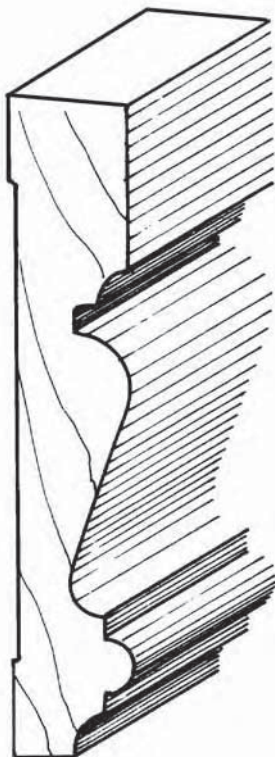
HM 140
5/8" x 3"

O
A
P

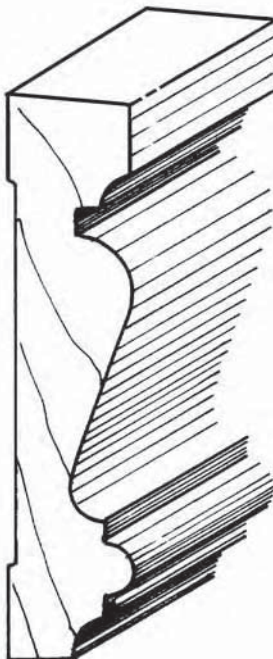
HM 130
1/2" x 2 1/4"

O

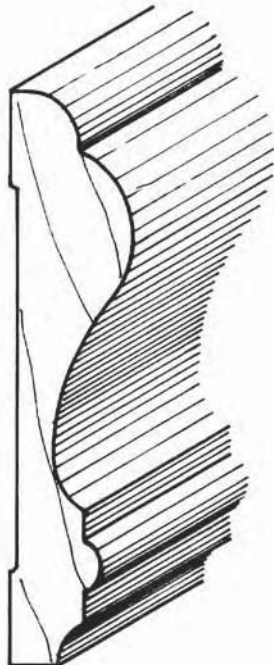
(FOR ADDITIONAL CUSTOM BASES SEE PP. 25-27 AND 40)



HM 163
5/8" x 3 1/2"
O



HM 178
5/8" x 3"
O
P

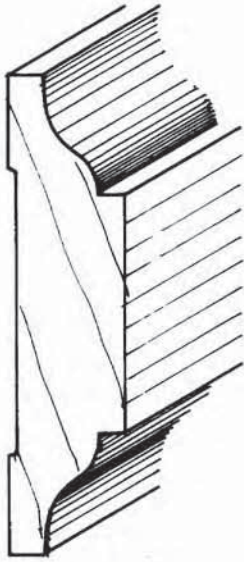


HM 179
5/8" x 3"
O
KA
P

LEGEND: O=Oak, A=Alder, KA=Knotty Alder, P=Poplar, C=Cherry M=Maple, SM=Soft Maple

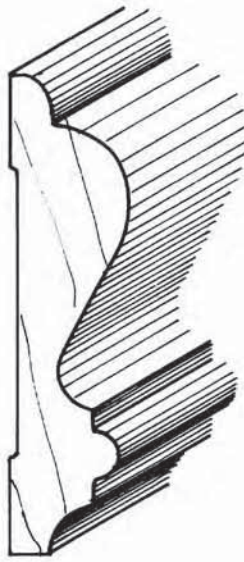
CHAIR RAIL

CHAIR RAIL



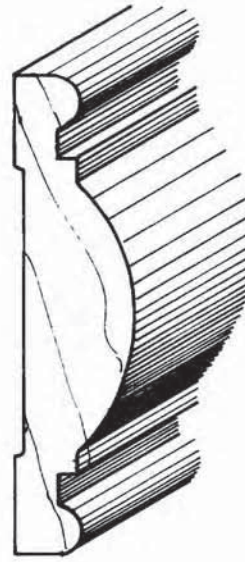
HM 191
5/8" x 2 1/2"

O
P



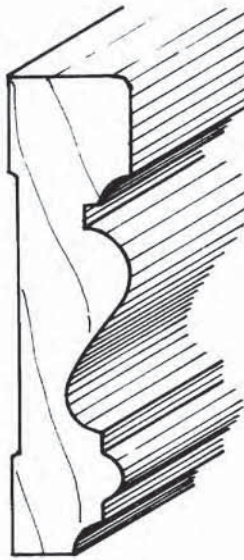
HM 192
5/8" x 2 1/2"

O
P



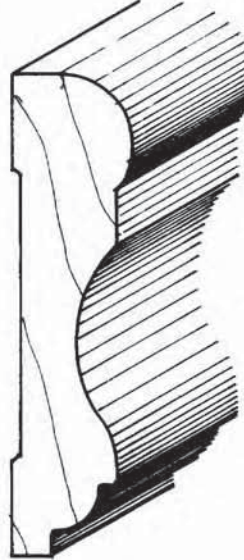
HM 194
5/8" x 2 1/2"

O
P



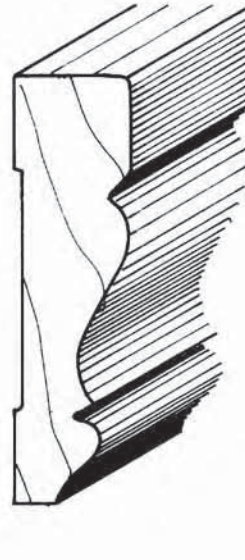
HM 196
5/8" x 2 1/2"

O
P



HM 197
5/8" x 2 1/2"

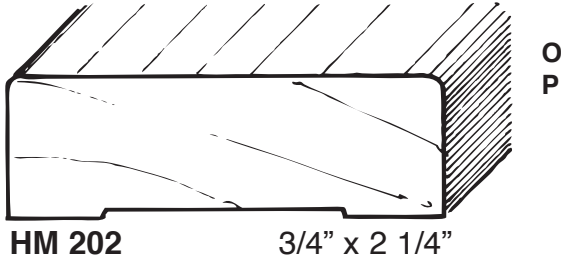
O
P



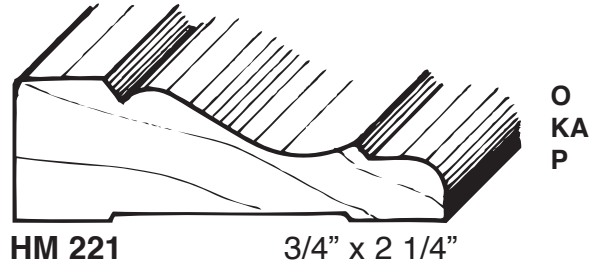
HM 199
5/8" x 2 1/4"

O
A
M
P

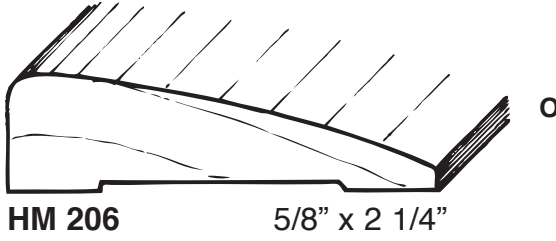
CASING



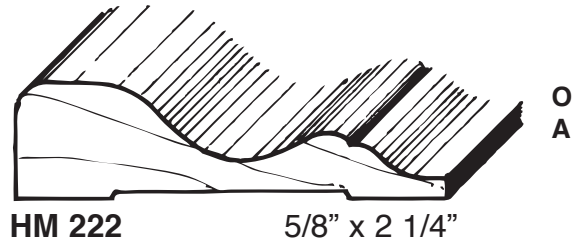
O
P



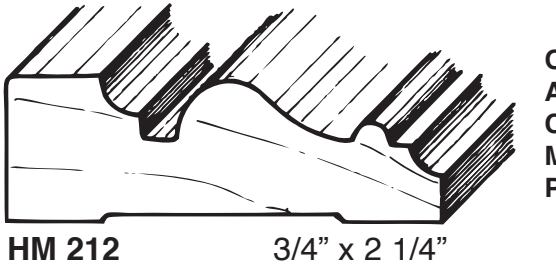
O
K
A
P



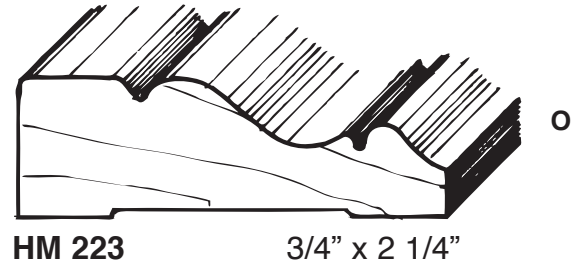
O



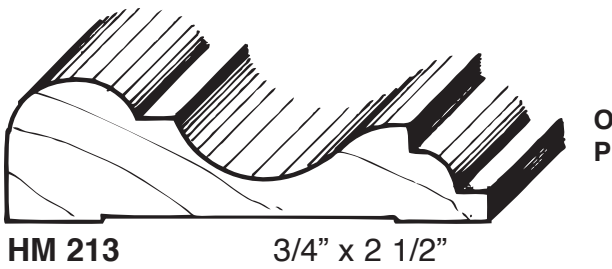
O
A



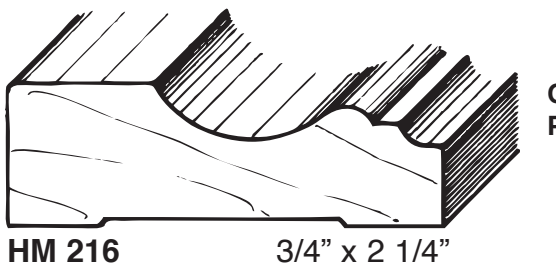
O
A
C
M
P



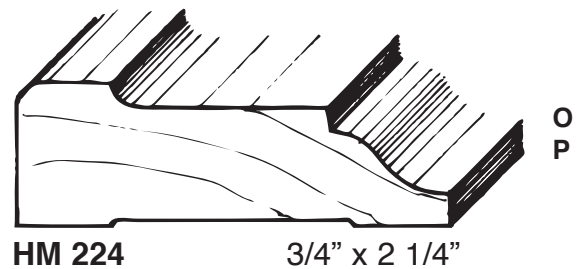
O



O
P



O
P

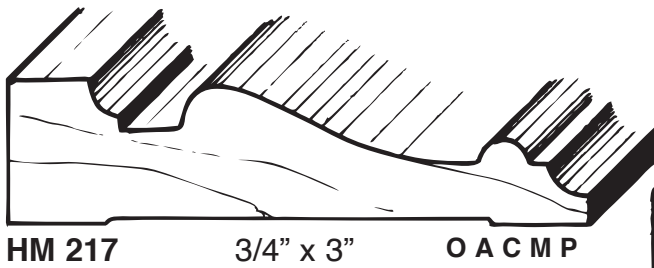


O
P

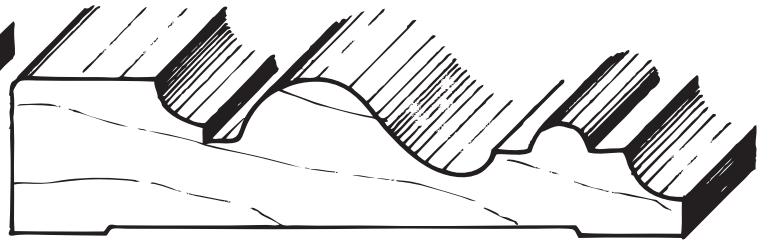
(FOR ADDITIONAL CUSTOM CASING SEE PP. 29-32)

CASING

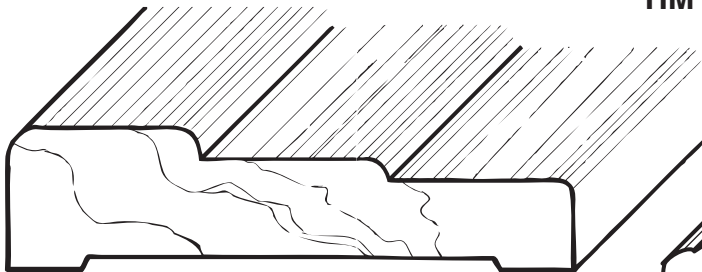
CASING



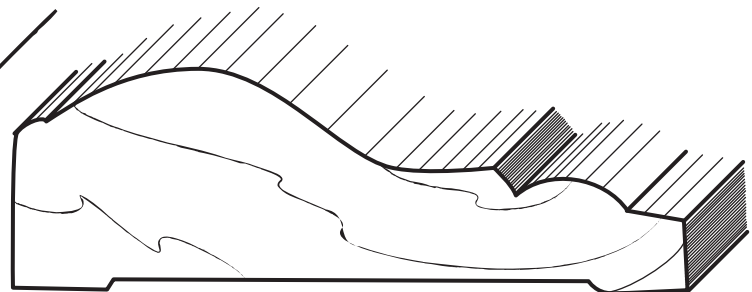
HM 217 3/4" x 3" O A C M P



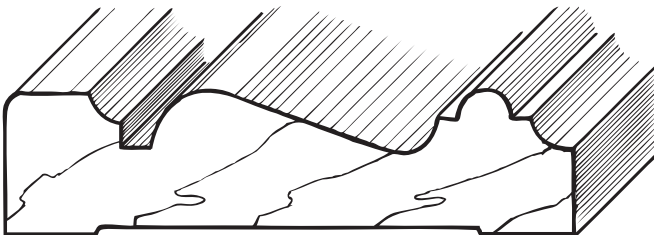
HM 227 13/16" x 3 1/2" O K A P



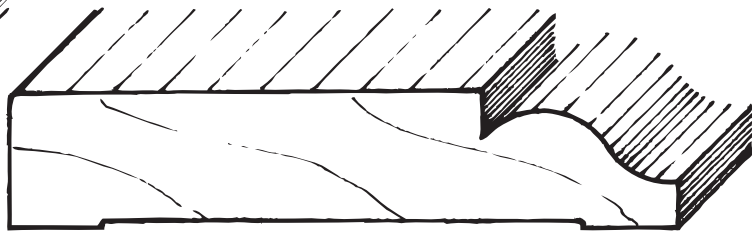
HM 228 3/4" x 3" O K A P



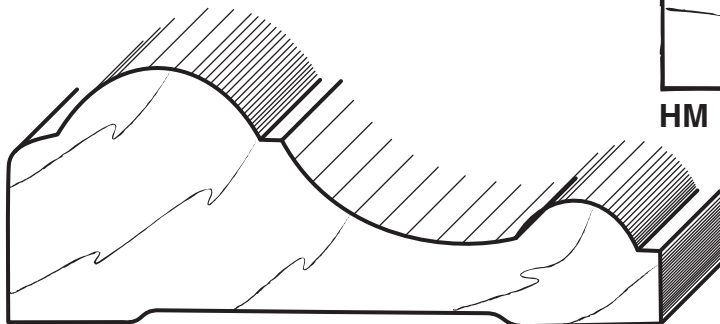
HM 231 1 1/16" x 3 1/2" K A



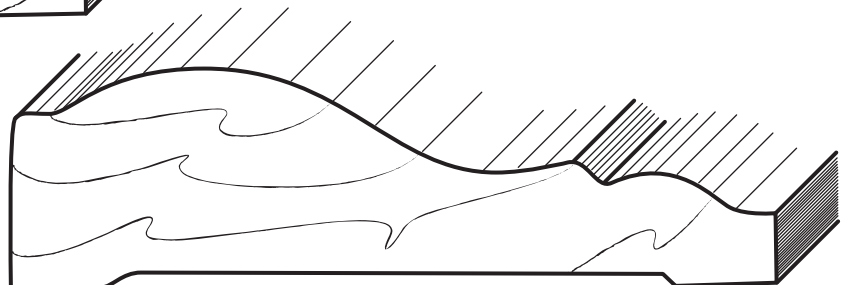
HM 278 3/4" x 3" K A



HM 1229 3/4" x 3 1/2" K A



HM 230 1 1/4" x 3 3/8" K A



HM 232 1 1/16" x 4" K A

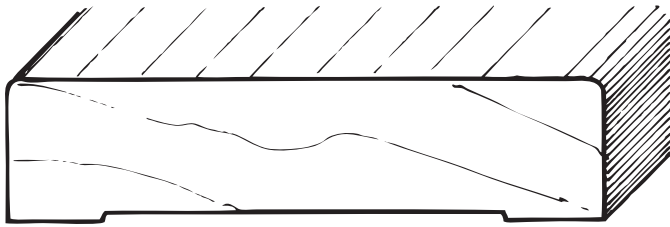
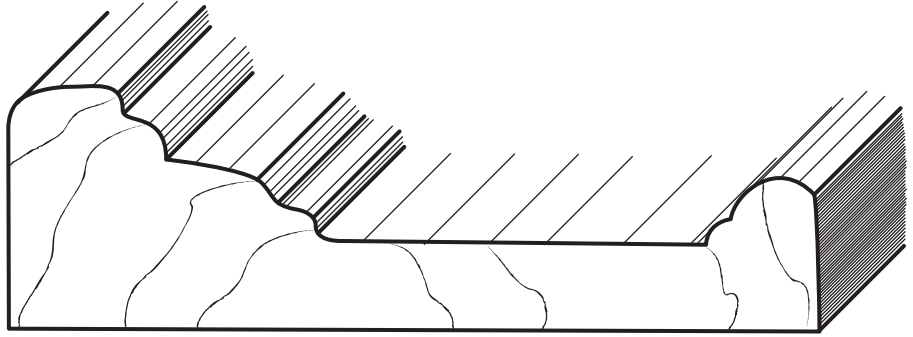
CASING

(FOR ADDITIONAL CUSTOM CASING SEE PP. 29-32)

LEGEND: O=Oak, A=Alder, KA=Knotty Alder, P=Poplar, C=Cherry M=Maple, SM=Soft Maple

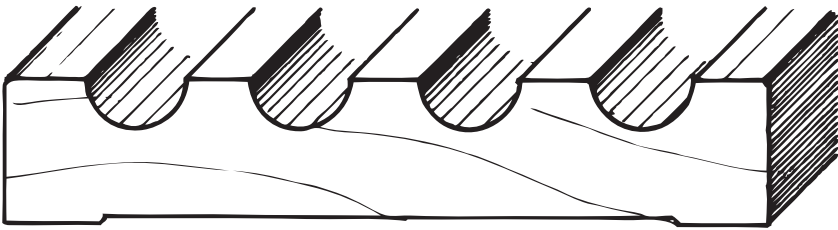
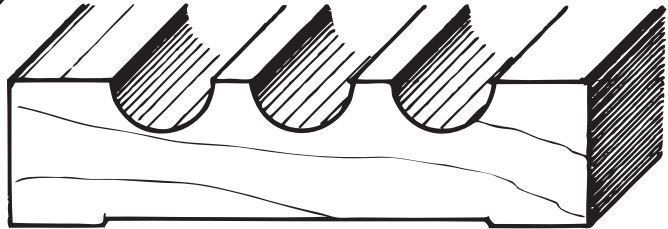
CASING

HM 233
1 1/4" x 4 3/16"
KA



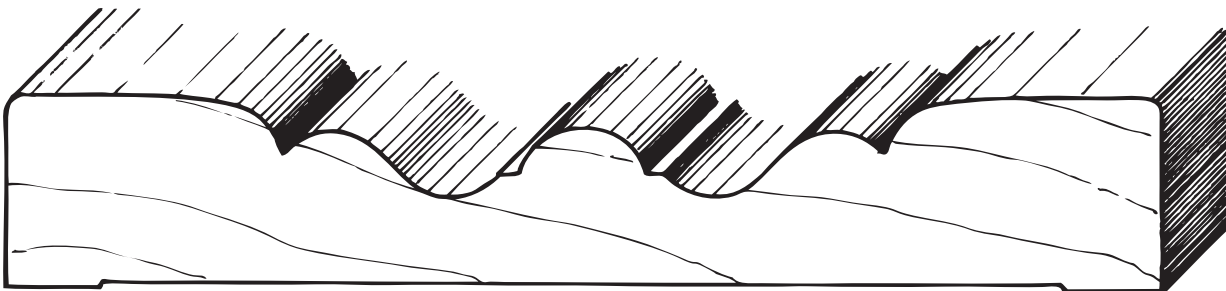
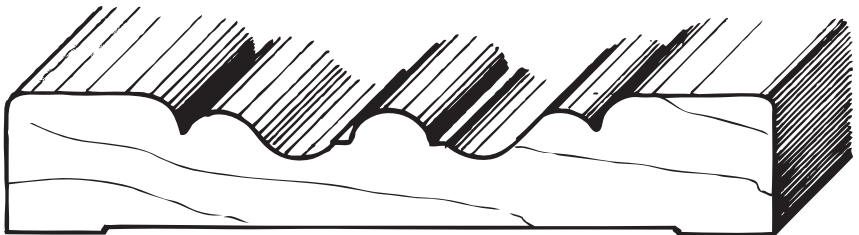
HM 2023
3/4" x 3 1/8"
KA

HM 225
3/4" x 3"
O A C M P



HM 226
3/4" x 4"
O P

HM 234
3/4" x 4"
O K A P

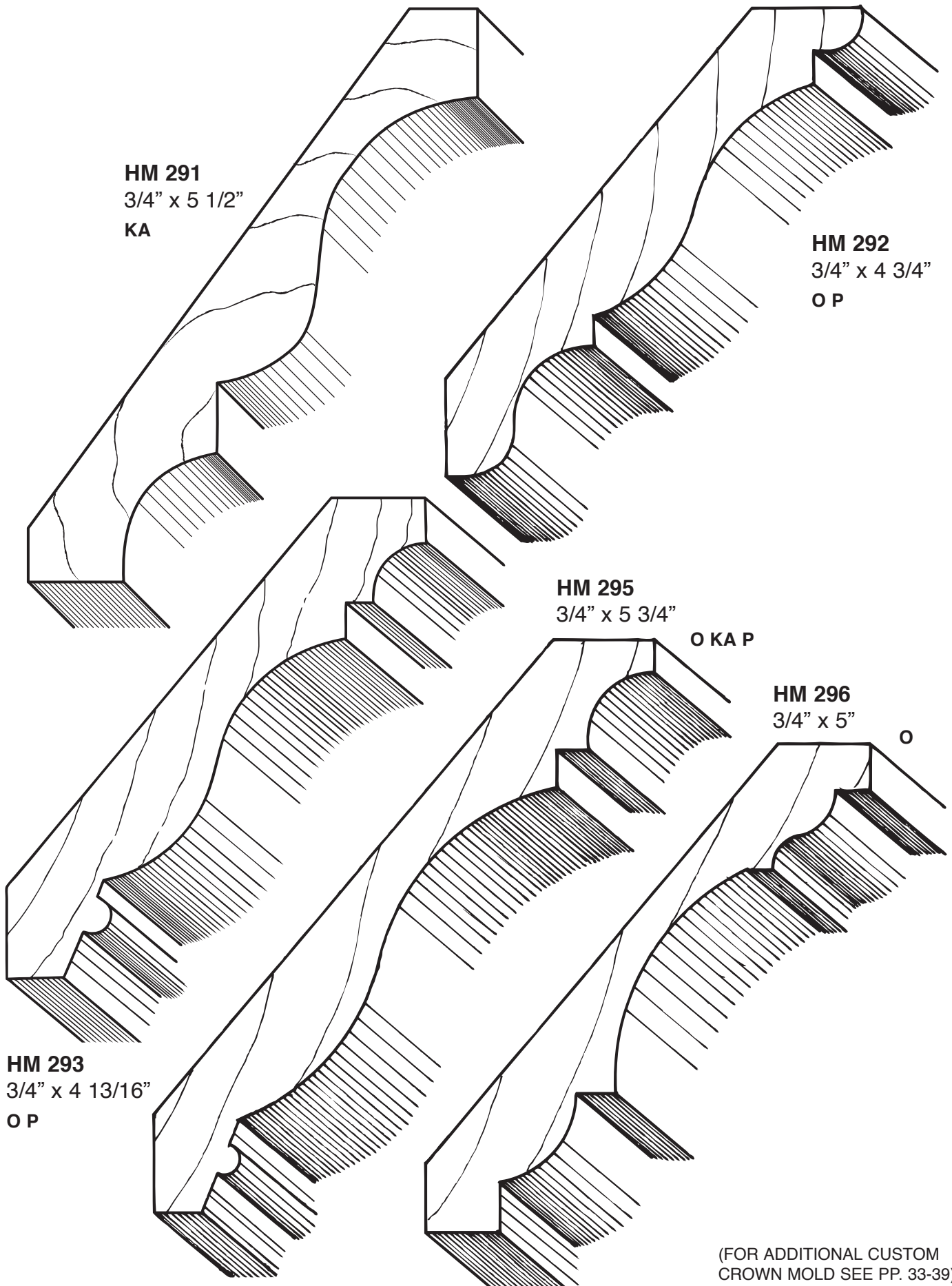


HM 236
1" x 6"
O K A M P

LEGEND: O=Oak, A=Alder, KA=Knotty Alder,
P=Poplar, C=Cherry M=Maple, SM=Soft Maple

(FOR ADDITIONAL CUSTOM CASING SEE PP. 29-32)

CROWN MOLD

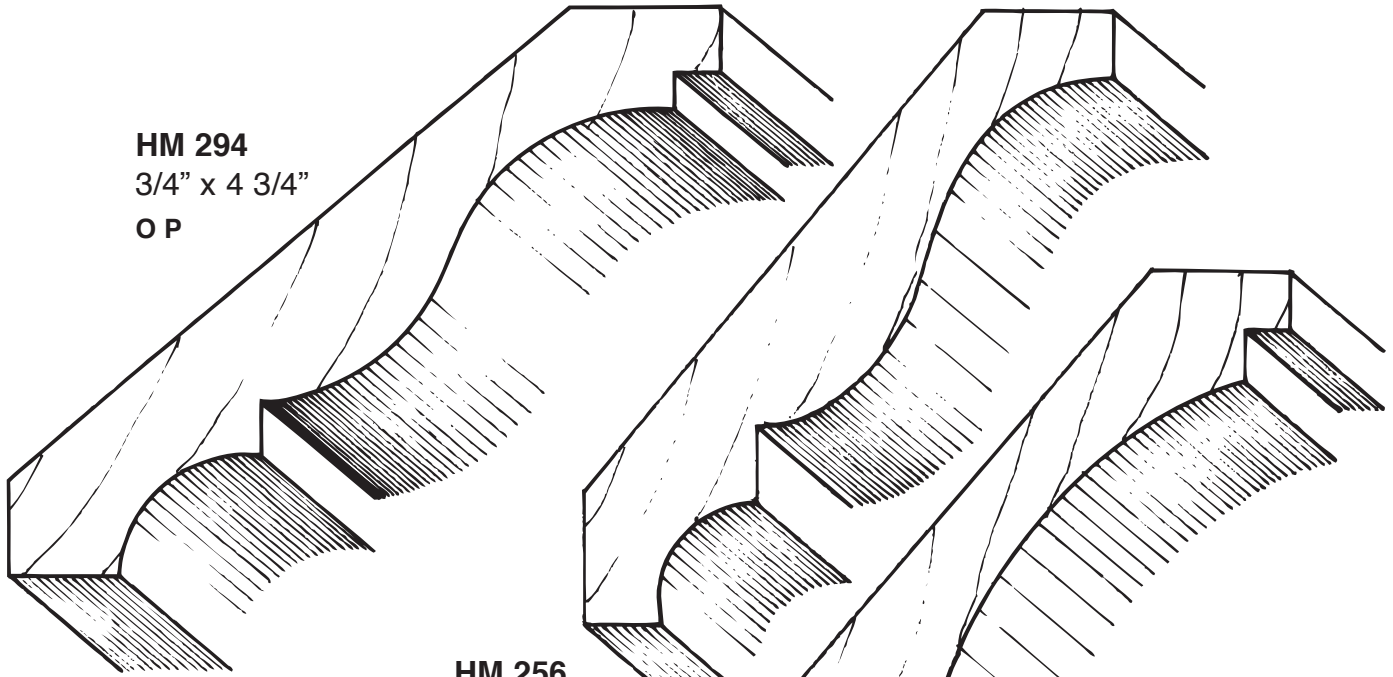


CROWN MOLD

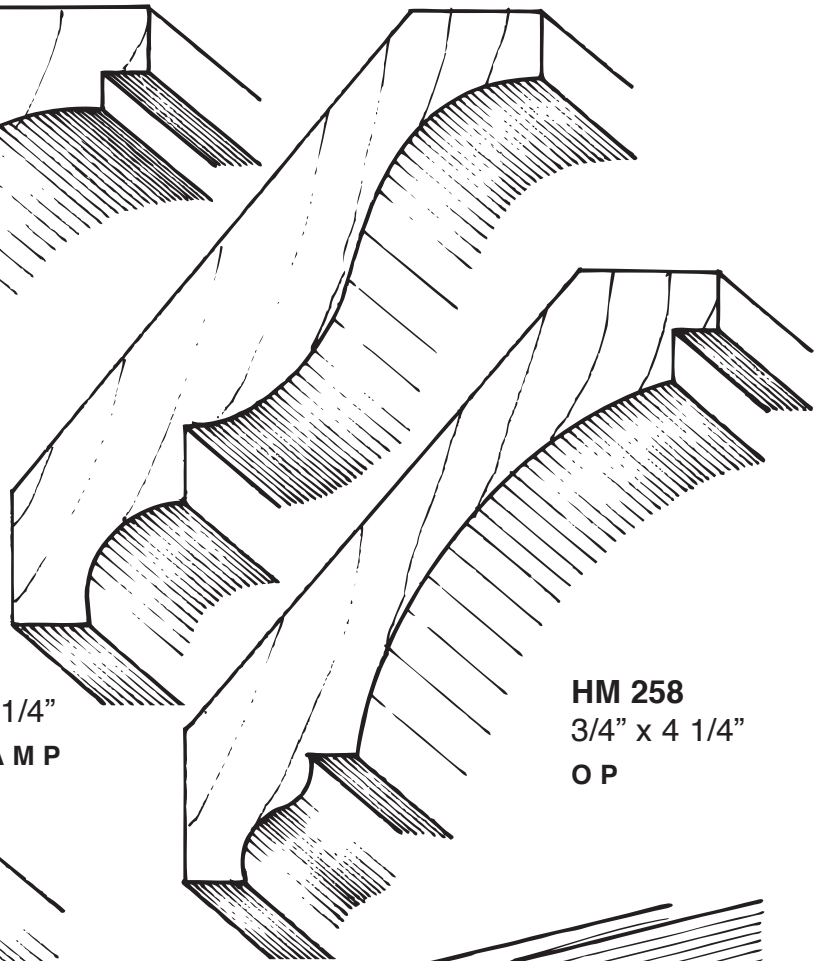
(FOR ADDITIONAL CUSTOM CROWN MOLD SEE PP. 33-39)

CROWN MOLD AND DENTAL MOLD

HM 294
 $3/4" \times 4 3/4"$
 OP

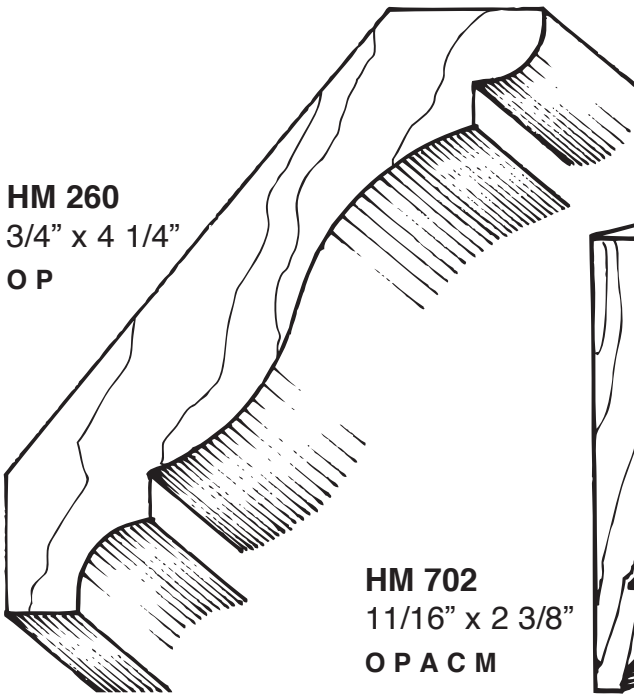


HM 256
 $3/4" \times 4 1/4"$
 O A C K A M P

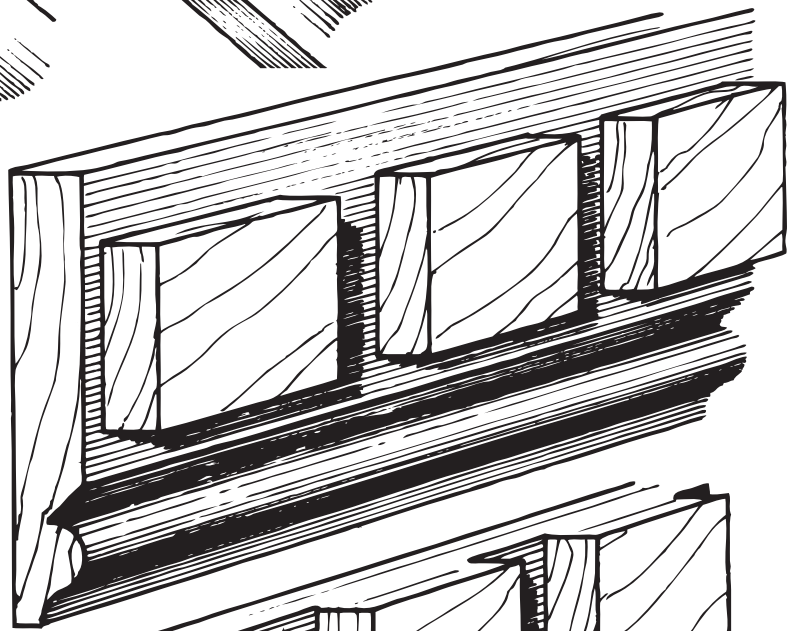


HM 258
 $3/4" \times 4 1/4"$
 OP

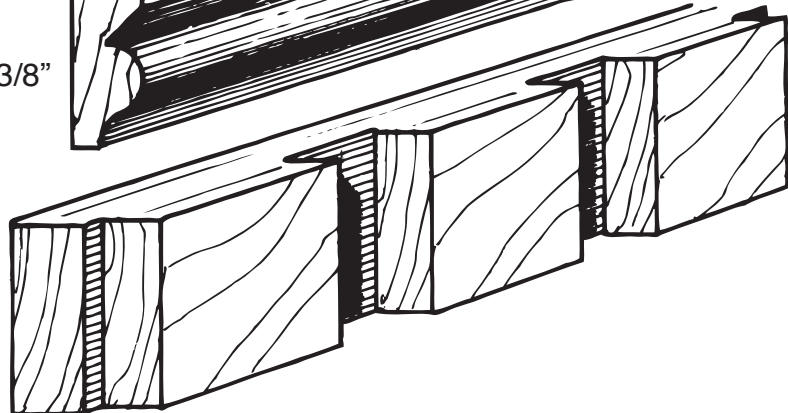
HM 260
 $3/4" \times 4 1/4"$
 OP



HM 702
 $1 1/16" \times 2 3/8"$
 O P A C M



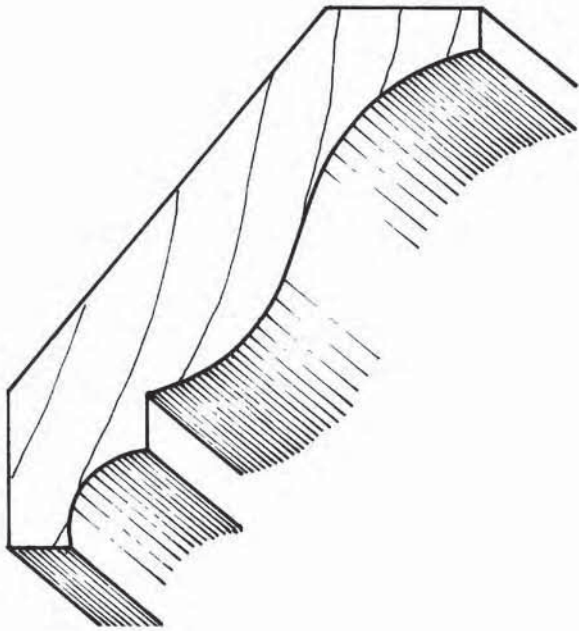
HM 702B
 $1 1/16" \times 1"$
 O P A C M



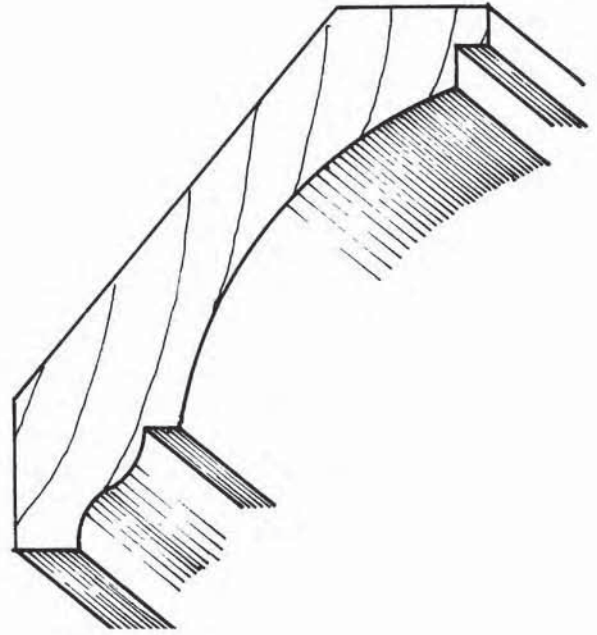
CROWN MOLD

(FOR ADDITIONAL CUSTOM
 CROWN MOLD SEE PP. 33-39)

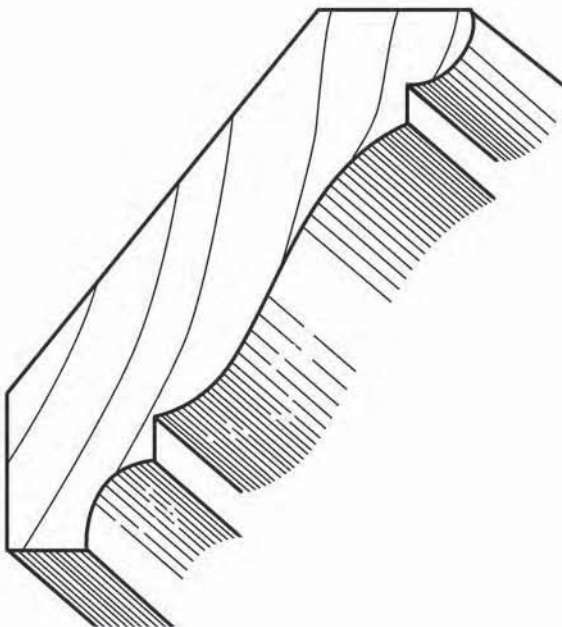
CROWN MOLD



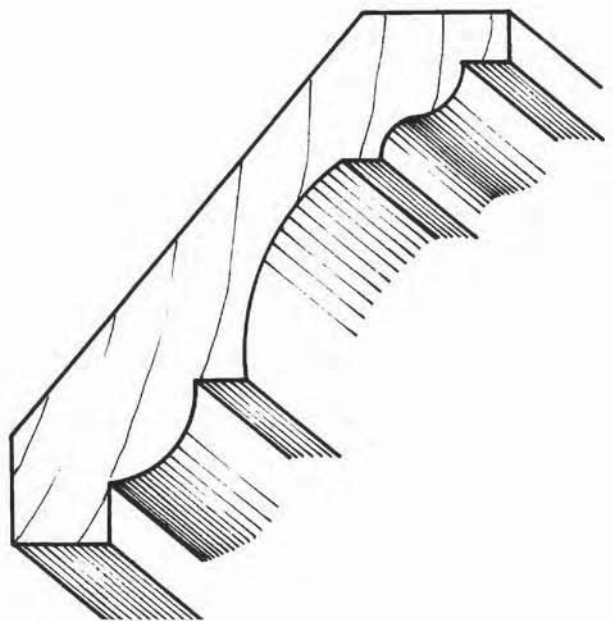
HM 262
 3/4" x 3 3/4"
 O A C M P



HM 264
 3/4" x 3 3/4"
 O



HM 266
 3/4" x 3 3/4"
 O



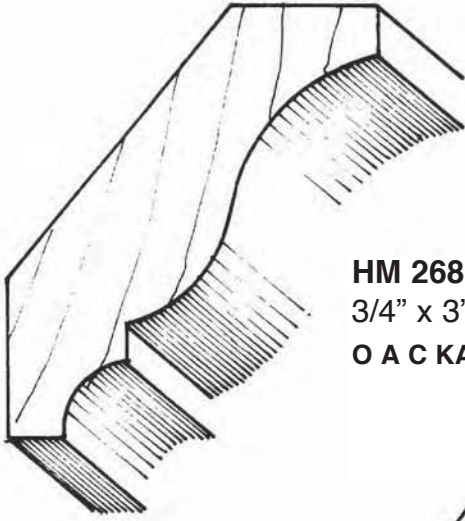
HM 297
 3/4" x 3 3/4"
 O P

LEGEND: O=Oak, A=Alder, KA=Knotty Alder, P=Poplar, C=Cherry, M=Maple, SM=Soft Maple

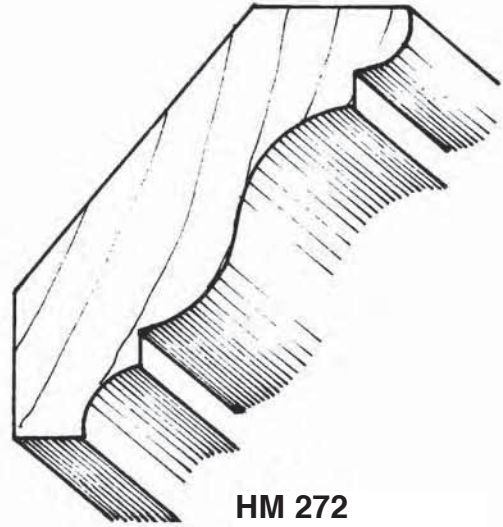
(FOR ADDITIONAL CUSTOM CROWN MOLD SEE PP. 33-39)

CROWN MOLD

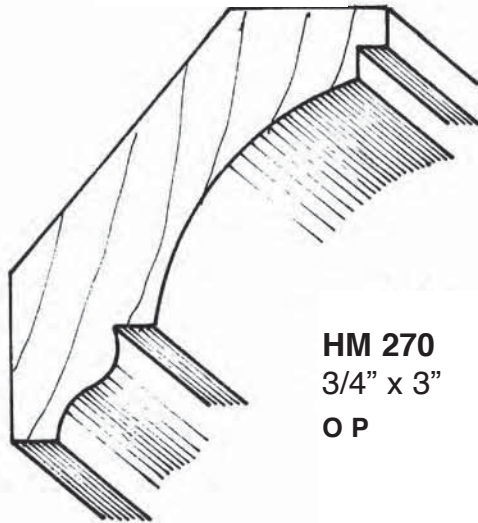
CROWN MOLD



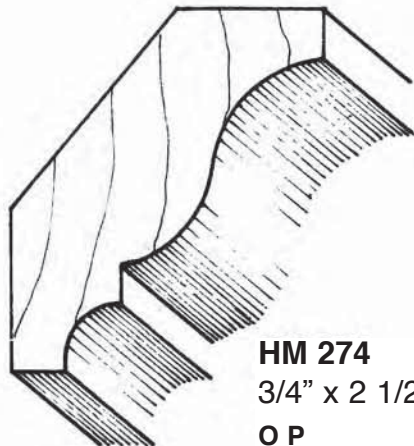
HM 268
3/4" x 3"
O A C K A M P



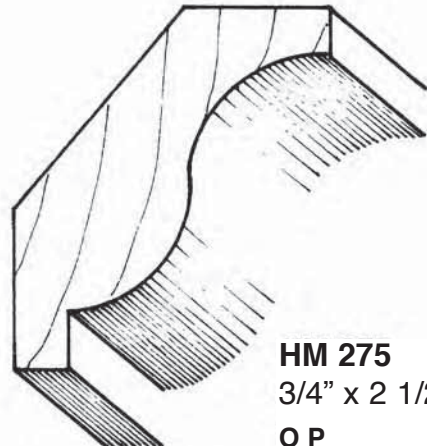
HM 272
3/4" x 3"
O P



HM 270
3/4" x 3"
O P



HM 274
3/4" x 2 1/2"
O P



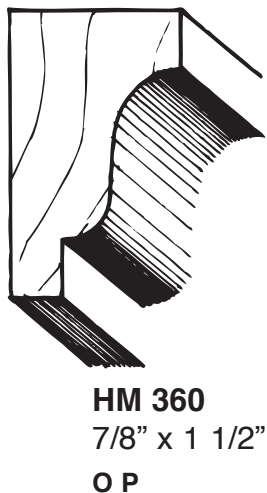
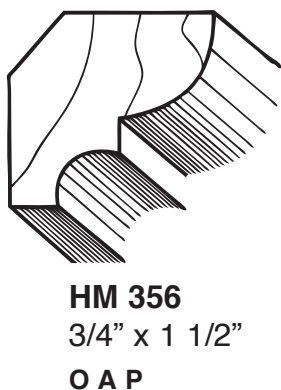
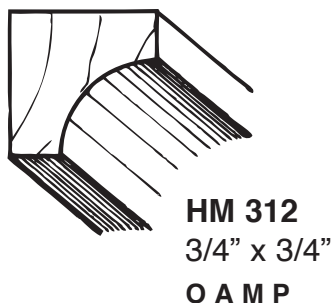
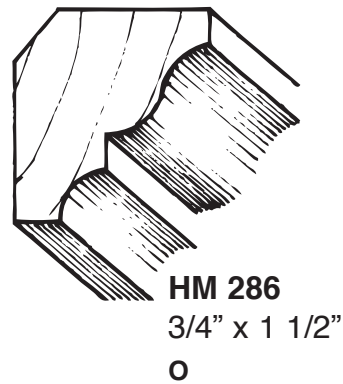
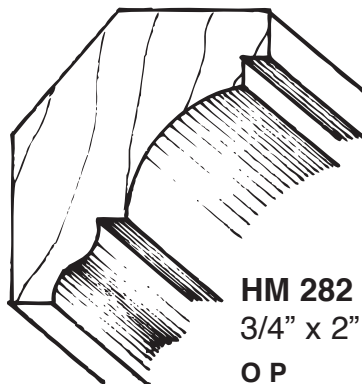
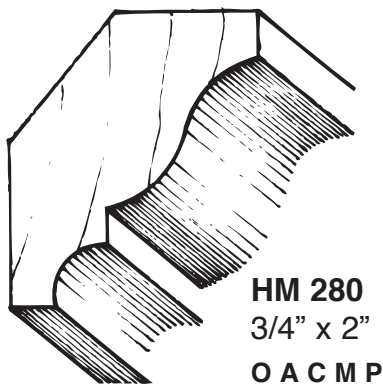
HM 275
3/4" x 2 1/2"
O P

CROWN MOLD

(FOR ADDITIONAL CUSTOM
CROWN MOLD SEE PP. 33-39)

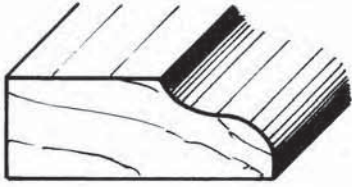
LEGEND: O=Oak, A=Alder, KA=Knotty Alder,
P=Poplar, C=Cherry M=Maple, SM=Soft Maple

CROWN, COVE, BED & CORNICE MOLDS

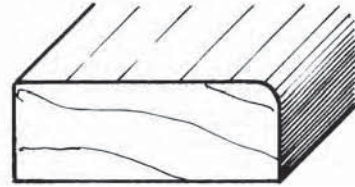


(FOR ADDITIONAL CUSTOM CROWN MOLD SEE PP. 33-39)

DOOR STOP MOLD



HM 405 1/2" x 1 3/8"
O



HM 412 1/2" x 1 3/8"
OAMP



HM 407 1/2" x 1 7/8"
O



HM 414 1/2" x 1 7/8"
OP



HM 409 1/2" x 1 3/8"
OP



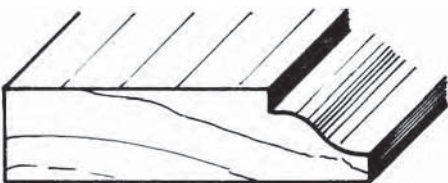
HM 415 1/2" x 1/2"
O



HM 410 1/2" x 1 5/8"
OAMP



HM 416 1/2" x 3/4"
OACP



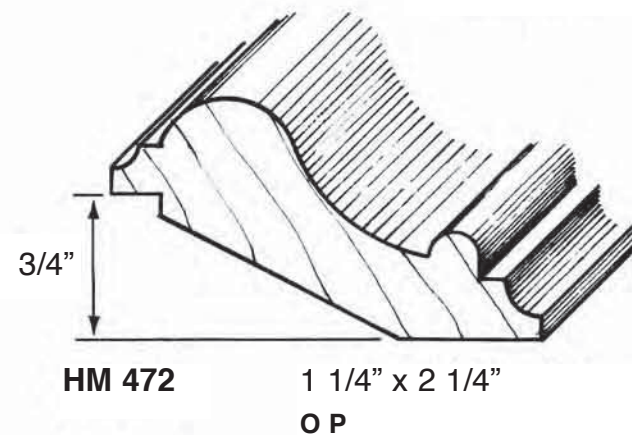
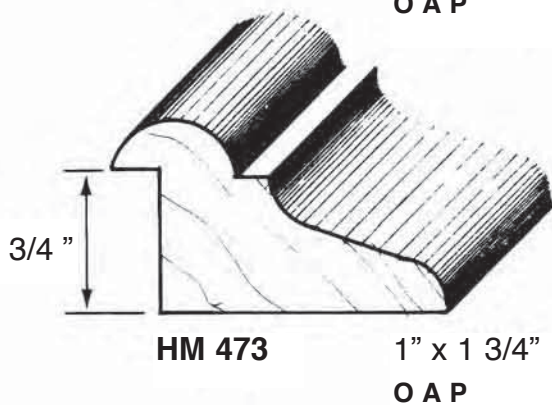
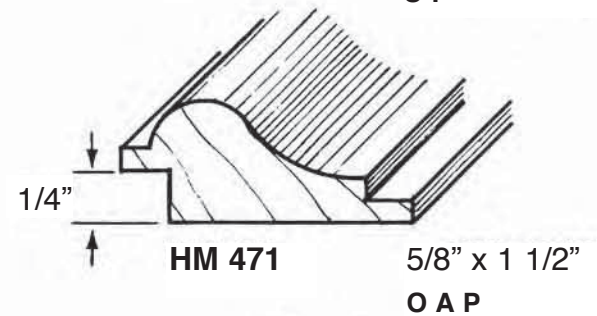
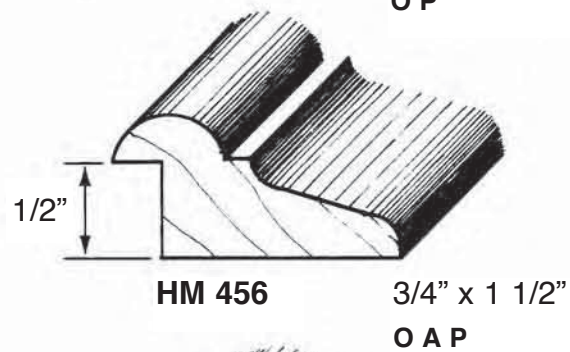
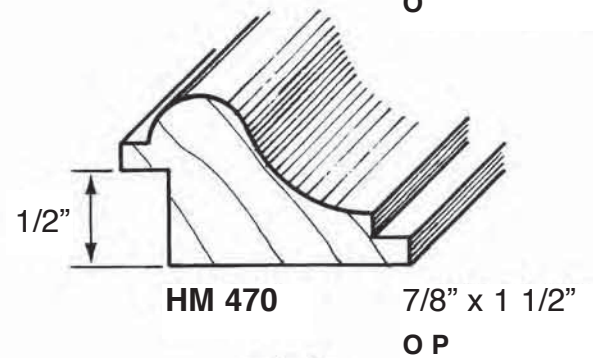
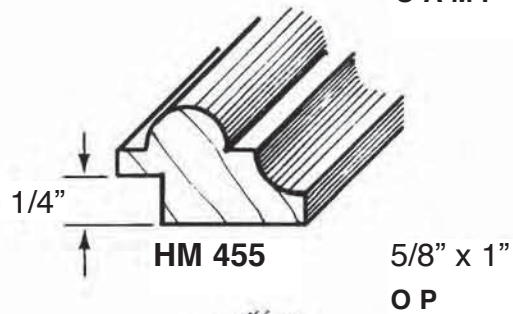
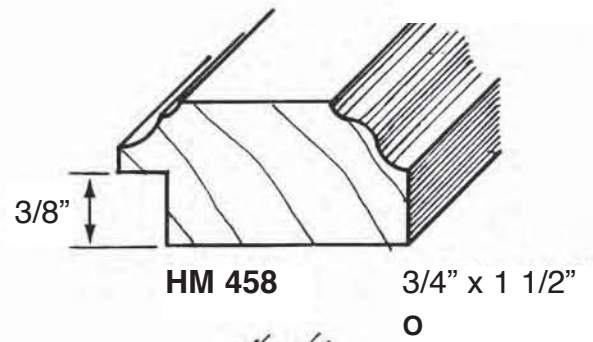
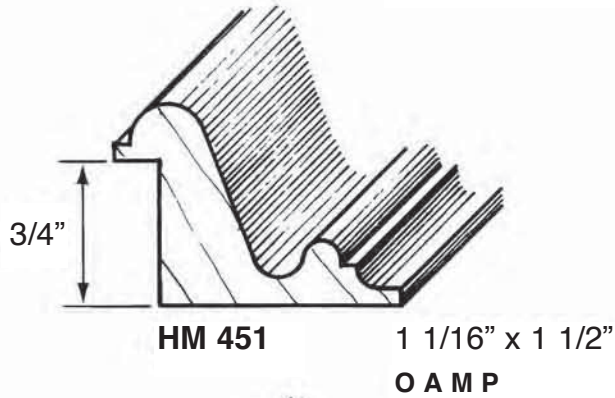
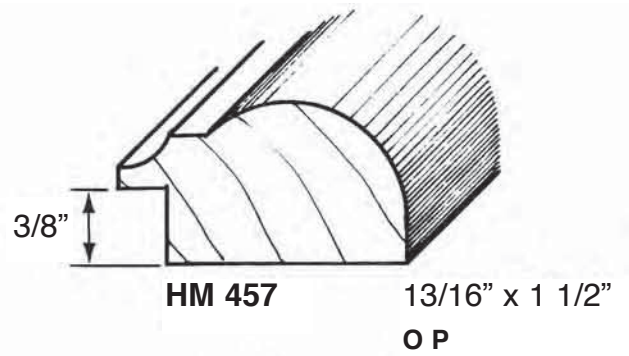
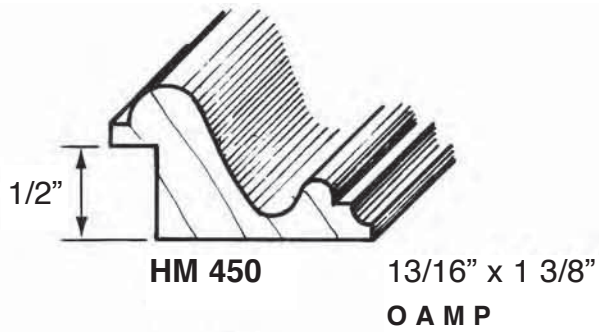
HM 411 1/2" x 1 7/8"
O



HM 417 5/8" x 5/8"
OP

LEGEND: O=Oak, A=Alder, KA=Knotty Alder,
P=Poplar, C=Cherry M=Maple, SM=Soft Maple

PANEL MOLD




PANEL MOLD

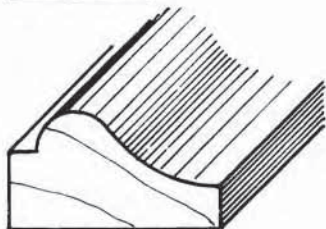
PLANT-ON MOLD



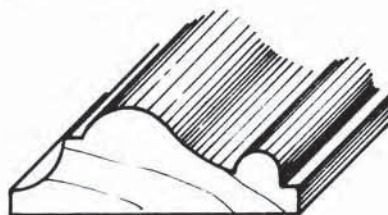
HM 500
7/16" x 3/4"
O A P



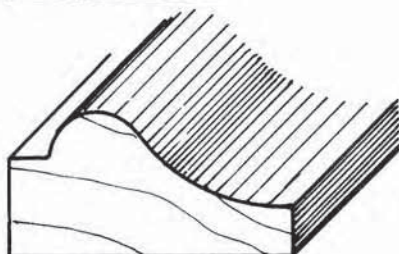
HM 507
5/8" x 1 1/8"
O P



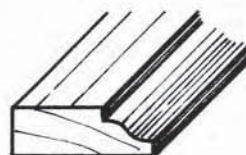
HM 501
5/8" x 1 1/8"
O A P




HM 516
9/16" x 1 1/2"
O P



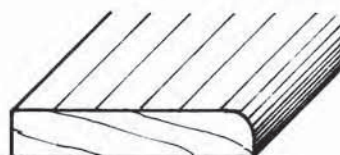
HM 502
3/4" x 1 1/2"
O A M P




HM 510
1/4" x 3/4"
O P



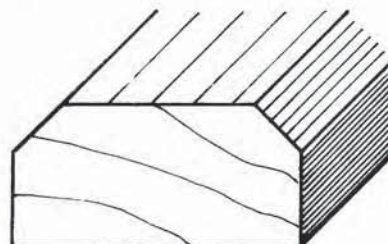
HM 503
3/8" x 3/4"
O A M P




HM 511
1/4" x 1 1/4"
O A M



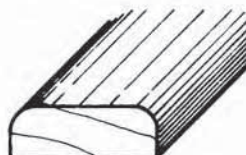
HM 515
9/16" x 1 1/8"
O A P



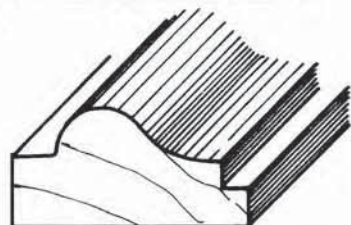
HM 512
3/4" x 1 1/2"
O



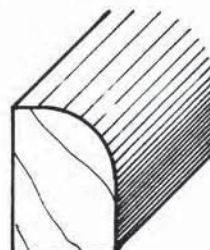
HM 504
3/4" x 1 1/2"
O A P



HM 513
1/4" x 3/4"
O P



HM 505
5/8" x 1 1/4"
O P

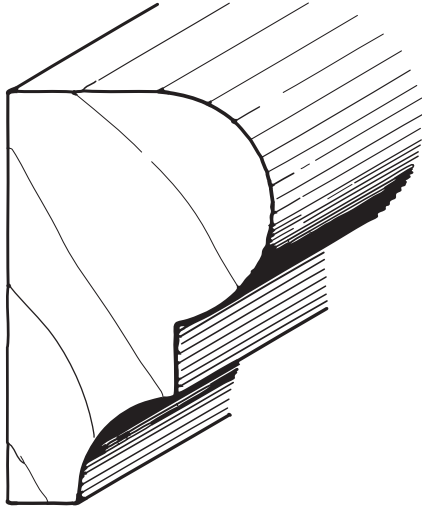


HM 514
1/2" x 3/4"
O A M P

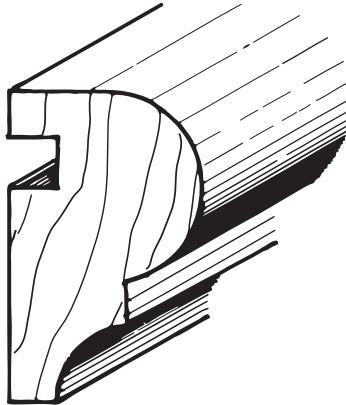
PLANT ON MOLD

LEGEND: O=Oak, A=Alder, KA=Knotty Alder, P=Poplar, C=Cherry, M=Maple, SM=Soft Maple

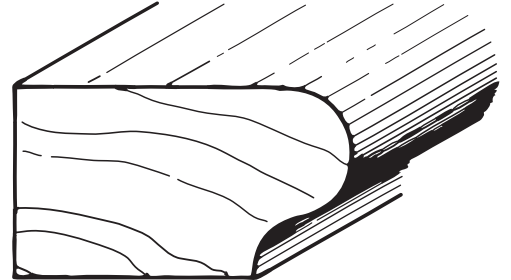
NOSING AND OUTSIDE CORNER MOLD



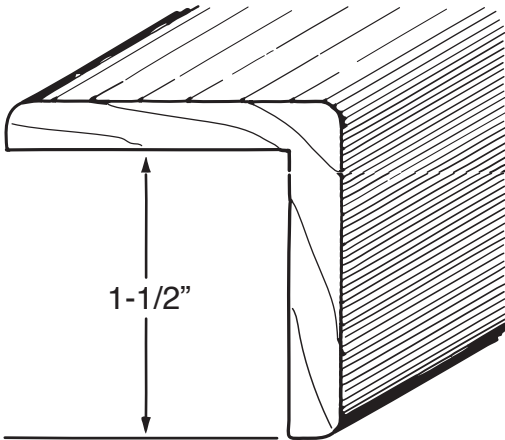
HM 600
 2 1/8" x 1 3/8"
 O P K A



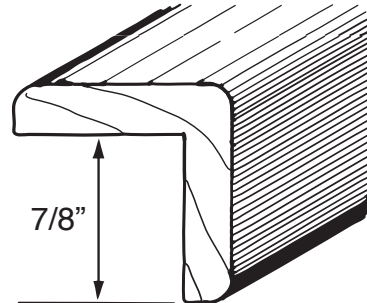
HM 601
 1 5/8" x 1"
 O A C M



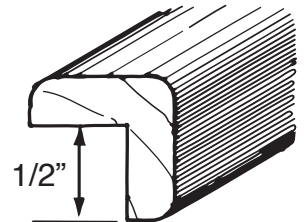
HM 602
 1" x 1 3/4"
 O A P



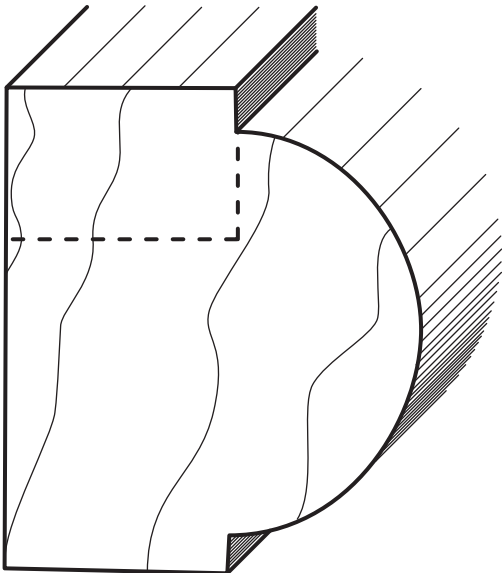
HM 610
 1 3/4" x 1 3/4"
 O P



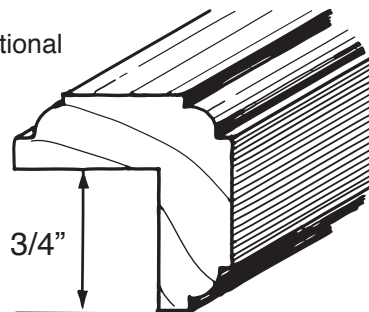
HM 604
 1 1/8" x 1 1/8"
 O M P



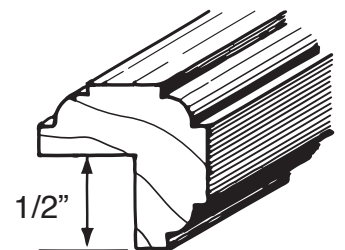
HM 608
 3/4" x 3/4"
 O P



HM 371
 2 1/2" x 2 3/16"
WINDOW STOOL
 K A P
 *Rabbet Optional

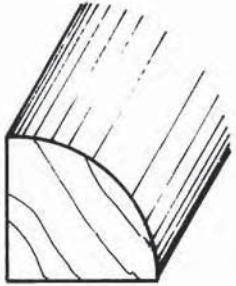


HM 605
 1 1/8" x 1 1/8"
 O P

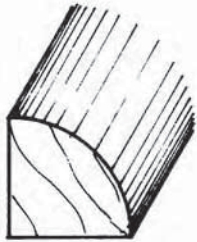


HM 607
 7/8" x 7/8"
 O P

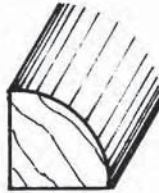
QUARTER, HALF AND FULL ROUNDS



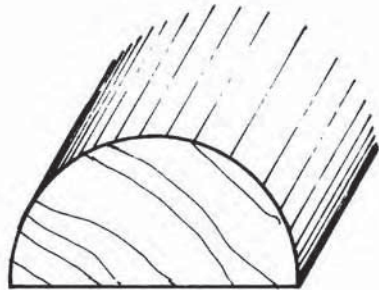
HM 652
3/4" x 3/4"
O P



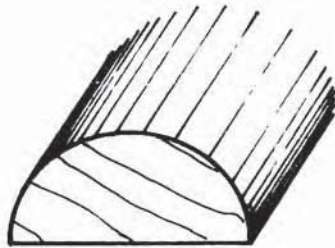
HM 653
5/8" x 5/8"
O P



HM 654
1/2" x 1/2"
O P



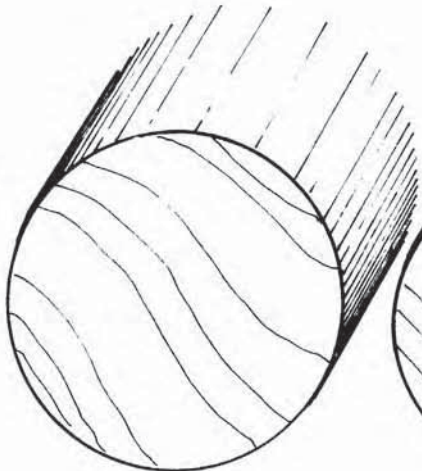
HM 670
3/4" x 1 1/2"
O P



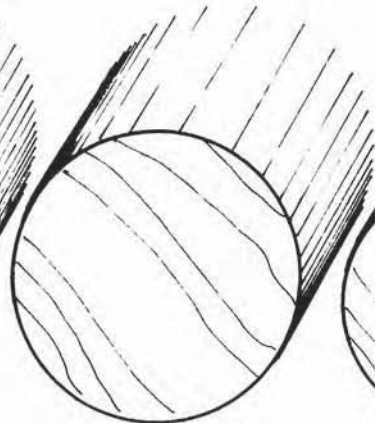
HM 671
5/8" x 1 1/4"
O



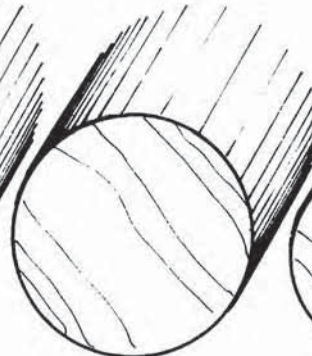
HM 672
3/8" x 3/4"
O



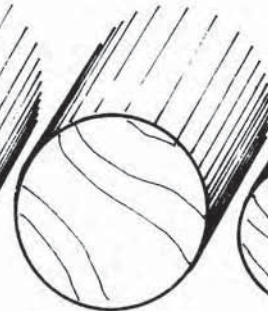
HM 655
1 3/4" Diameter
O M P



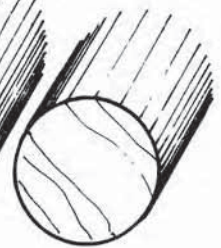
HM 656
1 1/2" Diameter
O



HM 657
1 1/4" Diameter
O



HM 658
1" Diameter
O P

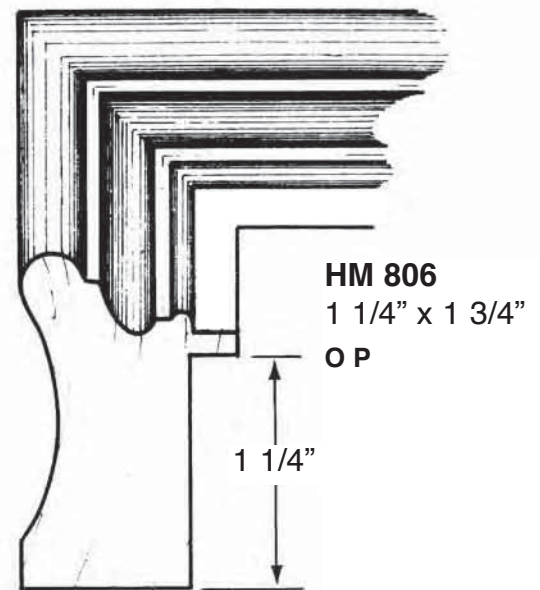
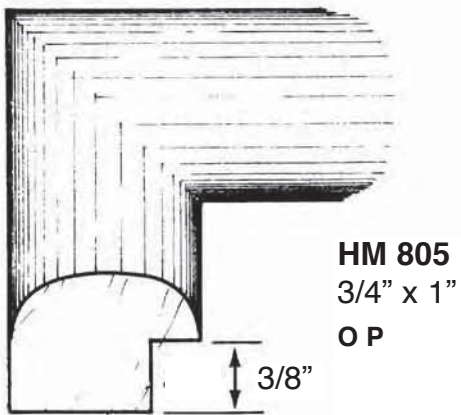
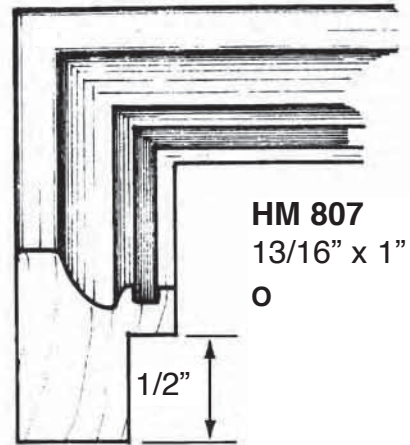
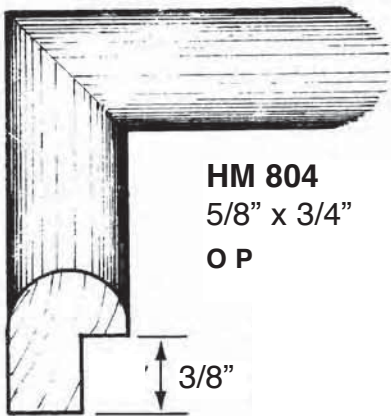
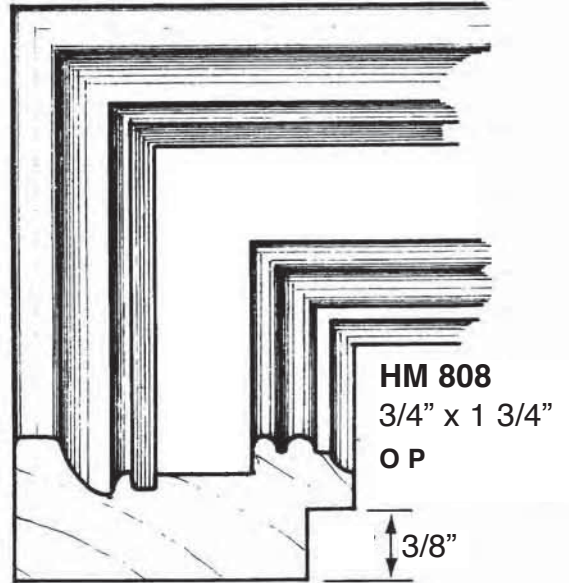
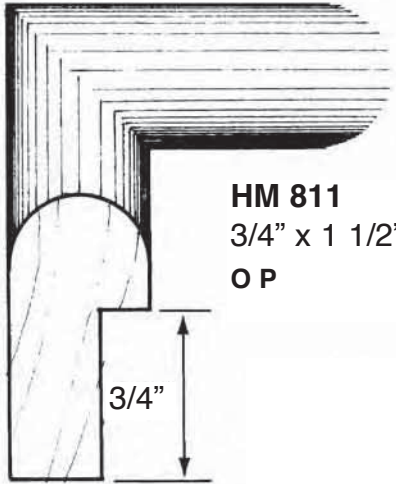


HM 659
3/4" Diameter
O

LEGEND: O=Oak, A=Alder, KA=Knotty Alder,
P=Poplar, C=Cherry M=Maple, SM=Soft Maple

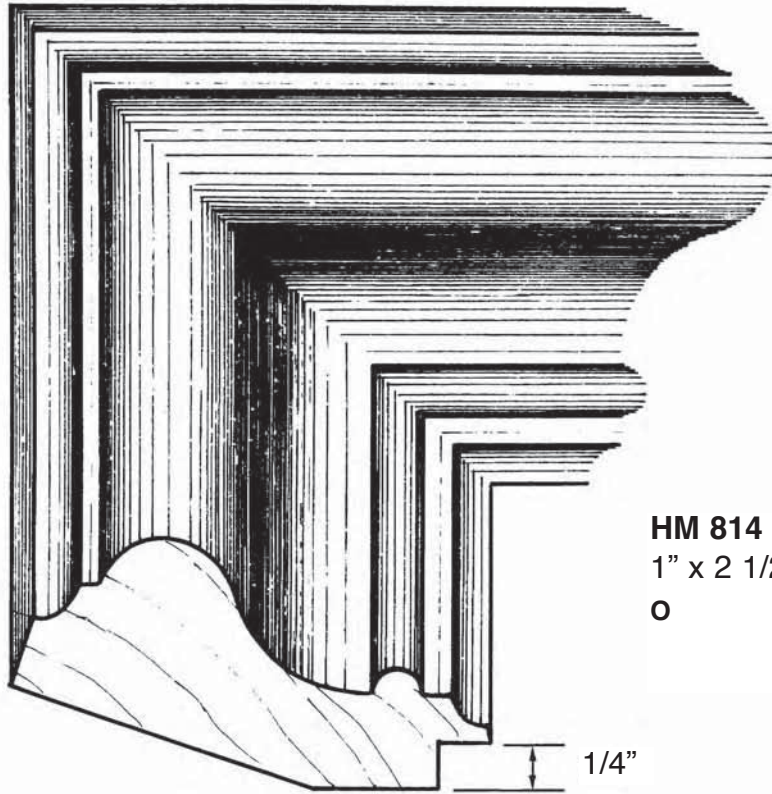
QUARTER & FULL ROUND

PICTURE FRAME

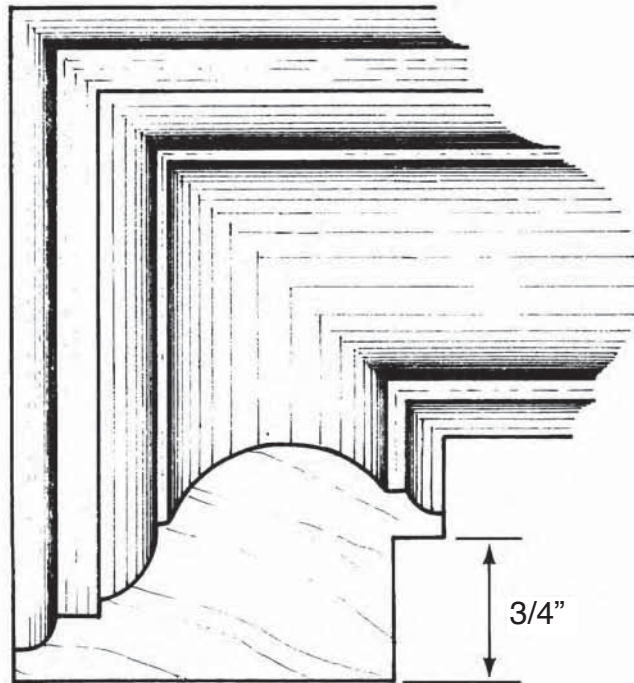


PICTURE FRAME

PICTURE FRAME



HM 814
1" x 2 1/2"
O



HM 815
1 1/4" x 2 1/4"
O P

LEGEND: O=Oak, A=Alder, KA=Knotty Alder,
P=Poplar, C=Cherry M=Maple, SM=Soft Maple

SOLID STOCK

STOCK SIZES AVAILABLE

23150

3/4" x 1 1/2" (1 x 2)
O P M

23250

3/4" x 2 1/2" (1 x 3)
O P

23350

3/4" x 3 1/2" (1 x 4)
O P M A K A C

23450

3/4" x 4 1/2" (1 x 5)
O P

23550

3/4" x 5 1/2" (1 x 6)
O P A K A C M

23750

3/4" x 7 1/4" (1 x 8)
O P M A K A C


23950

3/4" x 9 1/4" (1 x 10)
O A K A

231150

3/4" x 11 1/4" (1 x 12)
O P M A K A

(OTHER SIZES
AVAILABLE BY
SPECIAL ORDER)



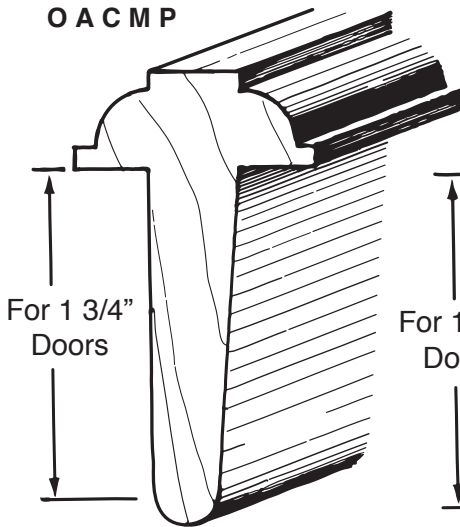
T-ASTRIGALS, BRICK MOLD, DOOR JAMBS & HEADER

BRICK MOLD & JAMBS

HM 606

1 1/4" x 2 3/8" x 8' length

O A C M P

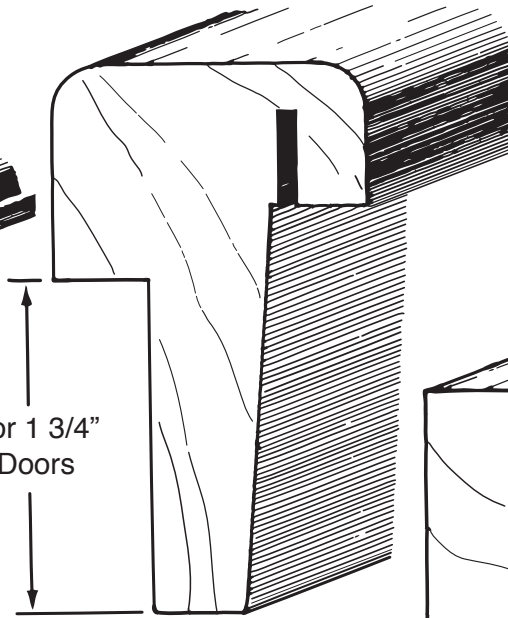


HM 609

1 5/8" x 2 7/8" x 8' length

WITH KERF FOR WEATHERSTRIP

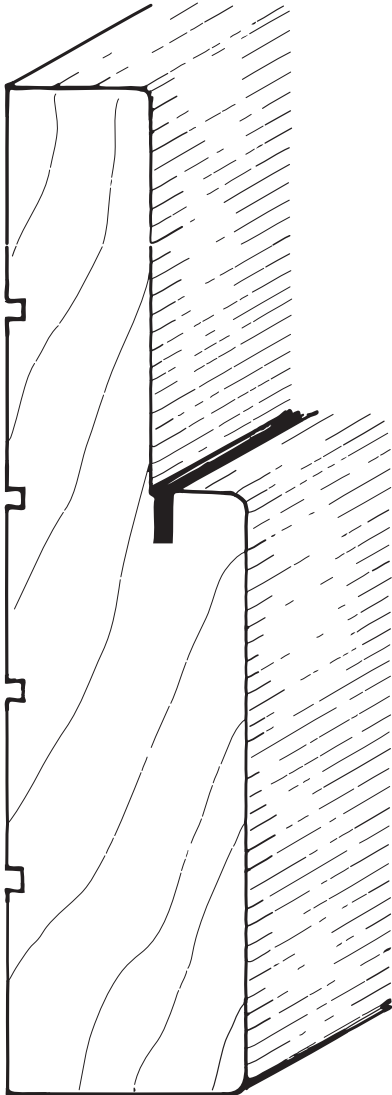
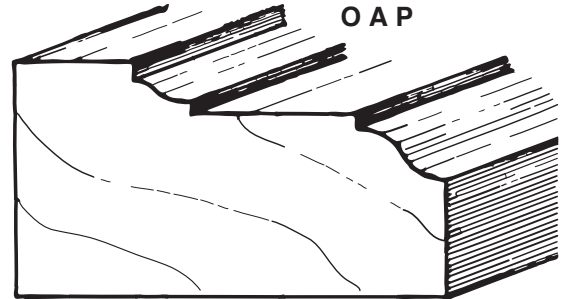
A C M O



BRICK MOLD

1 1/4" x 2 1/4"

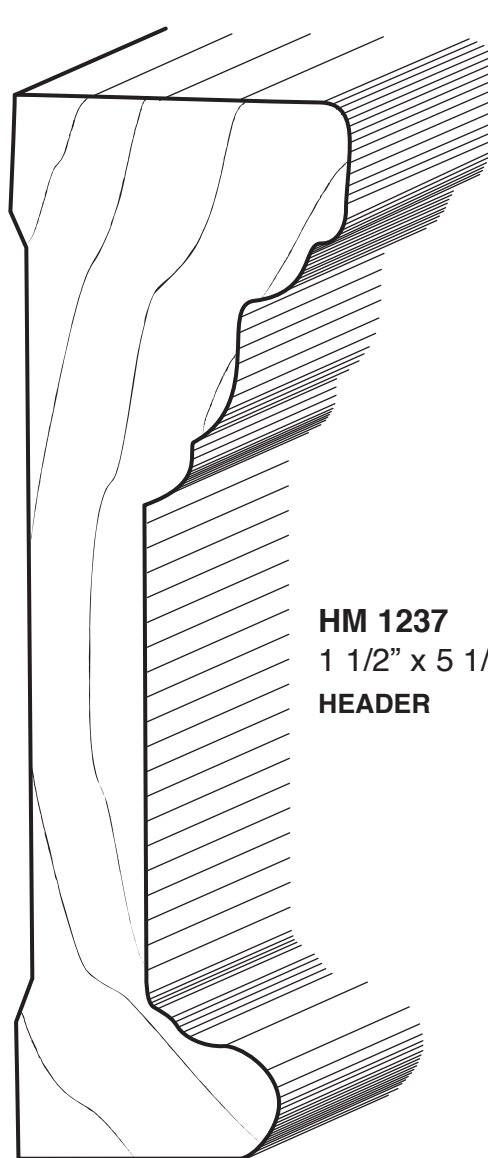
O A P



EXTERIOR DOOR JAMB

(w/ kerf for weatherstrip)

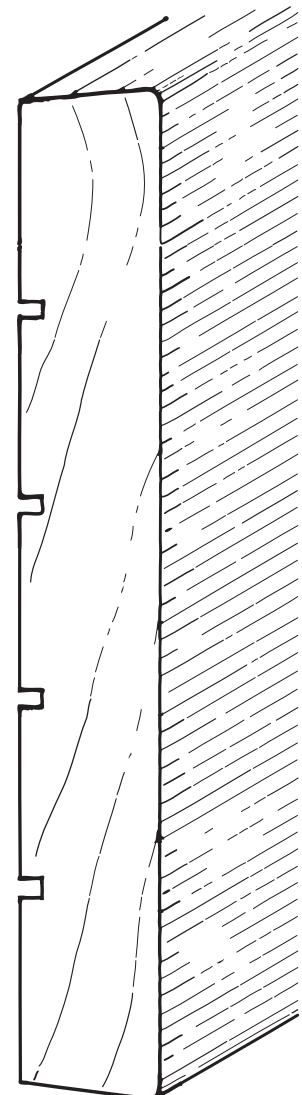
1 1/4" x 6 5/8" A O P K A



HM 1237

1 1/2" x 5 1/2"

HEADER



INTERIOR DOOR JAMB

3/4" x 4 5/8"

A M O P K A

3/4" x 4 7/8"

A O

CUSTOM AND SPECIAL ORDER SECTION

The following pages represent some of the custom profiles we produce. We are also able to match profiles for restoration and create profiles of your design.

Custom orders are non-returnable, and require a non-refundable deposit and set-up fee. All Custom Knives will remain in the possession of Huetter Mill & Cabinet for future use.

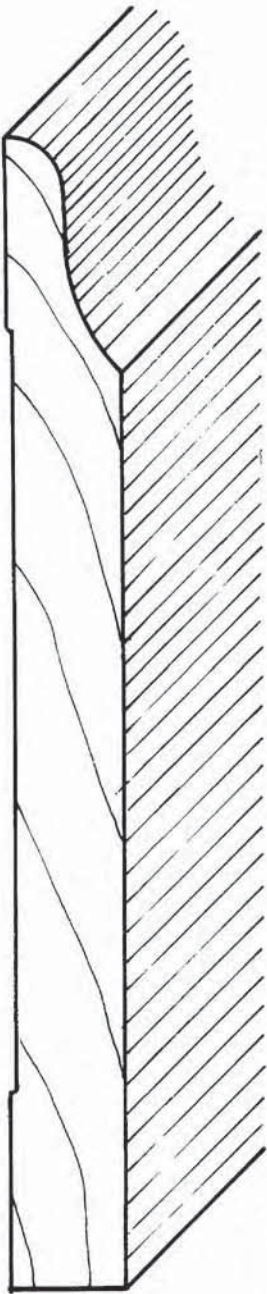
Custom radius casing, chair rail, base and crown can be ordered to match any of our profiles.

Please call our Customer Service department for quotes on these items as well as all of your custom woodworking needs.

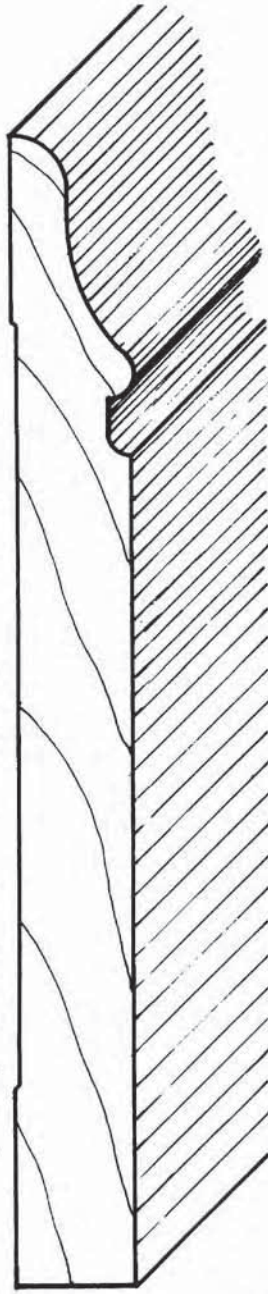
Telephone us at 801-266-3222 or toll free 800-246-3225 or fax your needs to 801-263-0425. Thank you.

SPECIAL ORDER BASE

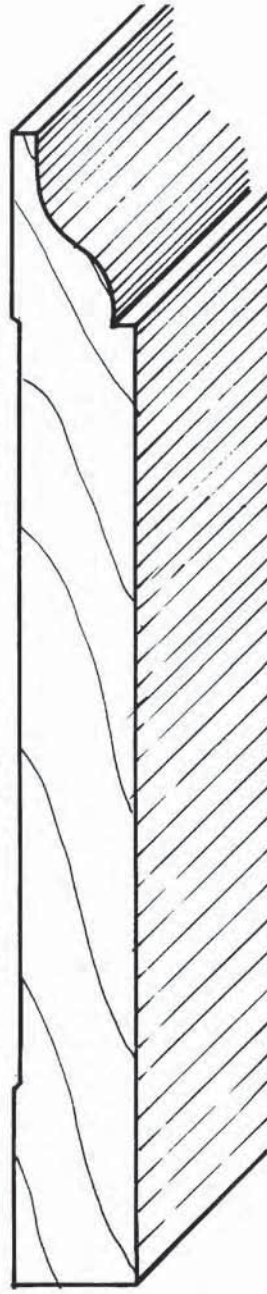
CUSTOM ORDER



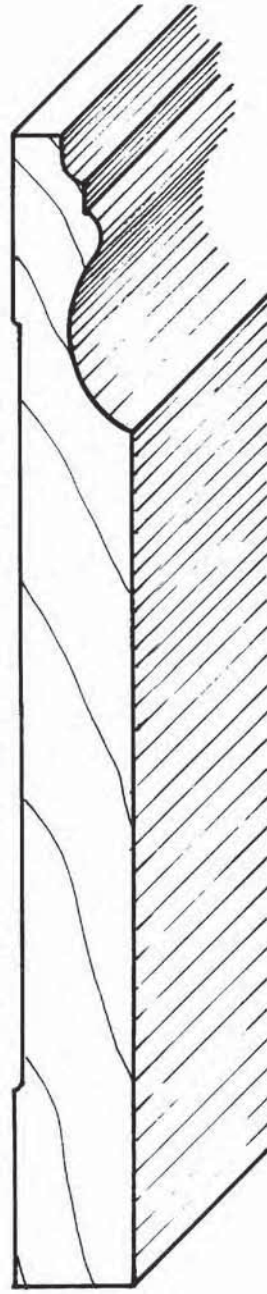
HM 105
5/8" x 6"




HM 107
5/8" x 6"



HM 109
5/8" x 6"



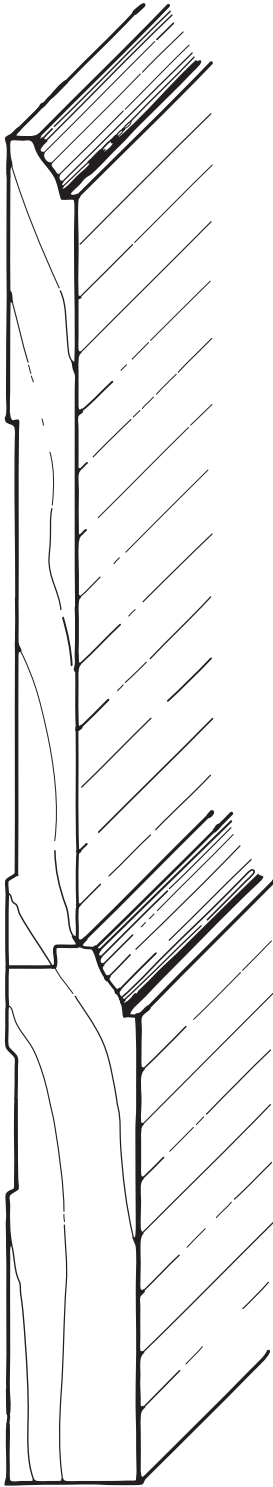
HM 133
5/8" x 6"



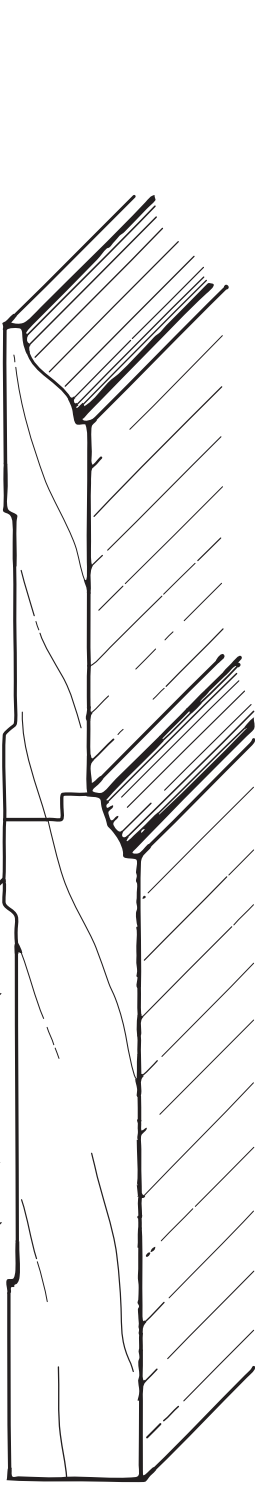
HM 1108
5/8" x 5 1/2"

SPECIAL ORDER BASE

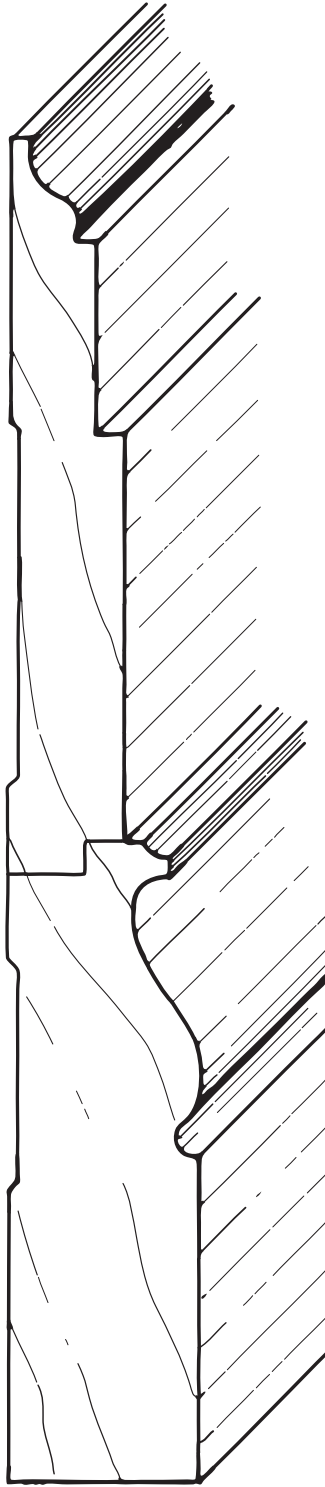
CUSTOM ORDER



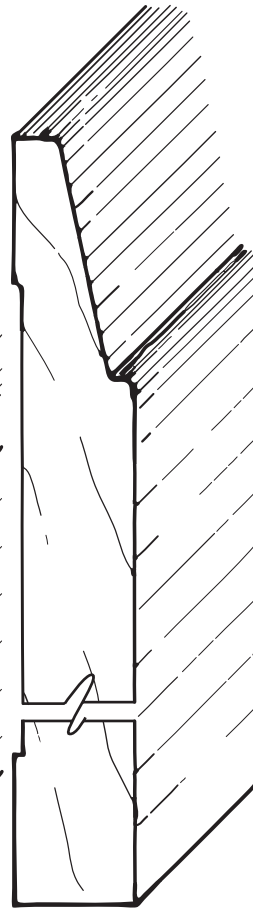
HM 1101
5/8" x Variable
Up to 11 1/2"



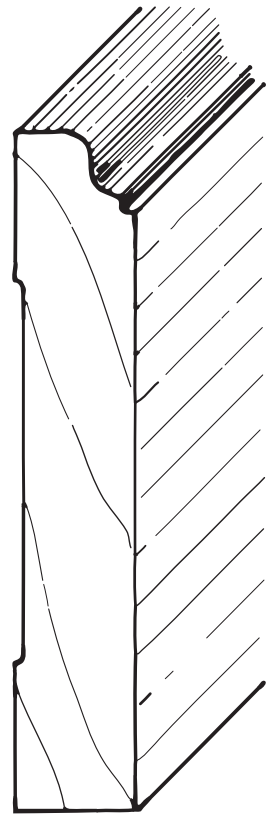
HM 1102
5/8" x Variable
Up to 11 1/2"



HM 1103
1" x Variable
Up to 11 1/2"



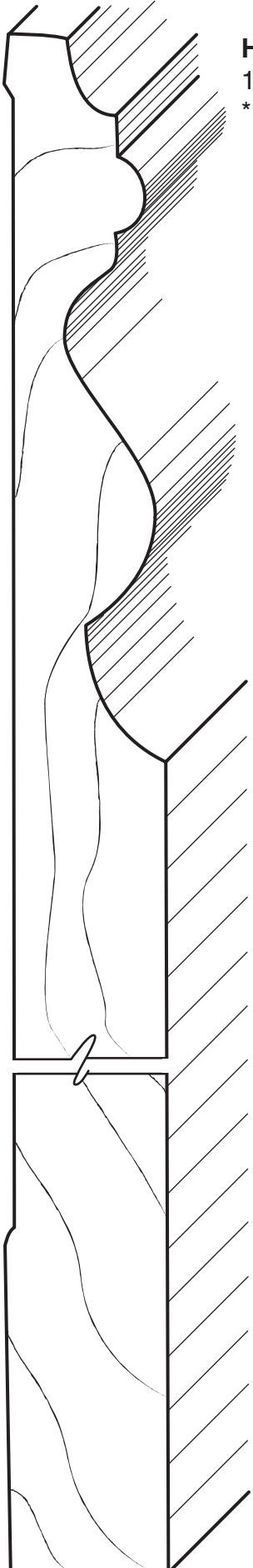
HM 1104
5/8" x Variable
Up to 11 1/2"



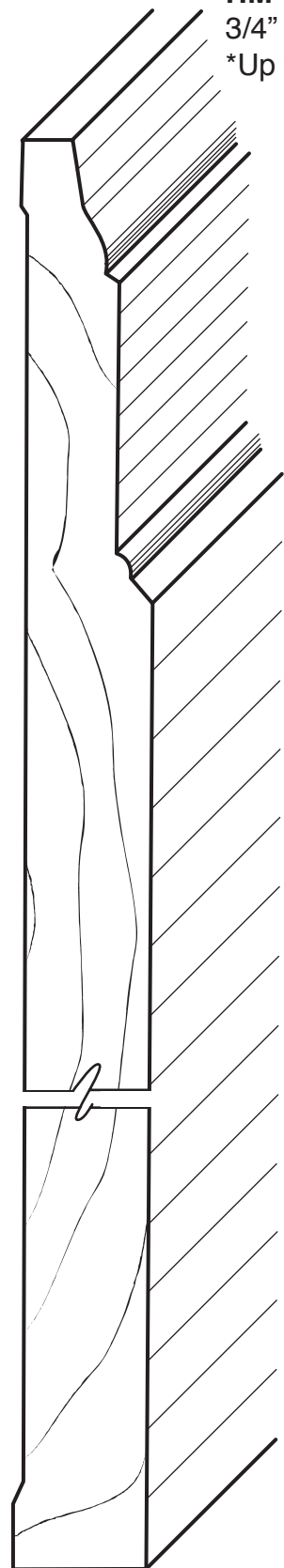
HM 1105
5/8" x Variable
Up to 11 1/2"

SPECIAL ORDER BASE

CUSTOM ORDER



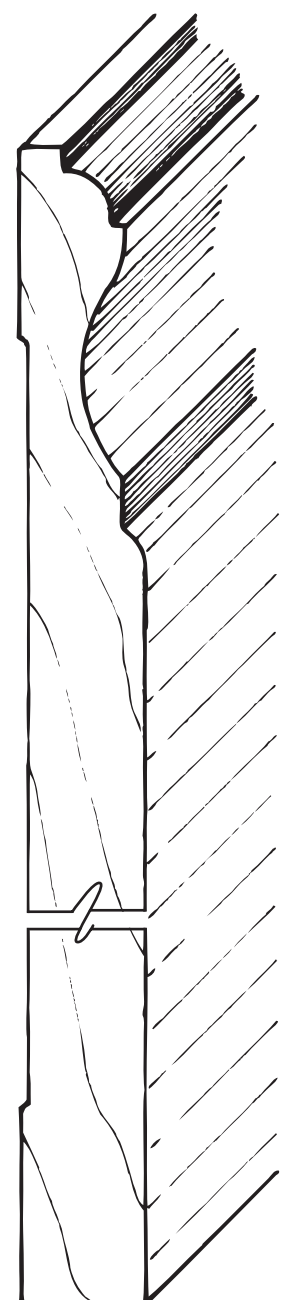
HM 1110
1" x Variable
*Up to 11 1/2"



HM 1112
3/4" x Variable
*Up to 11 1/2"

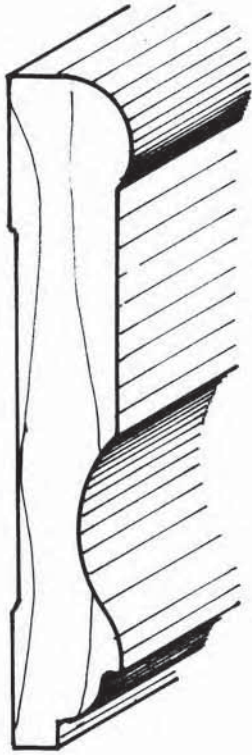


HM 1106
5/8" x Variable
*Up to 11 1/2"

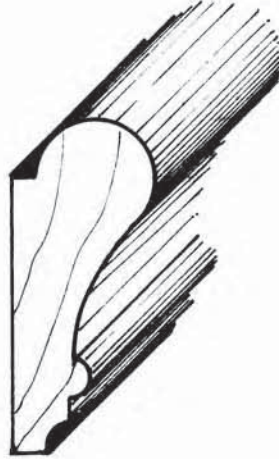


HM 1107
5/8" x Variable
*Up to 11 1/2"

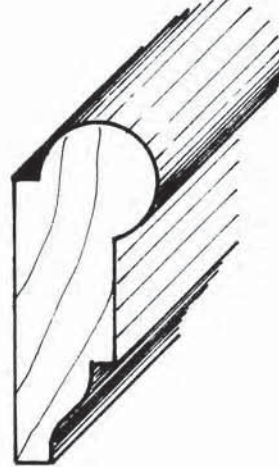
SPECIAL ORDER CHAIR RAIL & PICTURE RAIL



HM 1201
5/8" x 3 1/2"



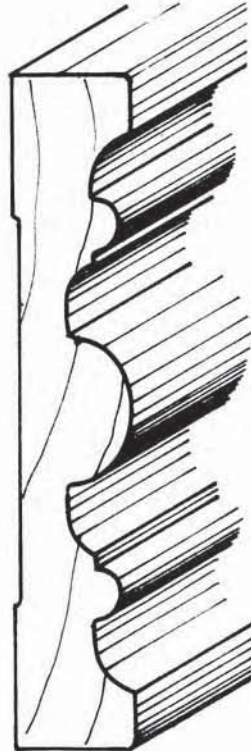
HM 1801
3/4" x 1 3/4"



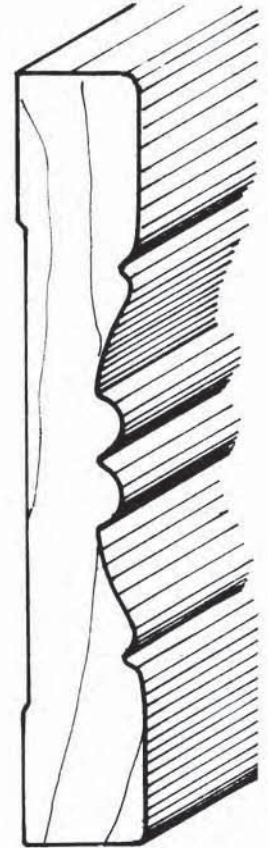
HM 1802
3/4" x 1 3/4"



HM 1202
5/8" x 3"



HM 1203
5/8" x 3 1/2"

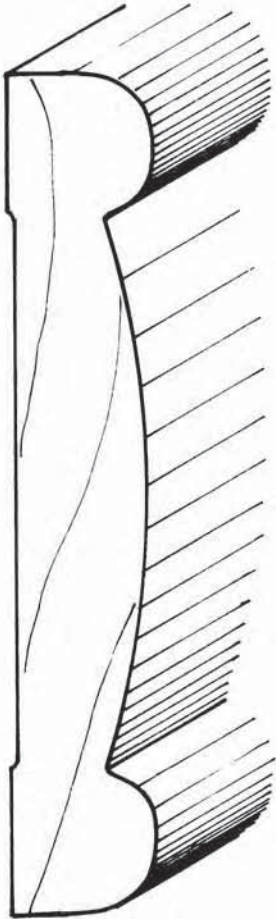


HM 1204
5/8" x 4"

CUSTOM ORDER

SPECIAL ORDER CHAIR RAIL & CASING

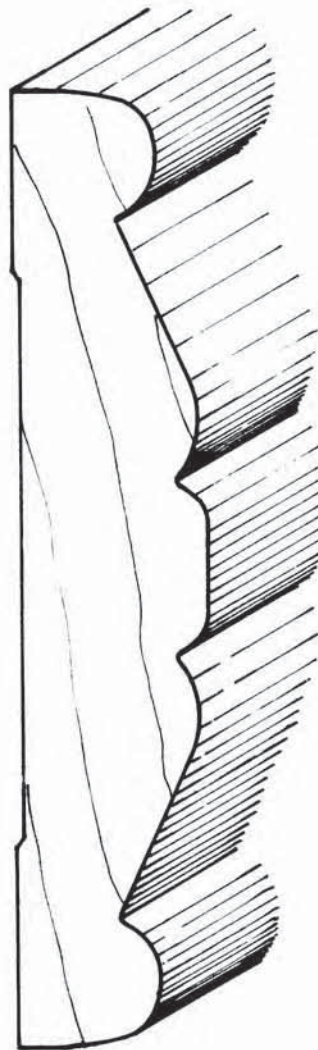
CUSTOM ORDER



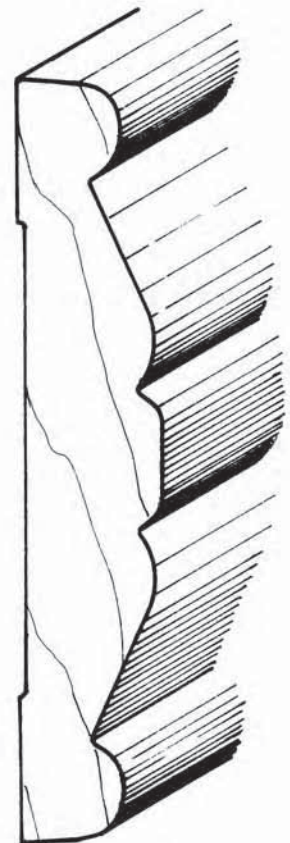
HM 1205
3/4" x 4 3/8"



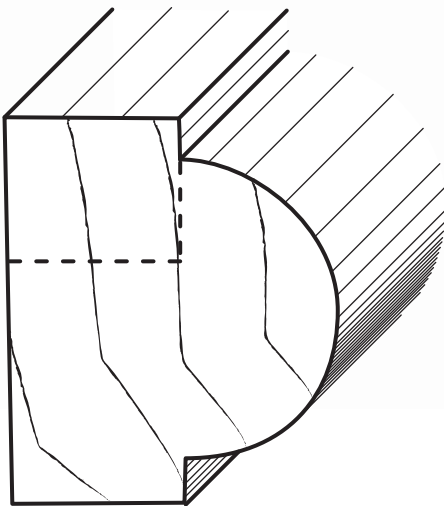
HM 1206
5/8" x 3 3/8"



HM 1207
1" x 5"

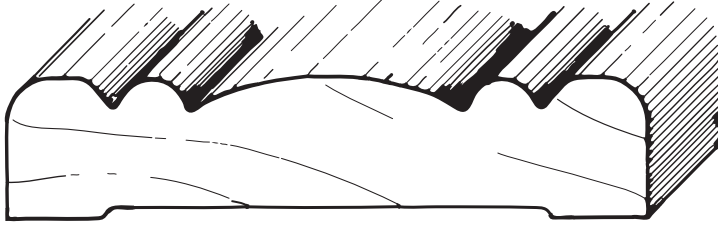


HM 1208
3/4" x 4"

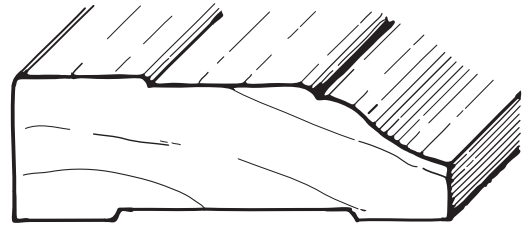


HM 370
2" x 1 3/4"
NOSING
*Rabbet Optional


SPECIAL ORDER CASING



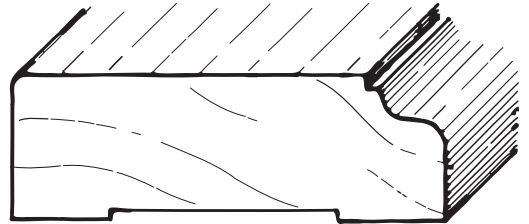
HM 1209
3/4" x 3 3/8"



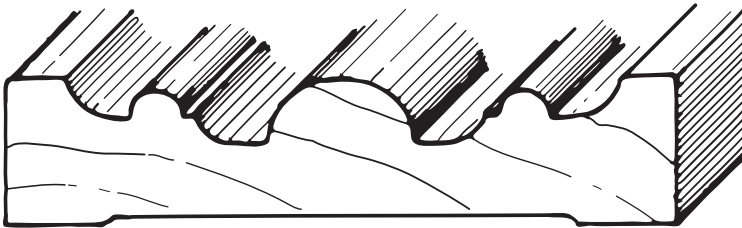
HM 1212
3/4" x 2 1/4"



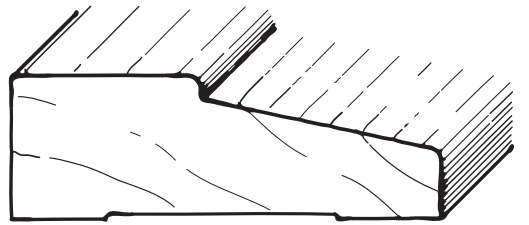
HM 1210
3/4" x 3 1/8"



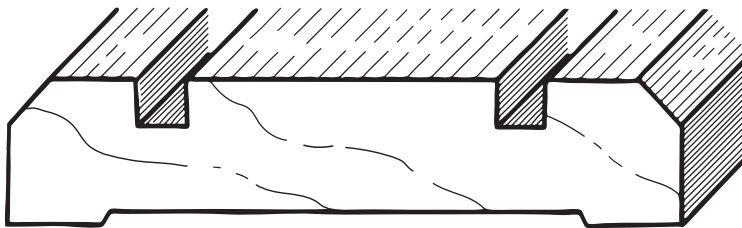
HM 1213
3/4" x 2 1/4"



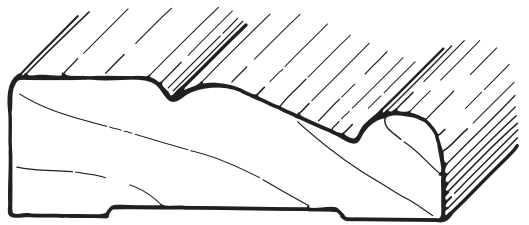
HM 1211
3/4" x 3 1/2"



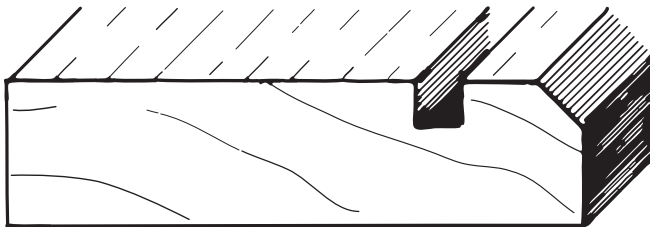
HM 1214
3/4" x 2 1/4"



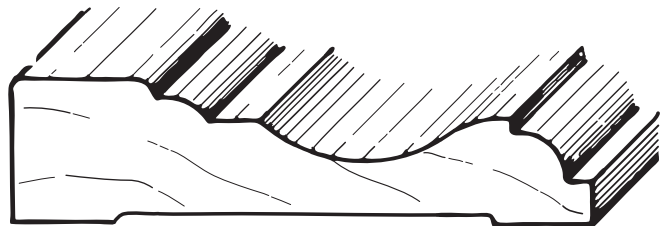
HM 1230 (To be used with plinth & casing blocks)
3/4" x 3 1/2"



HM 1215
3/4" x 2 1/4"



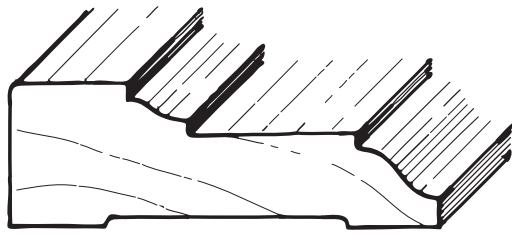
HM 1228
3/4" x 3"



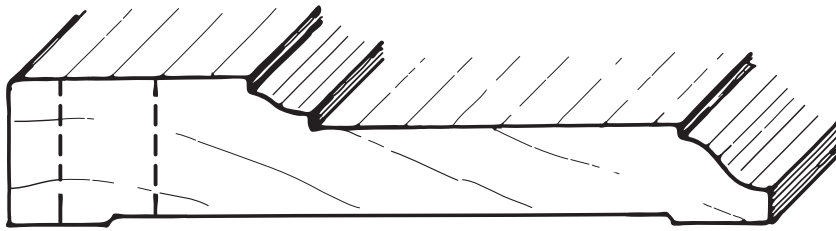
HM 1216
3/4" x 3"

CUSTOM ORDER

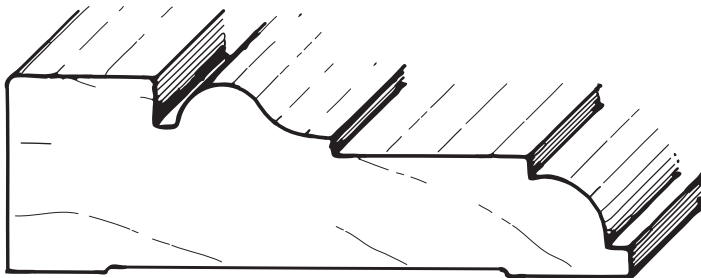
SPECIAL ORDER CASING



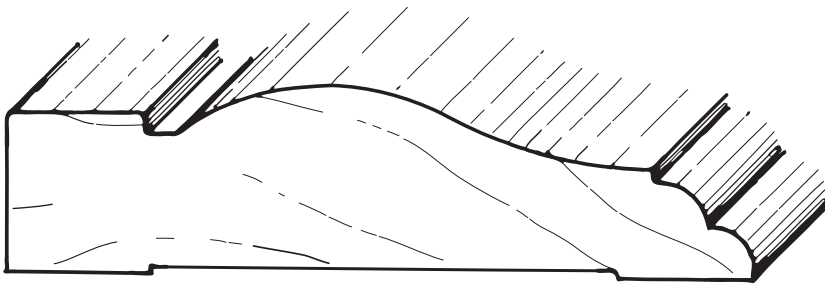
HM 1217
3/4" x 2 1/4"



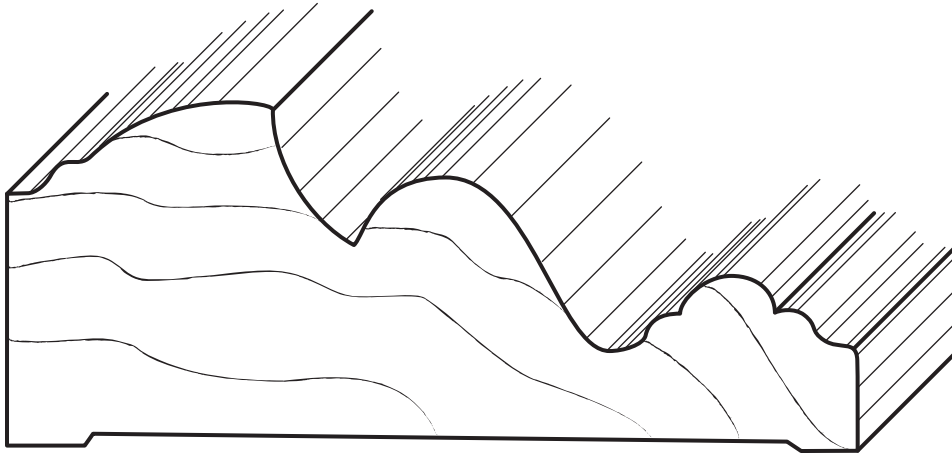
HM 1218
3/4" x 3 1/4"
3/4" x 3 3/4"
3/4" x 4"



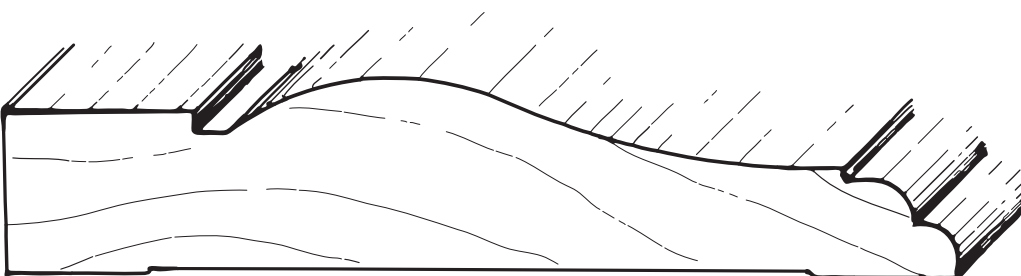
HM 1219
1" x 3 1/4"



HM 1220
1" x 4"



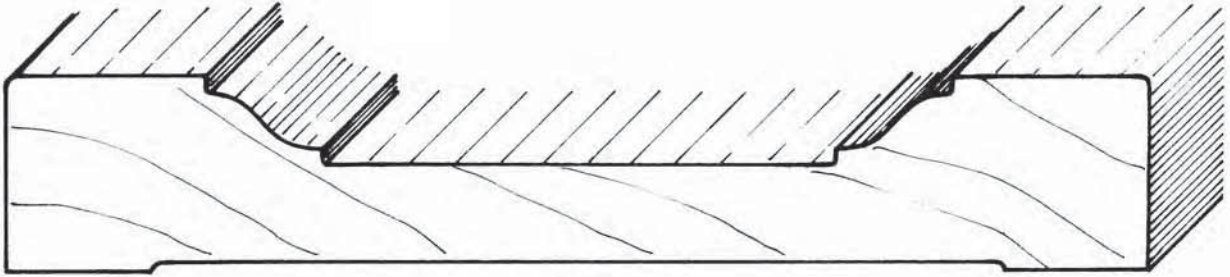
HM 1235
1 3/4" x 4 1/2"



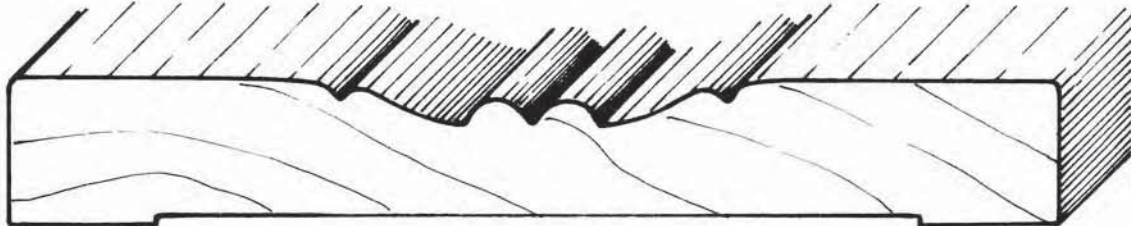
HM 1221
1" x 5"

CUSTOM ORDER

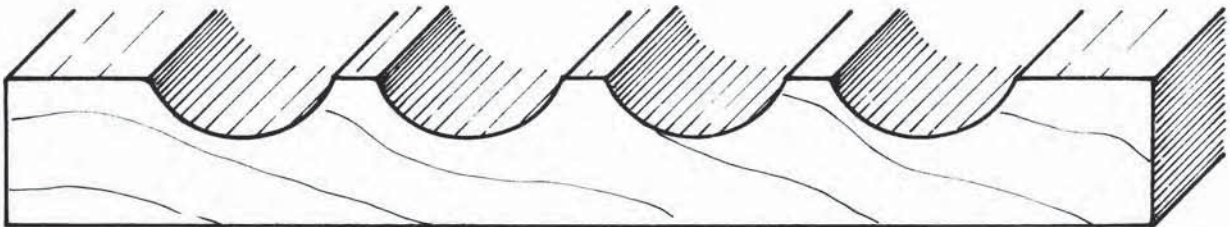
SPECIAL ORDER CASING



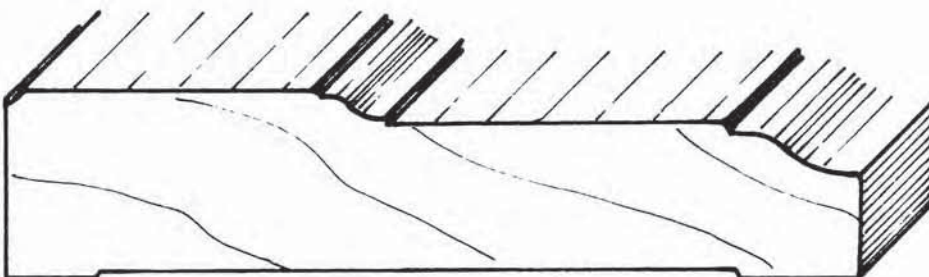
HM 1222 1" x 6"



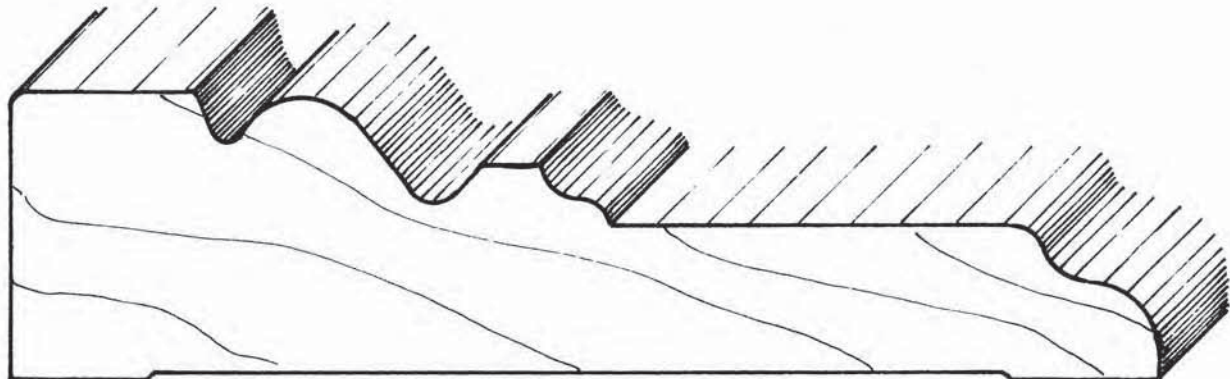
HM 1224 3/4" x 5 1/2"



HM 1225 3/4" x 6"



HM 1226 1" x 4 1/2"



HM 1227 1 1/2" x 6"

CUSTOM ORDER

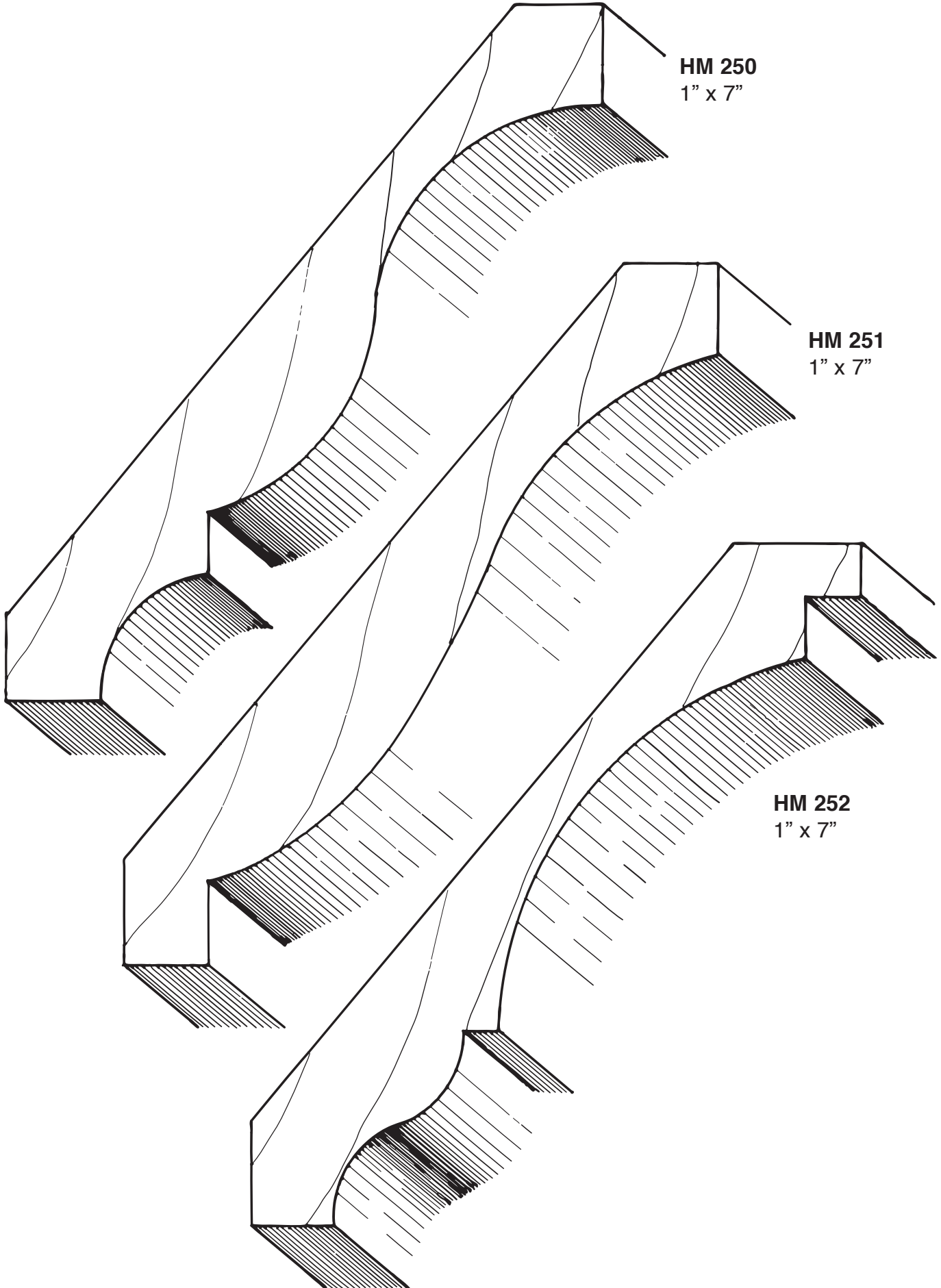
SPECIAL ORDER CROWN MOLD

CUSTOM ORDER

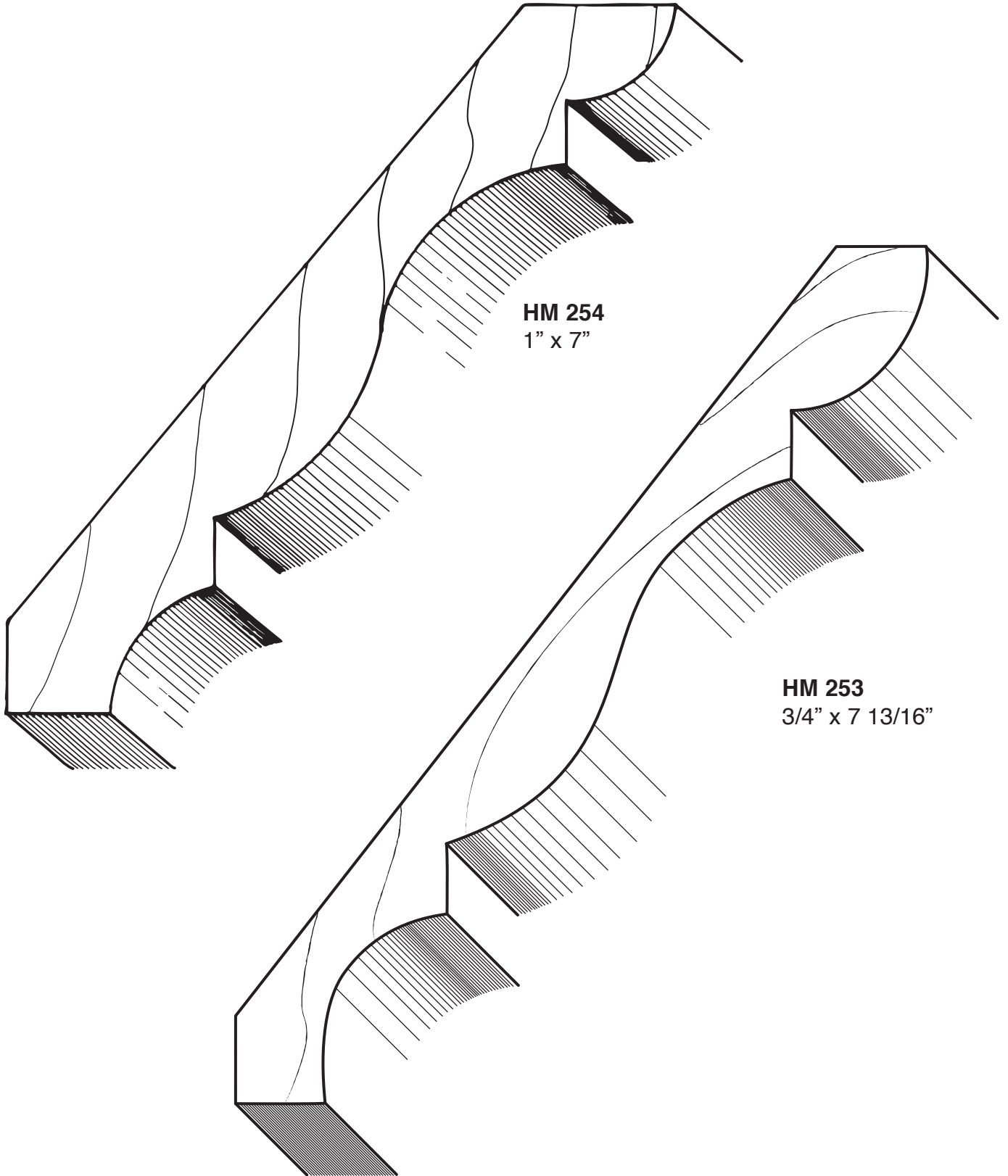
HM 250
1" x 7"

HM 251
1" x 7"

HM 252
1" x 7"



SPECIAL ORDER CROWN MOLD



HM 254
1" x 7"

HM 253
3/4" x 7 13/16"

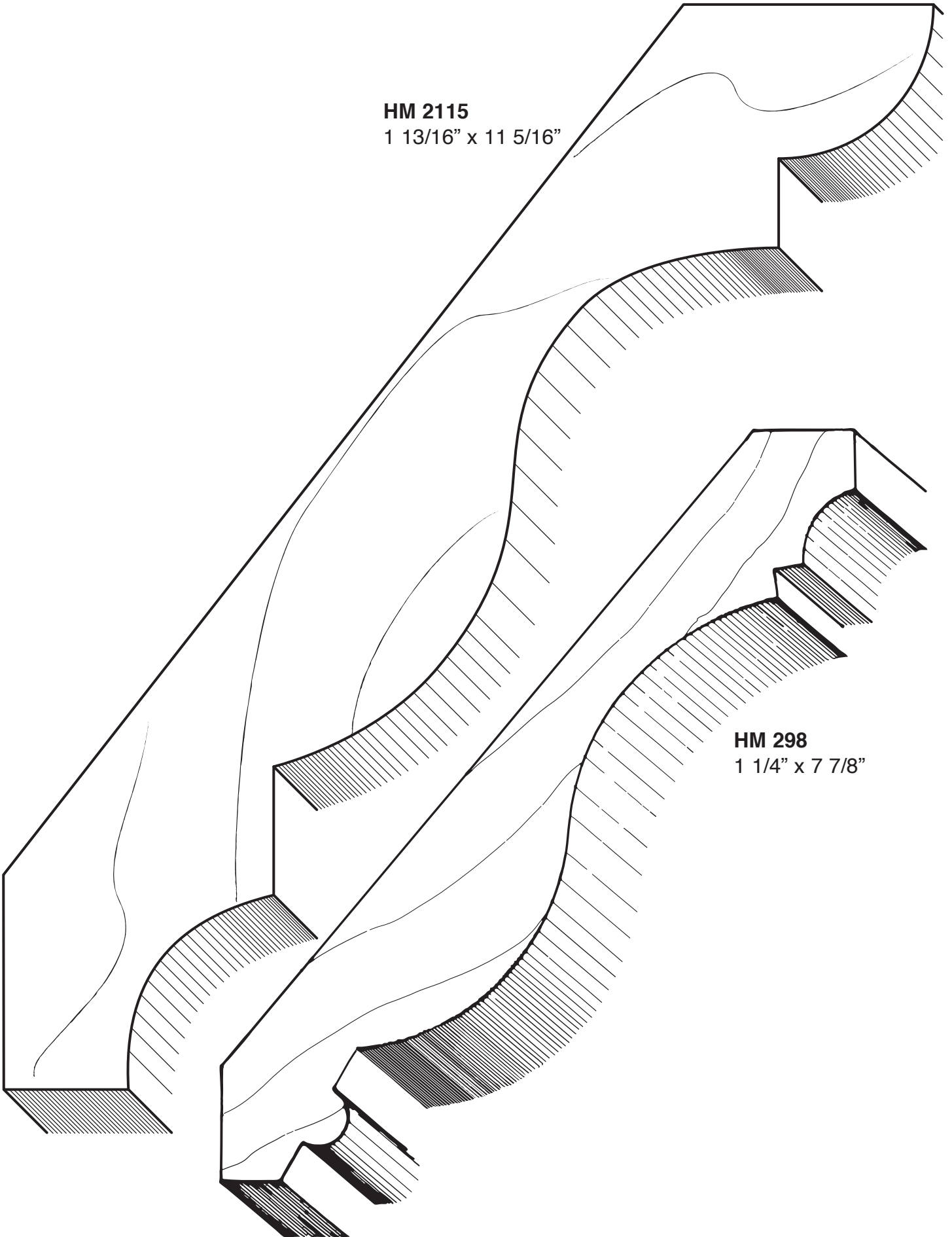
CUSTOM ORDER

SPECIAL ORDER CROWN MOLD

CUSTOM ORDER

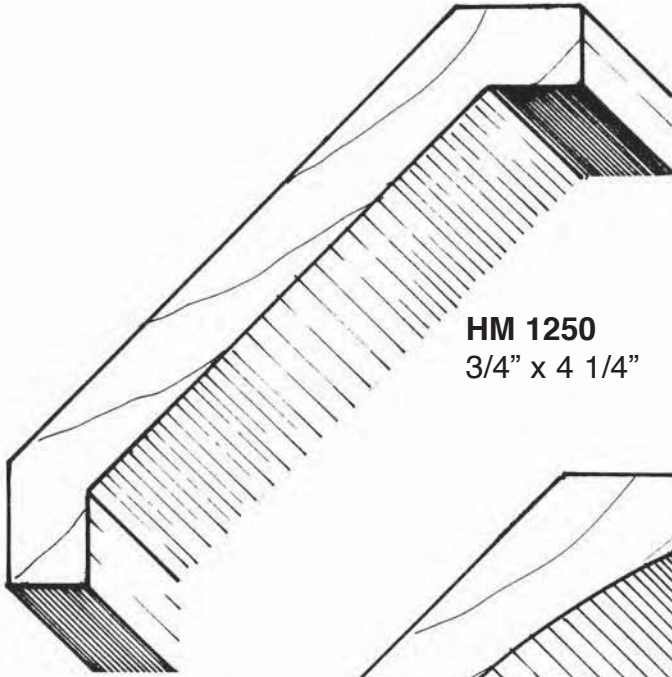
HM 2115
1 13/16" x 11 5/16"

HM 298
1 1/4" x 7 7/8"

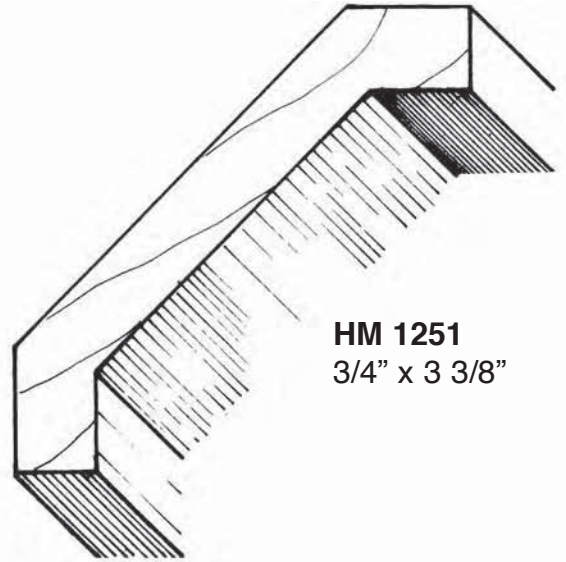


SPECIAL ORDER CROWN MOLD

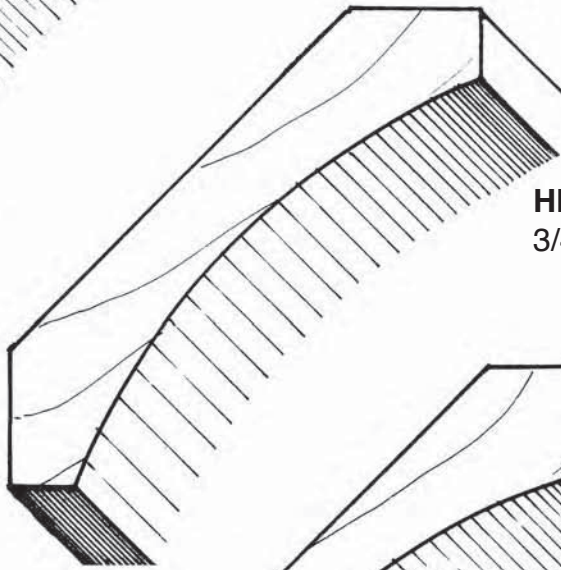
CUSTOM ORDER



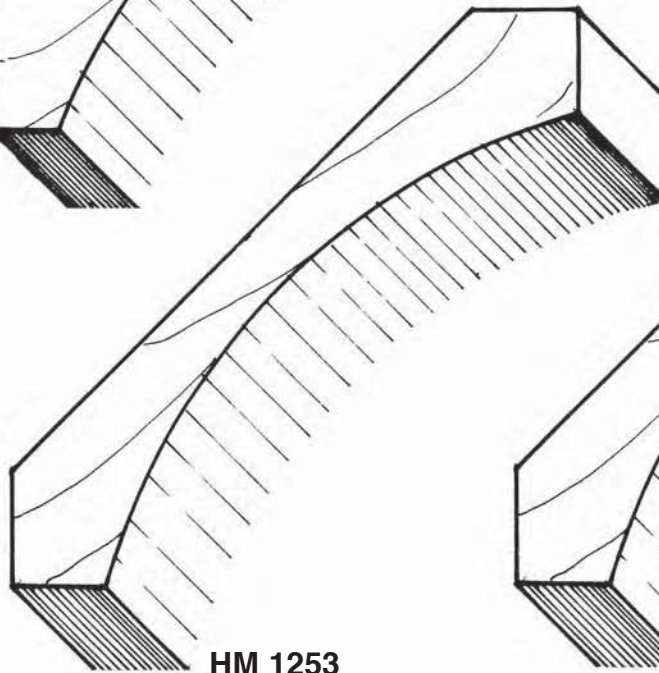
HM 1250
3/4" x 4 1/4"



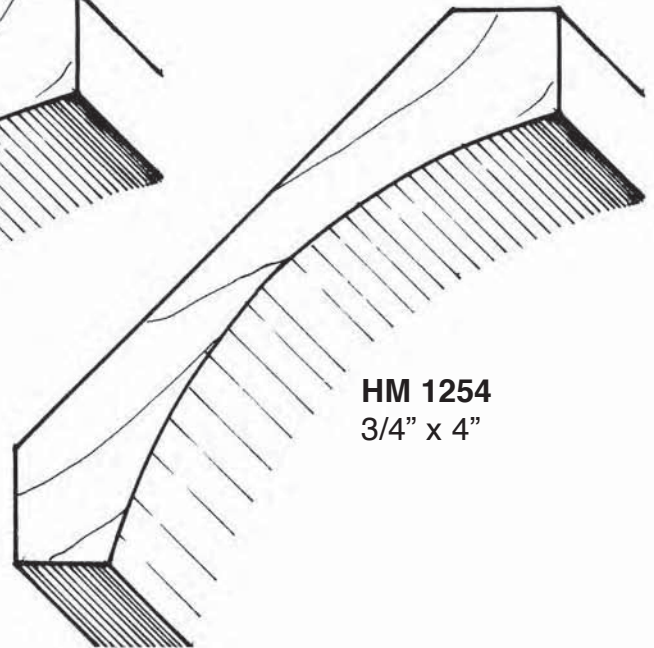
HM 1251
3/4" x 3 3/8"



HM 1252
3/4" x 3 1/2"



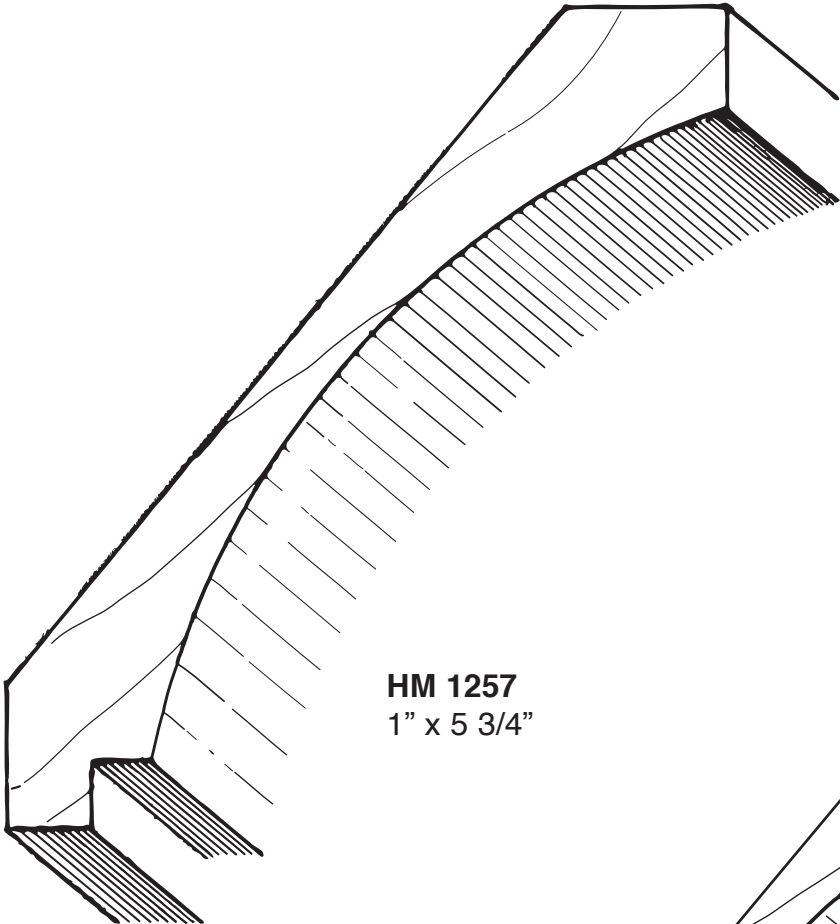
HM 1253
3/4" x 4 1/4"



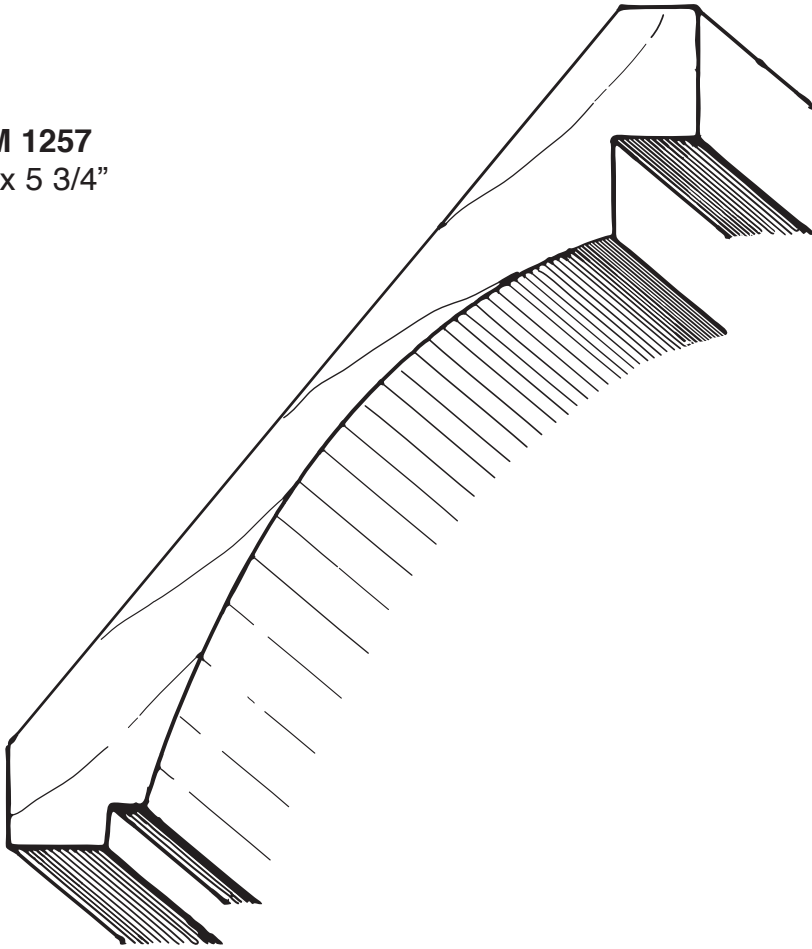
HM 1254
3/4" x 4"

SPECIAL ORDER CROWN MOLD

CUSTOM ORDER



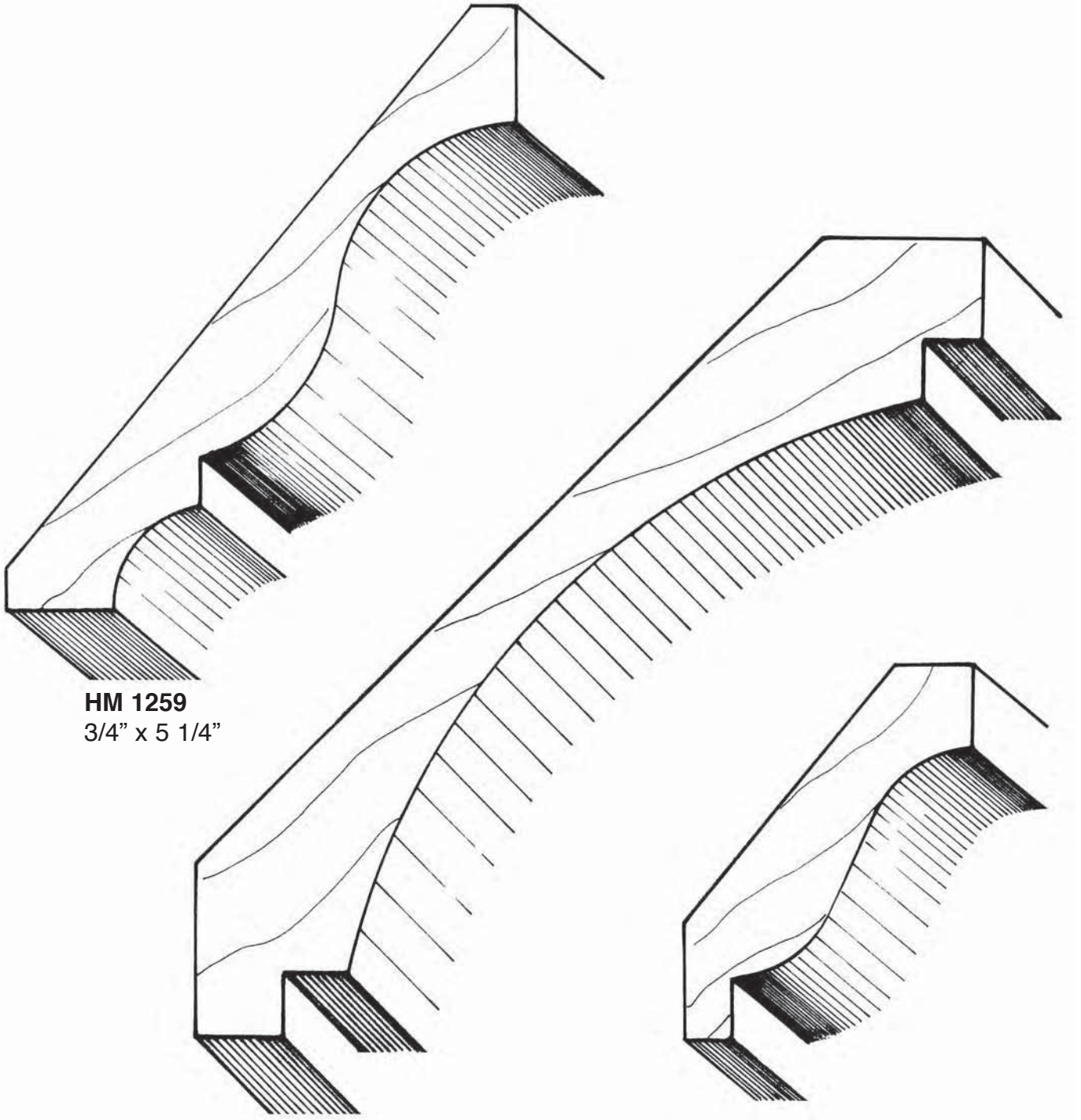
HM 1257
1" x 5 3/4"



HM 1258
3/4" x 5 5/8"

SPECIAL ORDER CROWN MOLD

CUSTOM ORDER



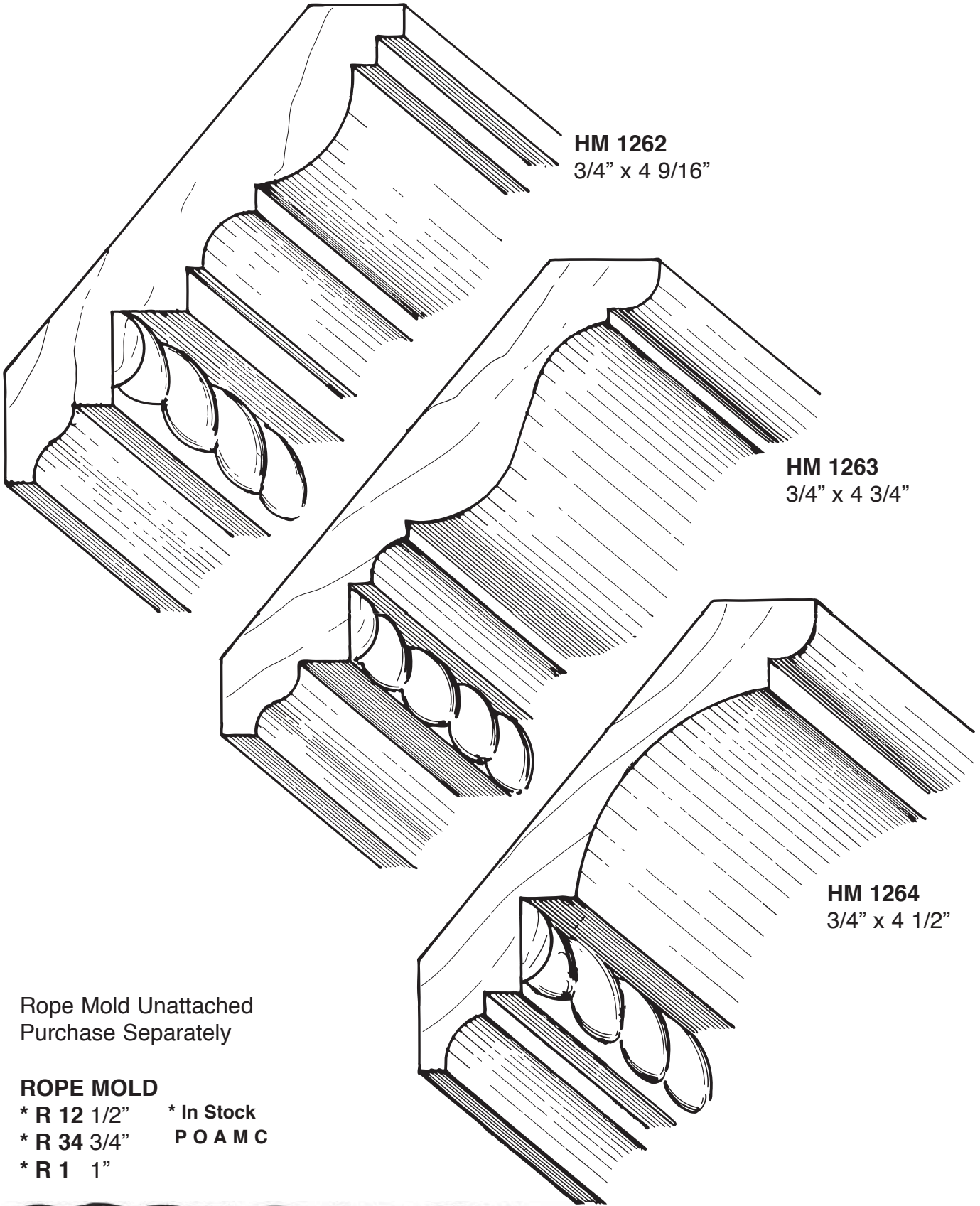
HM 1259
3/4" x 5 1/4"

HM 1260
1 1/4" x 7 3/8"

HM 1261
3/4" x 3 1/8"

SPECIAL ORDER CROWN MOLD

CUSTOM ORDER



HM 1262
3/4" x 4 9/16"

HM 1263
3/4" x 4 3/4"

HM 1264
3/4" x 4 1/2"

Rope Mold Unattached
Purchase Separately

ROPE MOLD

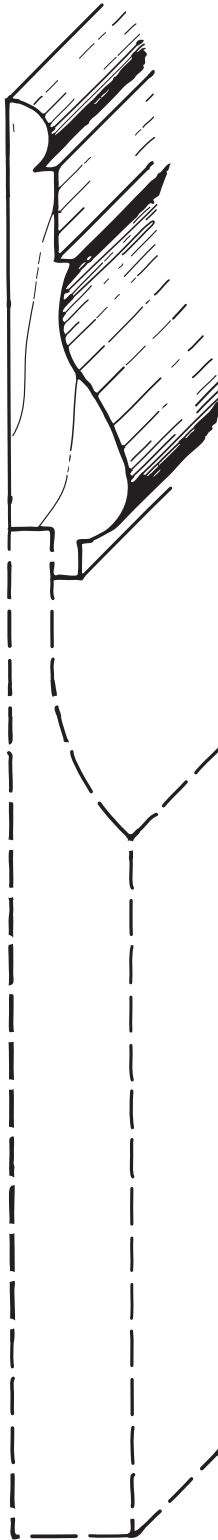
- * R 12 1/2" * In Stock
- * R 34 3/4" P O A M C
- * R 1 1"



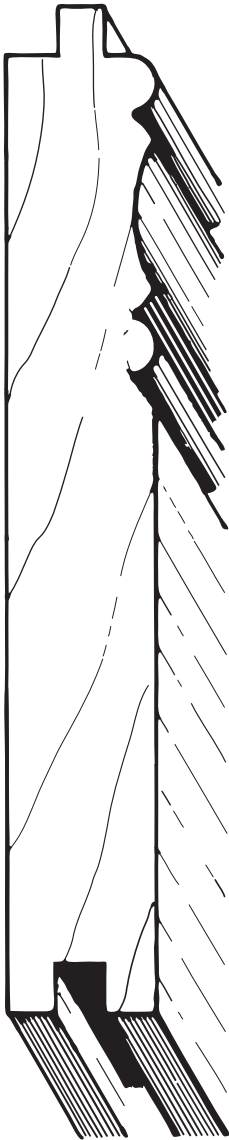
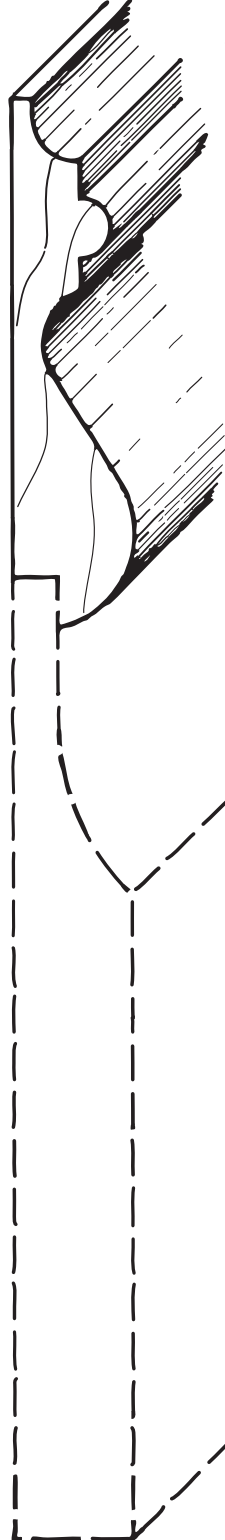
LEGEND: P=Poplar O=Oak,
A=Alder, M=Maple, C=Cherry

SPECIAL ORDER BASE & PROFILES

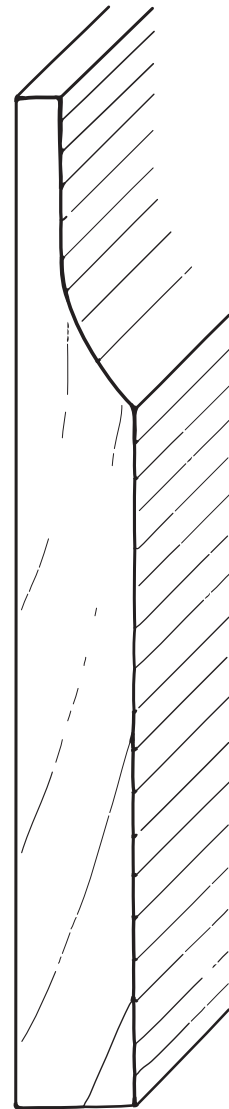
HM 1471
5/8" x 2 1/2"



HM 1472
5/8" x 2 3/4"



HM 1750
3/4" x Varies

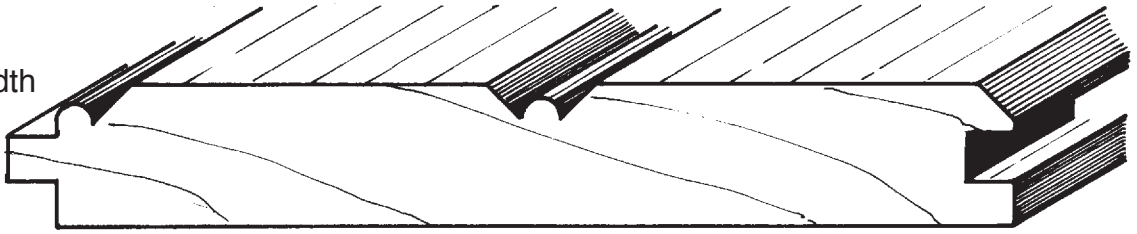


HM 1756
5/8" x Varies

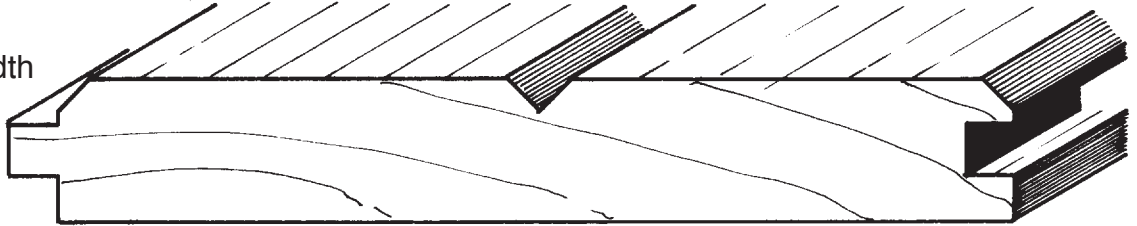
CUSTOM ORDER

SPECIAL ORDER TONGUE AND GROOVE PATTERNS

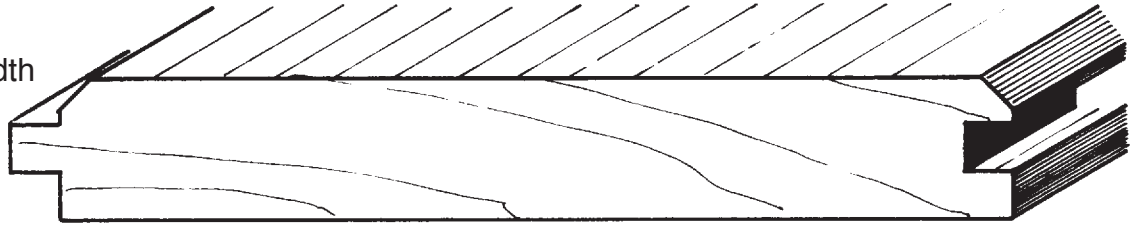
HM 750 (BEAD)
3/4" x Variable Width
*In Stock 5 1/2"
KA




HM 751 (WP-18)
3/4" x Variable Width
*In Stock 5 1/2"
KA




HM 752 (WP-4)
3/4" x Variable Width



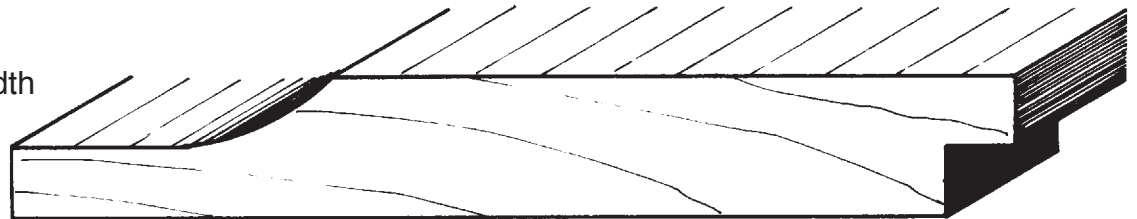
HM 753 (WP-6)
3/4" x Variable Width



HM 754 (WP-9)
3/4" x Variable Width



HM 756 (WP-105)
3/4" x Variable Width

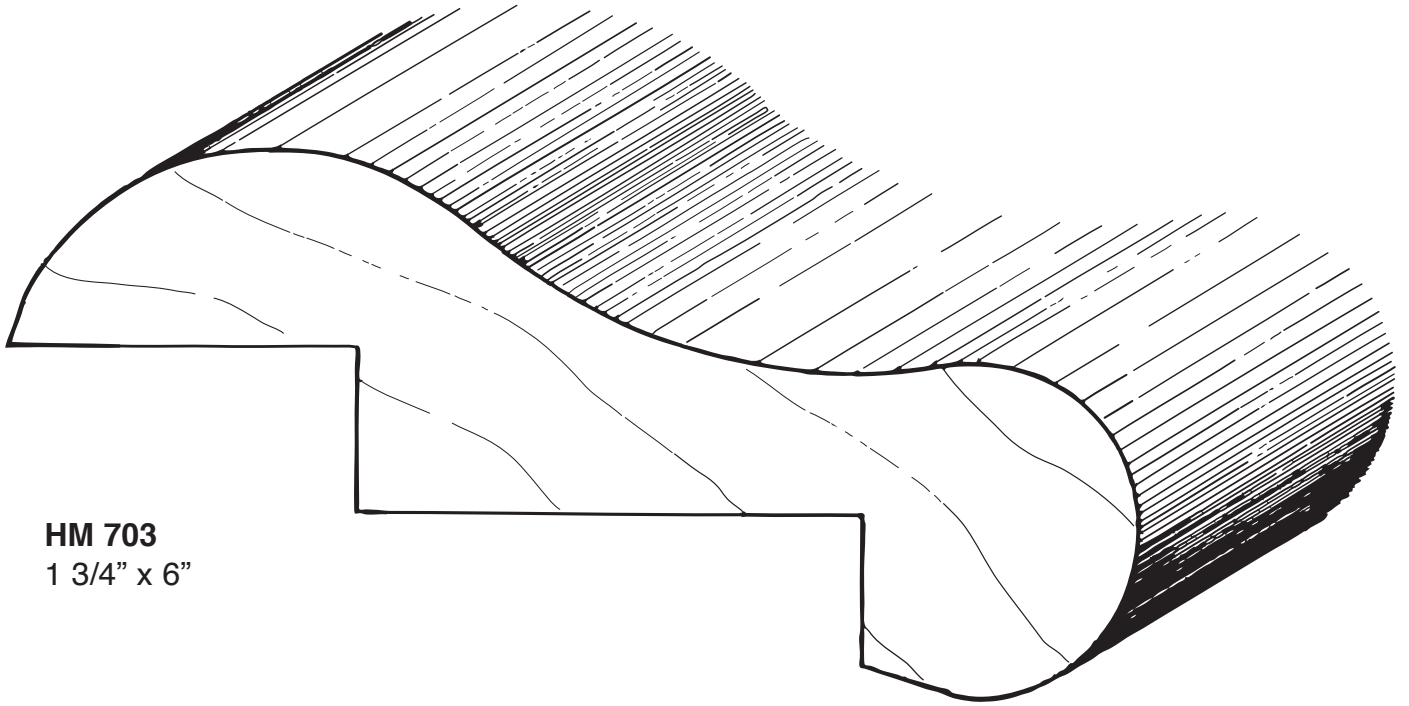


HM 757 (WP-117)
3/4" x 5 1/4"

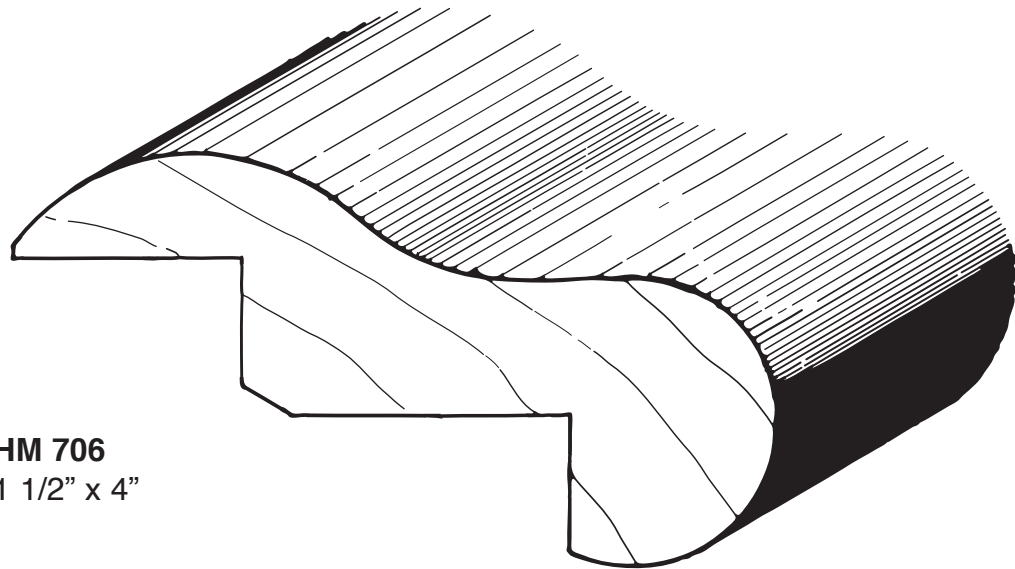


CUSTOM ORDER

SPECIAL ORDER BAR RAIL



HM 703
1 3/4" x 6"

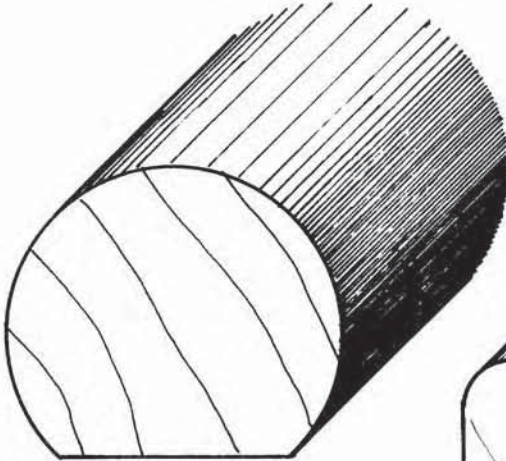


HM 706
1 1/2" x 4"

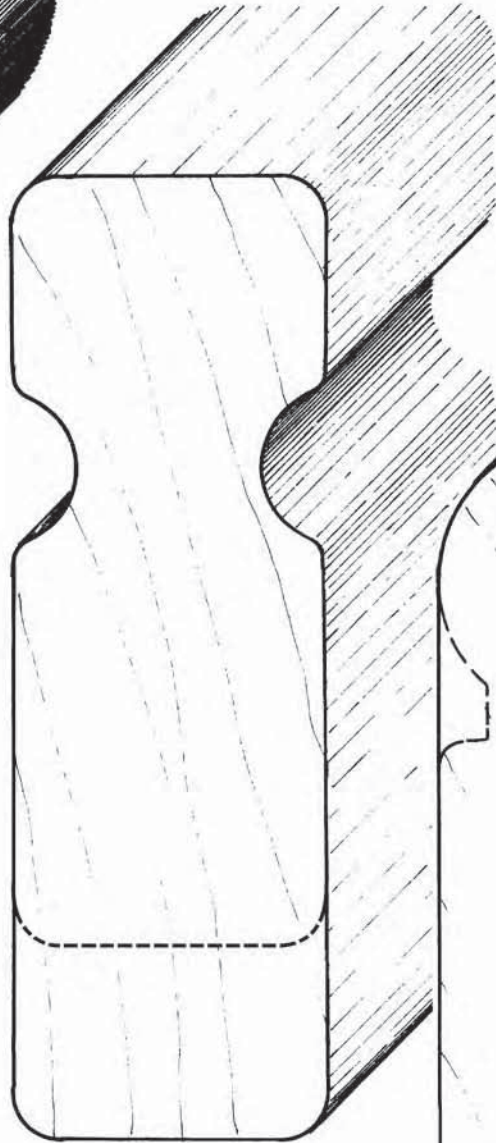
CUSTOM ORDER

STOCK & SPECIAL ORDER HANDRAIL

CUSTOM ORDER




HM 550
1 3/4" Round
(stock)
O SM A P



HM 5594
1 5/8" x 4"
(stock)
O SM

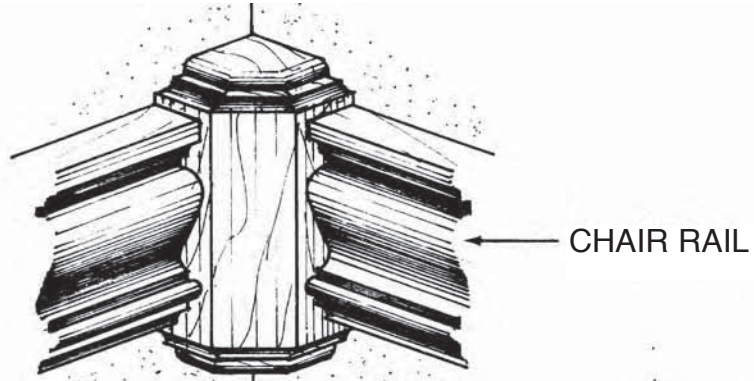
HM 559
1 5/8" x 5"
(stock)
O SM A P



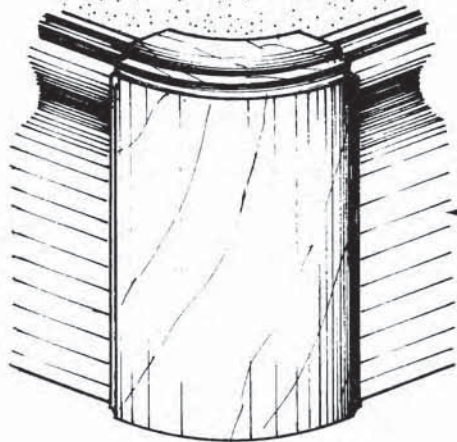
HM 560
1 1/2" x 5"
(special order)

LEGEND: O=Oak, A=Alder, KA=Knotty Alder,
P=Poplar, C=Cherry M=Maple, SM=Soft Maple


CORNER BLOCKS



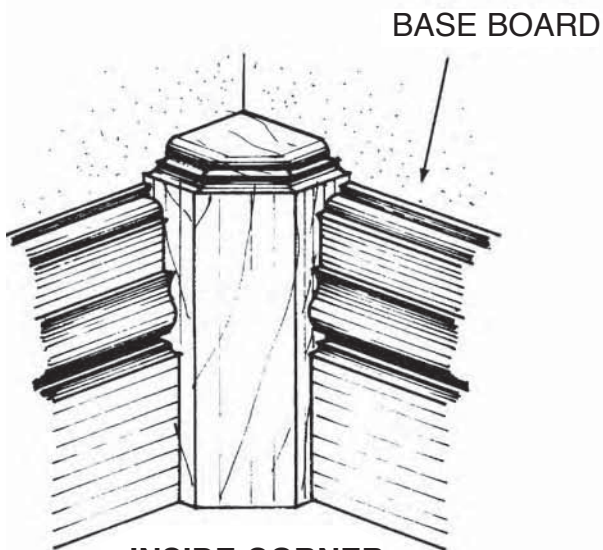
**INSIDE CORNER
CHAIR RAIL BLOCK**
3000C
(SPECIAL ORDER)



**RADIUS CORNER
BASE BLOCK**
2800B
(Custom radius base and
chair rail profiles available)

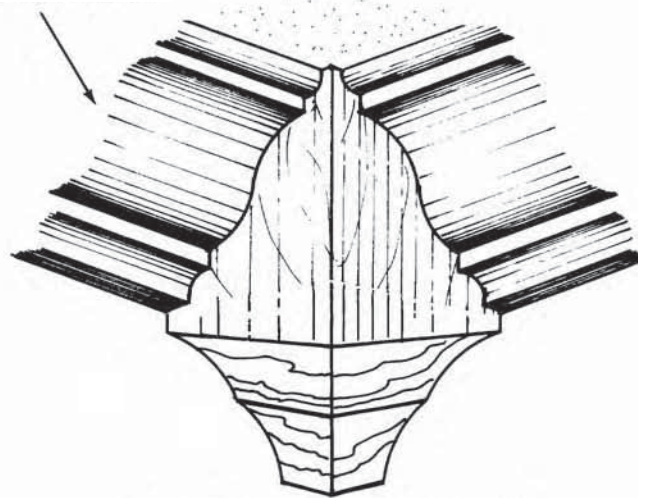


**OUTSIDE CORNER
BASE BLOCK**
3100B



INSIDE CORNER
3000B

CROWN MOLD



CEILING CORNER BLOCK
2730CP (3")
2735CP (3 1/2")

DESIGN OPTIONS

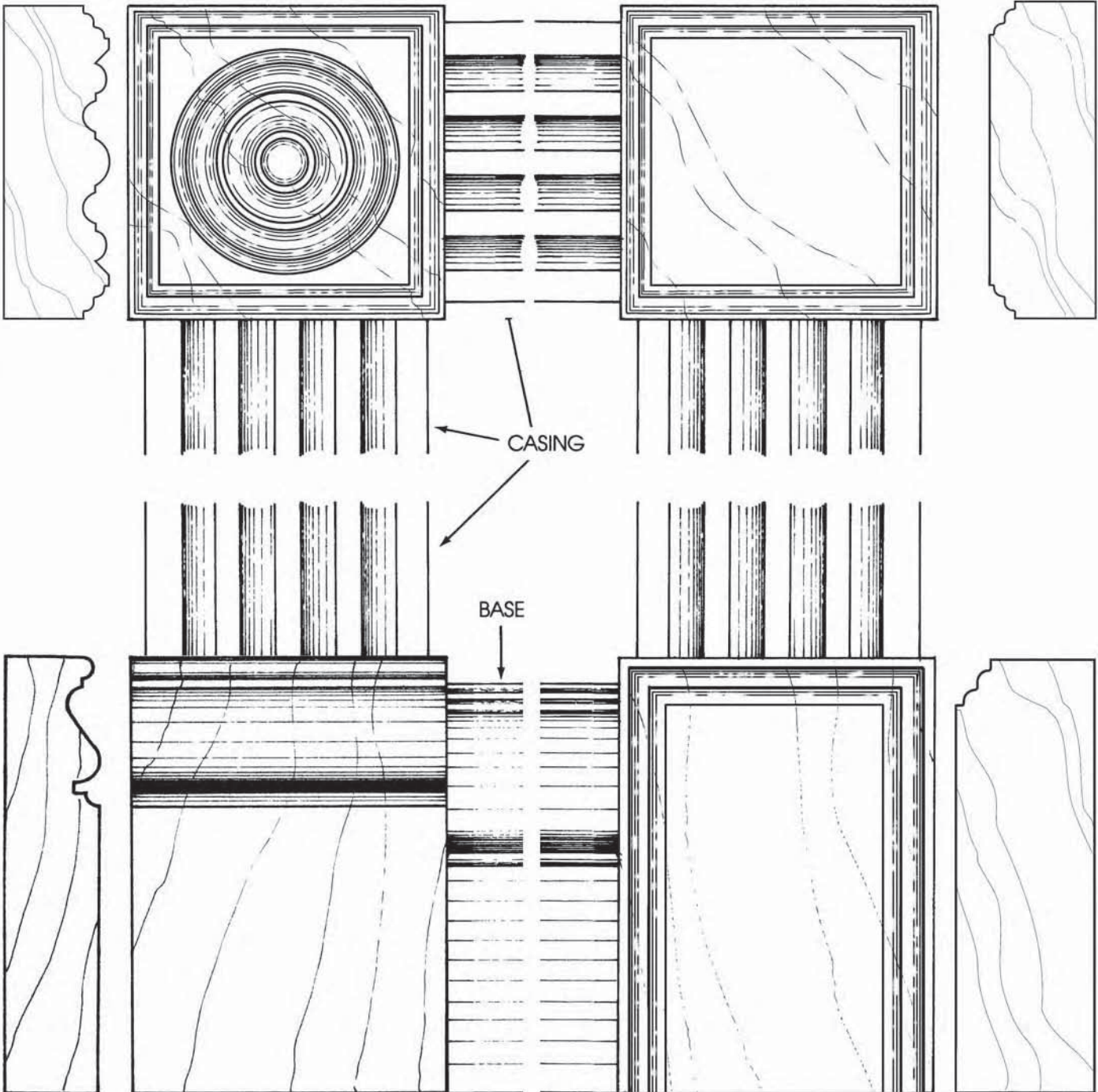
CASING & PLINTH BLOCKS

CASING BLOCKS

2925CP (2 1/2) 2935CP (3 1/2)
 2945CP (4 1/2) 2965CP (6 1/2)

A P M O C

(SPECIAL ORDER)



DESIGN OPTIONS

(SPECIAL ORDER)

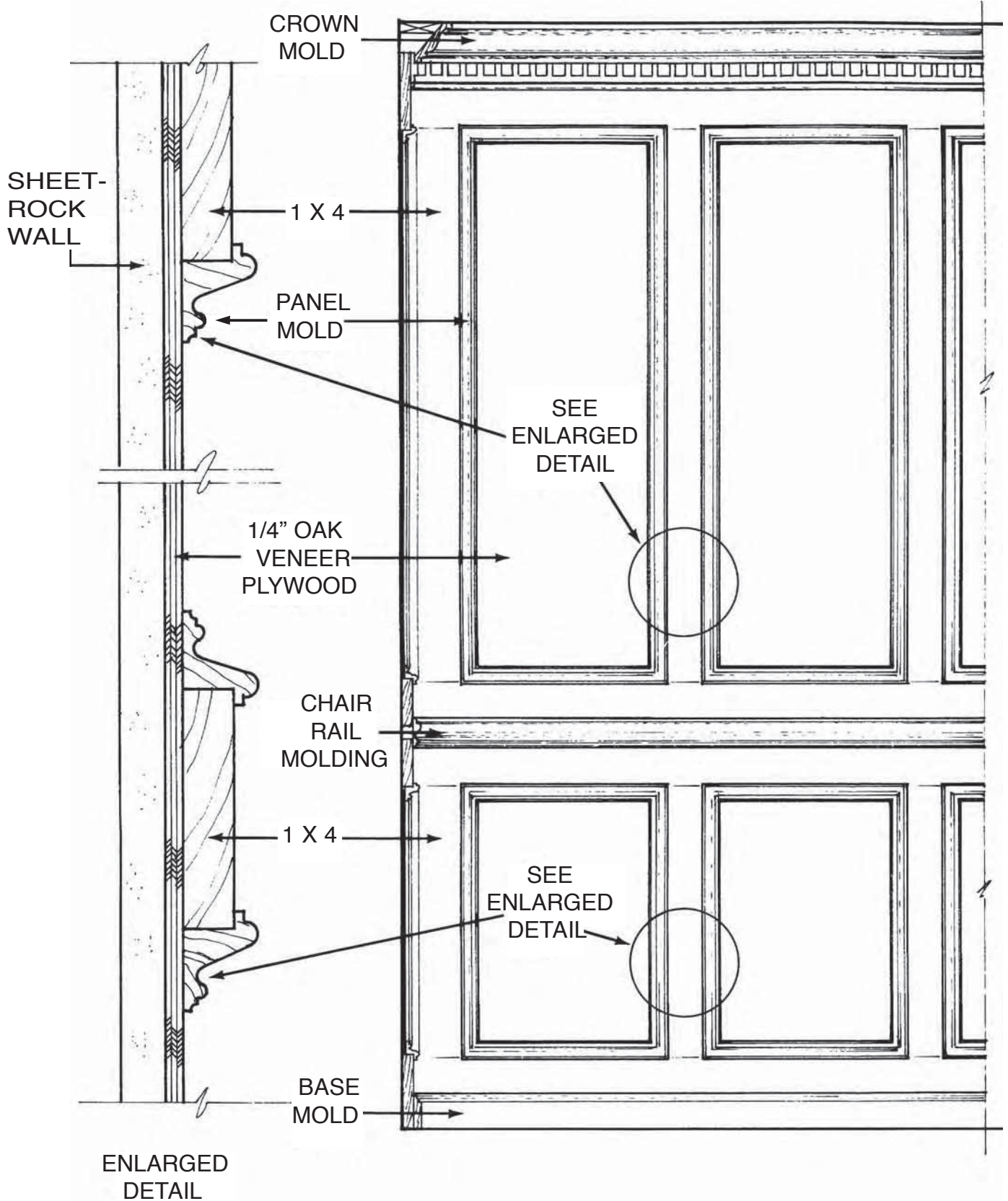
PLINTH BLOCKS

2635CP (3 1/2 wide)
 2645CP (4 1/2 wide)

A P M O C

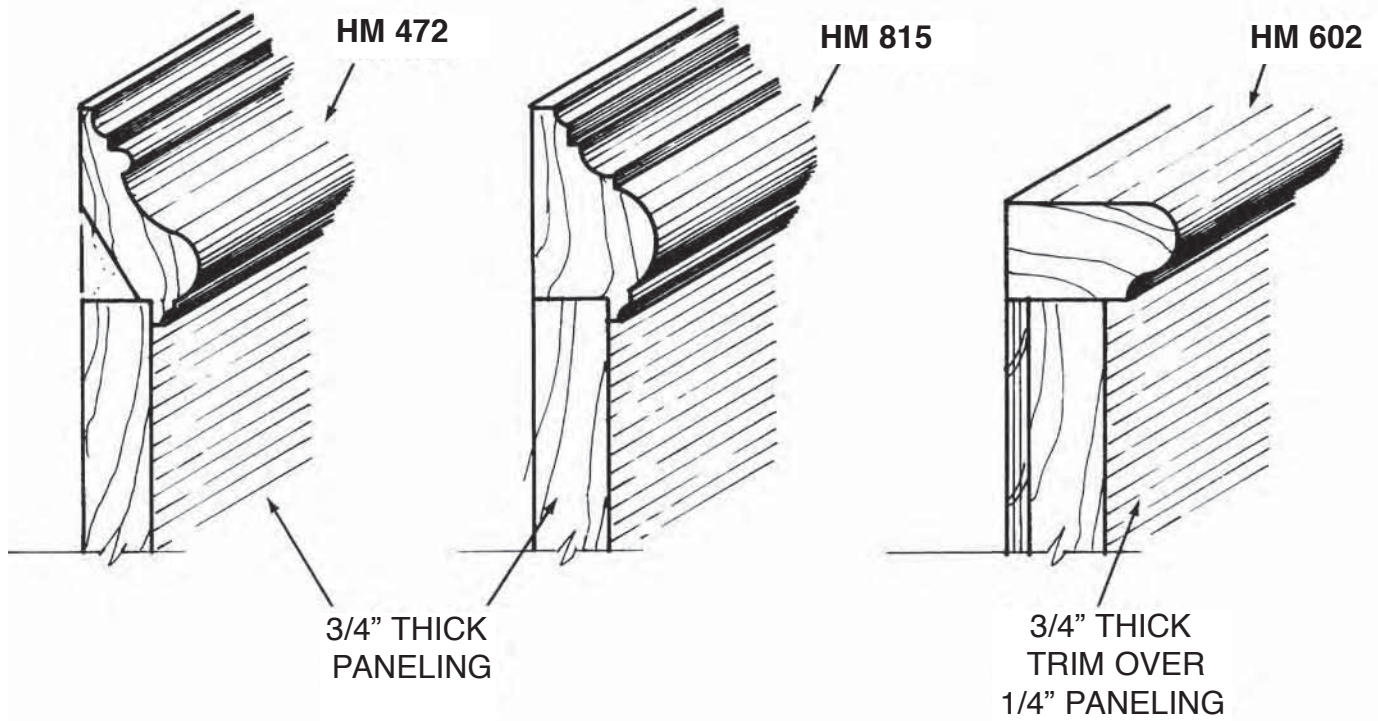
LEGEND: O=Oak, A=Alder, KA=Knotty Alder,
 P=Poplar, C=Cherry M=Maple, SM=Soft Maple

SAMPLE – STILE AND RAIL WALL PANELING

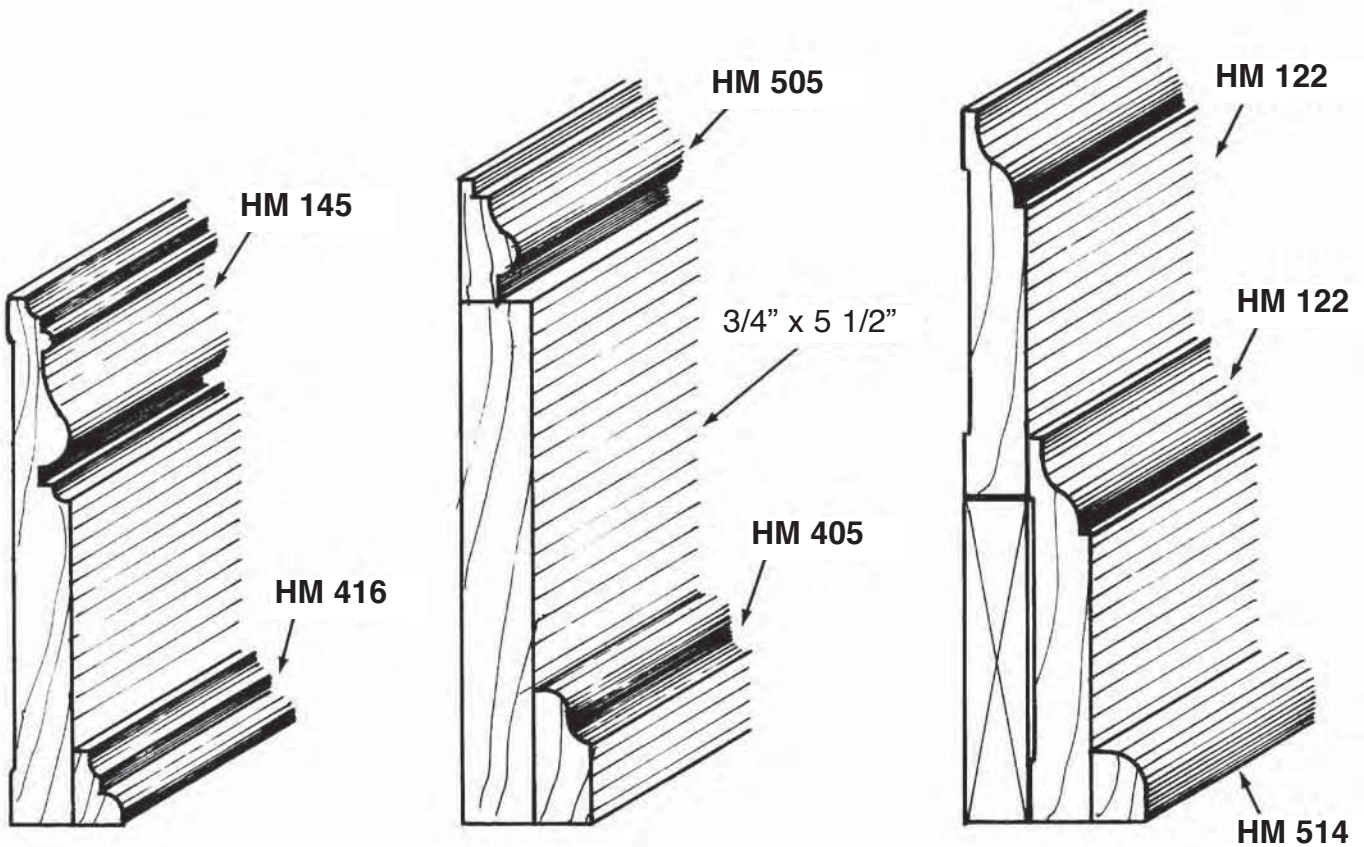


DESIGN OPTIONS

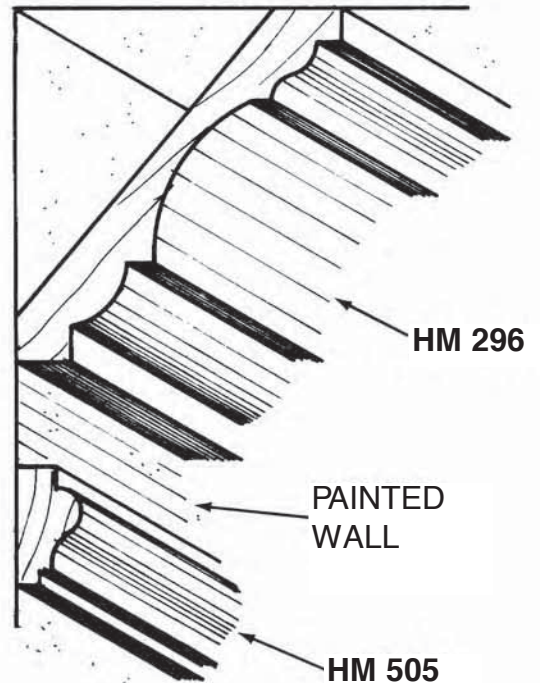
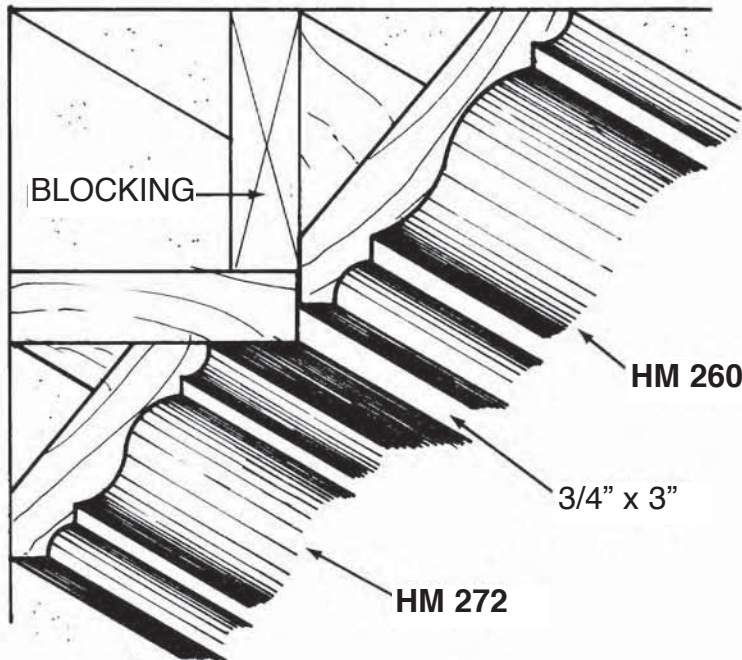
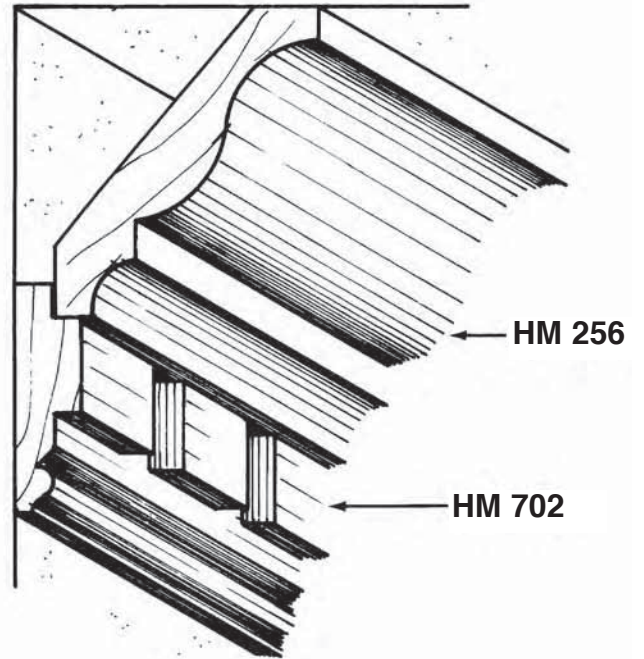
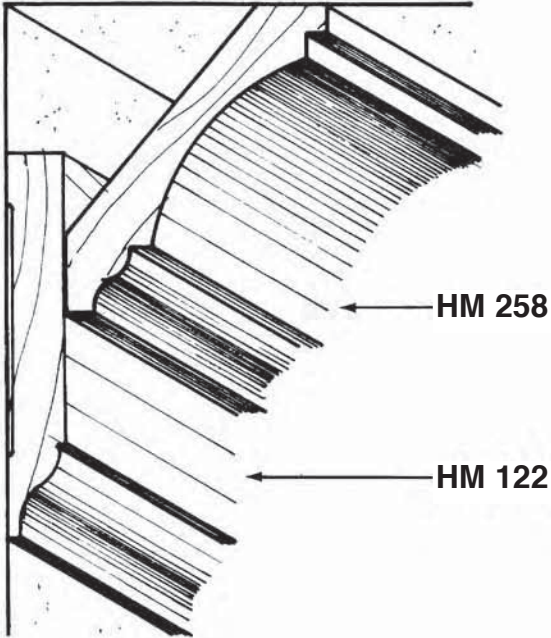
SAMPLE – WAINSCOT CAP MOLD



SAMPLE – BUILT-UP BASE MOLD

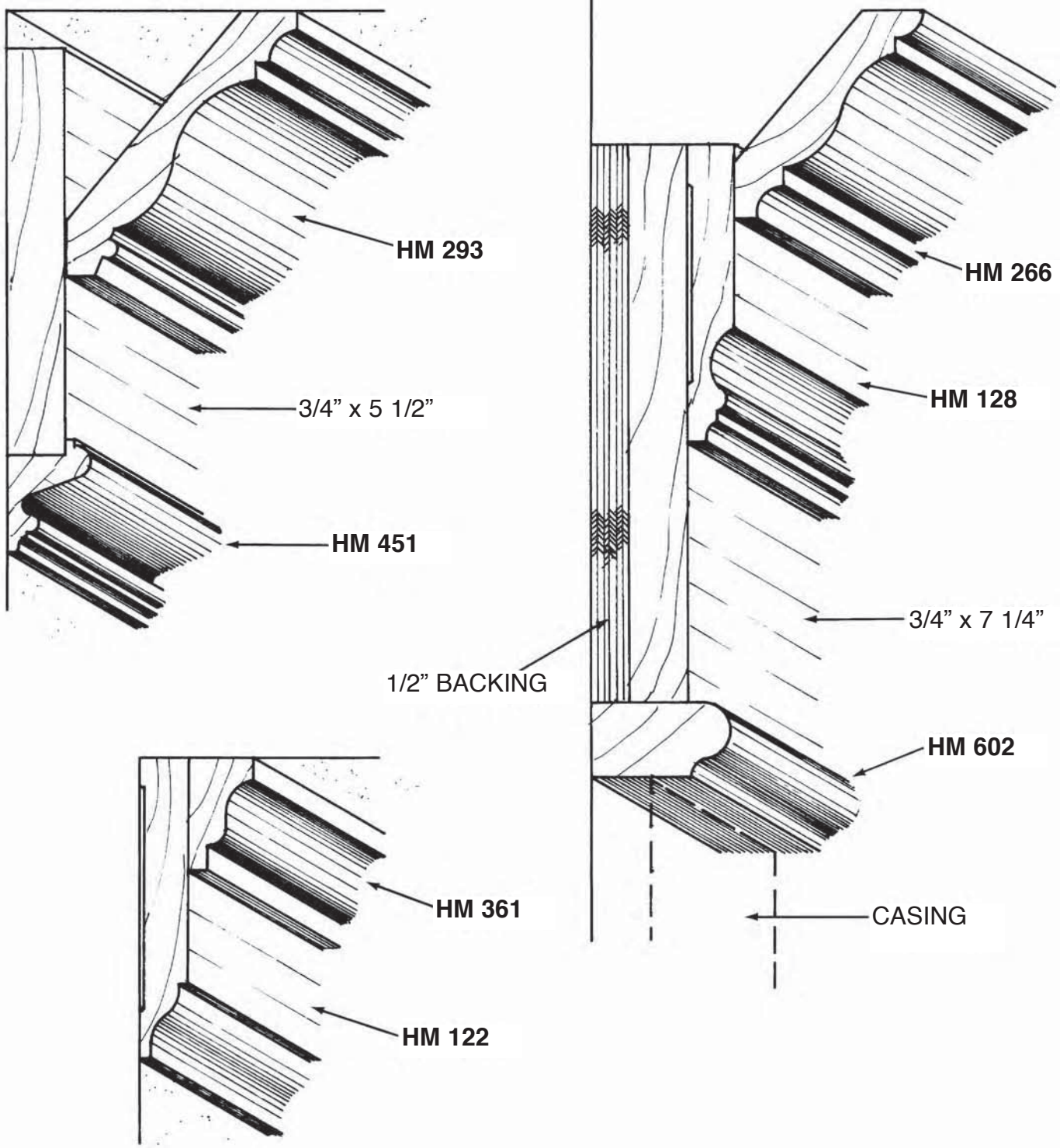


SAMPLE – BUILT-UP CROWN MOLD



DESIGN OPTIONS

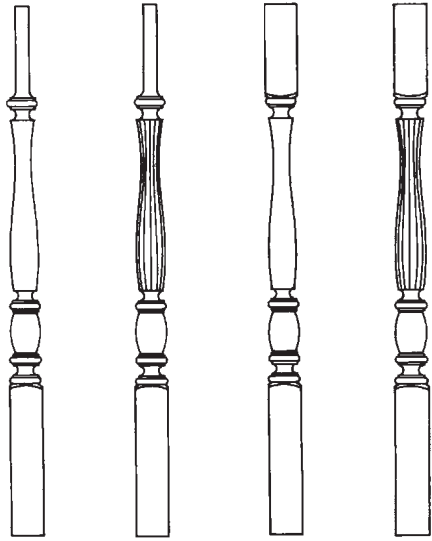
SAMPLE – BUILT-UP CROWN, DOOR CORNICE HEADER



DESIGN OPTIONS

BALUSTERS

301 URN-SHAPED TURNING

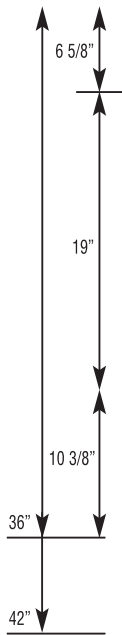


Round Top
301-OR
301-1R

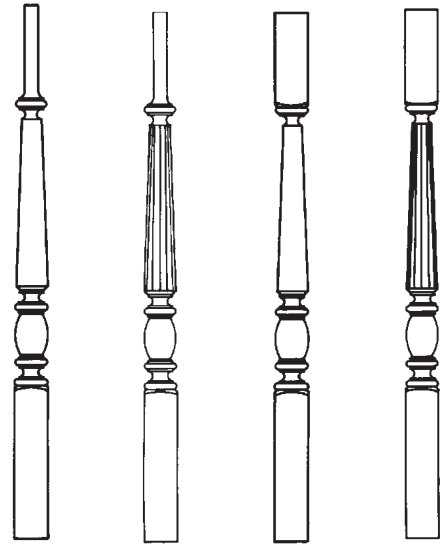
Fluted Round Top
301-ORF
301-1RF

Square Top
301-OS
301-1S

Fluted Square Top
301-OSF
301-1SF



302 STRAIGHT TAPERED TURNING



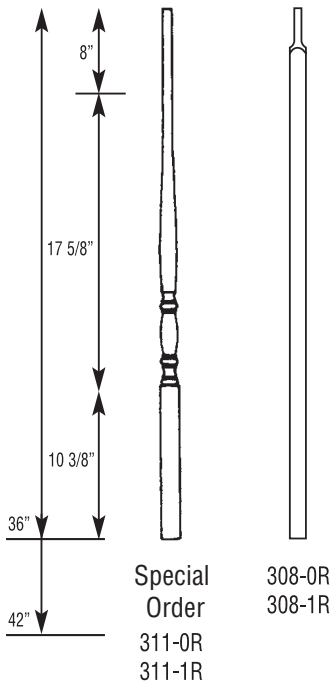
Round Top
302-OR
302-1R

Fluted Round Top
302-ORF
302-1RF

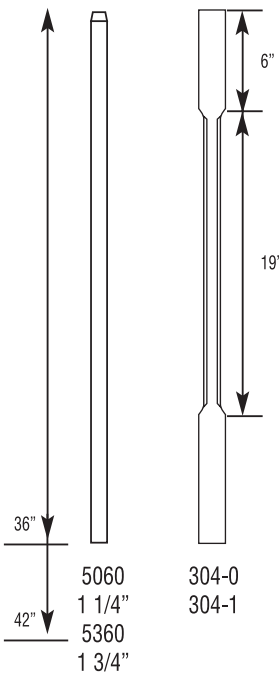
Square Top
302-OS
302-1S

Fluted Square Top
302-OSF
302-1SF

1 1/4" AND 1 3/4" BALUSTER



BLANKS & CHAMFERED BALUSTERS



HOW TO ORDER BALUSTERS

301 - 0 R F - 0 36"
301 - 1 R F - 0 36"

- 301** Indicates Baluster Style
- 0** 1 1/4"
- 1** 1 3/4"
- R** Describes Top (R = Round, S = Square)
- F** Indicates Fluted
- 0** Species of Wood
- 36"** Total Length in Inches (36", 42")

Baluster Sizes

OR has 1 1/4" square size and 5/8" diameter round top.
1R has 1 3/4" square size and 3/4" diameter round top.

Lengths

36" or 42" for all balusters and dowels.

METAL BALUSTERS

Shoe



FSH-01
1/2" sq. opening
B CV PC MP SB ORC

H-03
9/16" sq. opening
B PC MP CV SB ORC

Shoe



PSH-02
1/2" sq. opening
(Pitch shoe with set screw)
B CV PC MP SB ORC

H-05P
9/16" sq. opening
(Pitch shoe with set screw)
B PC MP CV SB ORC

1 Bskt Gothic



M160-44
Ends: 9/16" sq.
Height: 44"
Wt. 4.5 lbs.

SB B PC CV ORC

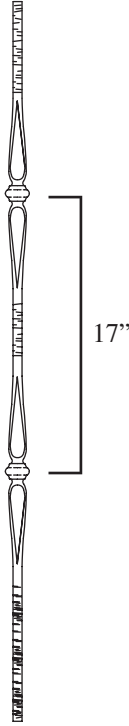
Plain Gothic



M143-44
Ends: 9/16" sq.
Height: 44"
Wt. 4 lbs.

SB B PC CV ORC

2 Spoon



M150-44
Ends: 9/16" sq.
Height: 44"
Wt. 3.8 lbs.

SB B PC CV ORC

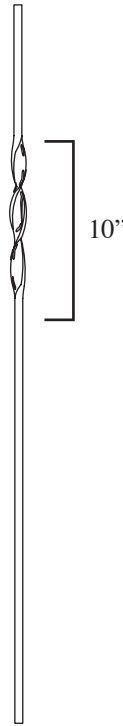
1 Spoon



M140-44
Ends: 9/16" sq.
Height: 44"
Wt. 3.5 lbs.

SB B PC CV ORC

1 Rib



1RIB-44
Ends: 1/2" sq.
Height: 44"
Wt. 3.2 lbs.

B SB CV ORC

2 Rib



2RIB-44
Ends: 1/2" sq.
Height: 44"
Wt. 3 lbs.

B SB CV ORC

Plain



PLA-44
Ends: 1/2" sq.
Height: 44"
Wt. 3 lbs.

B CV PC MP SB ORC

LEGEND: B=Black, PC=Powder Coat, SB=Satin Black, CV=Copper Vein, MP=Matt Phosphate, ORC=Oil Rubbed Copper

METAL BALUSTERS

Shoe



M-06
1/2" sq. opening
(with set screw)

H - 06
9/16" sq opening
(with set screw)
B SB MP CV PC ORC

Knuckle



AK-01
1/2" sq. opening
(Adjustable knuckle with square opening and set screw)

B CV PC MP SB ORC

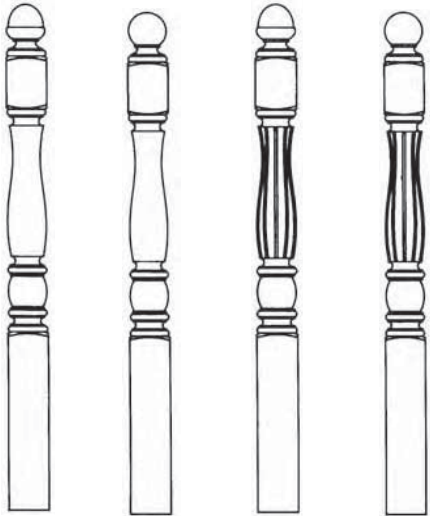
| Versatile | Scroll | 2 Bskt Rib | 1 Bskt Rib | 2 Bskt | 1 Bskt | 2 Twist | 1 Twist |
|--|---|--|--|--|--|--|--|
| | | | | | | | |
| M34044 Ends: 1/2" sq. Height: 44" Wt. 4 lbs. B | M301 Ends: 1/2" sq. Height: 44" Wt. 4 lbs. B PC SB CV ORC | M85-44 Ends: 1/2" sq. Height: 44" Wt. 4 lbs. B SB CV ORC | M80-44 Ends: 1/2" sq. Height: 44" Wt. 3.2 lbs. B SB CV ORC | 2BASK-44 Ends: 1/2" sq. Height: 44" Wt. 4 lbs. B CV PC MP SB ORC | 1BASK-44 Ends: 1/2" sq. Height: 44" Wt. 3 lbs. B CV PC MP SB ORC | 2TW-44 Ends: 1/2" sq. Height: 44" Wt. 3 lbs. B CV PC MP SB ORC | 1TW-44 Ends: 1/2" sq. Height: 44" Wt. 3 lbs. B CV PC MP SB ORC |

STAIR PARTS

**LEGEND: B=Black, PC=Powder Coat, SB=Satin Black
CV=Copper Vein, MP=Matt Phosphate, ORC=Oil Rubbed Copper**

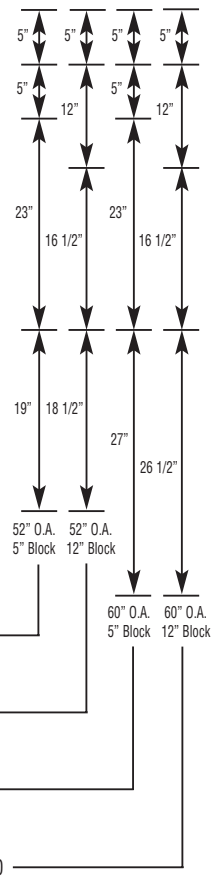
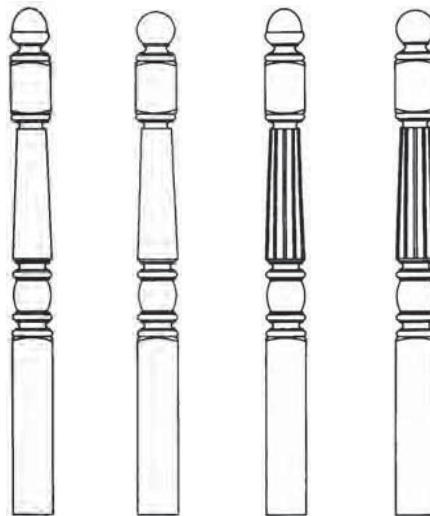
NEWELS

201 URN-SHAPED TURNING



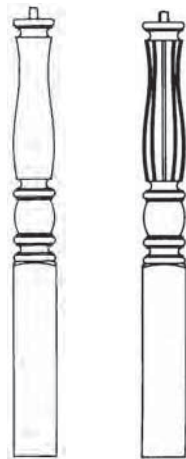
| Acorn Top | Ball Top | Fluted Acorn | Fluted Ball |
|----------------------------|----------------------------|------------------------------|------------------------------|
| 201-3A 201-3.5A | 201-3B 201-3.5B | 201-3AF 201-3.5AF | 201-3BF 201-3.5BF |
| 201-3LA 201-3.5LA | 201-3LB 201-3.5LB | 201-3LAF 201-3.5LAF | 201-3LBF 201-3.5LBF |
| 201-3A-60 201-3.5A-60 | 201-3B-60 201-3.5B-60 | 201-3AF-60 201-3.5AF-60 | 201-3BF-60 201-3.5BF-60 |
| 201-3LA-60 201-3.5LA-60 | 201-3LB-60 201-3.5LB-60 | 201-3LAF-60 201-3.5LAF-60 | 201-3LBF-60 201-3.5LBF-60 |

202 STRAIGHT TAPERED TURNING



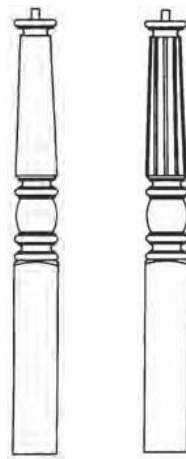
| Acorn Top | Ball Top | Fluted Acorn | Fluted Ball |
|----------------------------|----------------------------|------------------------------|------------------------------|
| 202-3A 202-3.5A | 202-3B 202-3.5B | 202-3AF 202-3.5AF | 202-3BF 202-3.5BF |
| 202-3LA 202-3.5LA | 202-3LB 202-3.5LB | 202-3LAF 202-3.5LAF | 202-3LBF 202-3.5LBF |
| 202-3A-60 202-3.5A-60 | 202-3B-60 202-3.5B-60 | 202-3AF-60 202-3.5AF-60 | 202-3BF-60 202-3.5BF-60 |
| 202-3LA-60 202-3.5LA-60 | 202-3LB-60 202-3.5LB-60 | 202-3LAF-60 202-3.5LAF-60 | 202-3LBF-60 202-3.5LBF-60 |

201 DOWEL TOP

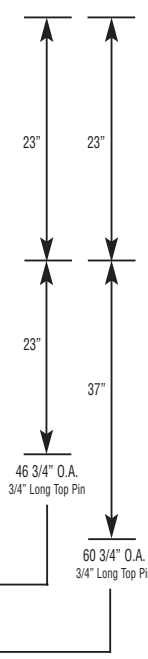


| Dowel Top | Fluted Dowel |
|--------------------------|----------------------------|
| 201-3D 201-3.5D | 201-3DF 201-3.5DF |
| 201-3D-60 201-3.5D-60 | 201-3DF-60 201-3.5DF-60 |


202 DOWEL TOP



| Dowel Top | Fluted Dowel |
|--------------------------|----------------------------|
| 202-3D 202-3.5D | 202-3DF 202-3.5DF |
| 202-3D-60 202-3.5D-60 | 202-3DF-60 202-3.5DF-60 |



NEWEL BLANKS



| |
|--------|
| 3" |
| 3 1/2" |
| 4" |
| 4 1/2" |

HOW TO ORDER NEWELS

2 01 - 3.5 B F - 0

- 2** Indicates Newels
- 01** Newel Style (01, 02)
- 3.5** Newels Size (3", 3.5")
- B** Describes Top (A = Acorn, B = Ball, D = Dowel)
- F** Indicates Fluted
- 0** Species of Wood

Newel Sizes
Newel square sizes available in 3", 3.5".

Lengths
Square top newels available in 52" and 60" lengths.
For long square tops of 12", specify "L". Example: S-201-3.5LB-0.
Dowel top newels available in 46" and 60" lengths.
Dowel top newels have a 3/4" diameter dowel on top. Specify desired newel lengths using part numbers listed above.

BOX NEWELS

All Stile & Rail Newels - Will have solid 1-3/8" stile, 3/4" Rails and 3/4" Raised or Flat panels.

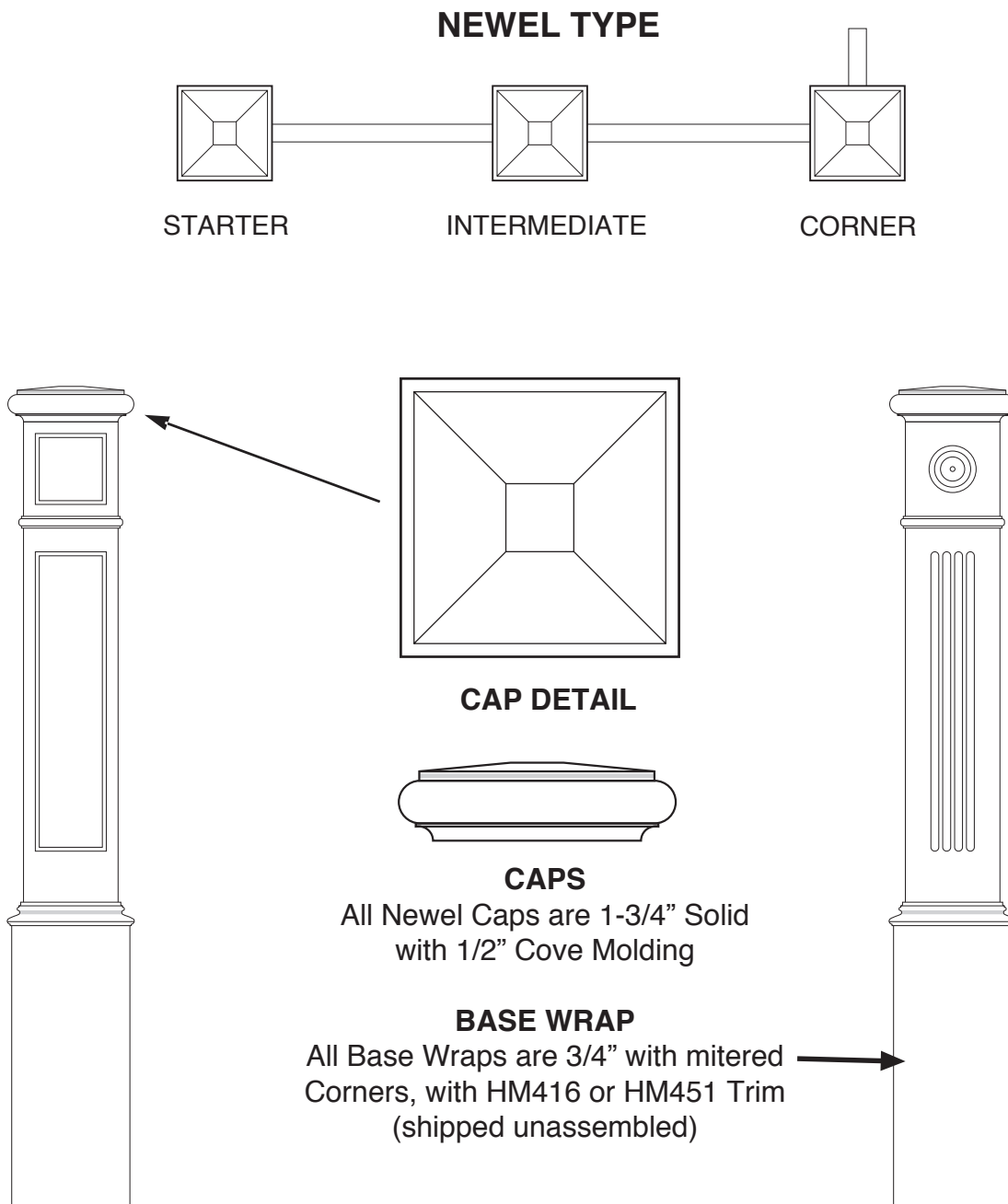
Flat and Raised Panel Newels - Available with Roman Ogee, Panel Cap, Flat and Raise Panels.

Chamfered Newels - Hollow Newels are Spline Jointed, Solid Newels are Laminated.

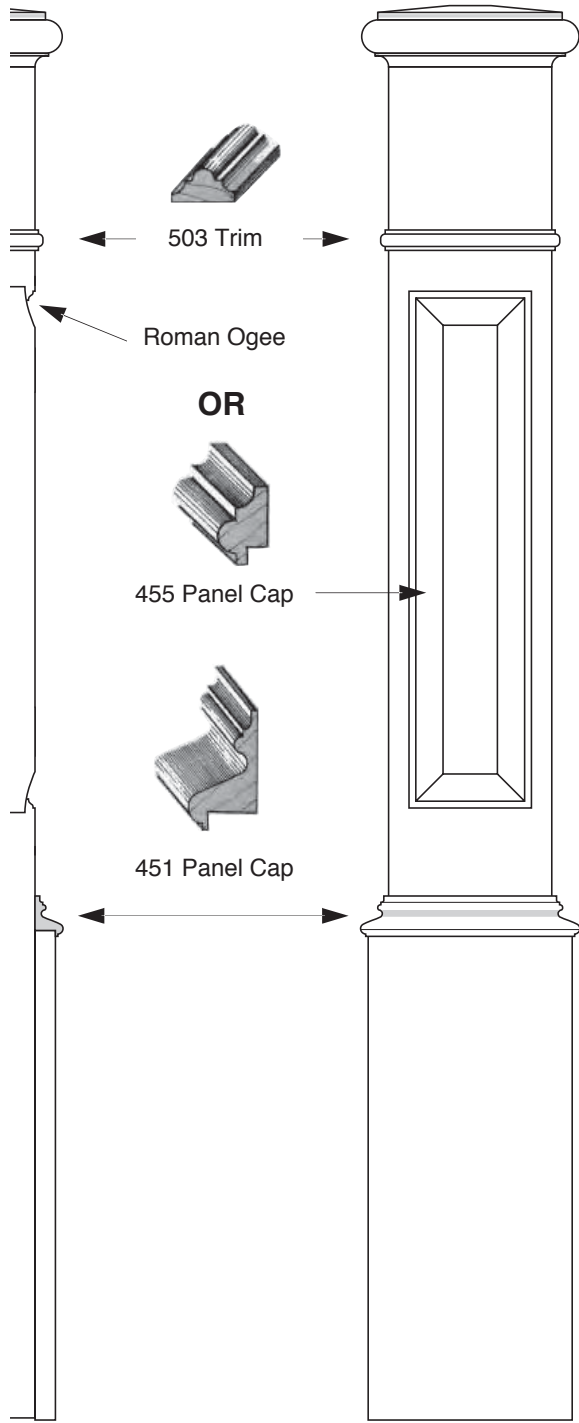
Plant-on Newels - All Plant on Newels will use HM503 Molding.

Rosettes - Sold separately and unattached.

Hollow Posts - With no detail will have Lock Mitered Corners.



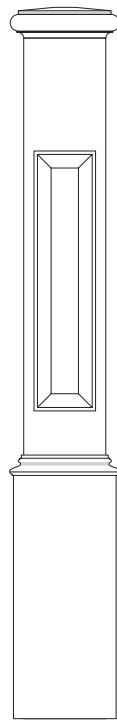
BOX NEWEL GUIDE



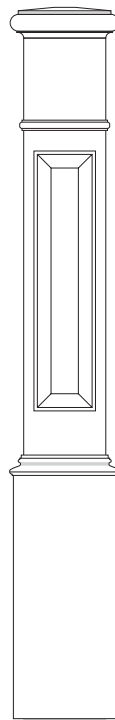
Roman Ogee
Raised Panel

Raised Panel
Panel Cap

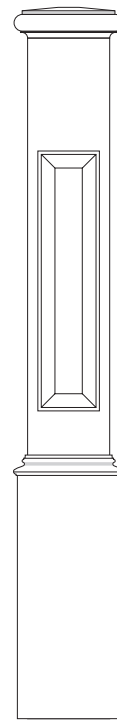
Unattached Base Wrap and Trim Available
Drawing not to Scale



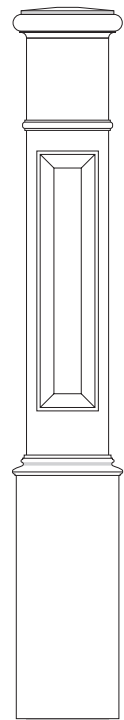
*** #1**
Raised Panel
Roman Ogee



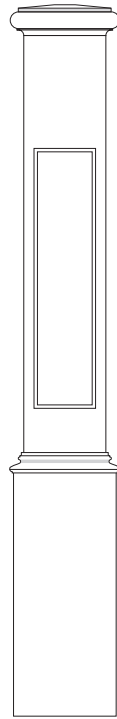
*** #2**
Raised Panel
Roman Ogee
w/503 Trim
Band



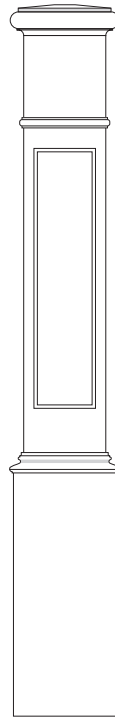
*** #3**
Raised Panel
w/455



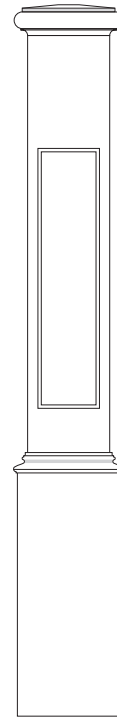
*** #4**
Raised Panel
w/455 & 503
Trim Band



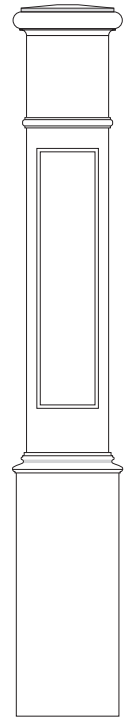
*** #5**
Flat Panel
Roman Ogee



*** #6**
Flat Panel
Roman Ogee
w/503 Trim
Band



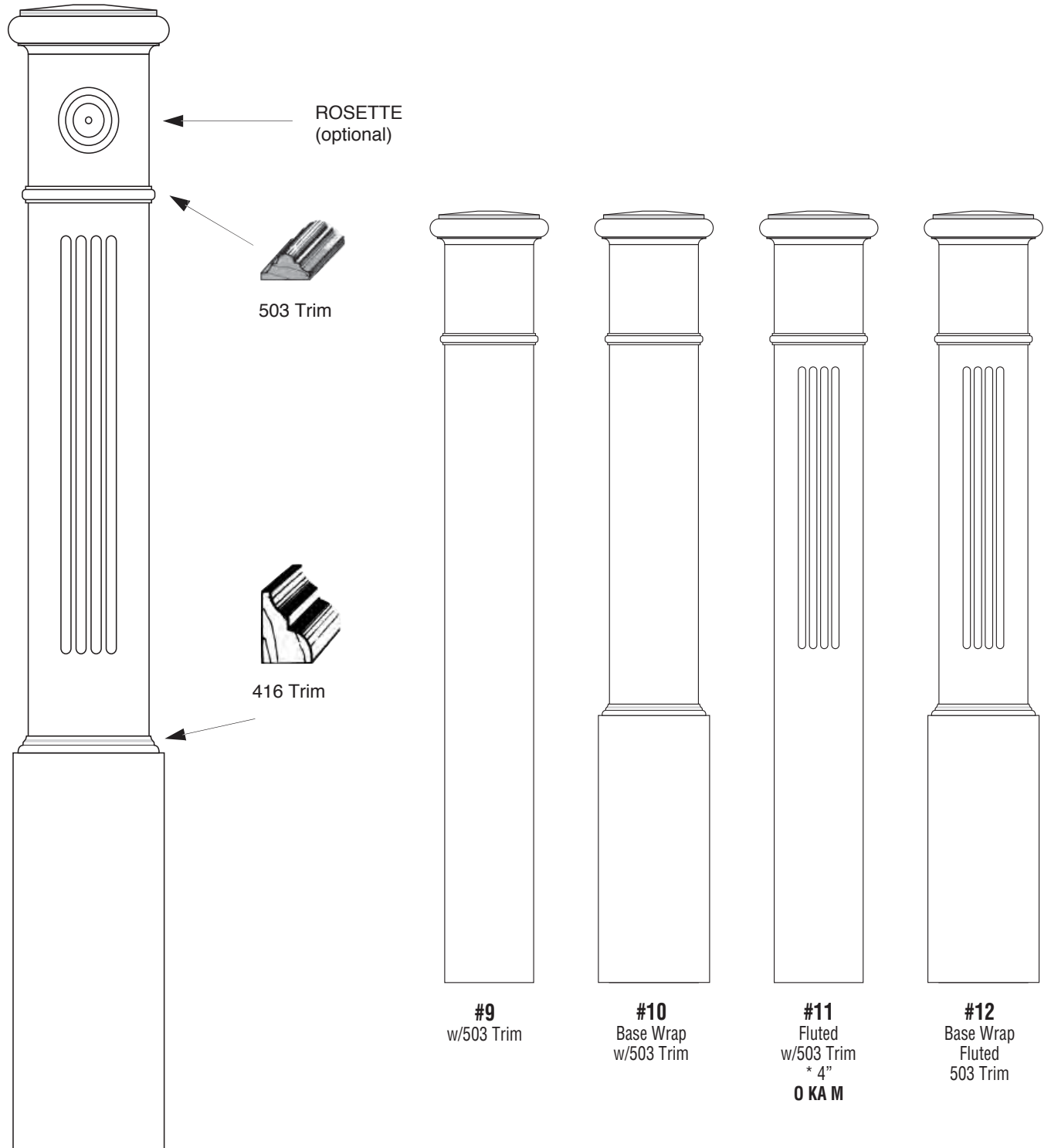
*** #7**
Flat Panel
w/455



*** #8**
Flat Panel
w/455 & 503
Trim Band

* Stocked in 5" & 6" KA (2 Day Assembly Required)

BOX NEWELS

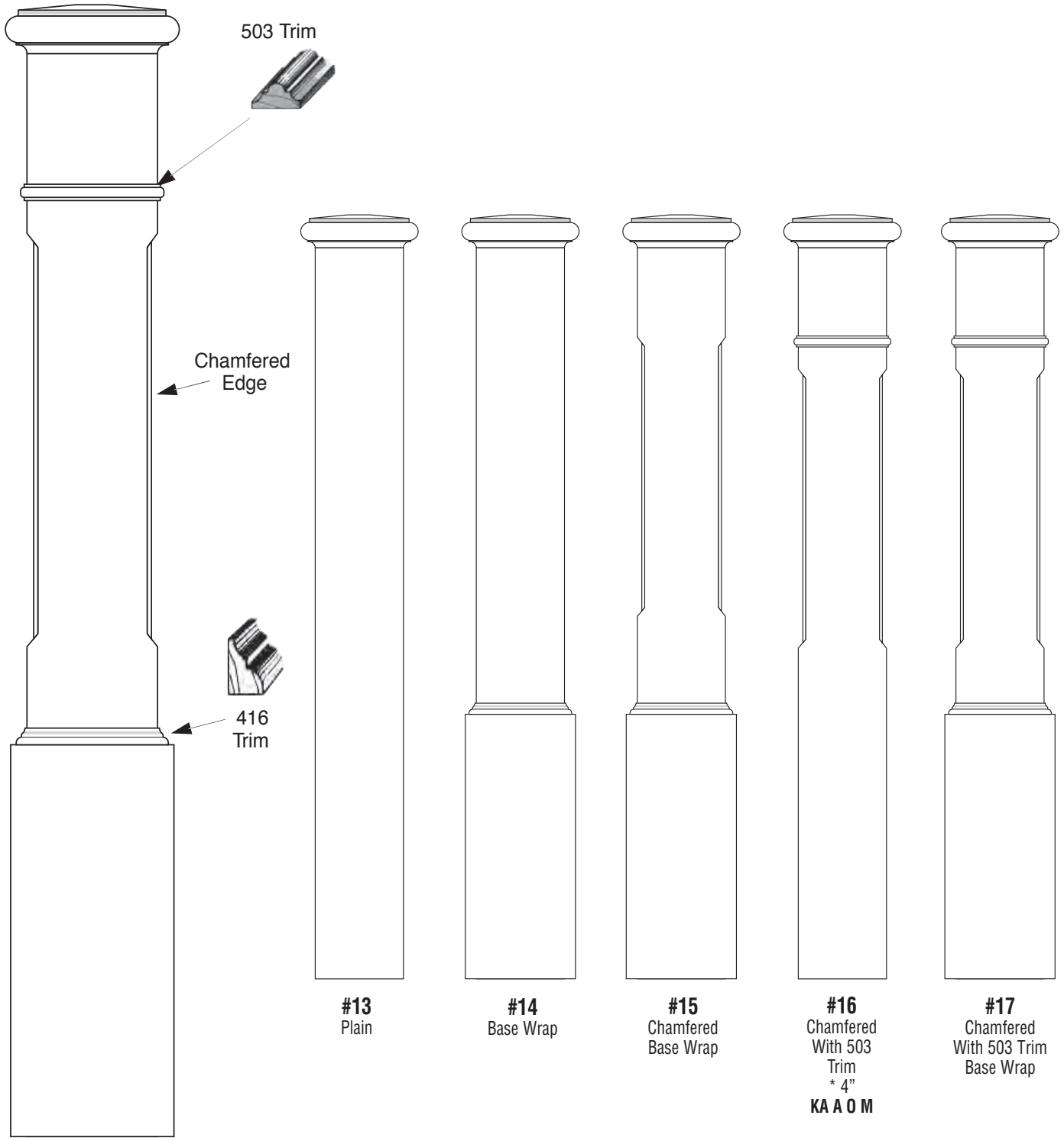


Unattached Base Wrap and Trim Available
Rosette Optional
Drawings not to Scale

* Stock Item

LEGEND: **O**=Oak, **A**=Alder, **KA**=Knotty Alder,
P=Poplar, **C**=Cherry **M**=Maple, **SM**=Soft Maple

BOX NEWELS

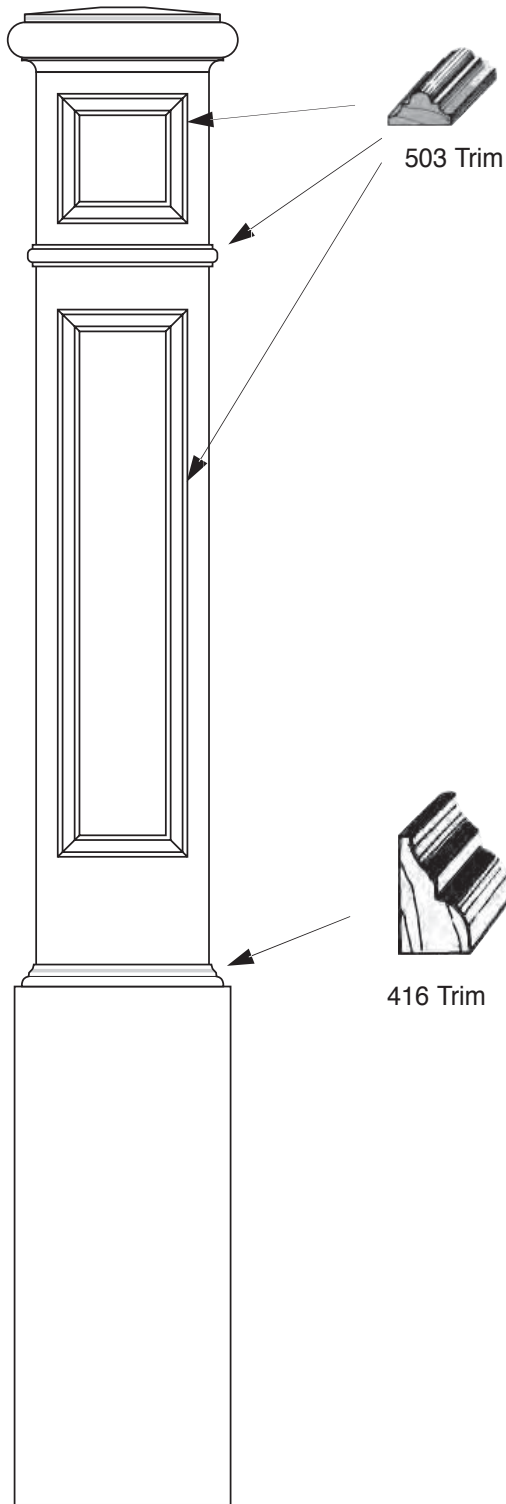


Unattached Base Wrap and Trim Available
Drawing not to Scale

* Stock Item


LEGEND: O=Oak, A=Alder, KA=Knotty Alder, P=Poplar, C=Cherry M=Maple, SM=Soft Maple

BOX NEWELS



Unattached Base Wrap and Trim Available
Drawings not to Scale

* Stock Item




#18
Lower
Plant-on

#19
Lower Plant-on/
Base Wrap

#20
Upper & Lower
Plant-on

#21
Upper & Lower
Plant-on/
Base Wrap

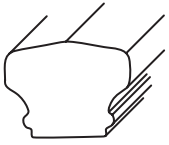


#22
Lower
Plant-on With
503 Trim
* Alder 5"

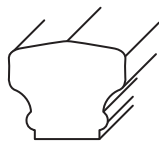
#23
Lower Plant-on/
Base Wrap
503 Trim

#24
Upper & Lower
Plant-on/Base Wrap
503 Trim

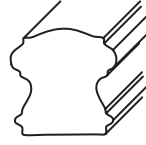
RAILS AND FITTINGS



102-1C (clear)
 * 102-1B (bending rail)
 * 102-1BT (tight bending rail)
 2 3/4" (W) x 2 1/8" (H)
 (1 5/8" bottom)
 Available in cherry



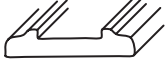
**101-1S (solid cap)
 * 101-1 (bending rail) at
 2 1/2" (W) x 2 1/8" (H)



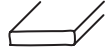
103-1C (clear)
 * 103-1B (bending rail)
 2 3/4" (W) x 2 3/4" (H)
 (2 1/4" bottom)
 Available in cherry



106-1C (clear)
 **106-1S (solid cap)
 * 106-1B (bending rail)
 2 1/4" (W) x 2 3/8" (H)
 (1 1/2" bottom)



Shoe Rail
 403-0 (3/4" x 3" - plow 1 1/4")
 403-1 (3/4" x 3 1/2" - plow 1 3/4")



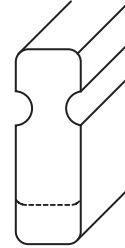
Fillet
 402-0 (3/8" x 1 1/4")
 402-1 (3/8" x 1 3/4")



1 3/4" Round
 HM 550 (stock)



2" Full Round
 100c Oak
 100c Maple



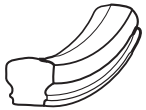
HM 5594 (stock)
 1 5/8" x 4"

HM 559 (stock)
 1 5/8" x 5"

*These bending rails come with complete bending molds.
 **14'-16' lengths may come with 1 joint in cap layer.

HOW TO ORDER FITTINGS

When ordering fittings for rails, specify the fitting part number followed by the rail number. Example: S-601-102-1.




Upeasing
 601-102-1
 601-101-1
 601-106-1
 601-103-1



Upeasing
 602-102-1
 602-101-1
 602-106-1
 602-103-1



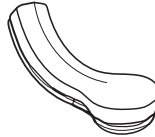
Overeasing
 603-102-1
 603-101-1
 603-106-1
 603-103-1



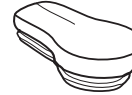
Level Quarter Turn
 604-102-1
 604-101-1
 604-106-1
 604-103-1



Level Quarter Turn w/Cap
 604C-102-1
 604C-101-1
 604C-106-1
 604C-103-1



Starting Easing w/Cap
 605C-102-1
 605C-101-1
 605C-106-1
 605C-103-1



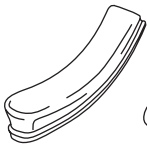
End Cap
 606-102-1
 606-101-1
 606-106-1
 606-103-1



Tandem Cap
 606D-102-1
 606D-101-1
 606D-106-1
 606D-103-1



S-Turn
 628-L-102-1
 628-R-102-1
 n/a 101-1, 103-1
 628L-106-1
 628R-106-1



Upeasing End
 7015
 Available in 106-1 only



Overeasing End
 7016
 Available in 106-1 only



Returned End
 611-102-1
 611-101-1
 611-106-1
 611-103-1



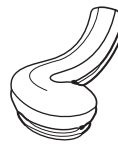
Eighth Turn
 624-102-1
 624-101-1
 624-106-1
 624-103-1



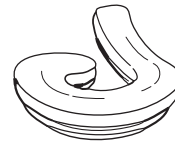
Eighth Turn w/Cap
 624C-102-1
 624C-101-1
 624C-106-1
 624C-103-1



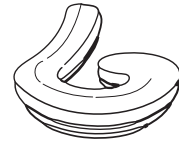
LH Turn Out
 607L-102-1
 607L-101-1
 607L-106-1
 607L-103-1



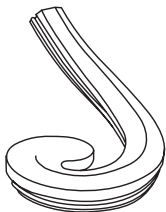
RH Turn Out
 607R-102-1
 607R-101-1
 607R-106-1
 607R-103-1



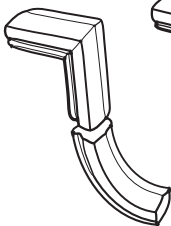
LH Volute
 608L-102-1
 608L-101-1
 608L-106-1
 608L-103-1



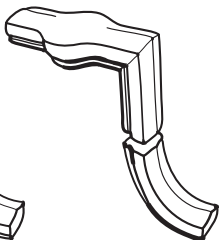
RH Volute
 608R-102-1
 608R-101-1
 608R-106-1
 608R-103-1



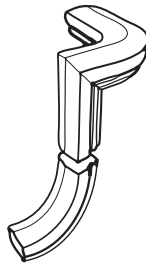
Ascending Volute
 616-102-1
 616-106-1



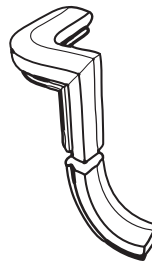
Gooseneck*
 609-102-1
 609-101-1
 609-106-1
 609-103-1



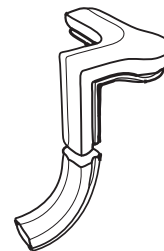
Gooseneck w/Cap*
 609C-102-1
 609C-101-1
 609C-106-1
 609C-103-1



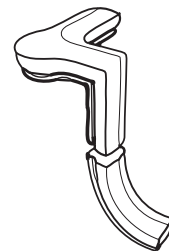
LH Gooseneck*
 610L-102-1
 610L-101-1
 610L-106-1
 610L-103-1



RH Gooseneck*
 610R-102-1
 610R-101-1
 610R-106-1
 610R-103-1




LH Gooseneck w/Cap*
 610LC-102-1
 610LC-101-1
 610LC-106-1
 610LC-103-1



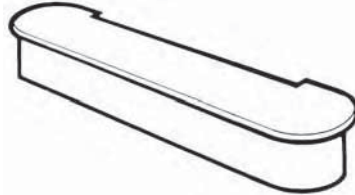
RH Gooseneck w/Cap*
 610RC-102-1
 610RC-101-1
 610RC-106-1
 610RC-103-1

*Easing not attached on any goosenecks.

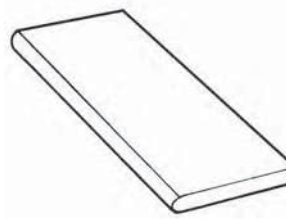
STARTING STEPS, TREADS, AND RISERS



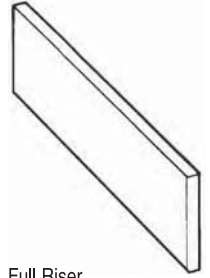
Single End Bullnose
***8010** - 6 3/8" radius bullnose
***8310** - 7 3/8" radius bullnose
***8030** - 8 7/8" radius bullnose



Double End Bullnose
***8015** - 6 3/8" radius bullnose
***8315** - 7 3/8" radius bullnose
***8050** - 8 7/8" radius bullnose



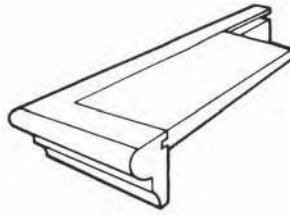
Stair Tread
8070
 1" x 11 1/2"
 Treads are available Plain, Return LH or RH, or Bullnose Both Ends in the following lengths: 36", 42", 48", 54", 60", 72".



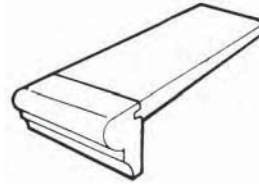
Full Riser
 3/4" x 7 1/4"
 Risers are available in the following lengths: 36", 42", 48", 54", 60", 72".




False End Bullnose
8010-2 - 6 3/8" radius bullnose
8310-2 - 7 3/16" radius bullnose



Tread Caps
8071 RH (right hand)
8071 LH (left hand)
 6" x 11 5/8" (7" o.a.)
8071 RH-8 - Alder
8071 LH-8 - Alder
 8" x 11 5/8" (9")

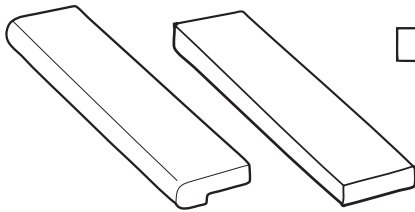


False End
8072
 6" x 11 5/8"
8072-8 - Alder
 8" x 11 5/8"



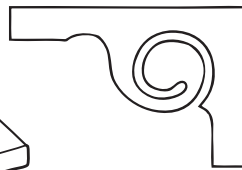
False Riser
8076
 6" x 7 3/4"
8076-8 - Alder
 8" x 7 3/4"

ACCESSORIES

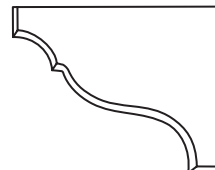


Landing Tread
8090-5
 1" x 6"

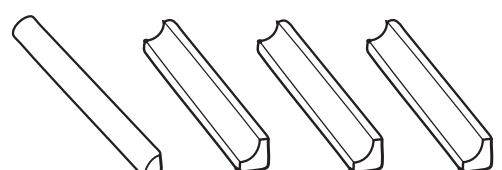
Shoe Plate
700-6
 1" x 6"
 Bending Shoe Plate
700-6B
 1" x 6"
700-8 - Alder
 1" x 8"



Scroll Stair Bracket
7029



Corbel
579
 7" x 9"
 A O M P C




Base Shoe Mold
HM 514
 1/2" x 3/4"


Cove Mold
HM 312
 3/4" x 3/4"

Cove Mold
HM 313
 1/2" x 1/2"

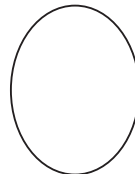
Cove Mold
HM 314
 5/8" x 5/8"



Round Rosette
501-4
 1" x 4 1/2" diameter



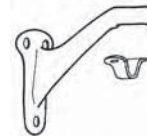
Square Rosette
503-4
 1" x 4 1/2" x 4 1/2"



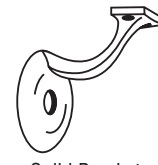
Oval Rosette
505-4
 1" x 4 1/2" x 6 1/4"



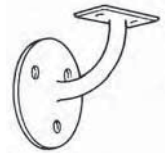
Small Oval Rosette
504-4
 1" x 3 1/2" x 5"



Stair Bracket
3002
 Brass Plated
3002BN
 Brushed Nickel




Solid Bracket
3013
 Brushed Chrome
 Antique Brass
 Polished Chrome
 Bright Brass
 Oil Rubbed Bronze
 Antique Nickel
 Oil Rubbed Copper
 Silver Vein - **3012**
 Copper Vein - **3011**
 Black - **3008**
 Brushed Nickel - **3007**




Polished Bracket
3027
 Solid Brass

STAIR PARTS

* Special Order









HUETTER MILL AND CABINET

Fine Crafted Wood Moldings & Stair Parts for Commercial & Residential Use

4730 S. 500 W. • Murray, UT 84123 • www.huettermill.com

Phone: (801) 266-3222 • Fax: (801) 263-0425 • Toll Free: (800) 246-3225

Printed
02/2007