

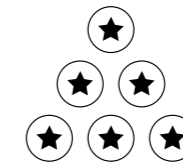


CAMARO™
FLOORING COLLECTION

The Camaro flooring collection of Luxury Vinyl Tiles (LVTs) has been developed with you and your home in mind. Following extensive design, trend and performance research our experienced product designers have hand-selected a collection of beautifully replicated wood, stone and slate floorcoverings, assured to enhance any home interior.

Guiding you through the selection process for choosing your new floor, we provide you with all the inspiration you need to refine your home décor scheme. Browse through dozens of aspirational interiors, discover insider hints and tips plus a wide range of high-design flooring layouts and ideas ranging from classic arrangements to more ambitious bespoke patterns that give your home a Creative Edge.

The Camaro collection provides enhanced durability thanks to the ultra-hard wearing and easy to clean product construction, making it ideal for any residential interior. Available in a range of authentic tile and plank sizes and supported by a versatile collection of inlay accessories, the number of creative combinations you can achieve is limitless.



DISCOVER YOUR CREATIVE EDGE

Creating a stylish and individual floor for your home is now even easier. Whether you are looking to add details and highlights, mix and match multiple shades, or push boundaries with a bespoke design, it's all simple to achieve with the Camaro Creative Edge guide.

To make choosing your new floor as straightforward as possible, every Camaro installation image shown has been given a design reference code for easy identification and a **1-3 star rating**. These ratings have been developed to give you an indication of the complexity of each design, and the level of pre-cutting required.

The flooring designs shown below are only a selection of what can be achieved using Camaro Luxury Vinyl Tiles. If you have your own unique concept in mind, your flooring provider will be able to offer further advice.

CUTTING PRICE GUIDE



STANDARD
no cutting



STRAIGHT
basic cutting



BESPOKE
complex cutting



Cambridge Parquet 2251

Plank size: 76.2 x 228.6mm



Parquet tramline.
Design ref: 213

Georgian Parquet 2252

Plank size: 76.2 x 228.6mm



Woodblock / Parquet tramline / Parquet herringbone.
Design ref: 224 / 213 / 212

Cashmere Oak 2244

Plank size: 184.2 x 1219.2mm



Quayside Oak 2246

Plank size: 184.2 x 1219.2mm



Sienna Oak 2248

Plank size: 184.2 x 1219.2mm



★ ★ ★
 Full plank chevron.
 Design ref: 210

American Oak 2217

Plank size 101.6 x 914.4mm



★ ★ ★
 Triple row wood triangles, with Natural Oak Marquetry Strip.
 Design ref: 227

Nut Tree 2202

Plank size: 101.6 x 914.4mm



Random straight laid.
Design ref: 103

Natural Oak 2232

Plank size: 152.4 x 1219.2mm



Double Plank Tramline.
Design ref: 215

Salvaged Timber 2247

Plank sizes: 76.2 / 101.6 / 152.4 x 914.4mm  Strong pattern and/or colour variation



 Random straight laid.
Design ref: 103



 Random straight laid.
Design ref: 103



 Random straight laid.
Design ref: 103

Wild Amber Oak 2249

Plank size: 184.2 x 1219.2mm



Random straight laid.
Design ref: 103

Vintage Timber 2220

Plank size: 152.4 x 914.4mm




Random straight laid.
Design ref: 103

Bianco Oak 2241

Plank size: 184.2 x 1219.2mm



Straight laid planks, cut in two lengthways.
Design ref: 206



Random straight laid.
Design ref: 103

White Limed Oak 2229

Plank size: 152.4 x 914.4mm



Boathouse Oak 2242

Plank size: 184.2 x 1219.2mm  Strong pattern and/or colour variation



Smoke Brushed Elm 2233

Plank size: 152.4 x 914.4mm



Random straight laid.
Design ref: 103

North American Walnut 2236

Plank size: 152.4 x 914.4mm



Random straight laid.
Design ref: 103

Heritage Oak 2239

Plank size: 203.2 x 1219.2mm



Midnight Ash 2243

Plank size: 203.2 x 1219.2mm



White Metalstone 2332

Tile size: 304.8 x 609.6mm



★ ★ ★
 Miniature chevron, alongside Sienna Oak.
 Design ref: 435

Portico Limestone 2334

Tile size: 304.8 x 609.6mm



★ ★
 Varied width tiles with Grey Grouting Strip.
 Design ref 422

Classic Yorkstone 2336

Tile size: 304.8 x 304.8mm



★
Two tiles together laid brickwork, with Pearl Grouting Strip.
Design ref: 405

Romano Stone 2301

Tile size: 304.8 x 304.8mm



★ ★
Assorted paving effect, with Gold Feature Strip.
Design ref: 427

Burnished Concrete 2342

Tile size: 304.8 x 609.6mm



★
Straight laid.
Design ref: 304

Organic Concrete 2343

Tile size: 304.8 x 609.6mm



★ ★ ★
Full hexagon pattern, alongside Burnished Concrete and Smoked Concrete.
Design ref: 437

Smoked Concrete 2344

Tile size: 304.8 x 609.6mm



45° Chequerboard effect, alongside Burnished Concrete. Design ref: 416

Ocean Slate 2319

Tile size: 304.8 x 609.6mm



Brickwork with Graphite Grouting Strip. Design ref: 404

Glacier Slate 2345

Tile size: 152.4 x 609.6mm



★
 Random straight laid.
 Design ref: 103

Highland Slate 2346

Tile size: 152.4 x 609.6mm



★
 Random straight laid.
 Design ref: 103

Arctic Slate 2341

Tile size: 304.8 x 609.6mm



Atlantic Slate 2339


Tile size: 304.8 x 304.8mm




THE WOOD COLLECTION

CAMARO™ FLOORING COLLECTION



2251  R10
Cambridge Parquet
76.2 x 228.6mm



2252  R10
Georgian Parquet
76.2 x 228.6mm





2217 American Oak 101.6 x 914.4mm 



2202 Nut Tree 101.6 x 914.4mm 



2247 Salvaged Timber 76.2 / 101.6 / 152.4 x 914.4mm   R10



2220 Vintage Timber 152.4 x 914.4mm 




2236 North American Walnut 152.4 x 914.4mm 





2229 White Limed Oak 152.4 x 914.4mm 



2233 Smoke Brushed Elm 152.4 x 914.4mm 



-  These designs feature a micro bevel
-  Strong pattern and/or colour variation

The **R values** shown denote a ramp test result, which is an ex-factory measure of slip resistance. For safety flooring with sustainable wet slip resistance, refer to Expona Control PUR or the Polysafe ranges.

With regard to colour printing, it is only possible to give a provisional representation of the product colour. For colour selection, an original sample should be used which we shall be pleased to supply free of charge. To replicate the natural material, the wood effect products may contain knots or markings as part of their design.



2232 Natural Oak 152.4 x 1219.2mm 



2244 Cashmere Oak 184.2 x 1219.2mm 



2248 Sienna Oak 184.2 x 1219.2mm 



2246 Quayside Oak 184.2 x 1219.2mm 



2249 Wild Amber Oak 184.2 x 1219.2mm 




2241 Bianco Oak 184.2 x 1219.2mm 



2242 Boathouse Oak 184.2 x 1219.2mm  



2239 Heritage Oak 203.2 x 1219.2mm 



2243 Midnight Ash 203.2 x 1219.2mm 

THE STONE COLLECTION

CAMARO™
FLOORING COLLECTION



2336 Classic Yorkstone
304.8 x 304.8mm
R10



2301 Romano Stone
304.8 x 304.8mm
R10



2339 Atlantic Slate
304.8 x 304.8mm
R10



2341 Arctic Slate
304.8 x 609.6mm
R10



2342 Burnished Concrete
304.8 x 609.6mm
R10



2345 Glacier Slate
152.4 x 609.6mm
R10



2346 Highland Slate
152.4 x 609.6mm
R10



2319 Ocean Slate
304.8 x 609.6mm
R10



2343 Organic Concrete
304.8 x 609.6mm
R10



2332 White Metalstone
304.8 x 609.6mm
R10



2334 Portico Limestone
304.8 x 609.6mm
R10



2344 Smoked Concrete
304.8 x 609.6mm
R10

The **R values** shown denote a ramp test result, which is an ex-factory measure of slip resistance. For safety flooring with sustainable wet slip resistance, refer to Expona Control PUR or the Polysafe ranges.

*Colour contrast in design.


With regard to colour printing, it is only possible to give a provisional representation of the product colour. For colour selection, an original sample should be used which we shall be pleased to supply free of charge. To replicate the natural material, the stone effect tiles may include variation in markings as part of their design.

CREATIVE EDGE Design Floors **Wood**

These linear drawings show a number of creative designs to help inspire you when choosing your new Camaro floor. From clean and simple layouts to more ambitious and sophisticated designs, each version can be achieved with the help of Polyflor's bespoke cutting service and design accessories.

Simply choose the floor format along with the preferred Camaro colour(s) and allow us to do the rest.


For detailed information, contact your flooring provider.




Straight laid plank - random.
Design ref: 103



Straight laid plank with strip between each length ('ships decking' effect).
Design ref: 201




Parquet tramline, tessellated.
Design ref: 213




Woodblock parquet.
Design ref: 224




Straight laid plank with tramline strip perimeter (tramline planks can be supplied in bespoke width).
Design ref: 507




Herringbone design with full length planks.
Design ref: 207



Plank weave - full planks with square cut pieces running at 90°.
Design ref: 217




Brickwork wood tile.
Design ref: 219



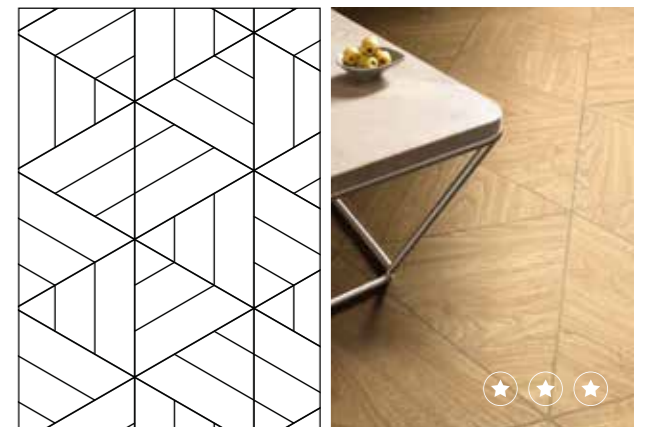
Double plank tramline.
Design ref: 215



Herringbone design (typically third length planks).
Design ref: 208



Straight laid planks, cut in two lengthways.
Design ref: 206



Triple row wood triangles with strip.
Design ref: 227


CREATIVE EDGE Design Floors Stone

As with the Wood design floors, the below drawings provide you with a wide creative scope to help you achieve a beautiful floor installation. You can even take ideas from various formats and design your own.

If you have a specific design in mind which is not covered here, discuss it with your flooring provider to see if it can be achieved.



Square tile with strip around every 2 tiles, laid brickwork (rectangular tile effect).
Design ref: 405



Stone herringbone using rectangular tiles and strip.
Design ref: 429



Square tile laid 45° with half tile perimeter.
Design ref: 522




Varied width tiles with strip.
Design ref: 422



Large square tile effect, laid brickwork with strip.
Design ref: 409



Assorted paving effect with strip.
Design ref: 427



Off-set chevron cut tiles - 2 colours.
Design ref: 431



45° Chequerboard effect - 2 colours.
Design ref: 416



Dual width tiles (typically cut in 1/2 & 1/4 tiles lengthways) with strip.
Design ref: 421



Off-set key-square design with strip.
Design ref: 425



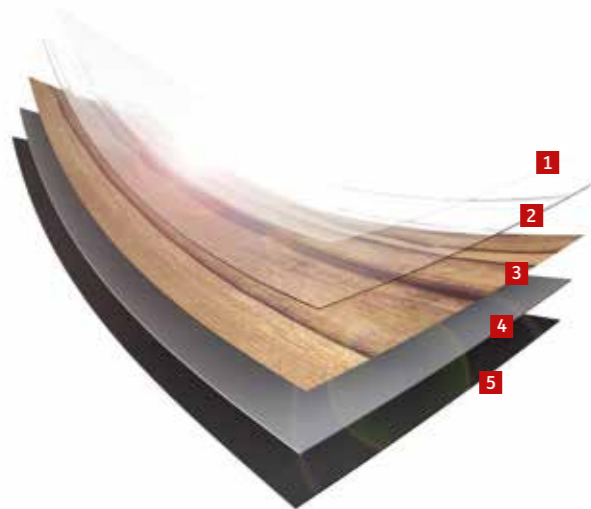
Slim tiles laid brickwork with surrounding strip.
Design ref: 404



Two tiles installed together with strip to give a rectangular tile effect.
Design ref: 408

TECHNICAL DETAILS

Camaro is a top quality vinyl flooring in tile and plank formats. Each layer has been thermally pressed by means of innovative technologies for ultimate performance.



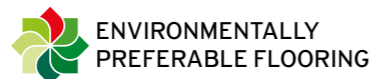
- 1. The Polyurethane Reinforcement**
Thanks to a factory-applied polyurethane reinforcement, there is less work for you to do to care for your floor.
- 2. The Wear Layer**
This transparent, extremely dense layer is hard-wearing and protects the decoration of the product. This allows the surface embossing to create a highly authentic effect.
- 3. The Decoration Layer**
Each design has been specifically developed for Camaro by means of extensive trend research and the commissioning of experienced product designers.
- 4. The Stabilisation Layer**
Improved dimensional stability is achieved by minimising the effect of surrounding physical properties (e.g. temperature fluctuations).
- 5. The Load-Bearing Layer**
The basis for the long service life and high performance of Camaro.



The following table features technical details, if you require any further information, contact Polyflor on 1800 777 425, or email technical@polyflor.com.au

CHARACTERISTICS	CAMARO	CHARACTERISTICS	CAMARO
Type of floorcovering EN 649 / EN ISO 10582	Heterogeneous, PVC	Abrasion resistance EN 649 EN ISO 10582	Group T Type 1
Surface Treatment	Polyurethane Reinforcement (PUR)	Dimensional stability EN 434 / EN ISO 23999	≤ 0.1%
Total Weight EN 430 / EN ISO 23997	3,600 g/m ²	Colour fastness to artificial light *	≥ 6 ISO 105-B02 method 3
Performance classification EN 685 / EN ISO 10874	23, 31	Behaviour to fire Australian BCA Spec. C1.10 Clause 3	Complies
Gauge EN 428 / EN ISO 24346	2.0mm	Slip resistance **	EN 13893 Class DS (Dry condition) DIN 51130 R10 AS/NZS 4586 R10 For safety flooring with sustainable wet slip resistance, refer to the Expona Control or Polysafe ranges
Wear layer thickness EN 429 / EN ISO 24340	0.3mm	VOC emissions	Eurofins - Indoor Air Comfort Gold AgBB - Very low emissions Floorscore - Certified product
Plank size EN 427 / EN ISO 24342 and packaging details	192 @ 76.2 x 228.6mm = 3.34m ² 36 @ 101.6 x 914.4mm = 3.34m ² 24 @ 152.4 x 914.4mm = 3.34m ² 18 @ 152.4 x 1219.2mm = 3.34m ² 15 @ 184.2 x 1219.2mm = 3.37m ² 12x3 @ 76.2 / 101.6 / 152.4 x 914.4mm = 3.62m ² 14 @ 203.2 x 1219.2mm = 3.46m ²	Chemical resistance EN 423 / EN ISO 26987	***
Tile size EN 427 / EN ISO 24342 and packaging details	36 @ 304.8 x 304.8mm = 3.34m ² 18 @ 304.8 x 609.6mm = 3.34m ² 36 @ 152.4 x 609.6mm = 3.34m ²	Castor chair suitability EN 425 / ISO 4918	Suitable, type W, EN 12529
Residual indentation EN 433 / EN ISO 24343-1	≤ 0.05mm	Underfloor heating suitability EN 1264-2	Suitable, max. 27° C

* We recommend that adequate UV protection be taken against products being installed in direct sunlight as fading may occur.
** For clarification regarding slip resistance, consult Polyflor. See product pages (80-83) for R values.
*** Resistant depending on concentration and time of exposure. In case of increased impact of oils, grease, acids, alkalis and other aggressive chemicals, please contact us.



15 CUSTOMER GUARANTEE



15 Year Product Guarantee

The Camaro collection of luxury vinyl tiles has been developed to meet the highest technical specification of its product type. Ideal for all areas of the home, the products ensure high performance and optimum style. In addition, Camaro is suitable for moderate commercial applications such as light traffic areas within hotels, conference rooms and small offices.

Compared with many natural flooring options, Camaro will under normal conditions resist household stains and will not crack, chip or splinter. The manufacturers of Camaro are confident that their high quality products will provide many years of valuable service. All products purchased from the range are guaranteed for 15 Years Residential against normal wear and tear in the recommended environment provided they have been fitted correctly and maintained in accordance with the manufacturers instructions. In order to make a claim, customers must apply in writing indicating

where their flooring was purchased and provide satisfactory proof of purchase. This guarantee only applies in the event of visible wearing out of the decorative pattern on the surface within the 15 Years Residential guarantee period from time of purchase and provided the flooring has been subject to normal usage in the recommended environment. It does not cover general misuse and we suggest that adequate UV protection be taken against products being installed in direct sunlight as fading may occur. It is the manufacturers recommendation that felt or teflon pads are used for protection under chairs and other furniture which will help to prevent scratching and marring of the floor's finish. When moving any heavy objects please a plywood panel over your vinyl floor. In the event of the manufacturers of Camaro accepting that a claim is valid under this guarantee, they will either repair the flooring or supply replacement flooring free of charge. In the unlikely event of the flooring no longer being in stock, flooring of equivalent quality will be provided.



ACCESSORIES

We offer an exclusive selection of inlay accessories that have been purposefully designed to enhance each shade within the Camaro collection.

Grouting Strips Strip size: 3mm x 914mm




Ice Grouting Strip and Atlantic Slate

Marquetry Strips Strip size: 3mm x 914mm




Classic Oak Marquetry Strip and White Limed Oak plank

Feature Strips Strip size: 5mm x 1000mm



Brown Feature Strip and Vintage Timber plank

Cross Grain Marquetry Strips Strip sizes: (10mm x 914mm) (25mm x 914mm)



Classic Oak & Walnut Strip and Sienna Oak

FLOORCARE

We want your Camaro floor to look it's best for many years to come and to help you achieve this we have laid out the following floorcare guidelines. Camaro does not harbour dust mites or bacteria making it ideal for the home environment.

Initial cleaning after your new floor has been installed:

- Avoid walking on the floor for at least 24 hours following completion of installation.
- Sweep or vacuum to prevent loose dirt or grit from scratching the floor.
- Polishing your floor can be beneficial to help prevent slight surface scratches and to provide further protection.

Day to day cleaning:

- Sweep or vacuum the floor to remove loose dirt, grit or dust.
- Use clean mops and neutral cleaning solutions to regularly clean your floor. *Contact Polyflor for details of approved maintenance products.*
- Dilute the floor cleanser to the manufacturer's instructions.
- Mop the floor evenly.
- Collect any excess liquid in a mop bucket.
- Rinse the floor with clean water and allow to dry.

Regular cleaning is more beneficial to the floorcovering and is more cost effective than occasional heavy cleaning.

- Do:**
- ✓ Install barrier mats at entrances to pick up grit and moisture. (Please note, some rubber-backed mats may discolour the floor)
 - ✓ Ensure your furniture is fitted with protective pads where necessary to prevent scratches.
 - ✓ Use protective cups under heavy furniture to prevent indentation.
 - ✓ Remove spillages as quickly as possible to reduce risk of staining and causing slip hazards.
 - ✓ Always use clean equipment when maintaining your floor.
 - ✓ Regularly trim pets claws as these can cause fine scratches.

- Don't:**
- ✗ Use abrasive liquids or metal scouring pads as these can damage the floor.
 - ✗ Clean the floor with solvents, caustic detergents, washing up liquids, soap powders, bleach, furniture polishes, petroleum based products, pine gels, stain removers or highly coloured products. Such products may make the floor slippery or cause permanent damage.
 - ✗ Drag furniture with unprotected feet across the floor.



Camaro is resistant to everyday dirt and soil



Camaro is resistant to accidental splashes and temporary surface water



Dirty footprints are not a problem and can be easily wiped away



Everyday dirt and crumbs can be simply swept away

CAMARO™

FLOORING COLLECTION

POLYFLOR™ INTERNATIONAL

Australia

Polyflor Australia
Tel: 1800 777 425
E-mail: sales@polyflor.com.au
Website: www.polyflor.com.au

Canada

Polyflor Canada Inc.
Tel: +1 905 364 3000
E-mail: sales@polyflor.ca

China

Polyflor Hong Kong
Tel: +(852) 2865 0101
E-mail: info@polyflor.com.hk

France

James Halstead France SAS
Tel: +33 (0) 8 20 20 32 11
E-mail: info@jhfrance.fr

Germany

objectflor Art und Design Belags GmbH
Tel: +49 (0) 2236 966 330
E-mail: info@objectflor.de

India

Polyflor India Pvt Ltd
Tel: +91 22 4023 2485
E-mail: info@polyflor.co.in

Ireland

Polyflor Ireland
Tel: +353 (1) 864 9304
E-mail: salesireland@polyflor.com

New Zealand

Polyflor New Zealand
Tel: +64 9 269 1111
Tel: 0800 765 935
E-mail: sales@polyflor.co.nz

Norway

Polyflor Nordic
Tel: +47 23 00 84 00
E-mail: firmapost@polyflor.no

Poland

Polflor Sp. Z o.o.
Tel: +48 (0) 61 820 3155
E-mail: polyflor@polflor.com.pl

Russia

Polyflor Contract Ltd
Tel: +7 (812) 332 42 02
E-mail: info@polyflor.ru

South Africa

Poly Sales Africa (Pty.) Ltd
Tel: +27 11 609 3500
E-mail: info@polyflor.co.za

Sweden

FalckDesign AB
Tel: +46 (0) 300 15820
E-mail: info@falckdesign.com

POLYFLOR™ HEAD OFFICE

POLYFLOR LTD. PO BOX 3 RADCLIFFE NEW ROAD WHITEFIELD MANCHESTER M45 7NR UK

UK SALES DIRECT: +44 (0)161 767 1122

UK SAMPLE REQUESTS: +44 (0)161 767 2551

EXPORT SALES DIRECT: +44 (0)161 767 1913

UK FAX: +44 (0)161 767 1128

EXPORT FAX: +44 (0)161 767 1166

TECHNICAL SUPPORT: +44 (0)161 767 1912

RECEPTION: +44 (0)161 767 1111

E-MAIL: PAHTEAM@POLYFLOR.COM

WEBSITE: WWW.POLYFLOR.COM

POLYFLOR™
COVERING THE WORLD

James Halstead™
FLOORING