

# COMMERCIAL STONE



5104 Frosted Marble Pack\*



5065 Alabaster Stone 609.6 x 609.6mm



5101 Industrial Steel 457.2 x 914.4mm



5102 Iron Ore 457.2 x 914.4mm



5096 Distressed Gold Plate 457.2 x 914.4mm



5097 Distressed Copper Plate 457.2 x 914.4mm



5098 Rusted Metal 457.2 x 914.4mm



5099 Bister 457.2 x 914.4mm



5066 Porta Stone 609.6 x 609.6mm



5079 Fossil Stone 609.6 x 609.6mm



5058 Dovestail Slate 304.8 x 914.4mm



5059 Amazonian Slate Pack\*



5057 Urban Slate 304.8 x 914.4mm



5056 India Ink Slate 304.8 x 914.4mm

# COMMERCIAL STONE / ABSTRACT



5054 Painted Cement 203.2 x 1524mm



5167 Light Grey Concrete 609.6 x 609.6mm




5077 Black Textile 609.6 x 609.6mm



5094 Arctic Mosaic\*\* 609.6 x 609.6mm



5105 Crystal Parchment\*\* 609.6 x 609.6mm



5045 Light Contour 304.8 x 914.4mm



5046 Dark Contour 304.8 x 914.4mm




5055 Raw Cement 203.2 x 1524mm



5064 Warm Grey Concrete 609.6 x 609.6mm




5168 Cool Grey Concrete 609.6 x 609.6mm



5069 Dark Grey Concrete 609.6 x 609.6mm



5093 Clay Mosaic\*\* 609.6 x 609.6mm



5095 Granite Mosaic\*\* 609.6 x 609.6mm



5106 Liquorice Parchment\*\* 609.6 x 609.6mm

# COMMERCIAL WOOD




4037 White Oak 152.4 x 914.4mm




4033 Smoked Beam 152.4 x 914.4mm



4071 Light Varnished Wood 152.4 x 1219.2mm




4014 Silvered Driftwood 203.2 x 1219.2mm



4035 Black Elm 152.4 x 914.4mm



4067 Dark Recycled Wood Pack<sup>△</sup>




4034 Light Elm 152.4 x 914.4mm



4104 Grey Salvaged Wood 203.2 x 1524mm



4063 Grey Pine 152.4 x 1219.2mm



4083 Dark Limed Oak 203.2 x 1219.2mm



4032 Burnt Beam 152.4 x 914.4mm



4068 Blue Recycled Wood Pack<sup>△</sup>

\*Size Mix - Tiles are supplied in three widths and in various colour combinations. 30 tiles (12 tiles of 152.4 x 609.6mm & 304.8 x 304.8mm, and 6 tiles of 304.8 x 609.6mm) per box.

Bevelled edges Pattern and/or colour variation

\*\*No pattern repeat

<sup>△</sup>Size Mix - Planks are supplied in three widths and in various colour combinations. 36 planks (12 planks of each size, 76.2/101.6/152.4 x 914.4mm) per box.



# COMMERCIAL WOOD



4021 White Ash 152.4 x 1219.2mm



4058 French Vanilla Oak 184.2 x 1524mm



4081 Blond Limed Oak 203.2 x 1219.2mm



4082 Grey Limed Oak 203.2 x 1219.2mm



4069 Beige Varnished Wood 152.4 x 1219.2mm



4020 Grey Ash 152.4 x 1219.2mm



4108 Grey Barnwood 184.2 x 1524mm



4098 Oiled Oak 184.2 x 1219.2mm



4085 Light Classic Oak 152.4 x 1219.2mm



4017 Blond Country Plank 152.4 x 914.4mm



4107 Natural Barnwood 184.2 x 1524mm



4031 Natural Brushed Oak 203.2 x 1219.2mm



4103 Blue Salvaged Wood 203.2 x 1524mm

# COMMERCIAL WOOD



4078 Shoreline Oak 184.2 x 1524mm



4101 Everglade Oak 184.2 x 1219.2mm



4099 Sherwood Oak 184.2 x 1219.2mm




1907 Nut Tree 101.6 x 914.4mm



4022 Honey Ash 152.4 x 1219.2mm



4102 Wild Teak 184.2 x 1524mm



4111 Golden Chevron Parquet<sup>o</sup> 203.2 x 1219.2mm



4106 Bronzed Salvaged Wood 203.2 x 1524mm



4109 Endgrain Woodblock 101.6 x 914.4mm



4008 French Nut Tree 152.4 x 914.4mm



4016 Antique Oak 203.2 x 1219.2mm



4066 Red Heritage Cherry 184.2 x 1219.2mm



4023 Warm Ash 152.4 x 1219.2mm

# COMMERCIAL WOOD



1902 Classic Oak 101.6 x 914.4mm



4057 Saffron Oak 184.2 x 1524mm




4086 Honey Classic Oak 152.4 x 1219.2mm



4091 Vintage Timber 101.6 x 914.4mm



4088 Dark Classic Oak 152.4 x 1219.2mm



4112 Tanned Chevron Parquet<sup>o</sup> 203.2 x 1219.2mm



4036 Aged Elm 152.4 x 914.4mm



4087 Amber Classic Oak 152.4 x 1219.2mm



4072 Brown Weathered Spruce 203.2 x 1219.2mm



4079 Roasted Oak 184.2 x 1219.2mm



4089 Walnut 152.4 x 914.4mm



4019 Weathered Country Plank 152.4 x 914.4mm



4064 Grey Heritage Cherry 184.2 x 1219.2mm



4030 Dark Brushed Oak 203.2 x 1219.2mm

Bevelled edges Pattern and/or colour variation

<sup>o</sup>Pack includes both left and right pattern.

The R values shown denote a ramp test result, which is an ex-factory measure of slip resistance. For safety flooring with sustainable wet slip resistance, refer to Expona Control PUR or the Polysafe ranges.