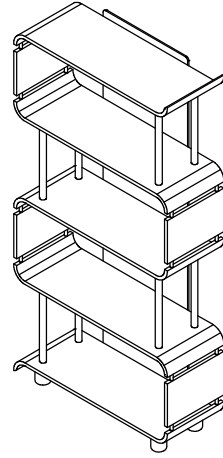


ASSEMBLY INSTRUCTION

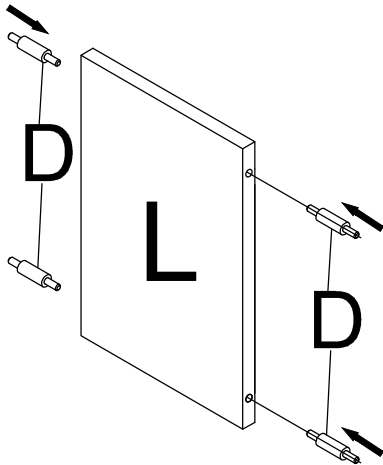
BS201

HELP LINE NUMBER 01443 816982

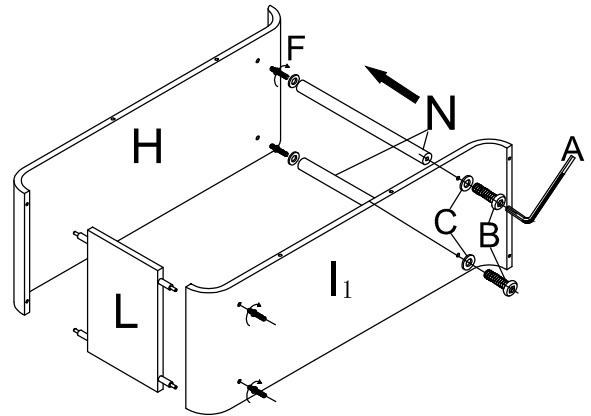
A		M4	1PC				
B		1/4" * 25mmL	6PCS				
C		1/4" * Ø12 * 2	8PCS				
D		Ø12 * 60mmL	16PCS				
E		1/4" * 20mmL	10PCS				
F		1/4" * 30mmL	8PCS				
G		1/4" * Ø16 * 2	8PCS				
H		Top Panel	1PC				
I ₁		Middle Panel	2PCS				
I ₂		Middle Panel	1PCS				
J		Base Panel	1PC				
K		Back Panel	2PCS	N		Tube	8PCS
L		Side Panel	4PCS	O		1/4" * 30 + 30mmL	2PCS
M		Leg	4PCS	P		1/4" * 10 + 30mmL	2PCS



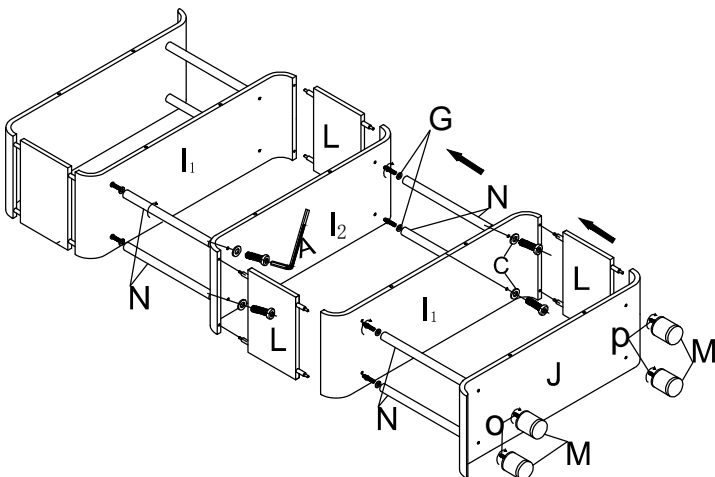
STEP1



STEP2



STEP3



STEP4

