

The Signature Collection

dunlopillo®

NATURAL COMFORT SINCE 1929

The Signature Collection

Imagine...

A world where the quality of our sleep directly influences the quality of our lives, where our waking days are full of boundless energy and our daily lives are a symbiotic and harmonious reflection of night and day...

A perfect sanctuary, a place to relax, rest and unwind. A haven of comfort, where the tranquillity of peaceful solitude is a frequent and welcome destination in the complex journey that is our daily lives...

A world where the humble meticulous artisan embraces innovation in a pure belief that the physical and poetic dimension of design can sculpt our well-being on an intellectual and physical plane...

Our secret...

This world has existed since 1929.

MADE IN THE UNITED KINGDOM

dunlopillo®

NATURAL COMFORT SINCE 1929





The natural way to sleep

We use only pure latex... pure and simple

Natural latex is a wonderful material derived from the sap of rubber trees (Hevea Brasiliensis) grown in managed sustainable plantations around the world.

Every drop counts

A rubber tree only produces 27ml of latex daily. Perfecting comfort takes time... in fact it takes one tree over 500 days to create enough latex for a single mattress.

Environmentally friendly

Latex is one of the most eco-friendly mattress fillings. Latex rubber trees purify over 90 million tons of carbon dioxide a year. All of our natural latex is sourced from sustainably managed plantations.

Health and wellbeing

Natural latex has anti-allergenic, anti-bacterial and anti-microbial properties. The unique Dunlop manufacturing process ensures that all these characteristics are embodied in our innovative Dunlopillo mattresses.

Quiet, durable and ventilated

Dunlopillo latex is resilient, responsive and completely noise free, helping to provide a revitalising, undisturbed and natural sleep. The unique open cell structure of Dunlopillo latex enables all of our mattresses to be self ventilating for the whole of their life.

Designing the perfect bed



The brief -design the perfect bed



Dunlopillo sleep science

7 Comfort zones

Softer comfort zones cushion your shoulders, hips and heels, whilst firmer support zones provide perfect balance to allow your spine to be correctly aligned in which ever position you sleep in.

Breathable

Latex's open cell structure is made up of millions of interconnecting microscopic air bubbles, which not only ensures a very supportive mattress, but also promotes constant air circulation. Natural movement during the night helps ventilate the mattress and keeps the bed at a constant and comfortable temperature.

Pressure relieving

Through its unrivalled elasticity, our latex provides instant pressure relief and encourages a healthy blood supply to your muscles so you awake feeling refreshed and revitalised.

Durable

Dunlopillo latex mattresses are designed to deliver long lasting performance by utilising their natural resilience to hold their shape and remain durable for years to come.

Health and wellbeing

Natural latex has anti-allergenic, anti-bacterial and anti-microbial properties.

Clean and fresh

Actipro™ technology is used in our mattress fabric to provide natural protection against allergens, dust mites and odours which helps to maintain a clean, fresh and healthy sleep environment.

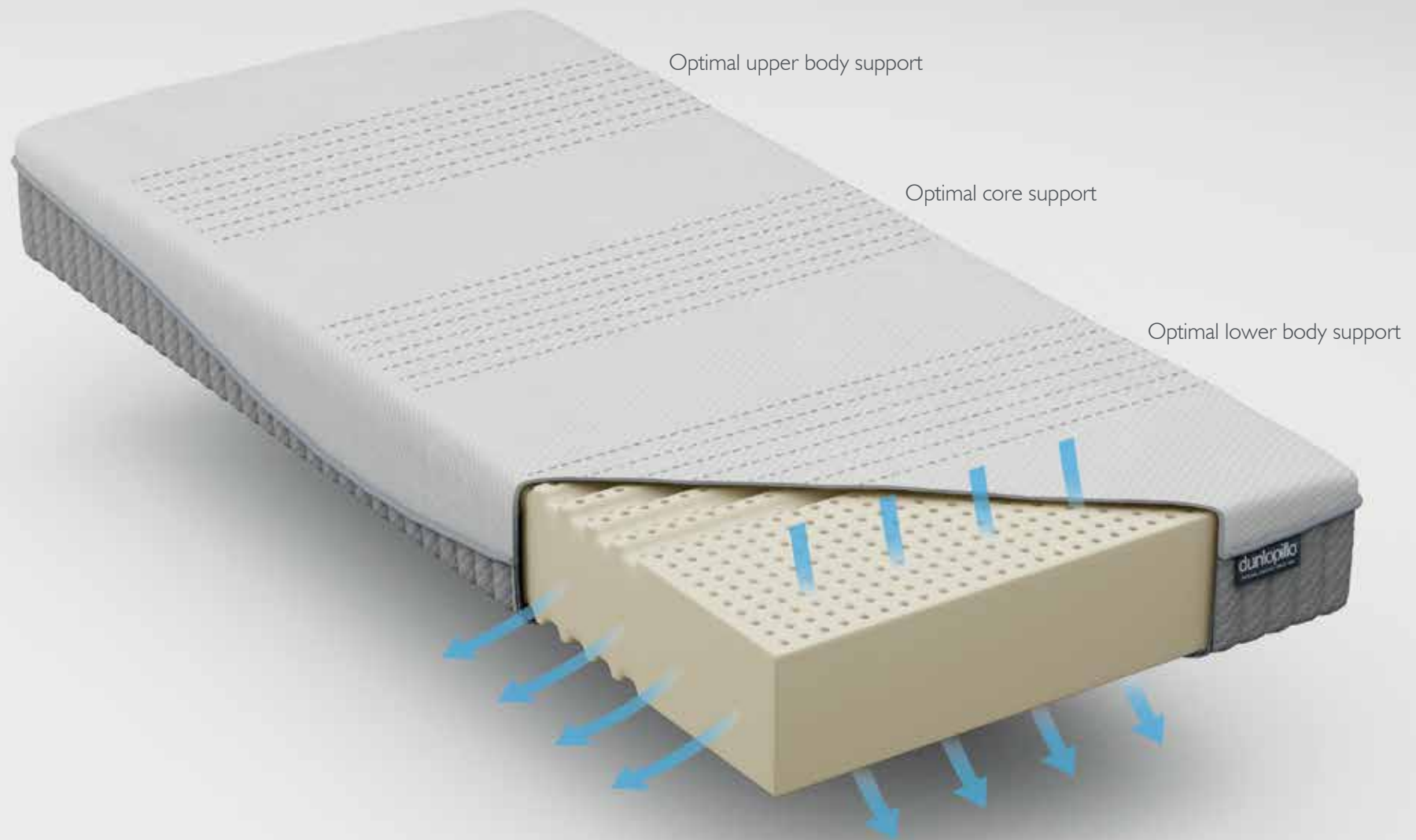
Easily maintained

Designed to make life easier, Dunlopillo mattresses do not require turning, although rotating is recommended every month for the first three months and every three months thereafter.

Progressive comfort

Dunlopillo latex instantly responds and adapts to individual profiles and movements and encourages deeper and more restful sleep.









“Sleep is that golden chain
that ties health and
our bodies together.”

Thomas Dekker

Orchid

The Orchid mattress marries the Dunlopillo blueprint for firm comfort with an extra deep comfort core. The result is a fusion of intelligent design that characterises sublime comfort, subtle support and the very best in sleep innovation.

Featuring a 180 x 200cm Orchid mattress on a slatted 2 drawer divan base.
The base and Coniston headboard shown in Summit 0295.









“Your life is a reflection of how
you sleep, and how you sleep
is a reflection of your life.”

Dr. Rafael Pelayo

Millennium

Personifying the very essence of comfort, the Millennium mattress embraces the comfort values that the Dunlopillo brand was founded upon in 1929. The extra deep comfort core coalesces all of Dunlopillo's design and technical expertise into the ultimate instrument to aid a perfect night's sleep.

Featuring a 180cm x 200cm Millennium mattress on a sprung edge 2 drawer base. The base and Rydal plain headboard shown in Mulberry 0216.





Millennium





“ We are such stuff as dreams
are made on; and our little life
is rounded with a sleep. ”

William Shakespeare

Celeste

Integrating our unique blueprint of firm comfort with softer graduated support, the Celeste mattress is an unprecedented technical triumph of sleep design. The initial firm support is complemented by a subtle, yet softer foundation of comfort that reflects Dunlopillo's rich design heritage.

Featuring a 180 x 200cm Celeste mattress on an adjustable electric base. The base and Noble headboard shown in Spice 0300.





Celeste





“There is only one thing people
like that is good for them;
a good night's sleep.”

E. W. Howe

Royal Sovereign

A timeless classic with a renowned reputation for comfort, the Royal Sovereign has been cleverly innovated to deliver a seamless sleep experience. The expertly engineered mattress surface contours the body, whilst the deeper comfort core delivers holistic levels of inspired luxury.

Featuring a 180cm x 200cm Royal Sovereign mattress on a slatted 2+2 drawer base. The base and Lindal headboard shown in Cool Grey 0223.









“luxury must be
comfortable, otherwise
it is not luxury.”

Coco Chanel

Firmrest

Over 80 years of design, research and development have culminated in the perfect design blueprint for engineering firm supportive comfort. The Firmrest mattress epitomises this quest and is unapologetically the firmest mattress in the Dunlopillo spectrum of comfort.

Featuring a pair of 90cm x 200cm Firmrest mattresses on an electric adjustable base. The base and Vernay headboard shown in Carbon 0301.





dunlopillo
NATURAL COMFORT SINCE 1929





“ I like the night.
Without the dark,
we'd never see the stars. ”

Stephenie Meyer

Diamond

With its stylish aesthetic and contemporary depth, the Diamond mattress has been developed to optimise ergonomic support within a specifically designed Dunlopillo latex interior. This multi-density comfort core is arranged in seven targeted support zones that deliver a pioneering sleep experience.

Featuring a 180cm x 200cm Diamond mattress on a sprung edge base. The base and Honour headboard shown in Oatmeal 0212.





Mattresses

Time costs nothing, but spending time choosing the right mattress is an investment in your health, happiness and wellbeing. A good night's sleep depends on a number of factors, but selecting the right mattress is the foundation to a restful and relaxing sleep – night or day.

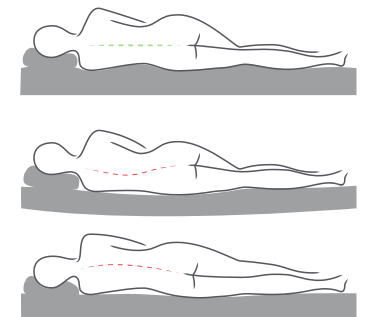
The Signature Collection of mattresses represents Dunlopillo's blueprint for absolute comfort. Each one of our six mattresses offers a truly unique environment to rest, relax and unwind. Each mattress has been designed to provide excellent postural support, whilst delivering a level of unique luxury that is unparalleled.

Our advice...please take your time to choose your perfect Dunlopillo mattress.



Orchid

- Firm support
- 24cm 100% pure Dunlopillo latex
- 7 Comfort zones
- Soft touch cover with Actipro™ technology





Millennium

- Medium support
- 24cm 100% pure Dunlopillo latex
- 7 Comfort zones
- Soft touch cover with Actipro™ technology



Celeste

- Firm support
- 21cm 100% pure Dunlopillo latex
- 7 Comfort zones
- Soft touch cover with Actipro™ technology



Royal Sovereign

- Medium support
- 21cm 100% pure Dunlopillo latex
- 7 Comfort zones
- Soft touch cover with Actipro™ technology



Firmrest

- Firm support
- 18cm 100% pure Dunlopillo latex
- 7 Comfort zones
- Soft touch cover with Actipro™ technology



Diamond

- Medium support
- 18cm 100% pure Dunlopillo latex
- 7 Comfort zones
- Soft touch cover with Actipro™ technology

Choosing the right mattress

It is very important to consider the support your body needs... a neutral position is essential, one in which your spine has correct natural curvature and your head, shoulders, waist and legs are in proper alignment.

A bed that is too soft or too firm will cause your body core to fall out of neutral alignment leading to persistent discomfort and restless sleep patterns.

Mattress information

Mattress information	Mattress border height	Tension	Sizes and weights available						
			75cm x 200cm	90cm x 190cm	90cm x 200cm	120cm x 190cm	135cm x 190cm	150cm x 200cm	180cm x 200cm
Orchid	24cm	Firm	✓ 29kg	✓ 30kg	✓ 35kg	✓ 40kg	✓ 45kg	✓ 57kg	✓ 69kg
Millennium	24cm	Medium	✓ 26kg	✓ 28kg	✓ 31kg	✓ 36kg	✓ 41kg	✓ 52kg	✓ 62kg
Celeste	21cm	Firm	✓ 26kg	✓ 28kg	✓ 31kg	✓ 36kg	✓ 41kg	✓ 52kg	✓ 62kg
Royal Sovereign	21cm	Medium	✓ 23kg	✓ 24kg	✓ 28kg	✓ 32kg	✓ 36kg	✓ 45kg	✓ 54kg
Firmrest	18cm	Firm	✓ 24kg	✓ 25kg	✓ 29kg	✓ 33kg	✓ 37kg	✓ 47kg	✓ 56kg
Diamond	18cm	Medium	✓ 21kg	✓ 22kg	✓ 25kg	✓ 29kg	✓ 33kg	✓ 42kg	✓ 50kg

Mattress weights are rounded up to the next whole kg

Bases

Designed to offer the ultimate comfort experience, your Dunlopillo mattress can be enhanced when paired with a Dunlopillo base. Conceived to work in perfect harmony with all of our Dunlopillo mattresses, your Dunlopillo base plays an important part in maintaining the performance and longevity of your mattress.

With a host of options that include the classic sprung edge base, a wireless adjustable base, a unique slatted base and a supremely stylish ottoman, your comfort and aesthetic style can be tailored just for you.

The Dunlopillo combination of mattresses and bases generate a multitude of comfort levels ensuring that the perfect sleep environment can be personalised to you and your partner's exacting requirements.

Dunlopillo mattresses can not be used on solid plywood or hardboard top beds or divans.



Ottoman

An ottoman base is an ideal solution if space is limited in your bedroom as it provides generous storage space for linen, towels or clothes.

Standard and electric options available.

On the standard ottoman the base lifts easily with the help of gas rams and hinges.

The electric ottoman base has an electric motor(s) and is easily operated with the wireless remote control.

Ventilation holes have been drilled in the lid of the ottoman to allow air to circulate through the upholstery fabric and the mattress positioned on top.



Adjustable electric

The ultimate in stylish and functional comfort, the Dunlopillo electrically adjustable bed is a fluid harmony of practicality, innovation and design. The sprung birch wood slats individually flex to your body shape, weight and movement providing a firm yet supportive foundation to your Dunlopillo mattress.

As with the slatted base the firmness of the system can also be controlled through the use of cleverly designed comfort adjusters positioned in the lumbar region of the system. Moving the adjusters to the outside edge of the system will create a firmer feel, whilst positioning them centrally will create a softer feel.

Individual remote controls allow you and your partner to adjust the back and leg areas to find your perfect comfort position. The wireless remote control even functions as a torch so you do not have to disturb your partner and can be easily stored away when not in use.



Slatted

The Dunlopillo slatted base incorporates our supremely comfortable sprung birch wood slat system. Driven by our blueprint for comfort, the slat system has been designed to flex to your body weight and movement offering a firmer level of support and comfort compared to the sprung edge base. This system also dramatically increases airflow beneath the mattress, which in turn enhances the natural breathable characteristics of Dunlopillo latex.

The firmness of the system can also be controlled through the use of cleverly designed comfort adjusters positioned in the lumbar region of the system. Moving the adjusters to the outside edge of the system will create a firmer feel, whilst positioning them centrally will create a softer feel.

The slatted base has also been designed to allow for the addition of our solid timber drawer storage options.



Sprung edge

The precisely upholstered Dunlopillo sprung edge base is constructed from a sustainably slow grown timber frame that in turn supports a responsive and adaptive spring layer that has been specifically designed to work in perfect harmony with your Dunlopillo mattress. This base will give your mattress a deeper, more softer comfort level and has been constructed to allow the addition of solid timber drawer storage options.

Base options

	Sizes available and packaged weights						
	75cm x 200cm	90cm x 190cm	90cm x 200cm	120cm x 190cm	135cm x 190cm	150cm x 200cm	180cm x 200cm
Adjustable electric	✓	×	✓	×	×	✓	✓ ¹
Ottoman (standard and electric)	×	×	✓	×	✓	✓	✓
Slatted	×	✓	✓	✓	✓	✓	✓ ¹
Sprung edge	×	✓	✓	✓	✓	✓	✓

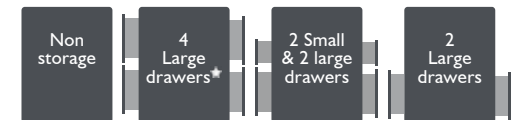
¹ Available as a combination of adjustable in one half and slatted in the other.

See www.dunlopillo.co.uk for full weights

Storage

Adjustable electric, slatted and sprung edge divans are available with a choice of three drawer configurations allowing you to add flexible storage to your bedroom.

If you do not require drawers with your base, we also offer a non-storage option. All drawers are assembled from solid hardwood using dovetail joints for strength and glide along smooth operation runners.



★ Vernay and Coniston headboards cannot be paired with the base featuring four large drawers.

If you choose a base with drawers please consider if your room has enough space to open them: bases with drawers will need at least 40cm surrounding space from the side of the bed to enable you to pull the drawers out fully.

	Width	Length	Internal height	Weight limit
Large drawers	78.3cm	52.5cm	15cm	25kg
Small drawers	40.5cm			



Blanket box

This stylish blanket box adds further storage space for your bedroom and is also a useful seating.

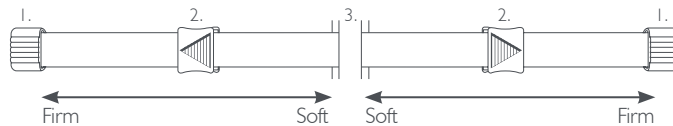
Width	Height	Depth
158cm	48cm	48cm



Adjustable electric beds

The Dunlopillo fully adjustable electric bed is the ultimate partner in helping you rest, relax and unwind. The intuitive wireless remote control allows you to find your perfect comfort position and the cleverly designed sprung birch wood slats can themselves be adjusted to find the perfect lumbar tension that suits you and your partner's individual needs.

By simply moving the adjusters to the outside edge of the slat system a firmer feel can be created and a softer feel can be achieved by positioning them centrally. Other comfort levels can be achieved by moving the adjuster between the soft and firm positions.



- 1. Slat holders
- 2. Tension adjuster
- 3. Fabric centre belt

Wireless control

A Dunlopillo wireless remote control enables you and your partner to independently adjust each side of your Dunlopillo bed to ensure you achieve the very best comfort and a restful night's sleep. The controls have six different adjustable actions that allow you to position your head, back and legs in your ideal comfort position.

The wireless remote control even functions as a torch so you do not have to disturb your partner and can be easily stored away when not in use.

- 1. Head and foot end raised
- 2. Head and foot end lowered
- 3. Head end raised
- 4. Head end lowered
- 5. Foot end raised
- 6. Foot end lowered
- 7. Torch






Headboards

A headboard can be the focal point of any sleep sanctuary by creating a pleasing and reassuring back drop to your room design. Dunlopillo offer a range of seven stylish headboards to accompany your Dunlopillo bed. All of the designs are available in a choice of over thirty premium fabrics ensuring the perfect design union between headboard, mattress and base.



Vernay

Upholstered winged headboard with an upper flare shape.



Honour

Upholstered headboard with a row of seams and pulling detailing.



Coniston

Upholstered headboard with diamond pattern seams and buttons combined with curved edges to create subtle wings.



Lindal

Upholstered headboard with twin seam and pull details in the top corners.



Noble

Upholstered vertical paneling for a sleek and sophisticated look.



Rydal

Simple and classic upholstered headboard design with rows of buttons for added interest.



Rydal plain

Simple and classic upholstered headboard design.

Headboard sizes

	Depth	90cm		120cm		135cm		150cm		180cm	
		Width	Height	Width	Height	Width	Height	Width	Height	Width	Height
Vernay	19	n/a		n/a		203	130	218	130	248	130
Coniston	21	n/a		n/a		188	127	203	127	233	127
Rydal	7.5	90	135	120	135	135	135	150	135	180	135
Rydal plain	7.5	90	135	120	135	135	135	150	135	180	135
Honour	7.5	90	135	120	135	135	135	150	135	180	135
Lindal	7.5	90	135	120	135	135	135	150	135	180	135
Noble	7.5	90	135	120	135	135	135	150	135	180	135

All sizes are shown in cm

See www.dunlopillo.co.uk for full headboard heights and weights

Fabric

At Dunlopillo we believe the upholstery fabric to be part of the quintessential blueprint for comfort design. Comfort not only encompasses the physical dimension but it transcends the visual dimension as well. Our solution is to provide a choice of premium fabrics that allow you to create a unique environment that can be tailored to your exacting styles and tastes.





Orson
0220



Flynn
0219



Ruben
0217




Chiffon
0224

Rydal headboard options;
• Chiffon fabric all over
• Chiffon with Cool Grey
piping and buttons



Cool Grey
0223

Rydal headboard options;
• Cool Grey fabric all over
• Cool Grey with Chiffon
piping and buttons



Oyster
0221

Rydal headboard options;
• Oyster fabric all over
• Oyster with Wicker
piping and buttons



Wicker
0222

Rydal headboard options;
• Wicker fabric all over
• Wicker with Oyster
piping and buttons



Mink
3731

Rydal headboard options;
• Mink fabric all over
• Mink with Natural piping
and buttons



Natural
3727

Rydal headboard options;
• Natural fabric all over
• Natural with Mink piping
and buttons



Horizon*
3122



Purity*
0204




Valentine*
0205



Blackberry
0215



Mulberry
0216



Oatmeal
0212




Petrol
0213



Smoke
0214

* Vernay, Coniston, Honour and Lindal headboards cannot be made in these fabrics.
We do not guarantee a pattern match between the divan options.
Patterns are not shown to scale.



Duck Egg
3524



Granite
3504



Heather
3515



Plum
3514



Quince
3517



Sky
3496



Stone
3501



Summit
0295



Rockport
0296




Metropolis
0297




Carbon
0301



Umber
0302



Rosewood
0299



Spice
0300



Old Navy
0298

The fabric colours in this brochure may vary slightly from the actual colours due to limitations in the printing process.



Royal Sovereign Mattress

Overall performance



Overall durability



Comfort





Pillows

Drift off to sleep on the Dunlopillo Collection of dreamy pillows. Their blissful blend of comfort and pressure relief will cushion you through the night, leaving you refreshed come morning.

The Signature Collection



Super Comfort

DEEP 100% breathable Dunlopillo latex pillow for instant pressure relief with a soft washable cover for extra comfort.

5 year guarantee
40cm x 68cm



The Signature Collection



Serenity Deluxe

SLIM 100% breathable Dunlopillo latex pillow for instant pressure relief with a soft washable cover for extra comfort.

5 year guarantee
44cm x 70cm





dunlopillo®
NATIONAL CHAMPION SINCE 1979
The Signature Collection



Guarantee

Dunlopillo Signature Collection mattresses and bases are guaranteed for eight years

If you have purchased an electric ottoman or an adjustable electric divan base the motor is guaranteed for five years and the remote control handset is guaranteed for two years.

Headboards, Super Comfort pillows and Serenity Deluxe pillows are guaranteed for five years.

All claims under the guarantee should be made through the retailer where the bed was purchased.

dunlopillo®

NATURAL COMFORT SINCE 1929

www.dunlopillo.co.uk

Dunlopillo®, Station Mills, Wellington, Somerset, TA21 8NN

Registered in England No. 04209321

A member of Steinhoff UK Holdings Ltd. Registered in England and Wales No. 03738136
Steinhoff UK Holdings Ltd, Fifth Floor, Festival House, Jessop Avenue, Cheltenham,
Gloucestershire, GL50 3SH

Dunlopillo not to be copied without permission. All information correct at time of going to print.
Dunlopillo reserves the right to alter specifications without prior notice.

Colours in this brochure are as accurate as the printing process will allow.

3rd Edition Signature Collection.
Printed February 2017

dunlopillo®

NATURAL COMFORT SINCE 1929

www.dunlopillo.co.uk