

The Relyon logo is written in a stylized, purple, cursive font. A registered trademark symbol (®) is located at the top right of the word.

Relyon[®]

The best beds in the world

The background of the entire page is a close-up photograph of a light-colored, quilted mattress. The quilting consists of a grid of rectangular sections, with the stitching visible. The lighting is soft, highlighting the texture of the fabric.


Care and Maintenance Instructions

PLEASE READ THIS LEAFLET CAREFULLY
AND FOLLOW THE INSTRUCTIONS
BEFORE USING YOUR NEW BED

PLEASE KEEP THIS INSTRUCTION LEAFLET IN A SAFE PLACE

Thank you for purchasing your new Relyon Bed

Please take a few moments to read this leaflet to ensure that your bed continues to give you a wonderful night's sleep for many years to come.



Do Rotate Your Mattress

This will keep your mattress in pristine condition and will allow for even filling settlement and comfort.

Our pocket sprung mattresses are heavy. We advise that you seek assistance to turn, rotate or move the mattress.

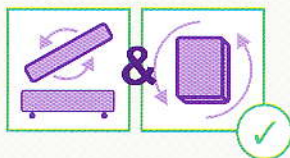
Some of the mattresses have handles provided to assist with this, but they should not be used to carry the mattress for long distances.

Look at the label sewn on the mattress to check the turn instruction.



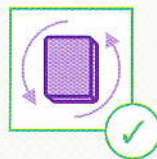
Regular Turn Mattress

Turn and rotate your mattress once a week for the first 3 months and then once a month thereafter to ensure longevity.




No Turn Mattress

It is important that you rotate your mattress every month for the first 3 months, then every 3 months thereafter for the surface fillings to settle evenly.



Assembly Instructions

Divans and headboards come with their own detailed assembly instructions. Please read and follow the instructions to ensure your bed is correctly and safely set up.




Do let your mattress breathe

After unwrapping your bed from its packaging, leave it uncovered for a few hours to allow any condensation and initial odour to escape. Carefully dispose of the protective polythene covers as they can pose a danger to small children.



Do use a mattress cover

For health and hygiene, and in order to avoid the discolouration and marking of your mattress, we recommend the use of a washable mattress protector. Any staining will void your guarantee.



Do clean your mattress regularly

Your new bed should be brushed or vacuumed (using the upholstery attachment) every month to keep it fresh. You should pay particular attention to the tuft buttons, as dust tends to settle there.



Do fit your castors, glides or legs

Your divan will come with either castors, glides or legs and these should be fitted prior to use. (These are provided in a bag attached to the underside of your divan along with detailed assembly instructions.) We advise you to check periodically and tighten if necessary.



Do remove all packaging straps and clips before use

If you have purchased a pillowtop the corners will have been clipped down to avoid damage in transit. Cut the clips with a pair of scissors, taking care not to cut the mattress fabric.

On drawer divans remove the fabric ties that secure each drawer.





Do not fold your mattress

The spring unit inside your mattress will be damaged and the tufts may be pulled through the cover if it is bent or rolled. As well as invalidating your guarantee it will badly affect the comfort of the mattress.



Do not use as a trampoline

Jumping on the bed will cause irreparable damage to the cover, springs and divan.



Do not use your mattress on old worn divans

Using an old worn divan base will affect the comfort of and even damage your new mattress, and could therefore invalidate your guarantee.



Do not sit on the edge of your mattress

Sitting on the edge of your mattress for prolonged periods causes compression of the mattress fillings and damage to the mattress walls.



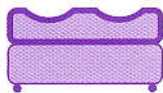
Divans

If your divan has drawers, be careful not to overload them with bulky or heavy items. We advise a weight limit of up to 15kg per drawer (for standard drawers) and 25kg per timber drawer with dovetail joints.



Frequently Asked Questions

How do I keep my mattress in good condition?



Mattresses that contain generous amounts of luxury upholstery fillings such as merino wool, lambswool, mohair, horse hair, traditional hair, cashmere, silk, and cotton tend to 'settle' naturally. This settlement will be more noticeable in areas under the most body weight. This is quite normal and should not cause concern.

Top tip - remember to turn and rotate your mattress as advised to help the fillings settle evenly.

Why doesn't my mattress fit my divan or bedstead correctly?

All hand crafted mattresses can vary in size from one to another. A variation of +/- 2cm is normal and is not considered a fault. Also during storage and transit the springs can nestle into each other, temporarily reducing the width or length. The mattress should regain its natural dimensions with use over the first 6-12 weeks.

Will my memory foam mattress make me hot?

Memory foam is a natural insulator and once warmed it conforms to your body's contours to provide perfect support, thereby reducing stress and relieving aches and pains. The other materials in your memory foam mattress are designed to help regulate your sleeping temperature. Breathable fillings and fabrics are used in order to promote improved air circulation.

Why is my memory foam mattress changing?

Yellowing of the foam is a natural occurrence and will not affect the performance of the mattress. Slight softening of the foam over time is normal and should not be seen as a fault. Allow a couple weeks to adjust to the very different feel of a memory foam mattress and remember that indentations from body weight will recover during the day.

Can my mattress be used on a bedstead?

Any Relyon mattress is suitable for use on a bedstead, as long as the gap between the bedstead slats is no greater than 7cm (2.75"). A wider gap could invalidate your guarantee.