



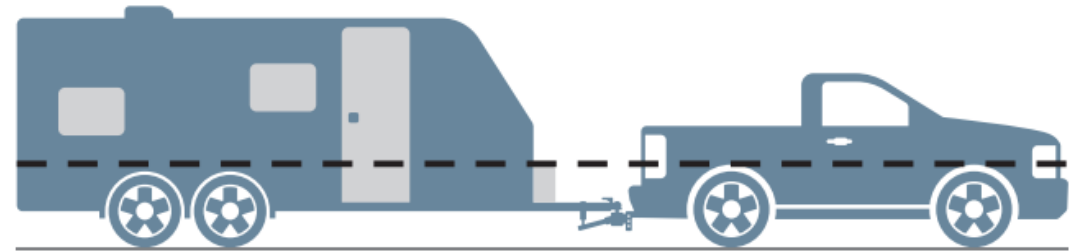
Weight Distribution

What is a weight distribution hitch?

- A weight distribution hitch improves vehicle and trailer control by more evenly distributing the tongue weight of the trailer across all axles of the vehicle-trailer combination.



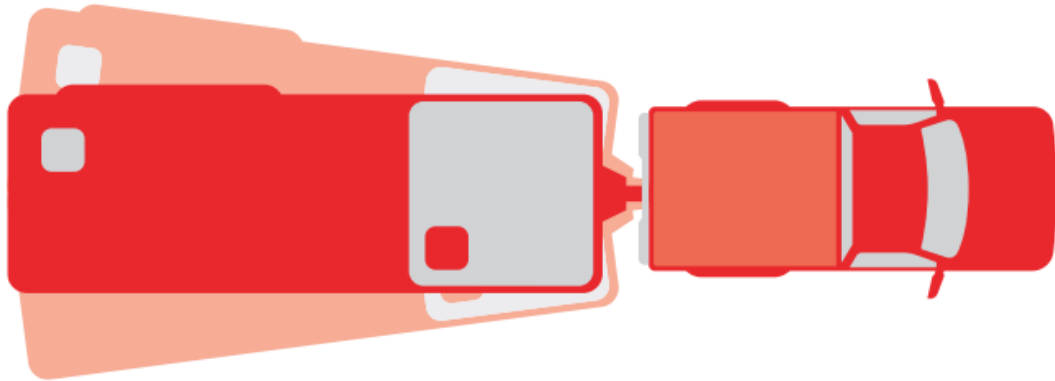
Without weight distribution



With weight distribution


Sway Control

- Most of our weight distribution hitches are designed to be used in combination with a sway control unit to help reduce unwanted lateral movement in the trailer, caused by the wind or a passing vehicle.



Without sway control

- A sway control attaches to the WD hitch and the trailer and uses an abrasive pad to resist trailer sway. Two sway control units should be used to maximize control and stability.



With sway control

All CURT WD Hitches

- Heavy-duty head and forged steel spring bars
- 2" adjustable shank with 2-1/2" replacement option
- Protected by a durable black powder coat finish
- Kits include a pre-torqued 2-5/16" trailer ball and sway control unit
- Available in weight capacities up to 15,000 lbs. GTW



TruTrack™ 4P Weight Distribution Hitch

- Integrated sway control actively resists sway and levels the vehicle and trailer
- Four distinct points of sway control, working together to keep trailer aligned
- Uses spring & cam system with hardened components, instead of metal friction
- Available in capacities of 5K, 10K and 15K
- Adjustable brackets provide fixed support unlike spring bar chain models
- 8" and 10" support brackets available for wider frame widths (#17515, #17516)



TruTrack™ 4P Weight Distribution Hitch

True integrated sway control

- The spring & cam system and fixed support brackets offer sway control at four distinct points.



Long-lasting construction

- The hardened spring & cam components and cast head are less subject to wear than competitor models.



TruTrack™ 4P Weight Distribution Hitch

Quiet operation

- Each TruTrack™ 4P hitch is equipped with grease zerk fittings for continuous lubrication and a quiet ride.



Easy, versatile setup

- The TruTrack™ 4P has two neutral bar settings and adjustable castle nuts to accommodate different trailer sizes.



TruTrack™ 2P Weight Distribution Hitch

- Integrated sway control reduces sway and levels the vehicle and trailer
- Two distinct points of sway control, working together to keep trailer aligned
- Brackets use friction to resist lateral movement
- Adjustable brackets provide fixed support unlike spring bar chain models
- Rated for 10K capacity
- Head tilt adjustment feature simplifies setup and eliminates the need for washers



#17601 with ball & shank
#17600 w/o ball & shank

Trunnion Bar Weight Distribution Hitches

- Up to 15,000 lbs. GTW / 1,500 lbs. TW
- Equipped with trunnion-style, forged steel spring bars
- Heavy-duty, formed head can be adjusted for precise leveling
- Features built-in sway control attachment tabs
- 12" adjustable shank fits 2" receiver tube openings
- Snap-up brackets and lift handle allow for easy leveraging of spring bars



Sway Control Unit

- Helps limit lateral trailer movement to reduce sway
- Fits most weight distribution hitches or a sway tab mount #45820
- Included weld-on sway tab allows for use with most ball mounts
- Spacer plate ensures proper alignment of trailer ball attachment
- Features adjustment bolt to accommodate different load sizes
- On / off handle makes it easy to engage or disengage sway control as needed
- Two sway control units recommended for larger trailers





WEIGHT DISTRIBUTION




Round Bar Weight Distribution Hitches with Integrated Lubrication

- Up to 14,000 lbs. GTW / 1,400 lbs. TW
- Grease zerk fitting provides easy, continuous lubrication
- Equipped with round, forged steel spring bars for reliable strength
- Heavy-duty, fabricated head can be adjusted for precise leveling
- Features built-in sway control attachment tabs
- 12" adjustable shank fits 2" receiver tube openings
- Snap-up brackets and lift handle allow for easy leveraging of spring bars



Replacement Shanks

- Compatible with all CURT WD hitches
- Most can be flipped to provide necessary drop or rise
- Full listing available at curtmfg.com



Accessories & Replacement Parts



Hookup bracket



Hookup bracket



Bolt-on hangers



Clamp-on hangers



Hanger chains



Retainers



Lift handle

Limited Lifetime Warranty

- CURT provides limited lifetime warranty coverage against defects in factory workmanship and materials for CURT products sold by authorized CURT dealers for use by retail (end use) consumers.
- https://storage.googleapis.com/curt-group-warranties/CURT_Warranty_2018.02.09.pdf

Product	Workmanship & Materials	Components & Parts	Finishings & Coatings
Hitches	Lifetime	One-year	One-year
Brake controls	Lifetime	One-year	One-year
Electrical and wiring	One-year	One-year	One-year
Other accessories	Lifetime	One-year	One-year



LIMITED LIFETIME WARRANTY

CURT MANUFACTURING, LLC ("CURT") provides limited lifetime warranty coverage against defects in factory workmanship and materials for CURT® products ("Products") sold by authorized CURT dealers for use by retail (end use) consumers. This Limited Warranty is provided only to the original Product consumer, and applies only to the original installation. This Limited Warranty is not transferable and does not extend or apply to anyone else. For consumers in the U.S., this Limited Warranty gives you specific legal rights; you also may have other rights, which vary from state to state.

This Limited Warranty is the sole and exclusive warranty provided by CURT, and all other warranties and conditions are excluded and disclaimed. **UNDER THE LAW OF CERTAIN STATES, THERE MAY BE NO IMPLIED CONDITIONS OR WARRANTIES FROM CURT APPLICABLE TO YOUR PRODUCT, AND ALL IMPLIED CONDITIONS OR WARRANTIES (INCLUDING ANY WARRANTY OF MERCHANTABILITY OR FITNESS FOR A PARTICULAR PURPOSE) ARE EXCLUDED AND DISCLAIMED WHERE ALLOWED BY LAW.** If implied warranties are imposed under any applicable state law, all such implied warranties are limited to the duration of the applicable provisions of this Limited Warranty. Some states do not allow limitations on how long an implied warranty lasts, so the above limitation may not apply to you.

COVERED PRODUCTS AND LIMITATIONS

CURT provides the following Limited Warranty coverage:

Product	Workmanship & Materials	Components & Parts	Finishings & Coatings
Hitches	Lifetime	One-year	One-year
Brake controls	Lifetime	One-year	One-year
Electrical and wiring	One-year	One-year	One-year
Other accessories	Lifetime	One-year	One-year

Each of the warranty coverage periods runs from the date of purchase of the Product (your proof of purchase is required), and applies only to warranted defects that first occur and are reported to CURT within the applicable warranty period. CURT retains the right to determine to its reasonable satisfaction whether any claimed defect is covered by this Limited Warranty.

Certain items are excluded from Limited Warranty coverage by CURT, and this Limited Warranty coverage does not apply to:

- Wear and tear from normal use, including damage from road debris
- Improper product selection, application, installation or maintenance

- Modifications, including the attachment of other hardware or components
- Misuse, abuse, overloading, improper handling or handling, accident
- Corrosion or damage due to environmental conditions

REMEDIES UNDER THIS LIMITED WARRANTY

If a defect covered by this warranty occurs, CURT will repair or replace the Product, or refund the purchase price, in its sole discretion. This "repair, replacement or refund" remedy is the **sole and exclusive remedy** under this Limited Warranty. CURT has **no responsibility or liability for any incidental or consequential damages**, such as loss of use of vehicles or trailers, towing charges, storage charges, the carriage, labor and service charges for removing or reinstalling products, loss of or damage to personal property, or interest or finance charges, all of which are **specifically excluded and disclaimed** from this Limited Warranty. Some states do not allow the exclusion or limitation of incidental or consequential damages, so the above limitation or exclusion may not apply to you.

RESPONSIBILITY OF PURCHASER

The Purchaser must have proof of purchase to obtain service under this Limited Warranty. Contact CURT for a Returned Goods Authorization (RGA) and return instructions. CURT will not accept Products unless an RGA has been issued. The Purchaser must deliver the Product to CURT or an authorized CURT dealer along with the RGA number and proof of purchase.

The CURT Limited Warranty policy in effect on the date you purchased your Product determines the applicable warranty coverage, and subsequent or prior CURT warranties are not applicable to your Product. The terms of this Limited Warranty cannot be changed or modified, except by a written agreement signed by an officer of CURT. CURT reserves the right to improve its products through changes in design or materials without being obligated to the owners of the Products of the same or similar models.

Contact information:
CURT Headquarters
 6208 Industrial Drive
 Eau Claire, WI 54701
 800.798.0813