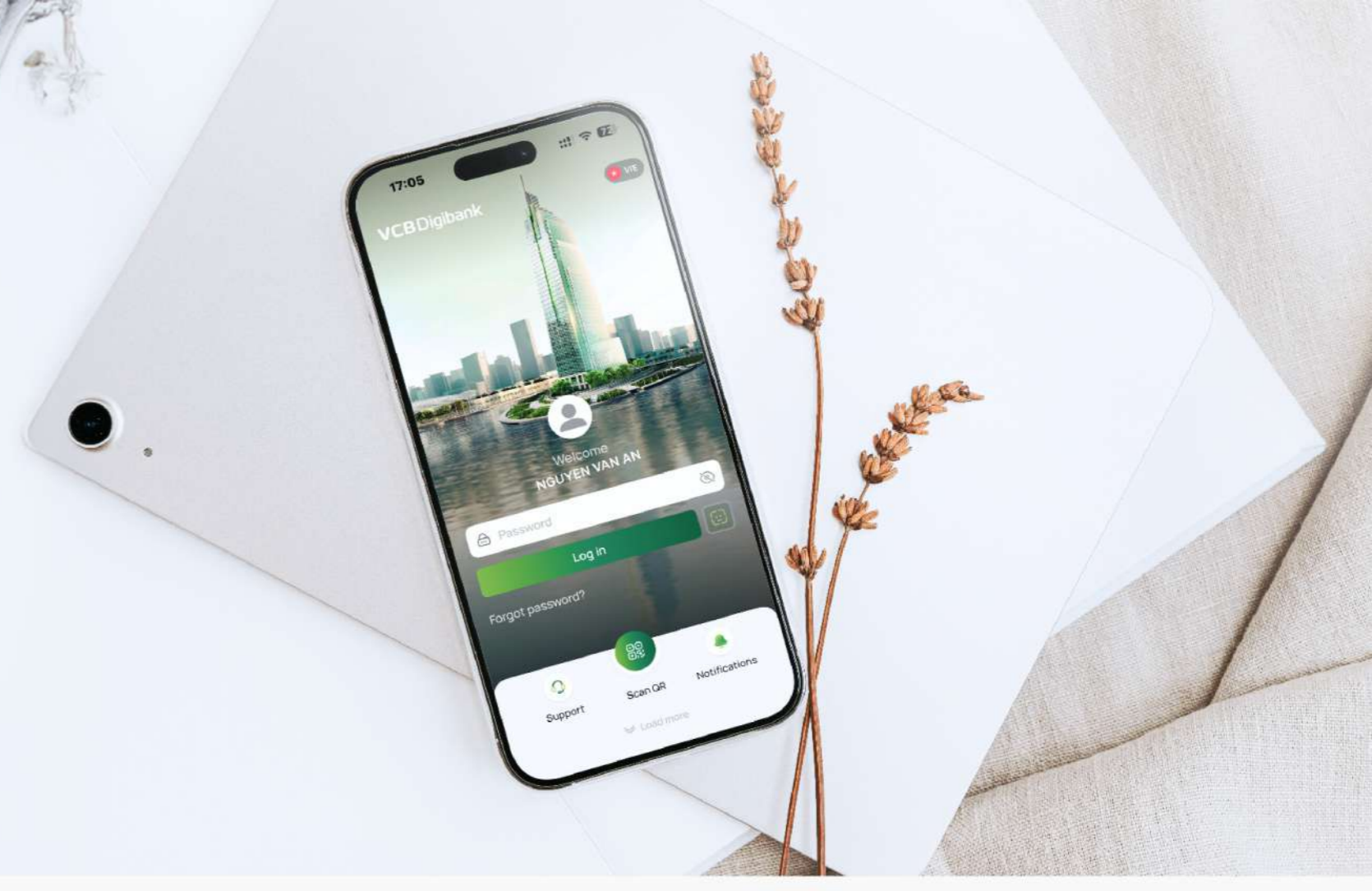


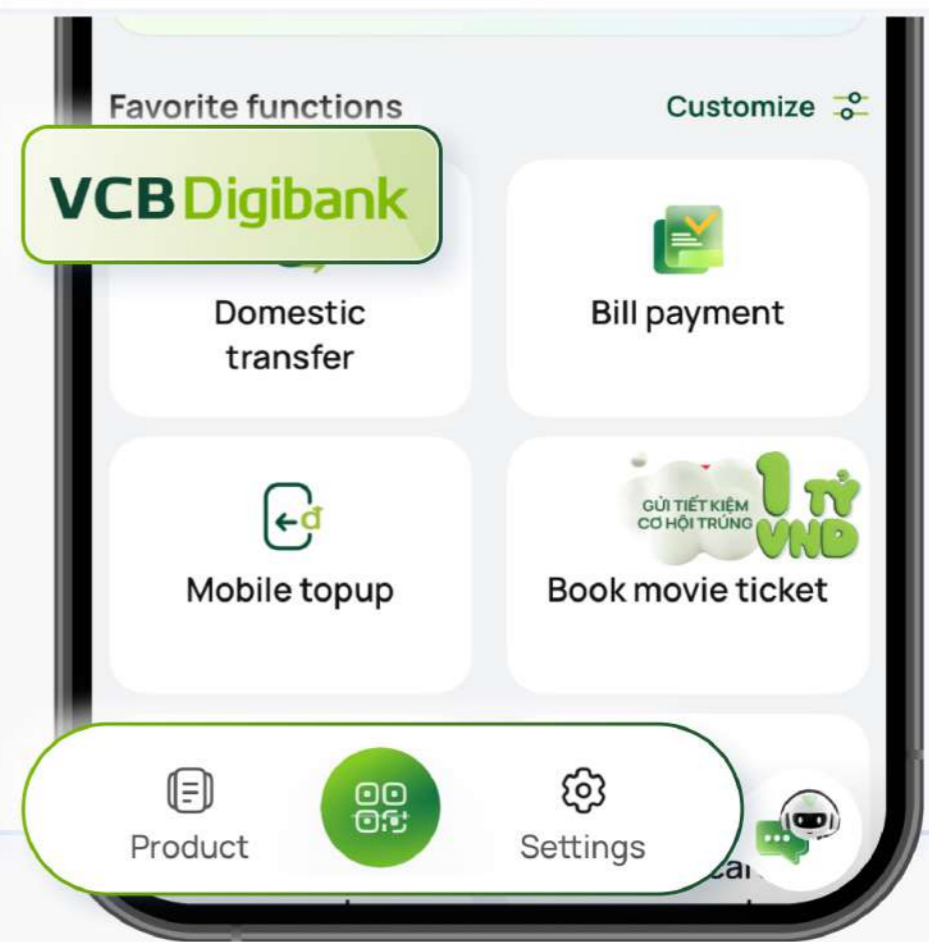
INSTRUCTIONS FOR FAST TRANSFER AT VCB



DEPOSIT VIA VCB DIGIBANK

STEP 1

Login **VCB Digibank**
→ Select "**Product**"

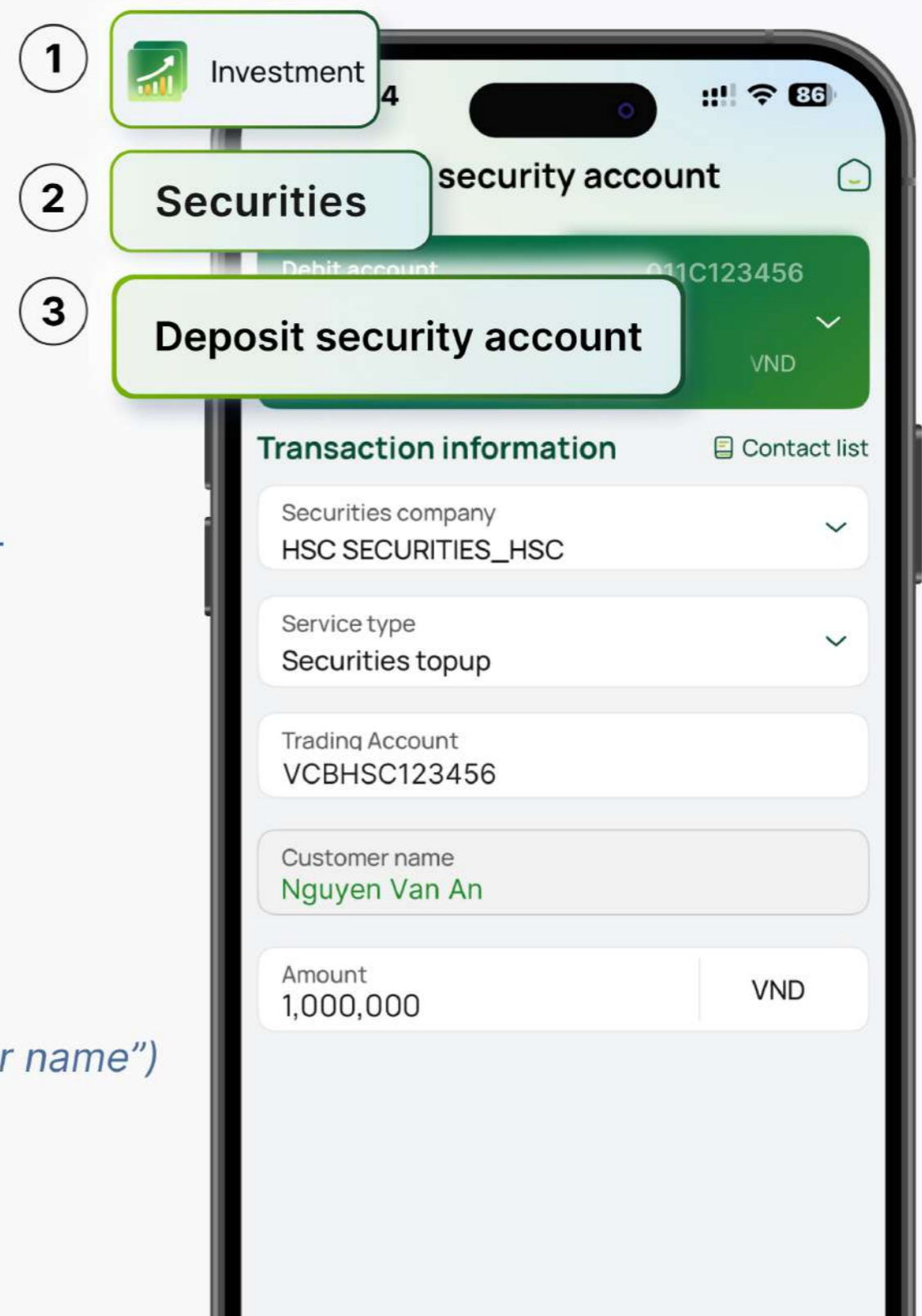


STEP 2

Under: "**Investment**" section
→ Select "**Securities**"
→ Select "**Deposit security account**"

Information to be filled in:

- Securities company: "**HSC SECURITIES_HSC**"
- Service type: "**Securities topup**"
- Trading Account: **VCBHSC011Cxxxxxx**
(The system will automatically display the corresponding "Customer name")
- Amount: **Enter the amount to be deposited**



STEP 3

Check deposit screen,
confirm OTP and
complete transaction.



DIRECT DEPOSIT AT BANK BRANCHES

STEP 1

Fill in deposit slip at
Customer Services
counter.



STEP 2

Provide the
correct
information.



STEP 3

Review information,
sign for confirmation
and complete
transaction.



STEP 2

Information to be filled in:

- Beneficiary bank: **Joint Stock Commercial Bank for Foreign Trade of Vietnam (Vietcombank)**
- Account number: **VCBHSC011Cxxxxxx**
- Beneficiary name: **[Account holder's full name]**
- Amount: **Fill the amount to be deposited**

NOTES

Securities trading account number and **Account holder's full name** are mandatory details and must be accurate.

DEPOSIT VIA ELECTRONIC BANKING CHANNEL OF OTHER BANKS

STEP 1

Access other banks'
website or mobile
banking application
→ Select "**Transfer**"
function



STEP 2

Provide the
correct
information.



STEP 3

Check deposit
screen, confirm
OTP and complete
transaction.



STEP 2

Information to be filled in:

- Beneficiary bank: **Joint Stock Commercial Bank for Foreign Trade of Vietnam (Vietcombank)**
- Account number: **VCBHSC011Cxxxxxx**
- Amount: **Enter the amount to be deposited**

NOTES

24/7 (NAPAS) TRANSFER

→ The system will automatically display the corresponding **Beneficiary name**.

STANDARD TRANSFER

→ Please enter the Beneficiary name as: **[Account holder's full name]**.