

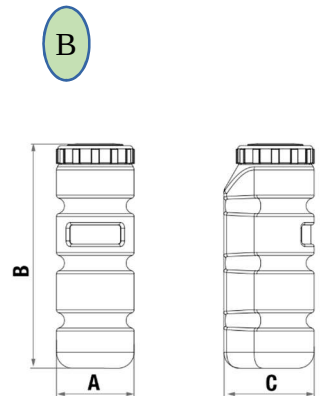
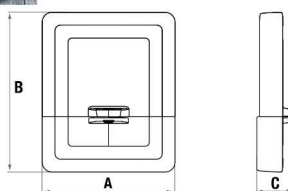
## PORTA EXTINTORES // PORTA DOCUMENTOS

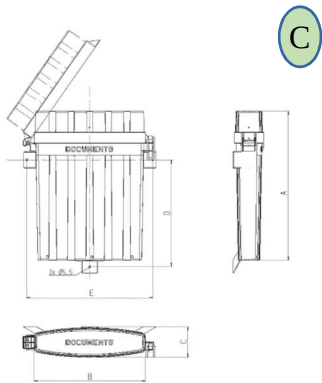


Referencia	Descripcion	Capacidad	A	B	C	Fig.
773E003835	Porta Extintor	6 Kg	300	610	255	A
773E003836	Porta Extintor	6/9 Kg	300	700	255	A
773E3040491	Porta Extintor	9/12 Kg	300	775	255	A
773E1448067	Extintor	9 Kg	--	--	--	--
773E1454242	Extintor	6 Kg	--	--	--	--
7733040490	Porta Extintor Cilíndrico	6Kg	--	--	--	--



Referencia	Descripción	H	B	T	D	E	Kg
7763103959	PORTA EXTINTOR SCHMITZ	575	290	190	80,2	285	3,6

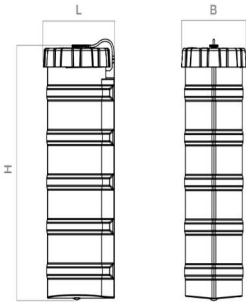




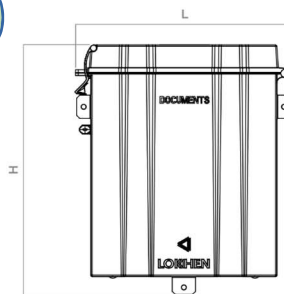
C



D



E



Referencia	Descripcion	A	B	C	D	E	Fig.
7733040496	PORTADOCUMENTO RECTANGULAR	270	325	71	--	--	A
7733040497	PORTADOCUMENTOS CILÍNDRICO	120	340	140	--	--	B
7733103960	PORTADOCUMENTO RECTANGULAR	360	270	76	258	305	C
773106899102	GANCHO PORTADOCUMENTOS	PARA773 3103960	--	--	--	--	--
7733105905	PORTADOCUMENTO CILINDRICO	L:124	115	H:340	--	--	D
7733105906	PORTADOCUMENTO RECTANGULAR	L:318	74	H:367	--	--	E