

MADERAS
WOODS / BOIS

PAMESA
cerámica

BOIS



Formatos / Sizes / Formats

15x90
5,90"x35,43" ▼ 10
▲ mm



● Bois Antic 15x90 M59 015.793.0203.10853



● Bois Ceniza 15x90 M59 015.793.0019.10853



● Bois Natural 15x90 M59 015.793.0102.10853



● Bois Beige 15x90 M59 015.793.0007.10853



Pvtó. / Floor / Sol: Bois Ceniza 15x90



Pvtó. / Floor / Sol: Bois Ceniza 15x90

Piezas especiales / Special pieces / Pièces especiales

Consultar en página / Consult on page / Consulter en page: 344

*PELDAÑO GRADONE	*ÁNGULO GRADONE	*PELDAÑO RANURADO	*ÁNGULO RANURADO	*RODAPIÉ C/ROMO

Empaquetado / Packaging / Emballage

Formato	pz/cj	m ² /cj	cj/pl	m ² /pl	kg/cj	kg/pl
15x90	8	1.08	45	48.60	25.00	1.145.00





Formatos / Sizes / Formats

25x150 ▼ 10,5 mm
9,84"x59,05" ▲ mm
REC.

20x120 ▼ 10,5 mm
7,87"x47,24" ▲ mm
REC.

15x90 ▼ 10 mm
5,90"x35,43" ▲ mm



● Elk	White	25x150	Rec.	M96	017.285.0108.09739	
● Elk	White	20x120	Rec.	M73	017.871.0108.09739	
● Elk	White	15x90		M59	015.793.0108.09739	



● Elk	Teka	25x150	Rec.	M96	017.285.0701.09739	
● Elk	Teka	20x120	Rec.	M73	017.871.0701.09739	
● Elk	Teka	15x90		M59	015.793.0701.09739	



● Elk	Taupe	25x150	Rec.	M96	017.285.0285.09739	
● Elk	Taupe	20x120	Rec.	M73	017.871.0285.09739	
● Elk	Taupe	15x90		M59	015.793.0285.09739	



● Elk	Wengue	25x150	Rec.	M96	017.285.0197.09739	
● Elk	Wengue	20x120	Rec.	M73	017.871.0197.09739	
● Elk	Wengue	15x90		M59	015.793.0197.09739	



Peldaño Extrusionado Elk

● White	32x120	Rec.	P331	041.421.0108.09739	
● Teka	32x120	Rec.	P331	041.421.0701.09739	
● Taupe	32x120	Rec.	P331	041.421.0285.09739	
● Wengue	32x120	Rec.	P331	041.421.0197.09739	

Pd. Ag. Ángulo Remate Elk

● White	3x32	Rec.	P45	041.881.0108.09739	
● Teka	3x32	Rec.	P45	041.881.0701.09739	
● Taupe	3x32	Rec.	P45	041.881.0285.09739	
● Wengue	3x32	Rec.	P45	041.881.0197.09739	



Rvto. / Wall / Rvrm.: Elk Wengue 25x150

Piezas especiales / Special pieces / Pièces especiales

Consultar en página / Consult on page / Consulter en page: 344

*PELDAÑO GRADONE	*ÁNGULO GRADONE	*PELDAÑO RANURADO	*ÁNGULO RANURADO	*PELDAÑO EXTRUSIONADO	*TAPA REMATE-ÁNGULO DERECHO/IZQUIERDO	*RODAPIÉ C/ROMO

Empaquetado / Packaging / Emballage

Formato	pz/cj	m ² /cj	cj/pl	m ² /pl	kg/cj	kg/pl
25x150	4	1.50	40	60.00	35.00	1.430.00
20x120	6	1.44	44	63.36	32.20	1.436.80
15x90	8	1.08	45	48.60	25.00	1.145.00
32x120	2	-	-	-	22.00	-
3x32	37	-	-	-	6.29	-



GREENPARK



CLASE 1

Formatos / Sizes / Formats

60,8x60,8 ^{9,5}/_{mm}
23,93"x23,93"



● Greenpark Bone 60,8x60,8 M41 015.440.0413.00697



● Greenpark White 60,8x60,8 M41 015.440.0108.00697



● Greenpark Ash 60,8x60,8 M41 015.440.0344.00697



Pvto. / Floor / Sol: **Greenpark Bone 60,8x60,8**



Rvto. / Wall / Rvrm.: **Greenpark Ash 60,8x60,8**



Empaquetado / Packaging / Emballage

Formato	pz/cj	m ² /cj	cj/pl	m ² /pl	kg/cj	kg/pl
60,8x60,8	4	1,48	30	44,40	31,35	960,50

GREENWICH



Formatos / Sizes / Formats

20x120
7,87"x47,24"
▼ 10,5 mm
▲ REC.



● Greenwich Argent 20x120 Rec. M73 017.871.0135.02871



● Greenwich Cenere 20x120 Rec. M73 017.871.0274.02871



● Greenwich Taupe 20x120 Rec. M73 017.871.0285.02871



● Greenwich Cherry 20x120 Rec. M73 017.871.0243.02871



Pvto. / Floor / Sol: Greenwich Cenere 20x120



Piezas especiales / Special pieces / Pièces especiales

Consultar en página / Consult on page / Consulter en page: 344

*PELDAÑO GRADONE	*ÁNGULO GRADONE	*PELDAÑO RANURADO	*ÁNGULO RANURADO	*RODAPIÉ C/ROMO

Empaquetado / Packaging / Emballage

Formato	pz/cj	m ² /cj	cj/pl	m ² /pl	kg/cj	kg/pl
20x120	6	1,44	44	63,36	32,20	1,436,80

GROVE

INNOVACIÓN Y DESARROLLO

Xtra. Las piezas de esta serie resultan resistentes, ligeras, versátiles, ecológicas, flexibles y finas. Concret, una imitación al cemento, colección urbanita que rebosa personalidad con una gama de hasta cuatro colores con acabado mate.

INNOVATION AND DEVELOPMENT

Xtra. The pieces in this series are resistant, light, versatile, ecological, flexible and slim. Concret, an imitation of cement, urbanite collection that exudes personality with a range of up to four colors with matte finish.

INNOVATION ET DÉVELOPPEMENT

Xtra. Les pièces de cette série sont résistantes, légères, polyvalentes, écologiques, flexibles et fines. Concret, une imitation de ciment, collection urbanite qui respire la personnalité avec une gamme allant jusqu'à quatre couleurs avec finition mate.



Rvto. / Wall / Rvtn.: **Foglia 60x120 - Pack 2pz - Konzept Nacar 120x260**
Pvto. / Floor / Sol: **Grove Brown 20x120**



Colores disponibles / Available colours / Couleurs disponibles

Formatos / Sizes / Formats

20x120 6 mm
7,87"x47,24"

Códigos / Codes / Codes

Grove						
● Brown	20x120 Rec.	M73	075.922.0109.11744			
● Umber	20x120 Rec.	M73	075.922.0370.11744			
● Tan	20x120 Rec.	M73	075.922.0369.11744			
● Sand	20x120 Rec.	M73	075.922.0119.11744			
● White	20x120 Rec.	M73	075.922.0108.11744			



Empaquetado / Packaging / Emballage

Formato	pz/cj	m ² /cj	cj/pl	m ² /pl	kg/cj	kg/pl
20x120	10	2,40	44	105,60	31,00	1384,00

INZA



Formatos / Sizes / Formats

120x120
47,24"x47,24"
▼ 10,2 mm
▲
REC.



Pvto. / Floor / Sol: Inza Almond 120x120



● Inza Linen 120x120 Rec. M139 017.120.0313.09720



● Inza Almond 120x120 Rec. M139 017.120.0097.09720



● Inza Nut 120x120 Rec. M139 017.120.0310.09720



● Inza Noce 120x120 Rec. M139 017.120.0160.09720

Empaquetado / Packaging / Emballage

Formato	pz/cj	m ² /cj	cj/pl	m ² /pl	kg/cj	kg/pl
120x120	1	1,44	36	51,84	36,36	1,348,96

K-WOOD



Formatos / Sizes / Formats

20x120
7,87"x47,24"
▼ 10,5 mm
▲ REC.



● K-Wood Noce 20x120 Rec. M82 035.871.0160.02969



● K-Wood Moka 20x120 Rec. M82 035.871.0240.02969



● K-Wood Desert 20x120 Rec. M82 035.871.0364.02969



● K-Wood Light 20x120 Rec. M82 035.871.0204.02969



● K-Wood Perla 20x120 Rec. M82 035.871.0037.02969



● K-Wood Silver 20x120 Rec. M82 035.871.0183.02969



● K-Wood Grafito 20x120 Rec. M82 035.871.0068.02969



Pvto. / Floor / Sol: **K-Wood Grafito 20x120**



Piezas especiales / Special pieces / Pièces especiales

Consultar en página / Consult on page / Consulter en page: 344

*PELDAÑO GRADONE	*ÁNGULO GRADONE	*PELDAÑO RANURADO	*ÁNGULO RANURADO	*RODAPIÉ C/ROMO

Empaquetado / Packaging / Emballage

Formato	pz/cj	m ² /cj	cj/pl	m ² /pl	kg/cj	kg/pl
20x120	6	1,44	44	63,36	32,20	1,436,80

NERA



Formatos / Sizes / Formats

25x150 ▼ 10,5 mm
9,84"x59,05" ▲ REC.

20x120 ▼ 10,5 mm
7,87"x47,24" ▲ REC.

15x90 ▼ 10 mm
5,90"x35,43" ▲



● Nera	Haya	25x150	Rec.	M96	017.285.0165.09740	Ⓜ
● Nera	Haya	20x120	Rec.	M73	017.871.0165.09740	Ⓜ
● Nera	Haya	15x90		M59	015.793.0165.09740	Ⓜ



● Nera	Abeto	25x150	Rec.	M96	017.285.0266.09740	Ⓜ
● Nera	Abeto	20x120	Rec.	M73	017.871.0266.09740	Ⓜ
● Nera	Abeto	15x90		M59	015.793.0266.09740	Ⓜ



● Nera	Roble	25x150	Rec.	M96	017.285.0036.09740	Ⓜ
● Nera	Roble	20x120	Rec.	M73	017.871.0036.09740	Ⓜ
● Nera	Roble	15x90		M59	015.793.0036.09740	Ⓜ



● Nera	Nogal	25x150	Rec.	M96	017.285.0034.09740	Ⓜ
● Nera	Nogal	20x120	Rec.	M73	017.871.0034.09740	Ⓜ
● Nera	Nogal	15x90		M59	015.793.0034.09740	Ⓜ



Peldaño Extrusionado Nera

● Haya	32x120	Rec.	P331	041.421.0165.09740	Ⓜ
● Abeto	32x120	Rec.	P331	041.421.0266.09740	Ⓜ
● Roble	32x120	Rec.	P331	041.421.0036.09740	Ⓜ
● Nogal	32x120	Rec.	P331	041.421.0034.09740	Ⓜ

Pd. Ag. Ángulo Remate Nera

● Haya	3x32	Rec.	P45	041.881.0165.09740	Ⓜ
● Abeto	3x32	Rec.	P45	041.881.0266.09740	Ⓜ
● Roble	3x32	Rec.	P45	041.881.0036.09740	Ⓜ
● Nogal	3x32	Rec.	P45	041.881.0034.09740	Ⓜ

Piezas especiales / Special pieces / Pièces especiales

Consultar en página / Consult on page / Consulter en page: 344

*PELDAÑO GRADONE	*ÁNGULO GRADONE	*PELDAÑO RANURADO	*ÁNGULO RANURADO	*PELDAÑO EXTRUSIONADO	*TAPA REMATE-ÁNGULO DERECHO/IZQUIERDO	*RODAPIÉ C/ROMO

Empaquetado / Packaging / Emballage

Formato	pz/cj	m²/cj	cj/pl	m²/pl	kg/cj	kg/pl
25x150	4	1.50	40	60.00	35.00	1.430.00
20x120	6	1.44	44	63.36	32.20	1.436.80
15x90	8	1.08	45	48.60	25.00	1.145.00
32x120	2	-	-	-	22.00	-
3x32	37	-	-	-	6.29	-

Pvto. / Floor / Sol: Nera Roble 25x150



Disponible en / Available in / Disponible:
Rlv. Nera 30x90 Rev. Pasta Blanca / White body wall tiles /
Revêtement pâte blanche - Pág. / Page / Page 232

OLDMANOR



Formatos / Sizes / Formats

30x180
11,81"x70,86"
▼ 11,5 mm
▲ 11,5 mm
REC.

25x150
9,84"x59,05"
▼ 10,5 mm
▲ 10,5 mm
REC.

20x120
7,87"x47,24"
▼ 10,5 mm
▲ 10,5 mm
REC.

15x90
5,90"x35,43"
▼ 10 mm
▲ 10 mm

8x44,2
3,14"x17,40"
▼ 8,5 mm
▲ 8,5 mm

8x40
3,14"x15,74"
▼ 8,5 mm
▲ 8,5 mm

19,8x22,8
7,79"x8,97"
▼ 10 mm
▲ 10 mm

30x30 (2,5x7)
11,81"x11,81"



Malla Oldmanor 30x30 (2,5x7)

● Nacar	P38	025.618.0030.01406	
● Arena	P38	025.618.0017.01406	
● Ambar	P38	025.618.0126.01406	
● Tabaco	P38	025.618.0113.01406	



● Oldmanor	Nacar	30x180	Rec.	M139	017.229.0030.01406	
● Oldmanor	Nacar	25x150	Rec.	M96	017.285.0030.01406	
● Oldmanor	Nacar	20x120	Rec.	M73	017.871.0030.01406	
● Oldmanor	Nacar	15x90		M59	015.793.0030.01406	
● Oldmanor	Nacar	8x44,2		M70	015.681.0030.01406	
● Oldmanor	Nacar	8x40		M106	015.223.0030.01406	
● Oldmanor	Nacar	19,8x22,8		M90	015.292.0030.01406	



● Oldmanor	Arena	30x180	Rec.	M139	017.229.0017.01406	
● Oldmanor	Arena	25x150	Rec.	M96	017.285.0017.01406	
● Oldmanor	Arena	20x120	Rec.	M73	017.871.0017.01406	
● Oldmanor	Arena	15x90		M59	015.793.0017.01406	
● Oldmanor	Arena	8x44,2		M70	015.681.0017.01406	
● Oldmanor	Arena	8x40		M106	015.223.0017.01406	
● Oldmanor	Arena	19,8x22,8		M90	015.292.0017.01406	



● Oldmanor	Ambar	30x180	Rec.	M139	017.229.0126.01406	
● Oldmanor	Ambar	25x150	Rec.	M96	017.285.0126.01406	
● Oldmanor	Ambar	20x120	Rec.	M73	017.871.0126.01406	
● Oldmanor	Ambar	15x90		M59	015.793.0126.01406	
● Oldmanor	Ambar	8x44,2		M70	015.681.0126.01406	
● Oldmanor	Ambar	8x40		M106	015.223.0126.01406	
● Oldmanor	Ambar	19,8x22,8		M90	015.292.0126.01406	



● Oldmanor	Tabaco	30x180	Rec.	M139	017.229.0113.01406	
● Oldmanor	Tabaco	25x150	Rec.	M96	017.285.0113.01406	
● Oldmanor	Tabaco	20x120	Rec.	M73	017.871.0113.01406	
● Oldmanor	Tabaco	15x90		M59	015.793.0113.01406	
● Oldmanor	Tabaco	8x44,2		M70	015.681.0113.01406	
● Oldmanor	Tabaco	8x40		M106	015.223.0113.01406	
● Oldmanor	Tabaco	19,8x22,8		M90	015.292.0113.01406	

Peldaño Extrusionado Oldmanor

● Nacar	32x120	Rec.	P331	041.421.0030.01406	
● Arena	32x120	Rec.	P331	041.421.0017.01406	
● Ambar	32x120	Rec.	P331	041.421.0126.01406	
● Tabaco	32x120	Rec.	P331	041.421.0113.01406	

Pd. Ag. Ángulo Remate Oldmanor

● Nacar	3x32	Rec.	P45	041.881.0030.01406	
● Arena	3x32	Rec.	P45	041.881.0017.01406	
● Ambar	3x32	Rec.	P45	041.881.0126.01406	
● Tabaco	3x32	Rec.	P45	041.881.0113.01406	



Pvto. / Floor / Sol: Oldmanor Ambar 25x150

Piezas especiales / Special pieces / Pièces especiales

Consultar en página / Consult on page / Consulter en page: 344

*PELDAÑO GRADONE	*ÁNGULO GRADONE	*PELDAÑO RANURADO	*ÁNGULO RANURADO	*PELDAÑO EXTRUSIONADO	*TAPA REMATE-ÁNGULO DERECHO/IZQUIERDO	*RODAPIÉ C/ROMO

Empaquetado / Packaging / Emballage

Formato	pz/cj	m²/cj	cj/pl	m²/pl	kg/cj	kg/pl
30x180	3	1.62	30	48.60	45.00	1.410.00
25x150	4	1.50	40	60.00	35.00	1.430.00
20x120	6	1.44	44	63.36	32.20	1.436.80
15x90	8	1.08	45	48.60	25.00	1.145.00
8x44,2	30	1.06	65	68.90	18.60	1.229.00
8x40	30	0.96	65	62.40	16.63	1.100.95
19,8x22,8	24	0.84	48	40.32	18.00	884.00
32x120	2	-	-	-	22.00	-
3x32	37	-	-	-	6.29	-



OLDMANOR



CLASE 1

Formatos / Sizes / Formats

90x90
35,43"x35,43"
▼10,5
▲mm
REC.



Ambar



Tabaco

● Oldmanor Clásico 90x90 Rec. M91 017.804.0299.01406



Tabaco



Cuero

● Oldmanor Dark 90x90 Rec. M91 017.804.0184.01406



Pvto. / Floor / Sol: Oldmanor Clásico 90x90



Empaquetado / Packaging / Emballage

Formato	pz/cj	m ² /cj	cj/pl	m ² /pl	kg/cj	kg/pl
90x90	2	1,62	27	43,74	40,00	1,110,00

PINE WOOD



Formatos / Sizes / Formats

20x120
7,87"x47,24"

▼ 10,5 mm
▲ REC.



● Pine Wood Sand 20x120 Rec. M73 017.871.0119.12258



● Pine Wood Nature 20x120 Rec. M73 017.871.0704.12258



● Pine Wood Moka 20x120 Rec. M73 017.871.0240.12258



● Pine Wood Argent 20x120 Rec. M73 017.871.0135.12258



Pvto. / Floor / Sol: Pine Wood Nature 20x120



Piezas especiales / Special pieces / Pièces especiales

Consultar en página / Consult on page / Consulter en page: 344

*PELDAÑO GRADONE	*ÁNGULO GRADONE	*PELDAÑO RANURADO	*ÁNGULO RANURADO	*RODAPIÉ C/ROMO

Empaquetado / Packaging / Emballage

Formato	pz/cj	m ² /cj	cj/pl	m ² /pl	kg/cj	kg/pl
20x120	6	1,44	44	63,36	32,20	1,436,80

ROVERE



EXT.

Formatos / Sizes / Formats

30x180
11,81"x70,86"
▼ 11,5 mm
▲ 11,5 mm
REC.

25x150
9,84"x59,05"
▼ 10,5 mm
▲ 10,5 mm
REC.

20x120
7,87"x47,24"
▼ 10,5 mm
▲ 10,5 mm
REC.


15x90
5,90"x35,43"
▼ 10 mm
▲ 10 mm

8x44,2
3,14"x17,40"
▼ 8,5 mm
▲ 8,5 mm

8x40
3,14"x15,74"
▼ 8,5 mm
▲ 8,5 mm

19,8x22,8
7,79"x8,97"
▼ 10 mm
▲ 10 mm

30x30 (2,5x7)
11,81"x11,81"
▼ 10 mm
▲ 10 mm



Malla Rovere 30x30 (2,5x7)

● Desert	P38	025.618.0364.09741	
● Bark	P38	025.618.0476.09741	
● Honey	P38	025.618.0358.09741	
● Brown	P38	025.618.0109.09741	



● Rovere	Desert	30x180	Rec.	M139	017.229.0364.09741	
● Rovere	Desert	25x150	Rec.	M96	017.285.0364.09741	
● Rovere	Desert	20x120	Rec.	M73	017.871.0364.09741	
● Rovere Ext.	Desert	20x120	Rec.	M73	017.871.0364.12104	
● Rovere	Desert	15x90		M59	015.793.0364.09741	
● Rovere	Desert	8x44,2		M70	015.681.0364.09741	
● Rovere	Desert	8x40		M106	015.223.0364.09741	
● Rovere	Desert	19,8x22,8		M90	015.292.0364.09741	



● Rovere	Bark	30x180	Rec.	M139	017.229.0476.09741	
● Rovere	Bark	25x150	Rec.	M96	017.285.0476.09741	
● Rovere	Bark	20x120	Rec.	M73	017.871.0476.09741	
● Rovere Ext.	Bark	20x120	Rec.	M73	017.871.0476.12104	
● Rovere	Bark	15x90		M59	015.793.0476.09741	
● Rovere	Bark	8x44,2		M70	015.681.0476.09741	
● Rovere	Bark	8x40		M106	015.223.0476.09741	
● Rovere	Bark	19,8x22,8		M90	015.292.0476.09741	



● Rovere	Honey	30x180	Rec.	M139	017.229.0358.09741	
● Rovere	Honey	25x150	Rec.	M96	017.285.0358.09741	
● Rovere	Honey	20x120	Rec.	M73	017.871.0358.09741	
● Rovere Ext.	Honey	20x120	Rec.	M73	017.871.0358.12104	
● Rovere	Honey	15x90		M59	015.793.0358.09741	
● Rovere	Honey	8x44,2		M70	015.681.0358.09741	
● Rovere	Honey	8x40		M106	015.223.0358.09741	
● Rovere	Honey	19,8x22,8		M90	015.292.0358.09741	



● Rovere	Brown	30x180	Rec.	M139	017.229.0109.09741	
● Rovere	Brown	25x150	Rec.	M96	017.285.0109.09741	
● Rovere	Brown	20x120	Rec.	M73	017.871.0109.09741	
● Rovere Ext.	Brown	20x120	Rec.	M73	017.871.0109.12104	
● Rovere	Brown	15x90		M59	015.793.0109.09741	
● Rovere	Brown	8x44,2		M70	015.681.0109.09741	
● Rovere	Brown	8x40		M106	015.223.0109.09741	
● Rovere	Brown	19,8x22,8		M90	015.292.0109.09741	

Peldaño Extrusionado Rovere

● Desert	32x120	Rec.	P331	041.421.0364.09741	
● Bark	32x120	Rec.	P331	041.421.0476.09741	
● Honey	32x120	Rec.	P331	041.421.0358.09741	
● Brown	32x120	Rec.	P331	041.421.0109.09741	

Pd. Ag. Ángulo Remate Rovere

● Desert	3x32	Rec.	P45	041.881.0364.09741	
● Bark	3x32	Rec.	P45	041.881.0476.09741	
● Honey	3x32	Rec.	P45	041.881.0358.09741	
● Brown	3x32	Rec.	P45	041.881.0109.09741	



Disponible en / Available in / Disponible:
Rlv. Rovere 40x120 Rev. Pasta Blanca / White body wall tiles /
Revêtement pâte blanche - Pág. / Page / Page 242



Rvto. / Wall / Rvtm.: Plain White 120x260 - Rovere Honey 8x40
Pvto. / Floor / Sol: Rovere Honey 20x120

Piezas especiales / Special pieces / Pièces especiales

Consultar en página / Consult on page / Consulter en page: 344

*PELDAÑO GRADONE	*ÁNGULO GRADONE	*PELDAÑO RANURADO	*ÁNGULO RANURADO	*PELDAÑO EXTRUSIONADO	*TAPA REMATE-ÁNGULO DERECHO/IZQUIERDO	*RODAPIÉ C/ROMO

Empaquetado / Packaging / Emballage

Formato	pz/cj	m²/cj	cj/pl	m²/pl	kg/cj	kg/pl
30x180	3	1.62	30	48.60	45.00	1,410.00
25x150	4	1.50	40	60.00	35.00	1,430.00
20x120	6	1.44	44	63.36	32.20	1,436.80
15x90	8	1.08	45	48.60	25.00	1,145.00
8x44,2	30	1.06	65	68.90	18.60	1,229.00
8x40	30	0.96	65	62.40	16.63	1,100.95
19,8x22,8	24	0.84	48	40.32	18.00	884.00
32x120	2	-	-	-	22.00	-
3x32	37	-	-	-	6.29	-

SONOMA



20MM

Formatos / Sizes / Formats

20x120 ▼ 10,5 mm
7,87"x47,24" **REC.**

30x120,5 ▼ 20 mm
11,81"x47,44" **REC.**

30,5x121 ▼ 20 mm
12,01"x47,64"



● Sonoma	Nordic	20x120	Rec.	M73	017.871.0341.00323	
● Sonoma	Nordic	30,5x121 (20 mm)		M139	011.295.0341.00323	
● Sonoma	Nordic	30x120,5 (20 mm)	Rec.	M174	035.700.0341.00323	



● Sonoma	Cognac	20x120	Rec.	M73	017.871.0342.00323	
● Sonoma	Cognac	30,5x121 (20 mm)		M139	011.295.0342.00323	
● Sonoma	Cognac	30x120,5 (20 mm)	Rec.	M174	035.700.0342.00323	



● Sonoma	Honey	20x120	Rec.	M73	017.871.0358.00323	
● Sonoma	Honey	30,5x121 (20 mm)		M139	011.295.0358.00323	
● Sonoma	Honey	30x120,5 (20 mm)	Rec.	M174	035.700.0358.00323	



Pvto. / Floor / Sol: Sonoma Honey 30x120,5 (20mm) Rec.

DECORSTONE
GRES PORCELÁNICO RECTIFICADO · RECTIFIED PORCELAIN TILES · GRÈS CÉRAMÉ RECTIFIÉE

COMPACTTO PEDRA
GRES PORCELÁNICO / GRES PORCELÁNICO RECTIFICADO · PORCELAIN TILES / RECTIFIED PORCELAIN TILES · GRÈS CÉRAMÉ / GRÈS CÉRAMÉ RECTIFIÉE



Pvto. / Floor / Sol: Sonoma Nordic 20x120

Piezas especiales / Special pieces / Pièces especiales

Consultar en página / Consult on page / Consulter en page: 344

*PELDAÑO GRADONE	*ÁNGULO GRADONE	*PELDAÑO RANURADO	*ÁNGULO RANURADO	*RODAPIÉ C/ROMO
		NO 20mm	NO 20mm	NO 20mm

Empaquetado / Packaging / Emballage

Formato	pz/cj	m ² /cj	cj/pl	m ² /pl	kg/cj	kg/pl
20x120	6	1.44	44	63.36	32.20	1.436.80
30,5x121 (20 mm)	2	0.74	30	22.20	35.47	1.084.10
30x120,5 (20 mm)	2	0.72	30	21.60	32.80	1.004.00

23x120
9,05"x47,24"

GRES PORCELÁNICO (TIERRA COLOREADA)
PORCELAIN TILES (COLOURED BODY) · GRÉS CERAMÉ (MASSE COLORÉE)



At. Acadian Natural

● 23x120 M48 015.535.0102.07643



At. Acadian Ceniza

● 23x120 M48 015.535.0019.07643



At. Acadian Taupe

● 23x120 M48 015.535.0285.07643



At. Acadian Haya

● 23x120 M48 015.535.0165.07643



At. Acadian Roble

● 23x120 M48 015.535.0036.07643



At. Acadian Mocha

● 23x120 M48 015.535.0210.07643

Piezas especiales / Special pieces / Pièces especiales

Consultar en página / Consult on page / Consulter en page: 178

*Peldaño Gradone	*Ángulo Gradone	*Peldaño Ranurado	*Ángulo Ranurado	*Rodapié C/Romo

Empaquetado / Packaging / Emballage

Formato	pz/cj	m ² /cj	cj/pl	m ² /pl	kg/cj	kg/pl
23x120	5	1.38	45	62.10	26.90	1,230.50



Pvto. / Floor / Sol: **At. Acadian Roble 23x120**

20x120 Rec.
7,87"x47,24"

20x75
7,87"x29,53"

GRES PORCELÁNICO (TIERRA COLOREADA)
PORCELAIN TILES (COLOURED BODY) · GRÉS CERAMÉ (MASSE COLORÉE)



At. Aire Blanco

● 20x120	Rec.	M57	017.241.0012.09266	
● 20x75		M36	015.536.0012.09266	



At. Aire Haya

● 20x120	Rec.	M57	017.241.0165.09266	
● 20x75		M36	015.536.0165.09266	



At. Aire Ceniza

● 20x120	Rec.	M57	017.241.0019.09266	
● 20x75		M36	015.536.0019.09266	



At. Aire Roble

● 20x120	Rec.	M57	017.241.0036.09266	
● 20x75		M36	015.536.0036.09266	

Piezas especiales / Special pieces / Pièces especiales

Consultar en página / Consult on page / Consulter en page: 178

*Peldaño Gradone	*Ángulo Gradone	*Peldaño Ranurado	*Ángulo Ranurado	*Rodapié C/Romo

Empaquetado / Packaging / Emballage

Formato	pz/cj	m ² /cj	cj/pl	m ² /pl	kg/cj	kg/pl
20x120	7	1.68	44	73.92	32.00	1,437.00
20x75	7	1.05	72	75.60	18.50	1,352.00



Pvto. / Floor / Sol: **At. Aire Ceniza 20x75**

AT. AREN



20x120 Rec.
7,87"x47,24"

GRES PORCELÁNICO (TIERRA COLOREADA)
PORCELAIN TILES (COLOURED BODY) · GRÉS CERAMÉ (MASSE COLORÉE)



At. Aren Ceniza

● 20x120 Rec. M57 017.241.0019.09235



At. Aren Arena

● 20x120 Rec. M57 017.241.0017.09235



At. Aren Taupe

● 20x120 Rec. M57 017.241.0285.09235



At. Aren Terra

● 20x120 Rec. M57 017.241.0056.09235



At. Aren Siena

● 20x120 Rec. M57 017.241.0053.09235

Piezas especiales / Special pieces / Pièces especiales

Consultar en página / Consult on page / Consulter en page: 178

*Peldaño Gradone	*Ángulo Gradone	*Peldaño Ranurado	*Ángulo Ranurado	*Rodapié C/Romo

Empaquetado / Packaging / Emballage

Formato	pz/cj	m ² /cj	cj/pl	m ² /pl	kg/cj	kg/pl
20x120	7	1,68	44	73,92	32,00	1,437,00



Pvto. / Floor / Sol: **At. Aren Taupe 20x120**

20x60
7,87"x23,62"

PVTO. PASTA ROJA
RED BODY FLOOR TILES · SOL PÂTE ROUGE



At. Alpi Perla PEI 4
● 20x60 M24 001.670.0037.00798



At. Alpi Cerezo PEI 4
● 20x60 M24 001.670.0232.00798



At. Alpi Bronce PEI 4
● 20x60 M24 001.670.0234.00798



At. Alpi Gris PEI 4
● 20x60 M24 001.670.0002.00798




At. Alpi Castaño PEI 3
● 20x60 M24 001.670.0340.00798



At. Alpi Nogal PEI 3
● 20x60 M24 001.670.0034.00798



At. Alpi Grafito PEI 3
● 20x60 M24 001.670.0068.00798

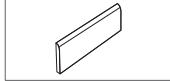


At. Alpi Marron PEI 3
● 20x60 M24 001.670.0009.00798

Piezas especiales / Special pieces / Pièces especiales

Consultar en página / Consult on page / Consulter en page: 178

*Rodapié C/Romo



Empaquetado / Packaging / Emballage

Formato	pz/cj	m ² /cj	cj/pl	m ² /pl	kg/cj	kg/pl
20x60	9	1.08	80	86.40	21.08	1,706.40



Pvto. / Floor / Sol: **At. Alpi Cerezo 20x60**

AT. BOREAL



60,8x60,8
23,93"x23,93"

GRES PORCELÁNICO (TIERRA COLOREADA)
PORCELAIN TILES (COLOURED BODY) · GRÉS CERAMÉ (MASSE COLORÉE)



At. Boreal Ceniza

● 60,8x60,8 M43 015.440.0019.06420



At. Boreal Haya

● 60,8x60,8 M43 015.440.0165.06420



At. Boreal Roble

● 60,8x60,8 M43 015.440.0036.06420



At. Boreal Taupe

● 60,8x60,8 M43 015.440.0285.06420

Empaquetado / Packaging / Emballage

Formato	pz/cj	m ² /cj	cj/pl	m ² /pl	kg/cj	kg/pl
60,8x60,8	4	1.48	30	44.40	31.35	960.50



Pvto. / Floor / Sol: **At. Boreal Roble 60,8x60,8**

AT. BOREAL



23x120
9,05"x47,24"

GRES PORCELÁNICO (TIERRA COLOREADA)
PORCELAIN TILES (COLOURED BODY) · GRÉS CERAMÉ (MASSE COLORÉE)



At. Boreal Blanco

● 23x120 M48 015.535.0012.06420



At. Boreal Miel

● 23x120 M48 015.535.0258.06420



At. Boreal Roble

● 23x120 M48 015.535.0036.06420



At. Boreal Haya

● 23x120 M48 015.535.0165.06420



At. Boreal Taupe

● 23x120 M48 015.535.0285.06420



At. Boreal Nut

● 23x120 M48 015.535.0310.06420

Piezas especiales / Special pieces / Pieces especiales

Consultar en página / Consult on page / Consulter en page: 178

*Peldaño Gradone	*Ángulo Gradone	*Peldaño Ranurado	*Ángulo Ranurado	*Rodapié C/Romo

Empaquetado / Packaging / Emballage

Formato	pz/cj	m ² /cj	cj/pl	m ² /pl	kg/cj	kg/pl
23x120	5	1.38	45	62.10	26.90	1,230.50



Pvto. / Floor / Sol: **At. Boreal Nut 23x120**

AT. BOREAL DECK



23x120

9,05"x47,24"


GRES PORCELÁNICO (TIERRA COLOREADA)

PORCELAIN TILES (COLOURED BODY) · GRÉS CERAMÉ (MASSE COLORÉE)




At. Boreal Deck Blanco

● 23x120 M48 015.535.0012.07641



At. Boreal Deck Haya

● 23x120 M48 015.535.0165.07641



At. Boreal Deck Miel

● 23x120 M48 015.535.0258.07641



At. Boreal Deck Taupe

● 23x120 M48 015.535.0285.07641



At. Boreal Deck Roble

● 23x120 M48 015.535.0036.07641



At. Boreal Deck Nut

● 23x120 M48 015.535.0310.07641

Empaquetado / Packaging / Emballage

Formato	pz/cj	m ² /cj	cj/pl	m ² /pl	kg/cj	kg/pl
23x120	5	1.38	45	62.10	26.90	1,230.50



Rvto. / Wall / Rvtrn.: **At. Boreal Haya 23x120**
 Pvto. / Floor / Sol.: **At. Boreal Deck Haya 23x120**

25x100
9,84"x39,37"

GRES PORCELÁNICO (TIERRA COLOREADA)
PORCELAIN TILES (COLOURED BODY) · GRÉS CERAMÉ (MASSE COLORÉE)



At. Carson Ceniza

● 25x100 M43 015.612.0019.00451



At. Carson Arena

● 25x100 M43 015.612.0017.00451



At. Carson Nogal

● 25x100 M43 015.612.0034.00451

Piezas especiales / Special pieces / Pièces especiales

Consultar en página / Consult on page / Consulter en page: 178

*Peldaño Gradone	*Ángulo Gradone	*Peldaño Ranurado	*Ángulo Ranurado	*Rodapié C/Romo

Empaquetado / Packaging / Emballage

Formato	pz/cj	m ² /cj	cj/pl	m ² /pl	kg/cj	kg/pl
25x100	6	1.50	36	54.00	28.50	1,046.00



Pvto. / Floor / Sol: **At. Carson Arena 25x100**

20x120 Rec.
7,87"x47,24"


20x75
7,87"x29,53"

GRES PORCELÁNICO (TIERRA COLOREADA)
PORCELAIN TILES (COLOURED BODY) · GRÉS CERAMÉ (MASSE COLORÉE)



At. Cottage Sienna

● 20x120 Rec. M57 017.241.0371.05425



At. Cottage Smoke

● 20x120 Rec. M57 017.241.0540.05425



At. Cottage Camel

● 20x120 Rec. M57 017.241.0220.05425



At. Cottage Magma

● 20x120 Rec. M57 017.241.0249.05425



At. Cottage Antic Nature

● 20x120 Rec. M57 017.241.0704.09712

● 20x75 M36 015.536.0704.09712

Piezas especiales / Special pieces / Pièces especiales

Consultar en página / Consult on page / Consulter en page: 178

*Peldaño Gradone	*Ángulo Gradone	*Peldaño Ranurado	*Ángulo Ranurado	*Rodapié C/Romo

Empaquetado / Packaging / Emballage

Formato	pz/cj	m ² /cj	cj/pl	m ² /pl	kg/cj	kg/pl
20x120	7	1.68	44	73.92	32.00	1,437.00
20x75	7	1.05	72	75.60	18.50	1,352.00



Pvta. / Floor / Sol: **At. Cottage Smoke 20x120**


20x120 Rec.
7,87"x47,24"

GRES PORCELÁNICO (TIERRA COLOREADA)
PORCELAIN TILES (COLOURED BODY) · GRÉS CERAMÉ (MASSE COLORÉE)



At. Dakota Arce

● 20x120	Rec.	M57	017.241.0198.11912	
● 20x120 Ext.	Rec.	M61	017.241.0198.12103	



At. Dakota Fresno

● 20x120	Rec.	M57	017.241.0018.11912	
● 20x120 Ext.	Rec.	M61	017.241.0018.12103	



At. Dakota Roble

● 20x120	Rec.	M57	017.241.0036.11912	
● 20x120 Ext.	Rec.	M61	017.241.0036.12103	



At. Dakota Ceniza

● 20x120	Rec.	M57	017.241.0019.11912	
● 20x120 Ext.	Rec.	M61	017.241.0019.12103	

Piezas especiales / Special pieces / Pièces especiales

Consultar en página / Consult on page / Consulter en page: 178

*Peldaño Gradone	*Ángulo Gradone	*Peldaño Ranurado	*Ángulo Ranurado	*Rodapié C/Romo

Empaquetado / Packaging / Emballage

Formato	pz/cj	m ² /cj	cj/pl	m ² /pl	kg/cj	kg/pl
20x120	7	1.68	44	73.92	32.00	1,437.00



Pvto. / Floor / Sol: **At. Dakota Arce 20x120**

20x120 Rec.
7,87"x47,24"

GRES PORCELÁNICO (TIERRA COLOREADA)
PORCELAIN TILES (COLOURED BODY) · GRÉS CERAMÉ (MASSE COLORÉE)



At. Dallas Bone

● 20x120 Rec. M57 017.241.0413.11914




At. Dallas Light

● 20x120 Rec. M57 017.241.0204.11914



At. Dallas Desert

● 20x120 Rec. M57 017.241.0364.11914



At. Dallas Carbon

● 20x120 Rec. M57 017.241.0505.11914

Piezas especiales / Special pieces / Pieces especiales

Consultar en página / Consult on page / Consulter en page: 178

*Peldaño Gradone	*Ángulo Gradone	*Peldaño Ranurado	*Ángulo Ranurado	*Rodapié C/Romo

Empaquetado / Packaging / Emballage

Formato	pz/cj	m ² /cj	cj/pl	m ² /pl	kg/cj	kg/pl
20x120	7	1.68	44	73.92	32.00	1,437.00



Pvto. / Floor / Sol: **At. Dallas Carbon 20x120**

20x120 Rec.
7,87"x47,24"

GRES PORCELÁNICO (TIERRA COLOREADA)
PORCELAIN TILES (COLOURED BODY) · GRÉS CERAMÉ (MASSE COLORÉE)



At. Denver White

● 20x120 Rec. M57 017.241.0108.11913



At. Denver Brown

● 20x120 Rec. M57 017.241.0109.11913



At. Denver Beige

● 20x120 Rec. M57 017.241.0007.11913



At. Denver Black

● 20x120 Rec. M57 017.241.0157.11913

Piezas especiales / Special pieces / Pièces especiales

Consultar en página / Consult on page / Consulter en page: 178

*Peldaño Gradone	*Ángulo Gradone	*Peldaño Ranurado	*Ángulo Ranurado	*Rodapié C/Romo

Empaquetado / Packaging / Emballage

Formato	pz/cj	m ² /cj	cj/pl	m ² /pl	kg/cj	kg/pl
20x120	7	1.68	44	73.92	32.00	1,437.00



Pvto. / Floor / Sol: **At. Denver White 20x120**

25x100

9,84"x39,37"

GRES PORCELÁNICO (TIERRA COLOREADA)
 PORCELAIN TILES (COLOURED BODY) · GRÉS CERAMÉ (MASSE COLORÉE)



At. Flandes Perla

● 25x100 M43 015.612.0037.00261



At. Flandes Arce

● 25x100 M43 015.612.0198.00261



At. Flandes Musgo

● 25x100 M43 015.612.0805.00261



At. Flandes Pino

● 25x100 M43 015.612.0166.00261
 ● 25x100 Adz M48 015.612.0166.00265

Piezas especiales / Special pieces / Pièces especiales

Consultar en página / Consult on page / Consulter en page: 178

*Peldaño Gradone	*Ángulo Gradone	*Peldaño Ranurado	*Ángulo Ranurado	*Rodapié C/Romo

Empaquetado / Packaging / Emballage

Formato	pz/cj	m ² /cj	cj/pl	m ² /pl	kg/cj	kg/pl
25x100	6	1.50	36	54.00	28.50	1,046.00



Pvto. / Floor / Sol: **At. Flandes Arce 25x100**

60,8x60,8
23,93"x23,93"

GRES PORCELÁNICO (TIERRA COLOREADA)
PORCELAIN TILES (COLOURED BODY) · GRÉS CERAMÉ (MASSE COLORÉE)



At. Hendaya Haya

● 60,8x60,8 M37 015.460.0165.05723



At. Hendaya Roble

● 60,8x60,8 M37 015.460.0036.05723

Empaquetado / Packaging / Emballage


Formato	pz/cj	m ² /cj	cj/pl	m ² /pl	kg/cj	kg/pl
60,8x60,8	4	1.48	30	44.40	31.35	960.50



Pvto. / Floor / Sol: **At. Hendaya Roble 60,8x60,8**

60x120 Rec.
23,62"x47,24"

GRES PORCELÁNICO (TIERRA COLOREADA)
PORCELAIN TILES (COLOURED BODY) · GRÉS CERAMÉ (MASSE COLORÉE)



At. Rec. Hungary Gris

● 60x120 Rec. M57 017.250.0002.08501



At. Rec. Hungary Beige

● 60x120 Rec. M57 017.250.0007.08501



Empaquetado / Packaging / Emballage

Formato	pz/cj	m ² /cj	cj/pl	m ² /pl	kg/cj	kg/pl
60x120	2	1.44	36	51.84	29.50	1,091.00



Rvto. / Wall / Rvtn: **At. Rec. Hungary Gris 60x120**

25x100
9,84"x39,37"

GRES PORCELÁNICO (TIERRA COLOREADA)
PORCELAIN TILES (COLOURED BODY) · GRÉS CERAMÉ (MASSE COLORÉE)



At. Legno Arce

● 25x100 M43 015.612.0198.00260




At. Legno Fresno

● 25x100 M43 015.612.0018.00260



At. Legno Roble

● 25x100 M43 015.612.0036.00260



At. Legno Nogal

● 25x100 M43 015.612.0034.00260

Piezas especiales / Special pieces / Pièces especiales

Consultar en página / Consult on page / Consulter en page: 178

*Peldaño Gradone	*Ángulo Gradone	*Peldaño Ranurado	*Ángulo Ranurado	*Rodapié C/Romo

Empaquetado / Packaging / Emballage

Formato	pz/cj	m ² /cj	cj/pl	m ² /pl	kg/cj	kg/pl
25x100	6	1.50	36	54.00	28.50	1,046.00



Pvto. / Floor / Sol: **At. Legno Roble 25x100**

45x45
17,71"x17,71"

PVTO. PASTA ROJA
RED BODY FLOOR TILES · SOL PÂTE ROUGE



At. Legno Fresno

● 45x45 M24 001.302.0018.00260



At. Legno Arce

● 45x45 M24 001.302.0198.00260



At. Legno Terra

● 45x45 M24 001.302.0056.00260



At. Legno Nogal

● 45x45 M24 001.302.0034.00260

Empaquetado / Packaging / Emballage

Formato	pz/cj	m ² /cj	cj/pl	m ² /pl	kg/cj	kg/pl
45x45	7	1.42	52	73.84	26.00	1,372.00



Pvto. / Floor / Sol: **At. Legno Arce 45x45**

20x120 Rec.
7,87"x47,24"

GRES PORCELÁNICO (TIERRA COLOREADA)
PORCELAIN TILES (COLOURED BODY) · GRÉS CERAMÉ (MASSE COLORÉE)



At. Oregon Haya

● 20x120 Rec. M57 017.241.0165.10005



At. Oregon Ceniza

● 20x120 Rec. M57 017.241.0019.10005



At. Oregon Roble

● 20x120 Rec. M57 017.241.0036.10005

Piezas especiales / Special pieces / Pièces especiales

Consultar en página / Consult on page / Consulter en page: 178

*Peldaño Gradone	*Ángulo Gradone	*Peldaño Ranurado	*Ángulo Ranurado	*Rodapié C/Romo

Empaquetado / Packaging / Emballage

Formato	pz/cj	m ² /cj	cj/pl	m ² /pl	kg/cj	kg/pl
20x120	7	1.68	44	73.92	32.00	1,437.00



Pvta. / Floor / Sol: **At. Oregon Roble 20x120**

20x120 Rec.
7,87"x47,24"

20x75
7,87"x29,53"

GRES PORCELÁNICO (TIERRA COLOREADA)
PORCELAIN TILES (COLOURED BODY) · GRÉS CERAMÉ (MASSE COLORÉE)



At. Rainier Perla

● 20x120	Rec.	M68	017.871.0037.00172	
● 20x75		M36	015.536.0037.00172	



At. Rainier Arena

● 20x120	Rec.	M68	017.871.0017.00172	
● 20x75		M36	015.536.0017.00172	



At. Rainier Taupe

● 20x120	Rec.	M68	017.871.0285.00172	
● 20x75		M36	015.536.0285.00172	



At. Rainier Roble

● 20x120	Rec.	M68	017.871.0036.00172	
● 20x75		M36	015.536.0036.00172	



At. Rainier Nogal

● 20x120	Rec.	M68	017.871.0034.00172	
● 20x75		M36	015.536.0034.00172	

Piezas especiales / Special pieces / Pièces especiales

Consultar en página / Consult on page / Consulter en page: 178

*Peldaño Gradone	*Ángulo Gradone	*Peldaño Ranurado	*Ángulo Ranurado	*Rodapié C/Romo

Empaquetado / Packaging / Emballage

Formato	pz/cj	m ² /cj	cj/pl	m ² /pl	kg/cj	kg/pl
20x120	6	1.44	44	63.36	32.20	1,436.80
20x75	7	1.05	72	75.60	18.50	1,352.00



Pvto. / Floor / Sol: **At. Rainier Taupe 20x120**

20x120 Rec.
7,87"x47,24"

20x75
7,87"x29,53"

GRES PORCELÁNICO (TIERRA COLOREADA)
PORCELAIN TILES (COLOURED BODY) · GRÉS CERAMÉ (MASSE COLORÉE)



At. Viggo Arce

● 20x120	Rec.	M57	017.241.0198.08972	
● 20x120 Adz	Rec.	M61	017.241.0198.09727	
● 20x75		M36	015.536.0198.08972	
● 20x75 Adz		M40	015.536.0198.09727	




At. Viggo Fresno

● 20x120	Rec.	M57	017.241.0018.08972	
● 20x75		M36	015.536.0018.08972	



At. Viggo Roble

● 20x120	Rec.	M57	017.241.0036.08972	
● 20x120 Adz	Rec.	M61	017.241.0036.09727	
● 20x75		M36	015.536.0036.08972	
● 20x75 Adz		M40	015.536.0036.09727	



At. Viggo Ceniza

● 20x120	Rec.	M57	017.241.0019.08972	
● 20x75		M36	015.536.0019.08972	



At. Viggo Nogal

● 20x120	Rec.	M57	017.241.0034.08972	
● 20x120 Adz	Rec.	M61	017.241.0034.09727	
● 20x75		M36	015.536.0034.08972	
● 20x75 Adz		M40	015.536.0034.09727	



Peldaño Extrusionado At. Viggo Arce

● 32x120	Rec.	P317	041.421.0198.08972	
● 32x120 Adz	Rec.	P317	041.421.0198.09727	



Peldaño Extrusionado At. Viggo Nogal

● 32x120	Rec.	P317	041.421.0034.08972	
● 32x120 Adz	Rec.	P317	041.421.0034.09727	



Peldaño Extrusionado At. Viggo Roble

● 32x120	Rec.	P317	041.421.0036.08972	
● 32x120 Adz	Rec.	P317	041.421.0036.09727	



Peldaño Extrusionado At. Viggo Ceniza

● 32x120	Rec.	P317	041.421.0019.08972	
----------	------	------	--------------------	--



Peldaño Extrusionado At. Viggo Fresno

● 32x120	Rec.	P317	041.421.0018.08972	
----------	------	------	--------------------	--



Pd. Ag. Remat At. Viggo

● Arce	3x32	Rec.	P45	041.881.0198.08972	
● Ceniza	3x32	Rec.	P45	041.881.0019.08972	
● Nogal	3x32	Rec.	P45	041.881.0034.08972	
● Roble	3x32	Rec.	P45	041.881.0036.08972	
● Fresno	3x32	Rec.	P45	041.881.0018.08972	

Disponibile en / Available in / Disponible:

At. Rlv. Viggo 30x90 - Revestimiento Pasta Roja / Red Body Wall Tiles / Revêtement Pâte Rouge - Pág. / Page / Page 135

Piezas especiales / Special pieces / Pièces especiales (No 60,8x60,8. - No 60,8x60,8.)

Consultar en página / Consult on page / Consulter en page: 178

*Peldaño Gradone	*Ángulo Gradone	*Peldaño Ranurado	*Ángulo Ranurado	*Peld. Extrusionado	*Tapa Remate-Ángulo Derecho/Izquierdo	*Rodapié C/Romo

Empaquetado / Packaging / Emballage

Formato	pz/cj	m ² /cj	cj/pl	m ² /pl	kg/cj	kg/pl
20x120	7	1.68	44	73.92	32.00	1,437.00
20x75	7	1.05	72	75.60	18.50	1,352.00
32x120	2	-	-	-	22.00	-
3x32	37	-	-	-	6.29	-



Pvto. / Floor / Sol: **At. Adz. Viggo Arce 20x120**



Pvto. / Floor / Sol: **At. Viggo Arce 20x120 - Peldaño**
Extrusionado At. Viggo Arce 32x120



60,8x60,8
23,93"x23,93"

GRES PORCELÁNICO (TIERRA COLOREADA)
PORCELAIN TILES (COLOURED BODY) · GRÉS CERAMÉ (MASSE COLORÉE)



At. Viggo Fresno

● 60,8x60,8 M41 015.440.0018.08972



At. Viggo Roble

● 60,8x60,8 M41 015.440.0036.08972



At. Viggo Nogal

● 60,8x60,8 M41 015.440.0034.08972

Empaquetado / Packaging / Emballage

Formato	pz/cj	m ² /cj	cj/pl	m ² /pl	kg/cj	kg/pl
60,8x60,8	4	1.48	30	44.40	31.35	960.50



Pvto. / Floor / Sol: **At. Viggo Fresno 60,8x60,8**

PAMESA
cerámica