

ASCALE

ASTALE



ÍNDICE / INDEX

4 VENTAJAS / ADVANTAGES

COLECCIONES / COLLECTIONS

7	Amazonite: Seagreen	31	Toleno: Statuario
9	Cryстал Lux: White	33	Vaghi: Gold
11	Labredorite: Royalblue	35	Valrese: Onice
13	Patagonia: Gold	37	Allara: Black
15	Onice: Black	39	Arizona: Sand
17	Onice: Blue	41	Bergaglio: Silver
19	Onice: Seagreen	43	Cardosa: Gray
21	Onice Lux: White	45	Etna: Black
23	Alto: Statuario	47	Moan: Black
25	Arabascorta: White	49	Palomastone: Lince
27	Armani: Silver	51	Tivoli: White
29	Bahra: Silver	53	Urban: White
31	Belvedere: Black	55	Cosmopolite: Ivory
33	Crotone: Pulvis	57	Cosmopolite: Gray
35	Ducal: Gold	59	Cosmopolite: Silver
37	Grass: White	61	Sorval: Sand
39	Lasa: White	63	Sorval: Umber
41	Laurent: Black	65	Millenium: Copper
43	Macchia Vecchia: Gold	67	Mona: Rustred
45	Marquise: Black	69	Alpi: White / Green Black
47	Montblanc: White	71	Cromo
49	Taj Mahal: Almond		

¿POR QUÉ NOSOTROS?

WHY US

ES EL RESULTADO DE UNA REVOLUCIONARIA
TECNOLOGÍA QUE ELIMINA TODOS LOS LÍMITES
DE LOS MATERIALES CONVENCIONALES.

THE RESULT OF A REVOLUTIONARY
TECHNOLOGY THAT ELIMINATES ALL
LIMITS OF CONVENTIONAL MATERIALS

Gracias a presión y temperatura transformamos elementos minerales 100% naturales en Astale que cura la mejor balasta de la naturaleza con las resistencias de la piedra prefabricada.

With the help of pressure and temperature we transform 100% natural minerals into Astale which contains the best of nature stone design with increased stone resistance.

Astale by T&U pertenece al grupo empresarial europeo más grande del sector con una facturación superior a los 1150 millones de euros, produciendo más de 100 millones de metros cuadrados y teniendo un stock permanente para dar un servicio perfecto cada uno de los más de 14.000 clientes que componen de manera recurrente a cada uno de los mercados de grupo.

Astale by T&U belongs to the largest European business group of the aggregate sector, with an annual turnover above 1150 million euros, producing more than 100 million sqm. permanent stock gives a perfect service for more than 14.000 clients that buy recurrently in each of the group's markets.

126" x 63"
320 x 160

VENTAJAS

ADVANTAGES

LEGEREZA



Un espesor mínimo de 8mm para revestimiento y
pavimento y para enchimado recomendamos
10mm y 20mm

A minimum thickness of 8mm for coating and flooring
for counter-top we recommend 10 mm and 20 mm

MADE IN

EU

Made in

Fabricados en Unión Europea dentro de todos los
estándares de calidad

Manufactured in the European Union meeting all the
corresponding quality standards

IMPERMEABLE



Waterproof

La absorción de humedad es inferior a 0,02%

y alta absorción de olores

Moisture absorption is less than 0,02% with
zero odor absorption

RESISTENCIA AL CORTE



Cut Resistance

A altas y bajas temperaturas

At high and low temperatures

RECICLADO



Recycled

El 70% de los materiales empleados se reutilizan

70% of the materials used are reused

GRAN FORMATO



Large Format

Formatos de 2000x600mm personalizables

enzimas, fresas, etc.

2000 x 600 mm format for furniture, counter-tops, fresas, etc.

100% NATURAL



100% natural

Todos los materiales empleados son 100% origen
natural (natural)

RESISTENCIA RAYOS UV



Resistencia a los rayos ultravioleta y estabilidad de
la superficie con el paso del tiempo

Ultraviolet resistant and surface stability over time

ALTA RESISTENCIA



High Resistance

A altas y bajas temperaturas, a los rayos UV
y a la flexión

To high and low temperatures, UV rays and bending

HIGIÉNICO



Hygienic

Es fácil de limpiar y resiste agentes antimicro-
bianos y proliferación de hongos

Easy to clean and resists antimicrobials, bacteria
and fungal proliferation

RESISTENCIA A BAJAS TEMPERATURAS



Low temperature resistance

Resistente a bajas temperaturas y heladas. Producto
preparado para exteriores

Resistant to low temperatures and frost. Suitable for outdoors

RESISTENCIA A ALTAS TEMPERATURAS



High temperature resistance

Material ignífugo e incombustible que permite el contacto con
utensilios a altas temperaturas

Fireproof and non-combustible material that allows contact with utensils at
high temperatures

ANTIMANCHAS



Anti-stain

Gracias a la tecnología aplicada y a los
materiales empleados. No contaminamos

Thanks to the technology applied and the materials used. We
do not pollute

ASTALE

ESPEZOR / THICKNESS

SOFT MATT

*6mm / 1/8mm

POLISHED

*6mm / 1/8mm

*6mm / 1/8mm

DESIGN UNICO | ONE DESIGN

126"x63"

320x160



AMAZONITE SEAGREEN

[430]



Amazonite Seagreen 310x190

ASTALE

ESPESOR / THICKNESS

SOFT MATT
6mm / 12mm

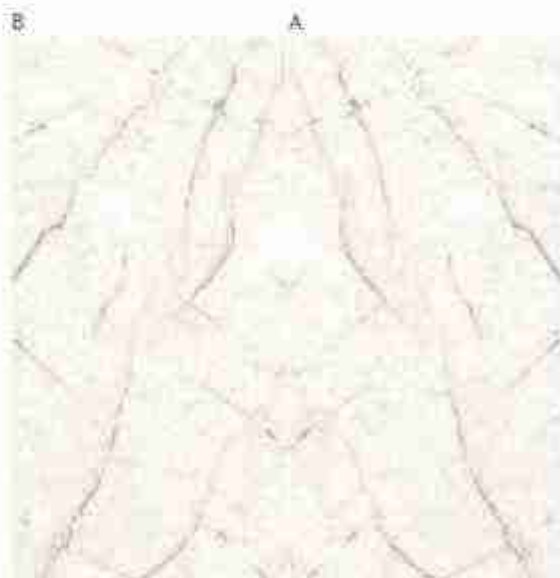
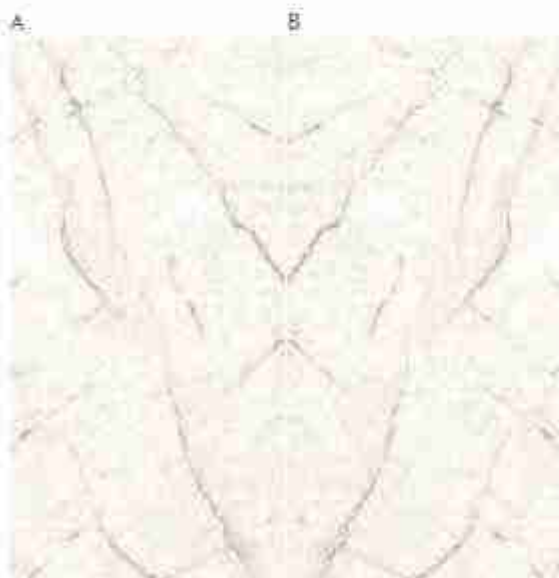
POLISHED
6mm / 12mm

BLOCKMATCH
6mm / 12mm

COLOCACIÓN / LAYING

COLOCACIÓN / LAYING

126"x63"
320x160



CRYSTAL LUX WHITE

(125)



ESPEJOR / THICKNESS

SOFT MATT

6mm / 12mm

POLISHED

6mm / 12mm

MULTICARA / MIX

DESIGNOS DIFERENTES / DIFFERENT DESIGNS

6mm / 12mm

126"x63"

320x160



LABRADORITE ROYALBLUE

[930]



Fronter Labradorite royalblue 300x80. Top Cinesa Black 300x80.

ASTALE

ESPESOR / THICKNESS

SOFT MATT
6mm / 24mm

POLISHED
6mm / 12mm



BLOCKMATCH

6mm / 12mm

COLOCACION / LAYING


COLOCACION / LAYING

126"x63"
320x160



PATAGONIA GOLD

(135)



Patagonia Gold 300x160

ASCALE

ESPESOR / THICKNESS

SOFT MATT

6mm / 12mm

POLISHED

6mm / 12mm

BLOCKMATCH



4mm / 10mm

COLOCACIÓN / LAYING

COLOCACIÓN / LAYING

126"x63"

320x160



ONICE BLACK

(160)



Onice Black 320x160

ASTALE

ESPESOR / THICKNESS

SOFT MAT

6mm / 1/4" in

POLISHED

6mm / 1/4" in

BLOCK MATCH


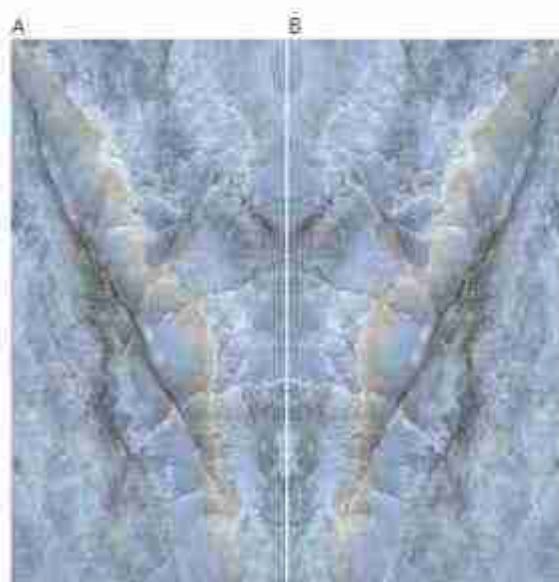
6mm / 1/4" in

COLOCACIÓN / LAYING

COLOCACIÓN / LAYING

126"x63"

320x160



ONICE BLUE

(145)



Onice Blue 3950x60

ASTALE

ESPEJOR / THICKNESS

SOFT MATT

6mm / 12mm

POLISHED

6mm / 12mm

BOOK MATCH



6mm / 12mm

COLOCACIÓN / LAYING

COLOCACIÓN / LAYING

126"x63"

320x160



ONICE SEAGREEN

(140)



Onice Seagreen 320x300

ASTALE

ESPESOR / THICKNESS

SOFT MATT
6mm / 12mm

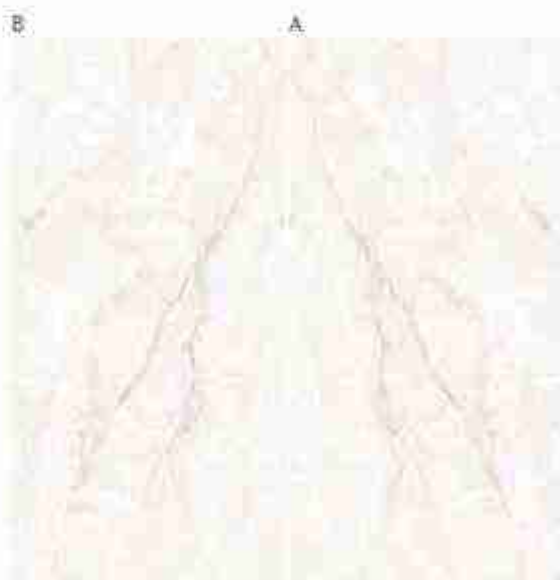
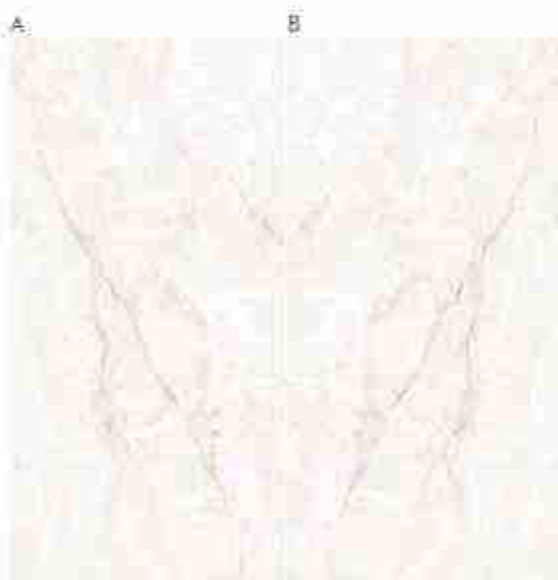
POLISHED
6mm / 12mm

BLOCKMATCH
6mm / 12mm

COLOCACIÓN / LAYING

COLOCACIÓN / LAYING

126"x63"
320x160



ONICE LUX WHITE

(155)



Onice White 3110100

BOOKMATCH

SOFT MATT 4mm / 12mm

POLISHED 6mm / 12mm



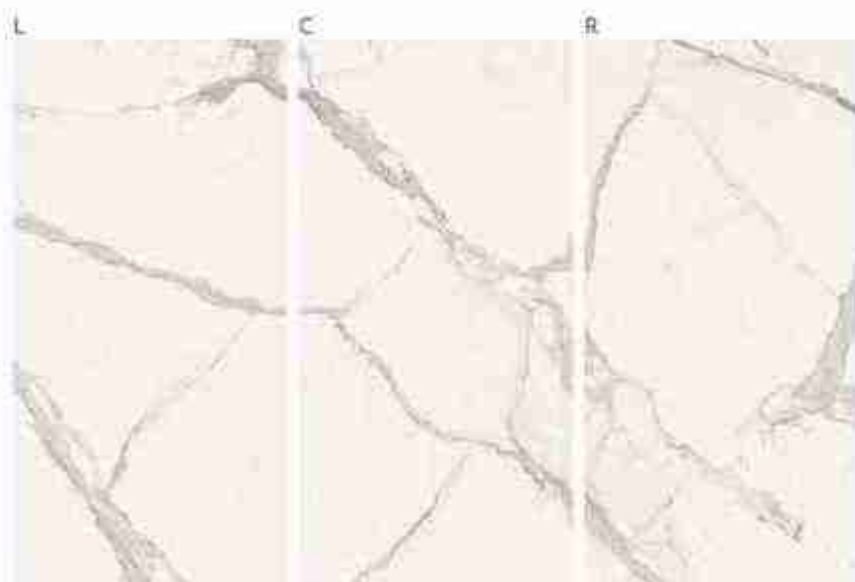
VEINMATCH

3 DISEÑOS DIFERENTES / 3 DIFFERENT DESIGNS

SOFT MATT 4mm

POLISHED 6mm

126"x63"
320x160



ALTO STATUARIO

(150)



ASTALE

ESPESOR / THICKNESS

SOFT MATT
6mm / 12mm

POLISHED
6mm / 12mm

MULTICARA / MIX

4 DISEÑOS DIFERENTES / 4 DIFFERENT DESIGNS

6mm / 12mm

126"x63"
320x160



ARABESCATTO WHITE

(322)



Countertops and table Arabescatto 160x320

ASTALE

ESPESSOR / THICKNESS

SOFT MATT

8mm / 10mm / 20mm

POLISHED


8mm / 10mm / 20mm

MULTICARA / MIX

4 DISEGNI DIFFERENTI / 4 DIFFERENT DESIGNS

8mm / 12mm / 20mm

126"x63"
320x160



ARMANI SILVER

(190)



Wall Armani Silver 320x600

ASTALE

ESPEJOR / THICKNESS

SOFT MATT

6mm / 12mm

POLISHED

6mm / 12mm

MULTICARA / MIX

4 DISEÑOS DIFERENTES / 4 DIFFERENT DESIGNS

6mm / 12mm

126"x63"
320x160



BAHÍA SILVER

(910)



Wall Bahía Silver and Boreal Umber 300x160; Floor Bahía Silver 100x60

ASCALE

ESPEJOR / THICKNESS

SOFT MATT

6mm / 12mm / 20mm

POLISHED

6mm / 12mm / 20mm

MULTICARA / MIX

4 DISEÑOS DIFERENTES / 4 DIFFERENT DESIGNS

6mm / 12mm / 20mm

126"x63"
320x160



BELVEDERE BLACK

(100%)



Countertops Belvedere Black Matte 320x180 (13mm)

ESPESOR / THICKNESS

SOFT MATT

6mm / 1/2mm

POLISHED

6mm / 1/2mm

MULTICARRA / MIX

EDGES ACID FINISHES / EDGES DIFFERENT DESIGNS

6mm / 1/2mm

126"x63"
320x160



CROTONE PULPIS

(180)



Crotone Pulpis 820x160



ASTALE



ESPEZOR / THICKNESS

SOFT MATT

6mm / 12mm / 20mm

POLISHED

6mm / 12mm / 20mm

ENDMATCH

6mm / 12mm / 20mm

COLOCACION / LAYING

BOOKMATCH

6mm / 12mm / 20mm

COLOCACION / LAYING

126"x63"

320x160

A

A 



A

B



DUCAL GOLD

[240]



Wall Ducal Gold 330x150

ASTALE



ESPESOR / THICKNESS

SOFT MATT

6mm / 12mm / 20mm

POLISHED

6mm / 12mm / 20mm

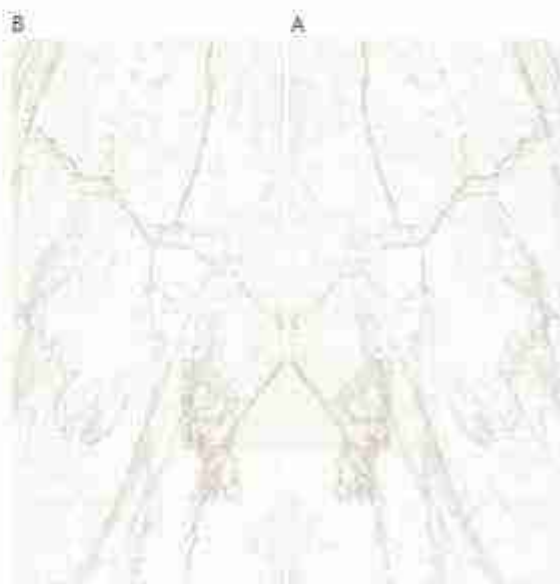
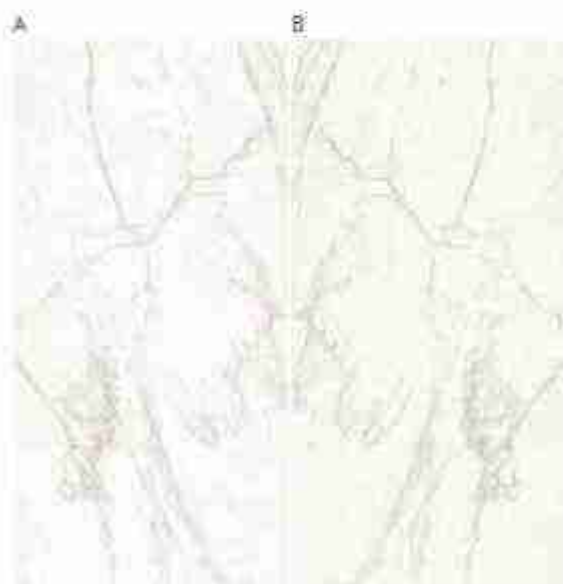
BORDERMATCH

6mm / 12mm / 20mm

COLOCACION / LAYING

COLOCACION / LAYING

126"x63"
320x160



GRASSI WHITE

[200]



ASTALE

ESPESOR / THICKNESS

SOFT MATT

6mm / 12mm / 20mm

POLISHED

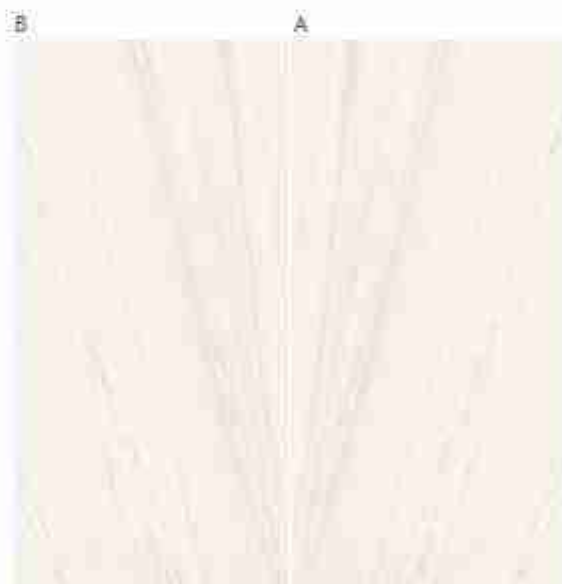

6mm / 12mm / 20mm

BODOMATCH

6mm / 12mm / 20mm

DESIGN IN CO / ONE DESIGN

126"x63"
320x160



LASA WHITE

(127)



ESPESOR / THICKNESS

SOFT MATT

6mm / 12mm / 20mm

POLISHED

6mm / 12mm / 20mm

6mm / 12mm / 20mm

DESIGN: ONYX / ONE DESIGN

126"x63"
320x160




LAURENT BLACK

(110)



Table and countertop Laurent Black 450x160



ASTALE

ESPESOR / THICKNESS

SOFT MATT
6mm / 12mm / 20mm

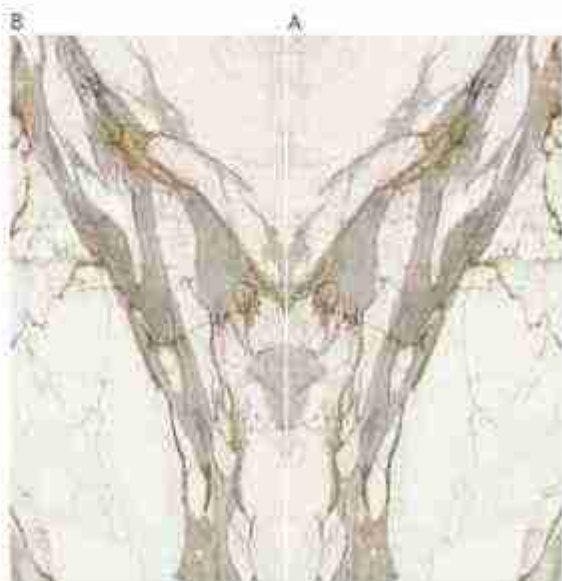
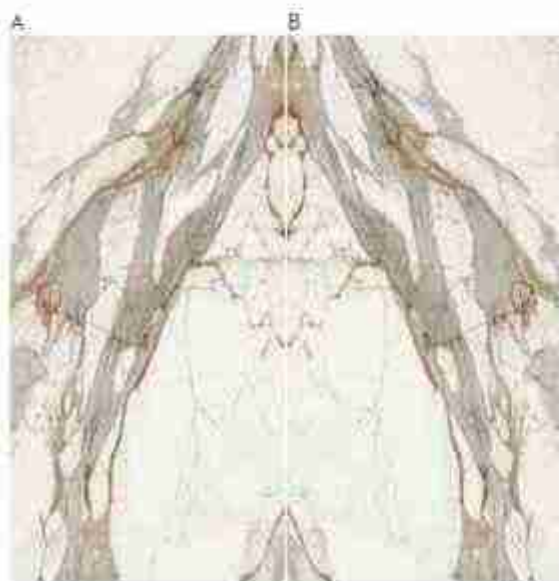
POLISHED
6mm / 12mm / 20mm

BOOKMATCH
6mm / 12mm / 20mm

COLOCACIÓN / LAYING


COLOCACIÓN / LAYING

126"x63"
320x160



MACCHIA VECCHIA GOLD

[330]



Composita Macchia Vecchia Gold 330MM

ASCALE

ESPESOR / THICKNESS

SOFT MATT
6mm / 12mm

POLISHED
6mm / 12mm



BLOCKMATCH

6mm / 12mm

COLOCACIÓN / LAYING

COLOCACIÓN / LAYING

126"x63"
320x160



MARQUINA BLACK

(115)



Marquina Black 330x160

ASTALE

ESPESOR / THICKNESS

SOFT MATT
5mm / 12mm / 20mm



POLISHED
5mm / 12mm / 20mm

BLOCKMATCH
6mm / 12mm / 20mm

COLOCACIÓN / LAYING

COLOCACIÓN / LAYING

126"x63"
320x160



MONTBLANC WHITE

(100)



Countertops Montblanc White 320x160

ESPEJOR / THICKNESS

SOFT MATT
6mm / 10mm / 30mm

POLISHED
6mm / 10mm / 30mm

MULTICARA / MIX
ESSENCIE DIFFERENTE / DIFFERENT DESIGNS

6mm / 10mm / 30mm

126"x63"
320x160



TAJ MAHAL ALMOND

(150)



Countertops and Table Taj Mahal Almond 320x160, Wall Pellemastone Lino 130x60

ASTALE

ESPESOR / THICKNESS

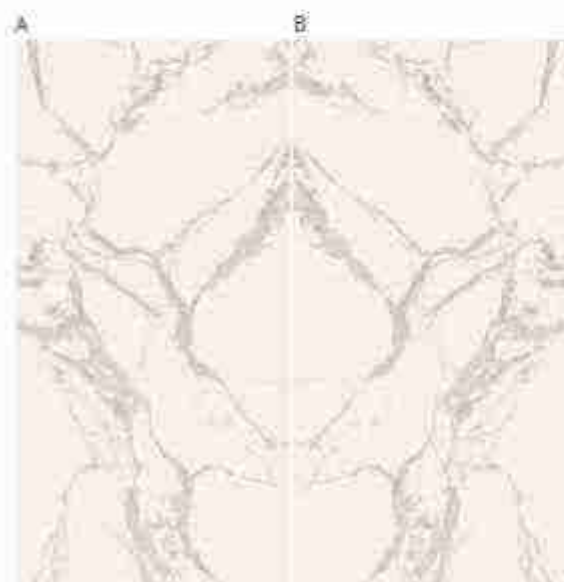
SOFT MATT
6mm / 12mm / 20mm

POLISHED
6mm / 12mm / 20mm

BORDO MATCH

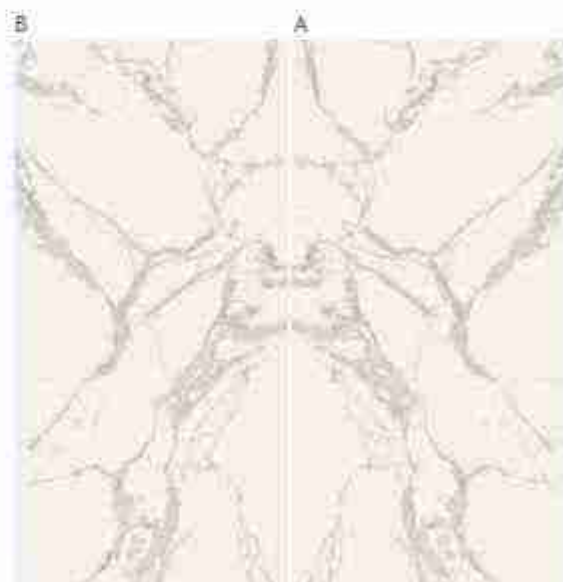
6mm / 12mm / 20mm

COLOCACION / LAYING



COLOCACION / LAYING

126"x63"
320x160



TORANO STATUARIO

[320]



Wall Torano Statuario 320x60



ASTALE


ESPESOR / THICKNESS

SOFT MATT
6mm / 12mm / 20mm

POLISHED
6mm / 12mm / 20mm

BOOKMATCH
6mm / 12mm / 20mm
COLOCACIÓN | LAYING

126"x65"
320x160



VAGLI GOLD

[380]



DESK: Vagli Gold Pulido 300x190 cm

WALL: Vagli Gold Pulido 300x160

ASTALE

ESPESSOR / THICKNESS

SOFT MATT
6mm

POLISHED
6mm

MULTICARA / MIX

4 DESIGNS / DIFFERENTES / 4 DIFFERENT DESIGNS

6mm

126"x63"
320x160



VARESE ONICE

[440]



Wall Varese Onice 520x160

ESPEJOR / THICKNESS

MATT

6mm / 12mm / 30mm

POLISHED

6mm / 12mm / 30mm

6mm / 12mm / 30mm

DESIGN ÚNICO | ONE DESIGN

126"x63"
320x160



ALLURE BLACK

(126)



ESPESOR / THICKNESS

MATT
6mm / 19mm

6mm / 19mm

DISEÑO ÚNICO | ONE DESIGN

126"x63"
320x160



ARIZONA SAND

[480]



Arizona Sand 520x160

ESPESOR Y THICKNESS

MAT
6mm / 12mm

6mm / 12mm

DISEÑO ÚNICO | ONE DESIGN

126"x63"
320x160



BORGOGNA SILVER

(520)



ASTALE

ESPEZOR / THICKNESS

MATT

8mm / 10mm / 20mm

MULTICARÀ / MIX

4 DISEÑOS DIFERENTES / 4 DIFFERENT DESIGNS

5mm / 12mm / 20mm

126"x63"
320x160



CARDOSO GRAY

[560]



Countertop Cardoso Gray 350x600 (12mm), Wall tile Cardoso Gray 330x330.

ESPESOR / THICKNESS

MATT
6mm / 12mm

6mm / 12mm

DISEÑO ÚNICO | ONE DESIGN

126"x63"
320x160



ETNA BLACK

[730]




Conference and Table Etna Black 730/20

ESPESOR / THICKNESS

MATT
6mm / 12mm

MULTICARA / MIX
DISEÑOS DIFERENTES / DIFFERENT DESIGNS
6mm / 12mm

126"x63"
320x160



MOON BLACK

[630]



Countertops Moon Black 300x600

ASTALE

ESPEZOR / THICKNESS

MATT

6mm / 12mm / 20mm

MULTICASA / MIX

EDIFICIOS DIFERENTES / 30 DIFERENTES DISEÑOS

6mm / 12mm / 20mm

126"x63"
320x160



PALOMASTONE LINEN

[940]



Wall Palomastone Linen 250110, Barcade Eleg 120x40 Floor Palomastone Linen 250110



ESPESOR / THICKNESS

MATT
6mm / 12mm

MULTICARA / MIX
= DISEÑOS DIFERENTES / = DIFFERENT DESIGNS
6mm / 12mm

126"x63"
320x160



TIVOLI WHITE

(121)



Wall Tivoli White 320x160 / Floor Tivoli White 165x60

ESPESOR / THICKNESS

MATT
6mm / 12mm

6mm / 12mm

DISEÑO ÚNICO | ONE DESIGN

126"x63"
320x160



URBAN WHITE

[490]



Wall Design White 60x200

ESPESOR / THICKNESS

MATT
6mm / 19mm

6mm / 19mm

DISEÑO ÚNICO | ONE DESIGN

126"x63"
320x160



COSMOPOLITA IVORY

[850]



Wall Cosmopolita Ivory 320x160

ASTALE

ESPESOR / THICKNESS:

MAT7

6mm / 19mm / 50mm

6mm / 19mm / 50mm

DISEÑO ÚNICO | ONE DESIGN

126"x63"
320x160



COSMOPOLITA GRAY

(800)



Countertop Cosmopolita (Gray 300x110)



ESPESOR / THICKNESS

MATT
6mm / 12mm

6mm / 12mm

DISEÑO ÚNICO | ONE DESIGN

126"x63"
320x160



COSMOPOLITA SILVER

[840]



Countertop and Wall Cosmopolita Silver 300cmx30



ASTALE

ESPESOR / THICKNESS

MATT

6mm / 10mm

MULTICARA / MIX

ESSENCIAS DIFERENTES / DIFFERENT DESIGNS

6mm / 10mm

126"x63"
320x160



BOREAL SAND

[171]



Countertops Boreal Sand 320x150; Table Marmelade 330x160

ESPESSOR / THICKNESS

MATT

6mm / 10mm

MULTICARA / MIX

ESSENCIE DIFFERENTE / DIFFERENT DESIGNS

6mm / 10mm

126"x63"
320x160



BOREAL UMBER

(170)



Boxed Lumber: 350x350



ASCALE

ESPESOR / THICKNESS

MATT
6mm / 12mm

MULTICABA / MIX
4 DISEÑOS DIFERENTES / 4 DIFFERENT DESIGNS
6mm / 12mm

126"x63"
320x160



MILLENNIUM COPPER

(198)



Wall Millennium Copper 300x180 Urban White 160x310

ESPESOR / THICKNESS

MATT


6mm / 12mm

MULTICARA / MIX

ESSENCIE DIFFERENTE / DIFFERENT DESIGNS

6mm / 10mm

126"x63"
320x160



MOMA RUSTEEL

[760]



Topis Momo Rusteel 320x360 (12mm), Wall Momo Rusteel 320x160 (6mm),
Floor Cristone Pulvis 160x160 (6mm)



Topis Momo Rusteel 320x360 (12mm), Wall Momo Rusteel 320x160 (6mm),
Floor tile Cristone Pulvis 160x160 (6mm)

ASTALE



ESPEJOR / THICKNESS

MATT

6mm / 12mm / 20mm

POLISHED

6mm / 12mm



ESPEJOR / THICKNESS

MATT


6mm

POLISHED

6mm

6mm / 12mm / 20mm

DESIGN UNICO / ONE DESIGN



6mm

DESIGN UNICO / ONE DESIGN



126"x63"
320x160

ALPI WHITE / GRUM BLACK

(880)

(920)



ASTALE



Crema White
(431)

Crema Silver
(432)

Crema Ivory
(433)

Crema Gray
(434)

Crema Black
(435)

ESPESOR / THICKNESS

MATT
12mm / 30mm

126'x63'
320x160



CROMA



	ESPEZOR / THICKNESS			ACABADOS / FINISHES	
	30 mm	12 mm	6 mm	MATE/MATT / SEDOSO/SOFT MATT	PULIDO/POLISHED
AMAZONITE SEAGREEN		●	●	●	●
CRYSTAL WHITE		●	●	●	●
LASRADDITE ROYALBLUE		●	●	●	●
PATAGONIA GOLD		●	●	●	●
ONICE BLACK		●	●	●	●
ONICE BLUE		●	●	●	●
ONICE SEAGREEN		●	●	●	●
ONICE WHITE		●	●	●	●
ALTO STATUARIO		●	●	●	●
ARABESCATTO WHITE		●	●	●	●
ARMANI SILVER	●	●	●	●	●
BAHIA SILVER		●	●	●	●
BELVEDERE BLACK	●	●	●	●	●
CROTONI PULVIS		●	●	●	●
DUCAL GOLD	●	●	●	●	●
GRASSI WHITE	●	●	●	●	●
LASA WHITE	●	●	●	●	●
LAURENT BLACK	●	●	●	●	●
MACCHIA VECCHIA GOLD	●	●	●	●	●
MARQUINA BLACK		●	●	●	●
MONTBLANC WHITE	●	●	●	●	●
TAJ MAHAL ALMOND	●	●	●	●	●
TORANO STATUARIO	●	●	●	●	●
VAGLI GOLD	●	●	●	●	●
VARESE ONICE			●	●	●
ALLURE BLACK	●	●	●	●	●
ARIZONA SAND		●	●	●	●
BORGOGNA SILVER		●	●	●	●
CARDOSO GRAY	●	●	●	●	●
ETNA BLACK		●	●	●	●
MOON BLACK		●	●	●	●
PALOMASTONE LINEN	●	●	●	●	●
TIVOLI WHITE		●	●	●	●
UREAN WHITE		●	●	●	●
COSMOPOLITA IVORY		●	●	●	●
COSMOPOLITA GRAY	●	●	●	●	●
COSMOPOLITA SILVER		●	●	●	●
BOREAL SAND		●	●	●	●
BOREAL UMBER		●	●	●	●
MILLENNIUM COPPER		●	●	●	●
MOMA RUSTEEL		●	●	●	●

ALPI WHITE
GRUM BLACK
CROMA WHITE
CROMA IVORY
CROMA SILVER
CROMA GRAY
CROMA BLACK

ESPESOR / THICKNESS

20mm	15mm	8mm
●	●	●
●	●	●
●	●	●
●	●	●
●	●	●
●	●	●

ACABADOS / FINISHES

MATEMATT	SEDOOSO / SOFT MATT	PULIDO / POLISHED
●		●
●		●
●		
●		
●		
●		

ESPECIFICACIONES TÉCNICAS
TECHNICAL SPECIFICATIONS
PACKING LIST

Tipo de corte Cut type	Espeesor Thickness (mm)	Ancho corte (cm) Cut Width	Peso neto neto (kg) Net weight	Nº mds. módulos disponibles Nº mds. available boards	Piezas / corte Pieces / Cut	Nº piezas Spms / Box	Kg / corte Kg/Box	Nº piezas 30" Nº pieces 30"	Nº piezas 40" Nº pieces 40"
Cobertura A forma 330x75cm	20	180	228	No variable	12	6744	6900	2	4
Cobertura A forma 330x75cm	15	180	202	No variable	22	1264	5584	2	4
Cobertura A forma 330x75cm	8	180	228	No variable	44	22524	2401	2	4
Corte horizontal Horizontal cut (845x75cm)	8	37	156	3	10	5100	350	6	18

EMBALAJE BUNDLE MADERA
PACKING IN WOODEN BUNDLES

FORMATO FORMAT	Espeesor Thickness (mm)	Ancho corte (cm) Cut Width	Peso neto neto (kg) Net weight	Nº piezas Spms / Bundle	Kg/m ² Kg/m ²	Kg/pieza Kg/piece
160x300	6-7.5	300/360	55x350x371 cm	5.12	14.48	74.14
160x300	10	360	55x350x371 cm	5.12	29	149
160x300	20	370	55x350x371 cm	5.12	46	236

DATOS EMBALAJE DE BUNDLE PACKAGING BUNDLE DATA				DATOS PARA CARGA DE BUNDLES LOADING BUNDLE DATA		
Nº BUNDLES	Piezas / Bundle Pieces / Bundle	BUNDLES (kg) Bundle (kg)	BUNDLE (mm) Bundle (mm)	Nº BUNDLES 30" Nº BUNDLES 30"	Kg 30" Kg 30"	Nº 30" Nº 30"
164.32	36	150	3519	7	10783	1290.24
102.4	20	130	3100	7	10687	716.60
51.44	10	150	3099	7	52744	430.06

CARACTERÍSTICAS TÉCNICAS TECHNICAL FEATURES

GRUPO. Bn. (UGL) Abertura de agua + 0,3n BPOW/Bn. (UGL) Water allowance + 0,3n		NORMAS DE ENLACE STANDARD	VALORES PRESCRITOS NORMA EN 1441 VALUE REQUIRED BY EN 1441 STANDARD	VALOR VALUE
Concordancia dimensional Dimensional features		ISO 10545-2		Cumple la norma Complies to standard
Alargamiento de agua Water elongation		ISO 10545-3	< 0,3%	0,08%
Resistencia a la tracción Modulus of tensile strength	Resistencia a la tracción Modulus of tensile strength Fuerza de tracción Tensile strength	ISO 10545-4	< 25 N / mm ² > 100 N	Valor medio 33 N/mm ² Valor medio 9000 N
Coefficiente de absorción Thermic coefficient		ISO 10545-5	Método de ensayo disponible Test method available	Valor medio 0,9 Average value essential on surface strength
Resistencia a la abrasión profunda (mm ³) Resistance to deep abrasion		ISO 10545-6	100-175 mm ³	Valor medio 140 mm ³
Dilatación térmica lineal Linear thermal expansion		ISO 10545-8	Método de ensayo disponible Test method available	< 10 x 10 ⁻⁶ °C ⁻¹
Resistencia al choque térmico Thermal shock resistance		ISO 10545-9	Método de ensayo disponible Test method available	Resiste Resists
Dilatación a la humedad Moisture expansion		ISO 10545-10	Valor declarado Declared value	0,01% (0,1 mm)
Resistencia a la helada Frost resistance		ISO 10545-11	Método de ensayo disponible Test method available	Resiste Resists
Resistencia química Chemical resistance	Soldes y bases Acids and bases Productos de limpieza o reactivos de pH ácido Cleaning products and pH/acidic agents	ISO 10545-13	Método de ensayo disponible Test method available Mínimo UE Minimum UE	Cumple la norma Complies to standard Clase UA Class UA
Resistencia a los manchas Resistance to stains		ISO 10545-14	Mínimo clase 5 Minimum class 5	None (Min. Class 5 Fulde (Minimum) Class 5-4
Exceso de sodio y plomo en mg/100g ² Content with lead sodium in mg/100g ²		ISO 10545-15	Método de ensayo disponible Test method available	Aceptable None

PROYECTOS
PROJECTS





OFICINAS / HEADQUARTERS

CTRA. CASTELLÓN, 112
ALCOBA, 12110 (CASTELLÓN)
+34 984784343

CENTRO LOGÍSTICO / LOADING ADDRESS

CENTRO LOGÍSTICO 11,
CTRA. CASTELLÓN / ALCOBA
PZA. POLIGONO 4, 4 84-12
SAN JUAN DE MORO, 12130
(CASTELLÓN)
+34 984784343
info@alcala.es