



MUNICIPIO DE TECALI DE HERRERA PUE.
 ESTADO ANALÍTICO DEL EJERCICIO DEL PRESUPUESTO DE EGRESOS
 CLASIFICACIÓN ADMINISTRATIVA
 Del 1 de Enero al 31 de Julio de 2020
 (Cifras en pesos)


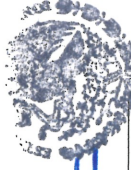
Concepto	Egreso Aprobado (1)	Ampliaciones/Reducciones (2)	Egreso Modificado (3=1+2)	Egreso Devengado (4)	Egreso Pagado (5)	Subejercicio (6=3-4)
3	61,819,488.00	1,159,120.77	62,978,608.77	28,706,136.87	27,612,803.41	34,272,471.90
3.1	61,819,488.00	1,159,120.77	62,978,608.77	28,706,136.87	27,612,803.41	34,272,471.90
3.1.1	61,819,488.00	1,159,120.77	62,978,608.77	28,706,136.87	27,612,803.41	34,272,471.90
3.1.1.1	61,819,488.00	1,159,120.77	62,978,608.77	28,706,136.87	27,612,803.41	34,272,471.90
3.1.1.1.1	61,819,488.00	1,159,120.77	62,978,608.77	28,706,136.87	27,612,803.41	34,272,471.90
(AYUNTAMIENTO)						
3.1.1.1.1.1	61,819,488.00	1,159,120.77	62,978,608.77	28,706,136.87	27,612,803.41	34,272,471.90
000	0.00	0.00	0.00	0.00	0.00	0.00
01	3,240,000.00	605,010.45	3,845,010.45	2,216,344.94	2,188,268.44	1,628,665.51
02	3,413,000.00	-390,655.17	3,022,344.83	1,988,361.35	1,717,038.34	1,033,983.48
03	2,238,999.96	-94,881.77	2,144,118.19	1,189,893.84	881,174.84	954,224.35
04	954,000.00	-4,943.16	949,056.84	142,163.38	142,163.38	806,893.46
05	1,780,380.82	-209,646.07	1,570,734.75	728,031.67	728,031.67	842,703.08
06	2,176,000.00	-456,868.85	1,719,131.15	1,231,771.80	1,231,671.80	487,359.35
07	700,000.00	187,000.00	887,000.00	886,000.00	873,500.00	1,000.00
08	31,536,652.04	1,106,397.42	32,643,049.46	13,520,636.75	13,216,778.80	19,122,412.71
09	0.00	0.00	0.00	0.00	0.00	0.00
10	3,997,500.00	606,306.55	4,603,806.55	2,922,238.54	2,931,733.52	1,681,568.01
11	2,075,000.00	30,493.14	2,105,493.14	1,133,336.35	960,004.72	972,156.79
12	1,238,000.00	-144,390.19	1,093,609.81	287,589.77	287,489.77	806,020.04
13	210,000.00	0.00	210,000.00	24,503.62	24,503.62	185,496.38
14	2,756,336.00	-435,306.19	2,321,029.81	190,992.62	191,195.62	2,130,037.19
15	504,000.00	-2,460.34	501,539.66	34,419.25	34,419.25	467,120.41
16	278,000.00	65,844.24	343,844.24	154,041.07	154,041.07	189,803.17
17	431,000.00	4,640.00	435,640.00	82,472.20	82,472.20	353,167.80
18	255,000.00	0.00	255,000.00	19,399.34	19,399.34	235,600.66
19	2,288,619.18	352,748.73	2,641,367.91	1,636,629.27	1,631,605.92	1,004,738.64
20	5,000.00	0.00	5,000.00	0.00	0.00	5,000.00
21	130,000.00	0.00	130,000.00	34,820.40	34,820.40	95,179.60
22	575,000.00	-71,032.79	503,967.21	145,606.88	145,606.88	358,360.33
23	1,037,000.00	10,864.77	1,047,864.77	136,883.83	136,883.83	910,980.94
TOTAL DEL GASTO	61,819,488.00	1,159,120.77	62,978,608.77	28,706,136.87	27,612,803.41	34,272,471.90



Bajo protesta de decir verdad declaramos que los Estados Financieros y sus notas, son razonablemente correctos y son responsabilidad del emisor.

ESTADO ANALÍTICO DEL EJERCICIO DEL PRESUPUESTO DE EGRESOS
CLASIFICACIÓN ADMINISTRATIVA

Del 1 de Enero al 31 de Julio de 2020
(Cifras en pesos)



L.E. ERASTO AMADOR BAEZ
PRESIDENTE MUNICIPAL
Ayuntamiento 2018-2021
PRESIDENCIA MUNICIPAL



C.P. BRENDA CRISTAL QUINTANA MENDOZA
TESORERA MUNICIPAL
Ayuntamiento 2018-2021
TESORERÍA



M.C. MAYELI SANCHEZ GARCIA
SECRETARÍA GENERAL
Ayuntamiento 2018-2021
SECRETARÍA GENERAL