

# No Sew Shakespeare

Use this step-by-step guide, created by DCPA costume designer Meghan Anderson Doyle, to design and make Shakespearian costumes with inexpensive and readily accessible materials. No needle and thread necessary! Students will have fun using their imagination to take ownership of their Shakespeare Festival look. All of the illustrations can be constructed with a pair of scissors and the following supplies:

Plain colored T shirts

Shoe Laces

Scarves

Pillow cases

Skirts, belts, boots and leggings from the thrift store




**DENVER CENTER** FOR THE  
**PERFORMING ARTS**  
Education

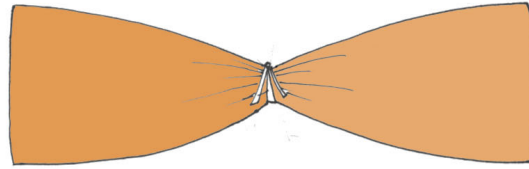
We offer a wide variety of classes for the budding theatre artist at every age and any skill level. For educators, we provide training, study guides, field trips and in-school workshops to help you activate a love of theatre in all students. For more information visit [denvercenter.org/education](https://denvercenter.org/education).

## Wings

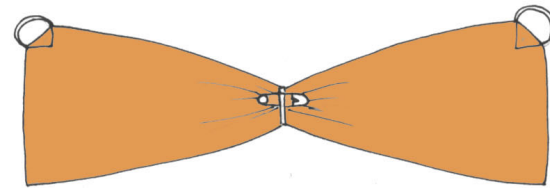
1.



2.




3.

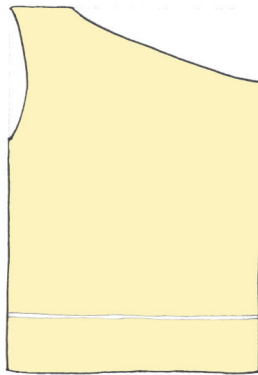


Pillowcase Tunic  
with one shoulder

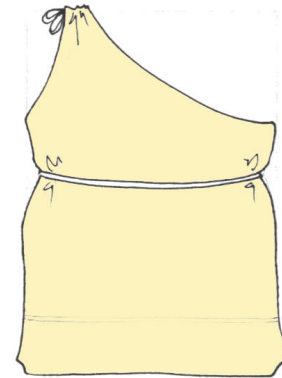
1.



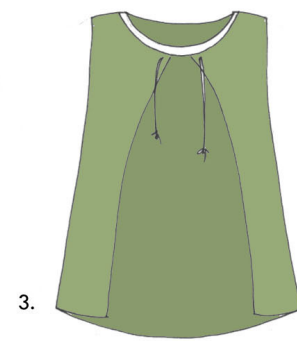
2.



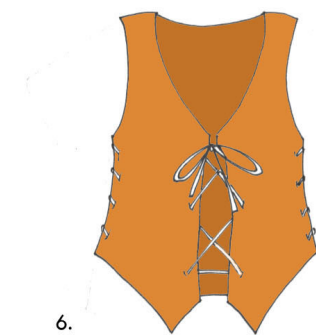
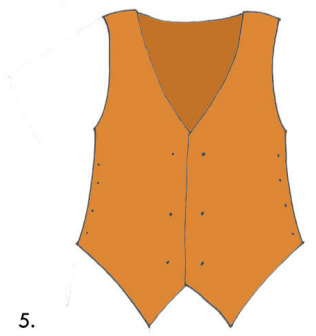
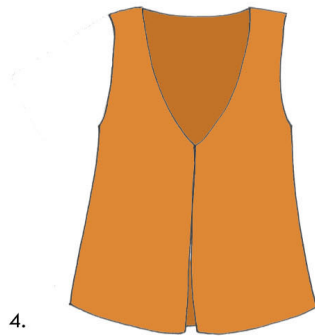
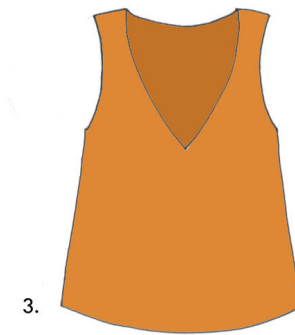
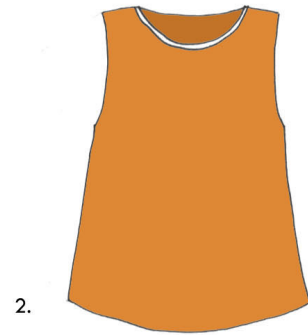
3.



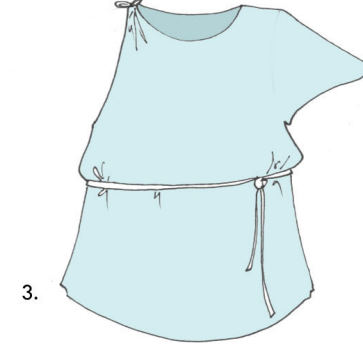


## Cloak



## Bodice




T-Shirt Tunic  
with one sleeve

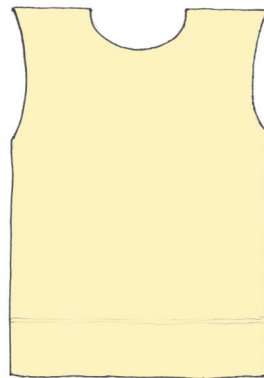


## Pillowcase Tunic

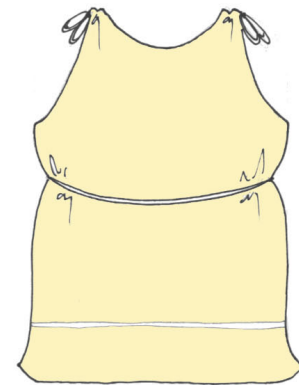
1.



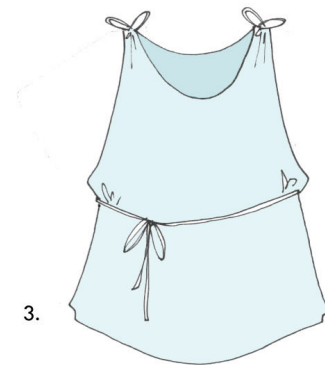
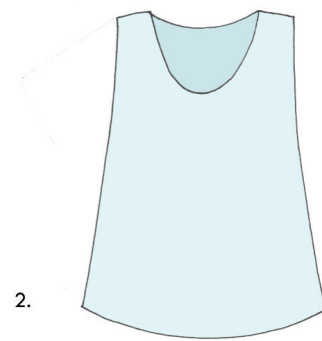

2.



3.

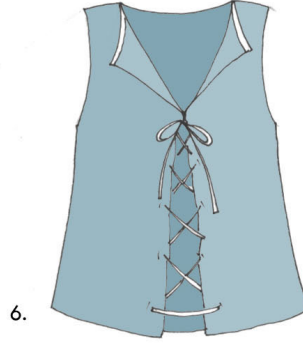


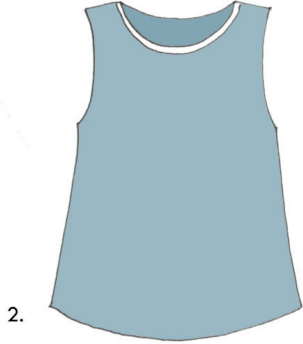
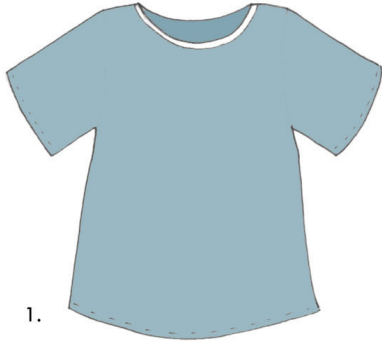


## T-Shirt Tunic

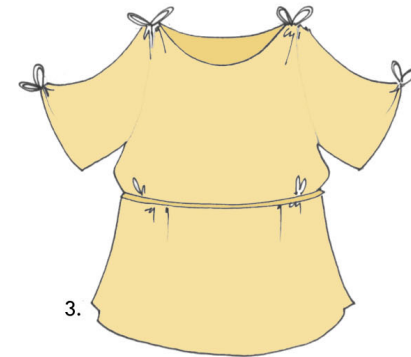
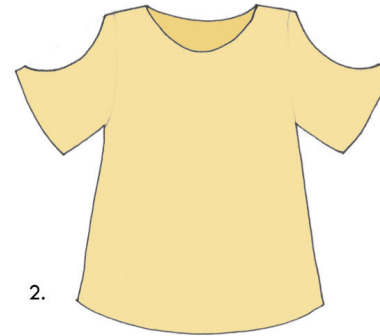




Vest  
with lacing option



T-Shirt Tunic  
with sleeves



Tabbard  
with lacing option

