
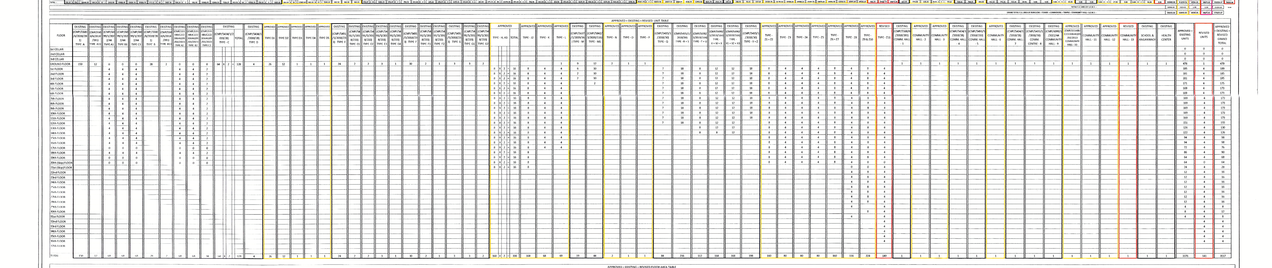
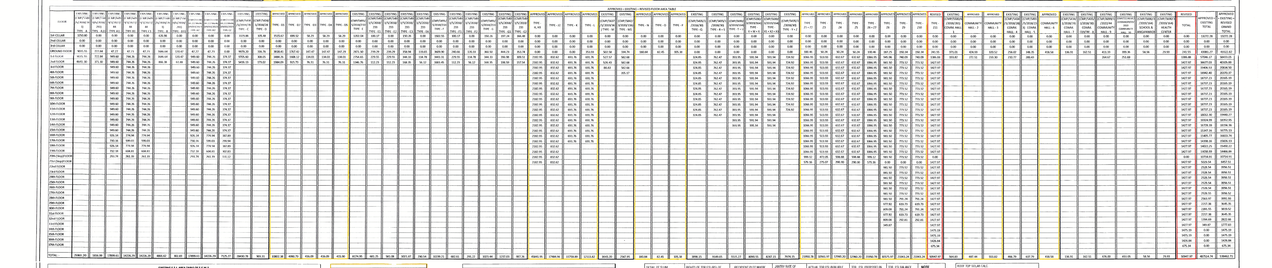

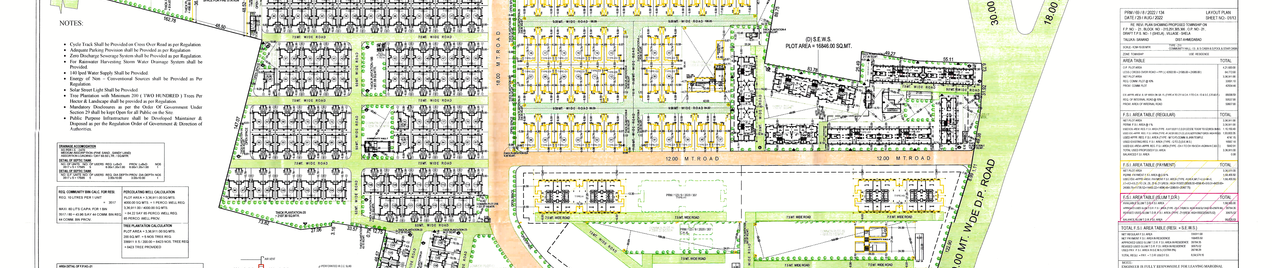


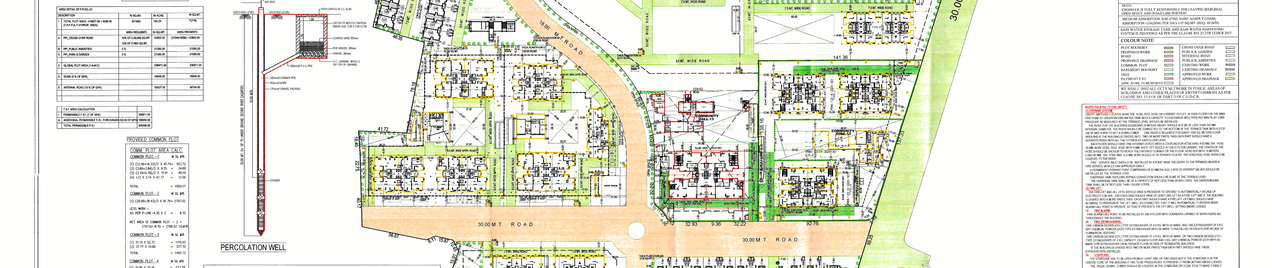


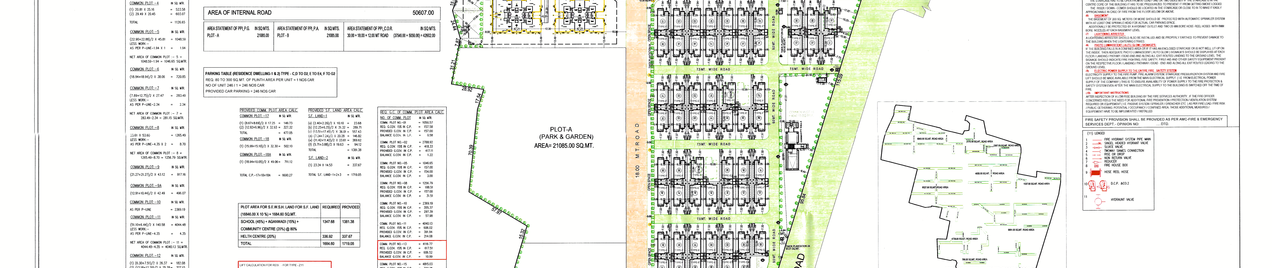




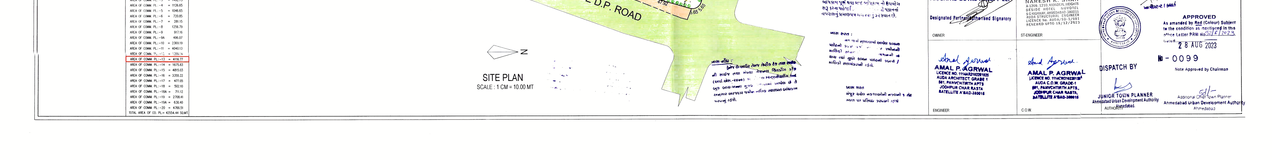












S.E.W.S DENSITY		
10000 Sq. Mtrs.	(1 Hector)	400 Units
16986 Sq. Mtrs.		1050 Units
Provided Units		945 Units

PAYMENT F.S.I. OF S.E.W.S.		
PERMISABLE F.S.I. REGULAR	1 : 1	16986.00
PERMISABLE F.S.I. PAYMENT	0.50	8423.00
PAYMENT PERMISABLE F.S.I. EXTRA (TOTAL USED F.S.I 17526.25)	0.05	26791.29
TOTAL PERMISABLE FSI AREA OF SEWS : -		**54066.29**

APPROVED + EXISTING + REVISED - USED F.S.I. AREA OF S.E.W.S	
APPROVED + EXIST. USED S.E.W.S F.S.I. AREA OF BLOCK G TO Z	47962.33
(CMP/3404/1/2018/33) USED F.S.I. AREA OF TWIN BUNGLOW	304.56
(CMP/3491/1/2018/233) USED F.S.I. AREA OF INDIVIDUAL BUNGLOW (SERVANT ROOM + TOILET) (9.62 x 46 Units)	454.10
APPROVED USED F.S.I. AREA IN TOWER R & L (SERVANT ROOM + TOILET) (5.67 x 195 Units)	1151.92
(CMP/3491/1/2018/233) USED F.S.I. AREA OF INDIVIDUAL BUNGLOW (SERVANT ROOM + TOILET) (9.50 X 5 Units)	55.84
(CMP/3491/1/2018/233) USED F.S.I. AREA OF INDIVIDUAL BUNGLOW (SERVANT ROOM + TOILET) (9.50 X 1 Units)	9.50
APPROVED USED F.S.I. AREA IN TOWER Z3 (SERVANT ROOM + TOILET (7.46 x 38 Units) + (8.07 x 2 Units)	299.62
APPROVED USED F.S.I. AREA IN TOWER Z4 & Z2A (SERVANT ROOM + TOILET (8.24 x 208 Units) + (12.38 x 68 Units)	1905.68
REVISED USED F.S.I. AREA IN TOWER Z11 (SERVANT ROOM + TOILET (12.66 x 64 Units) + (11.91 x 86 Units)	1679.04
TOTAL APPR. + EXIST. + REVI. F.S.I. AREA OF S.E.W.S. : -	**54017.29**
BALANCE EXTRA F.S.I. OF S.E.W.S. : -	48.96

LAYOUT TDR ON BUNGLOW IN DEPOSITE PLOT	LAYOUT TDR ON BUNGLOW IN DEPOSITE PLOT (BY PAY SCHEME)	LAYOUT TDR ON BUNGLOW IN DEPOSITE PLOT (FOR SCHEME)	LAYOUT TDR ON BUNGLOW IN DEPOSITE PLOT (FOR SCHEME)	TDR ON BUNGLOW IN RESERVATION
TP. 21 (MANNAT) F.P. 443 - 450/P - 454/P (Revision to chapter)	T.P. SCHEME NO. 21 (SARKHEJ) F.P. NO. 215	RESERVATION PLOT PROPOSED TDR TO BE USED	RESERVATION PLOT PROPOSED TDR TO BE USED	T.P. SCHEME NO. 21 (SARKHEJ) F.P. NO. 215
R. M. M. PLOT)	R.M.M. PLOT)	130.00 (0.32 MT)	85.00 (0.32 MT)	13 DEC 1 DEC - 28 FEB ATTACH

NOTE
R.G. Permission

LAY OUT VALUE AS
TOTAL NET TDR UNDER PROP. = 19290
TOTAL TDR ON BUNGLOW = 4188
TOTAL CONSUMED TDR
1 BHK X 500 SQ.MT. = 500.00
2 BHK X 1000 SQ.MT. = 1000.00
1.5 BHK = 1500 SQ.MT. = 2 BHK ATTACH

KEY PLAN
SCALE : 1CM=40MT

NOTES:

- Cycle Track Shall be Provided on Cross Div.e Road as per Regulation
- Adequate Parking Provision shall be Provided as per Regulation
- Zero Discharge Sewerage System shall be Provided as per Regulation
- Rain Water Harvesting System /Storm Water Drainage System shall be Provided
- 140 lpcd Water Supply Shall be Provided
- Energy of Non - Conventional Source shall be Provided as Per Rule
- Solar Street Light Shall be Provided
- Tree Plantation with Minimum 200 (TWO HUNDRED) Trees Per Hector & Landscape shall be provided as per Regulation
- Mandatory Disclosures as per the Order Of Government Under Section 29 shall be kept Open for all Public on the Site
- The Owner/Developer/Builder shall Provide Maintainer & Disposal as per the Regulation Order of Government & Direction of Authorities.

RESERVATION ACCOMODATION	
SECTOR NO. / TOWN NAME	SARKHEJ
RESERVATION NO. / SCHEME NO. / F.P. NO. / T.P. NO.	T.P. SCHEME NO. 21 (SARKHEJ) F.P. NO. 215
DETAIL OF RESERVATION	
AREA OF RESERVATION	AREA RECD. AS PER PROV. DA/ NAP'S NOC
16211.47 SQ.MT.	16211.47 SQ.MT.

REG. COMMUNITY BIN CALC. FOR TDR:	PERCOLATION WELL CALCULATION:
REQ. 10 LITRES PER 1 UNIT =	PLOT AREA = 3,34,611.00 SQ.MTS.
945 X 10 LITRES = 9450 LITRES	10% OF PLOT AREA FOR PERCOLATION WELL
9450 / 80 LITR CAPA. PER 1 bin = 118.13 = 120 NOS EACH 80 LITRE BIN REQ.	= 34,122 SQ. MTS.
30/01 / 80 = 40.00 EACH 80 LITRE BIN REQ.	34,122 SQ. MTS. PERCOLATION WELL REQ.
40 LITRE BIN PROV.	30 PERCOLATION WELL PROV.
	TREE PLANTATION CALCULATION
	200 TREES PER HECTOR AREA
	200 SQ.MT. = 4 TREES TREES REQ.
	33611 X 5 / 200.00 = 840 NOS TREES REQ.
	= 1682 TREES PROVIDED

AREA DETAIL AT STAGE			
DESCRIPTION	IN SQ.MT.	IN SQ.FEET	IN SQ.MT.
1 TYPE PLOT AREA =AREA OF =AREA (TYPE A + TYPE B + TYPE C)	AREA REQUIRED	IN SQ.MT.	AREA PROVIDED
2	10% OF LOWER SLAB	45000.00	(STAIR+LIFT)= 1500.00
3 PP. LEGAL UP ROAD	1/3	15000.00	37500.00
4 PP. PARK & GARDEN	2/3	21085.00	21085.00
5 GLOBAL PLOT AREA (1+2+3+4)		81085.00	60007.00
6 BUILT UP 50%		50000.00	30003.50
7 INTERNAL ROAD 15 % OF (5+6)		50007.00	9004.05
8			
9			
10			
11			
12			
13			