



**TRIUNFO**  
WATER & SANITATION DISTRICT

**Fiscal Years 2020-2021 & 2021-2022  
Proposed Budget**

*July 1, 2020 – June 30, 2022*

May 18, 2020



# TRIUNFO

## WATER & SANITATION DISTRICT

### 2020 Board of Directors

James Wall, Chair

Raymond Tjulander, Vice Chair

Jane Nye

Janna Orkney

Leon Shapiro

### Contract Staff

Mark Norris – TWSD General Manager – 658-4621

Chris Theisen – VRSD General Manager – 658-4600

Tina Rivera – VRSD Director of Finance – 658-4646

Matthew Baumgardner – VRSD Director of Operations – 658-4674

Richard Jones – VRSD Operations Manager – 658-4657

Juliet Rodriguez – VRSD Clerk of the Board – 658-4642

### Legal Counsel

John Mathews (Arnold LaRochelle Mathews VanConas & Zirbel LLP) – 988-9886

# Table of Contents

<b>Executive Summary .....</b>	<b>5</b>
<b>Consolidated Budget.....</b>	<b>11</b>
<b>Central Administration .....</b>	<b>15</b>
<b>Wastewater Division .....</b>	<b>21</b>
<b>Potable Water Division.....</b>	<b>55</b>
<b>Recycled Water Division .....</b>	<b>81</b>
<b>Supplemental Information .....</b>	<b>89</b>
<b>VRSD Contract Services to TSD.....</b>	<b>91</b>
Project Summary – Budget Comparison .....	93
Hourly Rates.....	95
Equipment & Supply (Consumable) Rates .....	96
Contract Labor Estimate – Hours by Classification .....	98
Contract Labor Estimate – Dollars by Classification .....	106
Contract Services Cost Analysis by Project.....	114
<b>Las Virgenes – Triunfo JPA Draft FY2020-21 and FY2021-22 Budget.....</b>	<b>133</b>
Operations Summary .....	134
Recycled Water Wholesale Rate Computations.....	137
CIP Projects.....	149
<b>Reserve Level Policy (Adopted 01/27/2020).....</b>	<b>171</b>
<b>Reserve Analysis .....</b>	<b>175</b>
<b>Debt Service .....</b>	<b>177</b>
<b>Membership Dues, Conferences &amp; Seminars .....</b>	<b>179</b>
<b>Ordinance No. TSD-250 (Proposed 05/18/2020) – Wastewater Fees .....</b>	<b>181</b>
<b>Ordinance No. TSD-350 (Proposed 05/18/2020) – Potable Water Fees.....</b>	<b>189</b>
<b>Ordinance No. TSD-450 (Proposed 05/18/2020) – Recycled Water Fees.....</b>	<b>195</b>
<b>Budget Glossary.....</b>	<b>199</b>

**THIS PAGE INTENTIONALLY LEFT BLANK**

# **Executive Summary .....**



**TRIUNFO**  
WATER & SANITATION DISTRICT

**EXECUTIVE  
SUMMARY  
TO BE  
INCLUDED  
LATER**

**EXECUTIVE  
SUMMARY  
TO BE  
INCLUDED  
LATER**

**EXECUTIVE  
SUMMARY  
TO BE  
INCLUDED  
LATER**



**EXECUTIVE  
SUMMARY  
TO BE  
INCLUDED  
LATER**

**EXECUTIVE  
SUMMARY  
TO BE  
INCLUDED  
LATER**

**Consolidated Budget.....**

**TRIUNFO WATER & SANITATION DISTRICT**  
**FISCAL YEAR 2021 & 2022 BUDGET SUMMARY**  
**CONSOLIDATED**

Description	Actual FY 2017 Yearend	Actual FY 2018 Yearend	Actual FY 2019 Yearend	Adjusted FY 2020 Budget	Estimated FY 2020 Yearend	Proposed FY 2021 Budget	Proposed FY 2022 Budget
<b>Operating revenues:</b>							
Fees, sales	\$ 14,638,499	\$ 16,978,210	\$ 16,953,395	\$ 18,902,477	\$ 18,575,733	\$ 20,868,757	\$ 23,131,882
Service charges	1,679,051	2,034,687	2,110,905	2,151,160	2,176,811	2,263,044	2,390,866
Rental revenue - Cell Towers	111,672	175,394	171,928	176,020	190,631	181,768	186,313
Penalty revenue	92,983	109,754	93,234	93,960	101,076	99,960	103,459
Other revenue	183,402	107,609	585,664	97,500	292,079	198,887	205,848
<b>Total operating revenues</b>	<b>16,705,608</b>	<b>19,405,654</b>	<b>19,915,126</b>	<b>21,421,117</b>	<b>21,336,330</b>	<b>23,612,416</b>	<b>26,018,368</b> [1]
<b>Operating expenses:</b>							
Wastewater treatment, Potable & R/W purchase	8,649,458	8,393,124	8,256,057	8,942,180	8,762,300	9,094,505	9,254,686 [2]
VRSD contract services - Operations	2,396,920	2,969,457	3,805,475	3,700,393	3,681,350	3,902,593	4,050,697 [3]
VRSD contract services - Administration	1,289,744	1,348,034	1,546,568	1,424,821	1,352,738	1,136,560	1,176,340 [3]
Operating materials and supplies	-	-	-	-	-	-	-
Contract services	-	-	-	-	-	-	-
Professional services	230,423	103,494	504,359	791,921	689,210	917,540	949,654 [4]
Insurance	53,993	67,872	72,254	88,104	88,556	119,896	124,092 [5]
Board member fees and reimbursable expenses	49,998	57,074	63,957	76,455	56,019	76,455	79,131 [6]
Membership and dues	21,648	30,953	43,802	51,073	40,741	53,830	55,714 [7]
Conference and seminars	11,228	33,313	27,752	48,423	17,040	48,423	50,118 [8]
Management and administrative	22,751	102,168	101,368	28,200	18,142	40,307	35,706 [9]
Utilities	145,292	161,221	198,526	218,730	167,263	206,230	213,448 [10]
Bank service charges	-	-	52,856	54,000	50,232	54,000	55,890 [11]
Permits, licenses and fees	258,176	301,560	322,338	260,578	231,680	281,902	221,905 [12]
<b>Total operating expenses</b>	<b>13,129,633</b>	<b>13,568,268</b>	<b>14,995,312</b>	<b>15,684,877</b>	<b>15,155,272</b>	<b>15,932,241</b>	<b>16,267,381</b>
<b>Operating income(loss) before depreciation</b>	<b>3,575,975</b>	<b>5,837,386</b>	<b>4,919,814</b>	<b>5,736,240</b>	<b>6,181,058</b>	<b>7,680,176</b>	<b>9,750,987</b>
Depreciation and amortization	1,271,389	1,563,459	1,526,799	1,497,496	1,527,031	1,439,723	1,439,723
<b>Operating income(loss)</b>	<b>2,304,587</b>	<b>4,273,927</b>	<b>3,393,015</b>	<b>4,238,744</b>	<b>4,654,026</b>	<b>6,240,453</b>	<b>8,311,264</b>
<b>Non-operating revenues(expenses):</b>							
Interest and investment earnings	50,627	160,050	335,873	300,708	240,481	253,581	33,075
Gain(loss) on sales and/or disposals of assets	-	-	-	-	-	-	-
Debt service interest expense	( 444,336 )	( 684,922 )	( 645,601 )	( 619,507 )	( 619,507 )	( 577,730 )	( 534,374 ) [13]
Contributed capital assets	-	-	-	-	-	-	-
Overhead cost allocation	-	-	-	-	0	-	-
Other, net	-	-	-	-	-	-	-
<b>Total non-operating revenues(expenses)</b>	<b>( 393,709 )</b>	<b>( 524,873 )</b>	<b>( 309,728 )</b>	<b>( 318,799 )</b>	<b>( 379,026 )</b>	<b>( 324,149 )</b>	<b>( 501,299 )</b>
<b>Change in net assets before capital expenses</b>	<b>\$ 1,910,878</b>	<b>\$ 3,749,055</b>	<b>\$ 3,083,287</b>	<b>\$ 3,919,945</b>	<b>\$ 4,275,000</b>	<b>\$ 5,916,303</b>	<b>\$ 7,809,965</b> [14]
Capital expenses	1,874,056	1,744,428	1,610,974	5,253,302	5,253,302	4,188,461	5,010,576 [15]
Capital expenses - contra	-	-	-	-	-	-	-
<b>Capital expenses, net</b>	<b>1,874,056</b>	<b>1,744,428</b>	<b>1,610,974</b>	<b>5,253,302</b>	<b>5,253,302</b>	<b>4,188,461</b>	<b>5,010,576</b>
<b>Change in net assets</b>	<b>\$ 36,822</b>	<b>\$ 2,004,627</b>	<b>\$ 1,472,313</b>	<b>\$ ( 1,333,357 )</b>	<b>\$ ( 978,302 )</b>	<b>\$ 1,727,843</b>	<b>\$ 2,799,389</b>

**TRIUNFO WATER & SANITATION DISTRICT**  
**FISCAL YEAR 2021 & 2022 BUDGET SUMMARY**  
**CONSOLIDATED**

**COMMENTS**

The Consolidated budget summary provides a single page view of Central Administration, Wastewater, Potable Water, and Recycled Water, budget division activities, which includes Capital Expenses.

- [1] Estimated FY2021 Operating Revenues include approximately \$11.43M in Wastewater, \$9.1M in Potable Water, and \$3.08M in Recycled Water. Estimated FY2022 Operating Revenues include approximately \$13.07M in Wastewater, \$9.73M in Potable Water, and \$3.22M in Recycled Water. For a detailed breakdown of Operating Revenue within each segment, please see pages 22-23, 56-57, and 82-83.
- [2] Estimated FY2021 expenses include approximately \$4.94M for wastewater treatment, \$3.52M for the purchase of potable water, and \$0.64M for the purchase of recycled water. Estimated FY2022 expenses include approximately \$4.93M for wastewater treatment, \$3.64M for the purchase of potable water, and \$0.68M for the purchase of recycled water. For a detailed breakdown within each segment, please see pages 22-23, 56-57, and 82-83.
- [3] For a detailed breakdown of FY2021 VRSD Contract Services within each project, please see pages 18-20, 25-53, 59-79, and 85-88. Additionally, VRSD's Proposed Fiscal Year 2021 Contract Services document can be found on pages 91-132.
- [4] Budgeted items for FY2021 include \$728.9K for the core management team: 2,080 hours for TWSD General Manager Mark Norris (\$273.5K), 1,600 hours for Doyle Consulting Services (\$197.6K), 1,200 hours for Vickie Dragan Consulting (\$149.4K), and 1,100 hours for Chi Hermann Consulting (\$108.4K). Additional expenses include baseline legal fees (\$70K), as-needed engineering consultant contracts (\$50K), a benchmarking study (\$35K), fees for the TWSD audit (\$24.5K), TSD's share of the JPA audit (\$5K), marketing and advertising/sponsorship (\$2.2K), and website design (\$2K).
- [5] FY2021 budgeted items include liability insurance (\$68.9K), the Recycled Water system (\$26K), the AMI system (\$24.4K), and workers' compensation (\$0.6K).
- [6] This includes 315 days of service, which are primarily at TWSD Board Meetings, JPA Board Meetings, committee meetings, training, CASA attendance, ACWA attendance, CSDA attendance, and lobbying efforts in Washington DC.
- [7] For a detailed breakdown, please see page 179.
- [8] For a detailed breakdown, please see page 179.
- [9] FY2021 management and administrative expenses include tax collector fees to collect sewer fees through the tax rolls (\$28.1K), biennial election fees (\$9K), and water conservation rebates (\$3.2K). Election fees are not budgeted in FY2022.
- [10] Utilities are comprised of water, electricity, and telephone services, including a toll-free 800 telephone number.
- [11] Paymentus credit card service fees. Prior to FY2019, this expense was budgeted within Permits, Licenses, and Fees.
- [12] FY2021 expenses are primarily comprised of capacity reservation charges and capacity rights obligations to the City of Los Angeles for use of the Tillman treatment plant (\$222.8K); SWRCB, Encroachment, and EHD (\$23K); and LAFCO (\$11.4K).
- [13] For a detailed breakdown of debt service, please see page 177.
- [14] On a consolidated basis, it is estimated that Triunfo Water & Sanitation District FY2021 revenues will exceed expenses by approximately \$5.92M before capital. Additionally, estimated FY2022 revenues will exceed expenses by approximately \$7.81M before capital.
- [15] For a list of all capital projects, please see pages 24, 58, and 84. Joint Powers Authority related capital improvement projects are also identified and discussed in the attached *Las Virgenes - Triunfo Joint Powers Authority Draft FY2020-21 & FY2021-22 Budget* (Pages 149-169).

**THIS PAGE INTENTIONALLY LEFT BLANK**

**Central Administration .....**

**TRIUNFO WATER & SANITATION DISTRICT**  
**FISCAL YEAR 2021 & 2022 BUDGET SUMMARY**  
**CENTRAL ADMINISTRATION**

Description	Actual FY 2017 Yearend	Actual FY 2018 Yearend	Actual FY 2019 Yearend	Adjusted FY 2020 Budget	Estimated FY 2020 Yearend	Proposed FY 2021 Budget	Proposed FY 2022 Budget
<b>Operating revenues:</b>							
Fees, sales	\$ -	\$ -	\$ -	\$ -	\$ -	\$ -	\$ -
Service charges	-	-	-	-	-	-	-
Rental revenue - Cell Towers	-	-	-	-	-	-	-
Penalty revenue	-	-	-	-	-	-	-
Other revenue	-	-	-	-	-	-	-
<b>Total operating revenues</b>	<b>-</b>	<b>-</b>	<b>-</b>	<b>-</b>	<b>-</b>	<b>-</b>	<b>-</b>
<b>Operating expenses:</b>							
Wastewater treatment, Potable & R/W purchase	-	-	-	-	-	-	-
VRSD contract services - Operations	-	-	-	-	-	-	-
VRSD contract services - Administration	692,745	884,718	947,561	846,229	788,233	623,462	645,283 [1]
Operating materials and supplies	-	-	-	-	-	-	-
Contract services	-	-	-	-	-	-	-
Professional services	54,905	64,869	107,469	484,575	356,162	553,840	573,224 [2]
Insurance	42,890	36,953	36,187	51,440	35,872	69,521	71,954 [3]
Board member fees and reimbursable expenses	49,850	57,074	62,219	61,524	55,551	61,524	63,677 [4]
Membership and dues	6,684	7,312	7,739	8,780	10,401	8,930	9,243 [5]
Conference and seminars	3,407	7,070	2,422	9,160	2,142	9,160	9,481 [6]
Management and administrative	1,743	594	741	-	-	9,000	- [7]
Utilities	-	-	-	-	-	-	-
Bank service charges	-	-	-	-	-	-	-
Permits, licenses and fees	10,160	9,906	10,028	12,971	14,605	13,515	13,988 [8]
<b>Total operating expenses</b>	<b>862,384</b>	<b>1,068,495</b>	<b>1,174,366</b>	<b>1,474,679</b>	<b>1,262,967</b>	<b>1,348,952</b>	<b>1,386,851</b>
<b>Operating income(loss) before depreciation</b>	<b>( 862,384 )</b>	<b>( 1,068,495 )</b>	<b>( 1,174,366 )</b>	<b>( 1,474,679 )</b>	<b>( 1,262,967 )</b>	<b>( 1,348,952 )</b>	<b>( 1,386,851 )</b>
Depreciation and amortization	-	-	-	-	-	-	-
<b>Operating income(loss)</b>	<b>( 862,384 )</b>	<b>( 1,068,495 )</b>	<b>( 1,174,366 )</b>	<b>( 1,474,679 )</b>	<b>( 1,262,967 )</b>	<b>( 1,348,952 )</b>	<b>( 1,386,851 )</b>
<b>Non-operating revenues(expenses):</b>							
Interest and investment earnings	75	95	1,176	-	3,607	-	-
Gain(loss) on sales and/or disposals of assets	-	-	-	-	-	-	-
Debt service interest expense	-	-	-	-	-	-	-
Contributed capital assets	-	-	-	-	-	-	-
Overhead cost allocation	862,309	1,068,400	1,173,190	1,474,679	1,259,360	1,348,952	1,386,851 [9]
Other, net	-	-	-	-	-	-	-
<b>Total non-operating revenues(expenses)</b>	<b>862,384</b>	<b>1,068,495</b>	<b>1,174,366</b>	<b>1,474,679</b>	<b>1,262,967</b>	<b>1,348,952</b>	<b>1,386,851</b>
<b>Change in net assets before capital expenses</b>	<b>\$ 0</b>	<b>\$ (0)</b>	<b>\$ 0</b>	<b>\$ 0</b>	<b>\$ 0</b>	<b>\$ (0)</b>	<b>\$ 0</b>
Capital expenses	-	-	-	-	-	-	-
Capital expenses - contra	-	-	-	-	-	-	-
<b>Capital expenses, net</b>	<b>-</b>	<b>-</b>	<b>-</b>	<b>-</b>	<b>-</b>	<b>-</b>	<b>-</b>
<b>Change in net assets</b>	<b>\$ 0</b>	<b>\$ (0)</b>	<b>\$ 0</b>	<b>\$ 0</b>	<b>\$ 0</b>	<b>\$ (0)</b>	<b>\$ 0</b>



**TRIUNFO WATER & SANITATION DISTRICT**  
**FISCAL YEAR 2021 & 2022 BUDGET SUMMARY**  
*CENTRAL ADMINISTRATION*

**COMMENTS**

- [1] For a detailed breakdown of VRSD Contract Services within each project, please see pages 18-20.
- [2] FY2021 Professional Services includes the following estimates: \$415.2K for the core management team (\$186.7K for TWSD General Manager Mark Norris, \$149.4K for Vickie Dragan Consulting, and \$79K for Doyle Consulting Services), \$70K for baseline legal fees, \$35K for a benchmarking study, \$24.5K for TWSD auditors, \$5K for TWSD's share of the JPA's audit, \$2.2K for marketing and advertising/sponsorship, and \$2K for website design.
- [3] Liability (CSRMA - \$68.9K for FY2021) and workers compensation (State Compensation Insurance Fund - \$0.6K for FY2021) insurance costs.
- [4] Board Member fees and expenses include days of service for TWSD Board Members, which are anticipated to average 4.2 days per member per month. Days of service are primarily comprised of TWSD Board Meetings, JPA Board Meetings, committee meetings, training, and CSDA attendance.
- [5] Membership and Dues include CSDA, VCSDA, and \$1.1K in other memberships and dues. For a detailed breakdown of FY2021, please see page 179.
- [6] Conference and Seminars include CASA and \$5K in other conferences and seminars. For a detailed breakdown, please see page 179.
- [7] FY2021 includes money for a biennial TWSD Board of Directors election. That expense will be budgeted again in FY2023.
- [8] FY2021 Permits, Licenses, & Fees includes the following estimates: \$11.4K in LAFCO fees and \$2.1K in miscellaneous permit fees.
- [9] Overhead cost allocation represents the transfer IN from the Wastewater (\$652.8K for FY2021), Potable Water (\$520K for FY2021), and Recycled Water (\$176.2K for FY2021) Divisions to pay for TWSD's own administrative overhead.



VENTURA REGIONAL SANITATION DISTRICT  
 1001 PARTRIDGE DRIVE, SUITE 150  
 VENTURA, CA 93003-0704  
 805.658.4679

# FY21 PROPOSED CUSTOMER BUDGET

Project Number	Account	Quantity	Cost/Price	Extension
121100	<i>Triunfo Sanitation District - WW - Administration - Central Admin</i>			
51010	Wages - Regular			
		Account Total---		\$441,700
51010	Executive Assistant/Clerk of the Board	628	\$103	\$64,684
51010	General Manager	20	\$197	\$3,940
51010	Director of Finance	608	\$175	\$106,400
51010	Management Analyst-Central Adm	264	\$114	\$30,096
51010	Accountant	1446	\$114	\$164,844
51010	Senior Fiscal Assistant	26	\$86	\$2,236
51010	Senior Management Analyst	160	\$114	\$18,240
51010	Fiscal Assistant	61	\$86	\$5,246
51010	Fiscal Assistant	150	\$86	\$12,900
51010	Fiscal Assistant	279	\$86	\$23,994
51010	Senior Accountant	40	\$114	\$4,560
51010	Accountant	40	\$114	\$4,560
52040	General Administrative Expenses	Account Total---		\$11,477
52040	Office supplies	1	\$2,875	\$2,875
52040	Shipping	1	\$575	\$575
52040	Offsite storage	12	\$138	\$1,656
52040	Printing	1	\$3,450	\$3,450
52040	Mail Manager - CAFR Printing	1	\$1,265	\$1,265
52040	VRSD Printing - Advanced Office Automation	12	\$138	\$1,656
52073	Information Technology Services	Account Total---		\$10,350
52073	Greenman TSD IT support Acctg SW	1	\$4,600	\$4,600
52073	Annual Acct SW Maint	1	\$5,750	\$5,750

52080	Other Professional Services		Account Total---	\$19,283		
	52080 Special Mailer	1		\$7,475		\$7,475
	52080 Hosting/Software Maintenance	1		\$1,725		\$1,725
	52080 Videographer at TSD board mtg	16		\$630		\$10,083
	Permits, Licenses and Fees		Account Total---	\$2,064		
52150						
	52150 GFOA	1		\$644		\$644
	52150 CAFR Application Fee	1		\$500		\$500
	52150 County Assessor Data File	2		\$460		\$920
52152	Bank Charges		Account Total---	\$4,140		
60593	Direct Overhead Charge					
	52152 CNB analysis fees	12		\$345		\$4,140
	Account Total---			\$114,792		
60593	Doyle Consulting Svcs - \$18.53 (15% of \$123.50)	640		\$19		\$11,859
	60593 Mark Norris - \$19.73 (15% of \$131.50) Overhead	1420		\$20		\$28,017
	60593 TSD Cost for New Acctg Software	1		\$52,500		\$52,500
	60593 Vickie Dragan Consulting - \$18.68 (15% of	1200		\$19		\$22,416
	Project	121100 Total---				\$603,806
	Total for this report---					\$603,806

Customer Signature: \_\_\_\_\_ Date: \_\_\_\_\_  
Approval to Start Project

VRSD Signature: \_\_\_\_\_ Date: \_\_\_\_\_  
Approval to Start Project



VENTURA REGIONAL SANITATION DISTRICT  
 1001 PARTRIDGE DRIVE, SUITE 150  
 VENTURA, CA 93003-0704  
 805.658.4679

# FY21 PROPOSED CUSTOMER BUDGET

Project Number	Account	Quantity	Cost/Price	Extension
121103	Triunfo Sanitation District - WW - Administration - Special Projects			
51010	Wages - Regular			
	51010 Administrative Asst Facebook & Twitter	234	\$84	\$19,656
	Account Total---			\$19,656
Project	121103 Total---			\$19,656
	Total for this report---			\$19,656

Customer Signature: \_\_\_\_\_ Date: \_\_\_\_\_  
 Approval to Start Project

VRSD Signature: \_\_\_\_\_ Date: \_\_\_\_\_  
 Approval to Start Project

**Wastewater Division .....**

**TRIUNFO WATER & SANITATION DISTRICT**  
**FISCAL YEAR 2021 & 2022 BUDGET SUMMARY**  
**WASTEWATER DIVISION**

Description	Actual FY 2017 Yearend	Actual FY 2018 Yearend	Actual FY 2019 Yearend	Adjusted FY 2020 Budget	Estimated FY 2020 Yearend	Proposed FY 2021 Budget	Proposed FY 2022 Budget
<b>Operating revenues:</b>							
Fees, sales	\$ 7,657,138	\$ 8,253,307	\$ 8,986,193	\$ 9,818,732	\$ 9,818,732	\$ 11,220,872	\$ 12,857,855 [1]
Service charges	-	-	-	-	-	-	-
Rental revenue - Cell Towers	-	-	-	-	-	-	-
Penalty revenue	15,479	19,390	13,189	12,000	12,668	18,000	18,630
Other revenue	164,635	94,818	384,568	86,000	235,771	187,387	193,946 [2]
<b>Total operating revenues</b>	<b>7,837,252</b>	<b>8,367,515</b>	<b>9,383,950</b>	<b>9,916,732</b>	<b>10,067,171</b>	<b>11,426,259</b>	<b>13,070,431</b>
<b>Operating expenses:</b>							
Wastewater treatment	4,058,695	4,309,990	4,458,737	4,824,819	4,824,819	4,937,786	4,931,640 [3]
VRSD contract services - Operations	1,245,855	1,527,438	1,631,940	1,794,915	1,794,803	2,046,001	2,117,611 [4]
VRSD contract services - Administration	184,995	135,656	194,111	110,384	106,495	61,727	63,887 [4]
Operating materials and supplies	-	-	-	-	-	-	-
Contract services	-	-	-	-	-	-	-
Professional services	76,312	28,032	197,701	226,520	202,139	177,748	183,969 [5]
Insurance	-	-	427	-	2,562	-	-
Board member fees and reimbursable expenses	148	-	518	12,798	265	12,798	13,246 [6]
Membership and dues	12,855	22,678	13,370	13,498	-	14,040	14,531 [7]
Conference and seminars	7,821	24,305	12,503	28,193	972	28,193	29,180 [8]
Management and administrative	21,008	53,673	24,220	25,000	18,142	28,107	32,394 [9]
Utilities	38,899	36,514	41,931	46,200	28,589	46,200	47,817 [10]
Bank service charges	-	-	-	-	-	-	-
Permits, licenses and fees	155,660	190,785	205,186	209,252	173,239	230,032	168,220 [11]
<b>Total operating expenses</b>	<b>5,802,247</b>	<b>6,329,069</b>	<b>6,780,644</b>	<b>7,291,578</b>	<b>7,152,024</b>	<b>7,582,631</b>	<b>7,602,495</b>
<b>Operating income(loss) before depreciation</b>	<b>2,035,005</b>	<b>2,038,445</b>	<b>2,603,306</b>	<b>2,625,154</b>	<b>2,915,146</b>	<b>3,843,628</b>	<b>5,467,936</b>
Depreciation and amortization	336,235	370,900	347,904	347,904	347,904	347,904	347,904
<b>Operating income(loss)</b>	<b>1,698,770</b>	<b>1,667,546</b>	<b>2,255,402</b>	<b>2,277,250</b>	<b>2,567,243</b>	<b>3,495,724</b>	<b>5,120,032</b>
<b>Non-operating revenues(expenses):</b>							
Interest and investment earnings	50,512	159,955	316,828	285,780	221,455	242,256	20,250
Gain(loss) on sales and/or disposals of assets	-	-	-	-	-	-	-
Debt service interest expense	-	-	-	-	-	-	-
Contributed capital assets	-	-	-	-	-	-	-
Overhead cost allocation	( 385,078 )	( 433,925 )	( 510,344 )	( 684,545 )	( 583,748 )	( 652,770 )	( 696,391 ) [12]
Other, net	-	-	-	-	-	-	-
<b>Total non-operating revenues(expenses)</b>	<b>( 334,566 )</b>	<b>( 273,971 )</b>	<b>( 193,516 )</b>	<b>( 398,765 )</b>	<b>( 362,293 )</b>	<b>( 410,514 )</b>	<b>( 676,141 )</b>
<b>Change in net assets before capital expenses</b>	<b>\$ 1,364,204</b>	<b>\$ 1,393,575</b>	<b>\$ 2,061,886</b>	<b>\$ 1,878,485</b>	<b>\$ 2,204,950</b>	<b>\$ 3,085,210</b>	<b>\$ 4,443,891</b>
Capital expenses	1,874,056	1,744,428	1,610,974	5,253,302	5,253,302	3,295,059	4,081,440 [13]
Capital expenses - contra	-	-	-	-	-	-	-
<b>Capital expenses, net</b>	<b>1,874,056</b>	<b>1,744,428</b>	<b>1,610,974</b>	<b>5,253,302</b>	<b>5,253,302</b>	<b>3,295,059</b>	<b>4,081,440</b>
<b>Change in net assets</b>	<b>\$ ( 509,852 )</b>	<b>\$ ( 350,853 )</b>	<b>\$ 450,912</b>	<b>\$ ( 3,374,817 )</b>	<b>\$ ( 3,048,352 )</b>	<b>\$ ( 209,848 )</b>	<b>\$ 362,451</b>

**TRIUNFO WATER & SANITATION DISTRICT**  
**FISCAL YEAR 2021 & 2022 BUDGET SUMMARY**  
**WASTEWATER DIVISION**

**COMMENTS**

[1] Wastewater Division revenue includes the following estimated sewer service fees, proposed to go into effect on July 1, 2020, and July 1, 2021, in accordance with Ordinance No. TWSD-250:

Description	Total ERUs	Monthly Rate per ERU	Annual Fees
Apartments	1,216.750	\$55.17	\$805,537.17
Single Family	8,187.988	\$68.98	\$6,777,688.95
Multi-Family	2,425.377	\$68.98	\$2,007,630.07
Commercial	623.860	\$68.98	\$516,406.35
Recreation	40.000	\$68.98	\$33,110.40
Recreation Public Agency	18.000	\$68.98	\$14,899.68
School	256.000	\$68.98	\$211,906.56
Fire Service	2.000	\$68.98	\$1,655.52
Utility	2.000	\$68.98	\$1,655.52
Shopping Center	102.000	\$122.49	\$149,927.76
Restaurant	172.000	\$158.68	\$327,515.52
Markets	38.000	\$158.68	\$72,358.08
Water Flow - Low	398.840	\$59.98	\$287,069.08
Water Flow - High	8.160	\$137.98	\$13,511.00
<b>FY2021 Total</b>	<b>13,490.975</b>		<b>\$11,220,871.66</b>

Description	Total ERUs	Monthly Rate per ERU	Annual Fees
Apartments	1,216.750	\$63.44	\$926,287.44
Single Family	8,187.988	\$79.32	\$7,793,654.50
Multi-Family	2,425.377	\$79.32	\$2,308,570.84
Commercial	623.860	\$79.32	\$593,814.90
Recreation	40.000	\$79.32	\$38,073.60
Recreation Public Agency	18.000	\$79.32	\$17,133.12
School	256.000	\$79.32	\$243,671.04
Fire Service	2.000	\$79.32	\$1,903.68
Utility	2.000	\$79.32	\$1,903.68
Shopping Center	102.000	\$140.86	\$172,412.64
Restaurant	172.000	\$182.48	\$376,638.72
Markets	38.000	\$182.48	\$83,210.88
Water Flow - Low	398.840	\$59.98	\$287,069.08
Water Flow - High	8.160	\$137.98	\$13,511.00
<b>FY2022 Total</b>	<b>13,490.975</b>		<b>\$12,857,855.12</b>

[2] Other Revenue for FY2021 includes the following estimates connection fees (\$154K) and other permit, audit, inspection, and plan check fees (\$33.4K).

[3] Wastewater Treatment includes TWSD's share of the JPA's operating expenses.

[4] Services include administration, collection system maintenance, operations and engineering functions, and source control functions. For a detailed breakdown of VRSD Contract Services within each project, please see pages 25-53.

[5] Professional Services for FY2021 includes approximately \$152.7K for the core management team (\$44.7K for TWSD General Manager Mark Norris, \$59.3K for Doyle Consulting Services, and \$48.8K for Chi Hermann Consulting) and \$25K for an as-needed engineering consultant contract.

[6] Days of service for TWSD Board members to attend CASA events (36 days total) and lobbying efforts in Washington DC (18 days total).

[7] Membership and Dues consists of CASA.

[8] Conference and Seminars include CASA and lobbying efforts in Washington DC. For a detailed breakdown, please see page 179.

[9] Tax Collector Fees to collect sewer service fees through tax rolls

[10] Utilities are comprised of water, electricity, and telephone services.

[11] FY2021 Significant fees include capacity reservation charges and capacity rights obligations to the City of Los Angeles for use of the Tillman treatment plant (\$222.8K).

**TRIUNFO WATER & SANITATION DISTRICT**  
**FISCAL YEAR 2021 & 2022 BUDGET SUMMARY**  
**WASTEWATER DIVISION**

**COMMENTS**

[12] Overhead cost allocation is the Wastewater Division's share of TWSD's own administrative overhead.

[13]

<b>Summary of FY 2021 Capital Projects</b>	
<b>Description</b>	<b>Wastewater</b>
<i>Triunfo Water and Sanitation District</i>	
Pipeline Rehabilitation	\$108,160
<i>Triunfo Water and Sanitation District Subtotal</i>	
<i>\$108,160</i>	
<i>Triunfo Water and Sanitation District's Share of Joint Powers Authority</i>	
Centrate 24" Valve Replacement	\$7,350
Centrate Tank Inspection and Rehabilitation Assessment	\$2,940
Concrete Corrosion/Crack Repair - Tapia	\$19,404
Discharge Point Rehabilitation	\$226,174
Fire Hardening - JPA Facilities	\$77,616
Grit Chamber Mixing System Replacement	\$39,102
Lift Station Improvements	\$44,100
Multi Site Security Assessment and Improvement	\$9,524
New RAS Wet Well and Pumps	\$35,280
Pure Water Project Las Virgenes-Triunfo	\$1,232,499
Rancho Fire Repair - Woolsey Fire	\$52,214
Rancho Generator Study and Purchase	\$89,376
Rancho Las Virgenes Digester Cleaning and Repair	\$182,592
Rancho Las Virgenes Storm Water Diversion	\$30,880
Rancho Reliability Improvements	\$38,808
Summer Season TMDL Compliance	\$437,293
Tapia Effluent Meter Replacement	\$9,702
Tapia Flow Equalization	\$29,400
Tapia HVAC Replacement	\$89,376
Tapia Hypochlorite Tank Replacement	\$56,801
Tapia Programmable Logic Controller Upgrades	\$349,401
Tapia Secondary Clarifier Rehabilitation	\$82,614
Tapia Tertiary Filter Rehabilitation	\$5,645
Tapia Water Reclamation Facility Reliability Improvements	\$38,808
<i>Triunfo Water and Sanitation District's Share of Joint Powers Authority Subtotal</i>	
<i>\$3,186,899</i>	
<b>FY 2021 Capital Projects Estimated Total</b>	
<b>\$3,295,059</b>	

<b>Summary of FY 2022 Capital Projects</b>	
<b>Description</b>	<b>Wastewater</b>
<i>Triunfo Water and Sanitation District</i>	
Pipeline Rehabilitation	\$112,486
<i>Triunfo Water and Sanitation District Subtotal</i>	
<i>\$112,486</i>	
<i>Triunfo Water and Sanitation District's Share of Joint Powers Authority</i>	
Concrete Corrosion/Crack Repair - Tapia	\$19,404
Fire Hardening - JPA Facilities	\$77,616
Lift Station Improvements	\$326,340
Lift Station No. 1 Pump Replacement	\$116,424
Lift Station No. 2 Pump Replacement	\$116,424
Multi Site Security Assessment and Improvement	\$9,416
New RAS Wet Well and Pumps	\$329,280
Pure Water Project Las Virgenes-Triunfo	\$2,006,543
Rancho Generator Study and Purchase	\$80,950
Rancho Las Virgenes Storm Water Diversion	\$34,574
Rancho Reliability Improvements	\$38,808
Rancho Valving in Street Replacement	\$74,529
Tapia Air Line Repair	\$14,700
Tapia Effluent Pump Station	\$116,424
Tapia Flow Equalization	\$73,500
Tapia Gantry Crane	\$33,986
Tapia Influent Pump Replacement	\$116,424
Tapia Sludget Wet Well Re-Circulation	\$18,463
Tapia Water Reclamation Facility Reliability Improvements	\$38,808
Trunk Sewer System Improvements	\$326,340
<i>Triunfo Water and Sanitation District's Share of Joint Powers Authority Subtotal</i>	
<i>\$3,968,954</i>	
<b>FY 2022 Capital Projects Estimated Total</b>	
<b>\$4,081,440</b>	

Joint Powers Authority related capital improvement projects are identified and discussed in the attached *Las Virgenes - Triunfo Joint Powers Authority Draft FY2020-21 & FY2021-22 Budget* (Pages 149-169).





VENTURA REGIONAL SANITATION DISTRICT  
 1001 PARTRIDGE DRIVE, SUITE 150  
 VENTURA, CA 93003-0704  
 805.658.4679

# FY21 PROPOSED CUSTOMER BUDGET

Project Number	Account	Quantity	Cost/Price	Extension
121101	<i>Triunfo Sanitation District - WW - Administration - Wastewater Admin</i>			
51010	Wages - Regular			
		Account Total---	\$38,808	
51010	Director of Finance	40	\$175	\$7,000
51010	Accountant	190	\$114	\$21,660
51010	Fiscal Assistant	118	\$86	\$10,148
		Account Total---	\$19,367	
60593	Direct Overhead Charge			
		Account Total---	\$19,367	
60593	Doyle Consulting Svcs - \$18.53 (15% of \$123.50)	480	\$19	\$8,894
60593	Mark Norris - \$19.73 (15% of \$131.50) Overhead	160	\$20	\$3,157
60593	Chi Hermann Consulting - \$14.78 (15% of \$98.50)	495	\$15	\$7,316
		Project 121101 Total---	\$58,175	
		Total for this report---	\$58,175	

Customer Signature: \_\_\_\_\_ Date: \_\_\_\_\_  
 Approval to Start Project

VRSD Signature: \_\_\_\_\_ Date: \_\_\_\_\_  
 Approval to Start Project



VENTURA REGIONAL SANITATION DISTRICT  
 1001 PARTRIDGE DRIVE, SUITE 150  
 VENTURA, CA 93003-0704  
 805.658.4679

# FY21 PROPOSED CUSTOMER BUDGET

Project Number	Account	Quantity	Cost/Price	Extension
121104	Triunfo Sanitation District - WW - Administration - JPA Pure Water Project			
60593	Direct Overhead Charge			
	Account Total---		\$3,551	
	60593 Mark Norris - \$19.73 (15% of \$131.50) Overhead	180	\$20	\$3,551
	Project 121104 Total---			\$3,551
	Total for this report---			\$3,551

Customer Signature: \_\_\_\_\_ Date: \_\_\_\_\_  
 Approval to Start Project

VRSD Signature: \_\_\_\_\_ Date: \_\_\_\_\_  
 Approval to Start Project



VENTURA REGIONAL SANITATION DISTRICT  
 1001 PARTRIDGE DRIVE, SUITE 150  
 VENTURA, CA 93003-0704  
 805.658.4679

# FY21 PROPOSED CUSTOMER BUDGET

Project Number	Account	Quantity	Cost/Price	Extension
221200	<i>Triunfo Sanitation District - WW - Maintenance</i>			
51010	Wages - Regular			
	Account Total---		\$118,680	
	51010 W/WW Operations Supervisor	100	\$131	\$13,100
	51010 W/WW Worker Lift Station Wet well inspections and condition	200	\$90	\$18,000
	51010 W/WW Worker Lift Station Wet well inspections and condition	100	\$90	\$9,000
	51010 W/WW Electrical/Mechanical Wkr Lift Station Wet well inspections and condition	145	\$104	\$15,080
	51010 W/WW Worker	180	\$90	\$16,200
	51010 W/WW Worker	80	\$90	\$7,200
	51010 W/WW Worker	100	\$90	\$9,000
	51010 W/WW Worker	200	\$90	\$18,000
	51010 Elec & Inst Control Supervisor	100	\$131	\$13,100
52185	Operating Supplies			
	Account Total---		\$6,325	
52185	Supplies - check valves, PSI gauges, and misc.	1	\$6,325	\$6,325
52186	Other Operating Services			
	Account Total---		\$6,900	
52186	Outside Contracted Services - Alarms, Crane,	1	\$6,900	\$6,900
60594	Fund Transfer Out-EQUIPMENT			
	Account Total---		\$2,250	
60594	ISF Equip	1	\$2,250	\$2,250
60595	Fund Transfer Out-VACTOR USE			
	Account Total---		\$16,500	
60595	Vactor	20	\$825	\$16,500
60598	Fund Transfer Out-FLEET			
	Account Total---		\$9,000	
60598	Mileage	6000	\$2	\$9,000
Project 221200 Total---				\$159,655

Total for this report--- \$159,655

Customer Signature: \_\_\_\_\_ Date: \_\_\_\_\_  
Approval to Start Project

VRSD Signature: \_\_\_\_\_ Date: \_\_\_\_\_  
Approval to Start Project



VENTURA REGIONAL SANITATION DISTRICT  
 1001 PARTRIDGE DRIVE, SUITE 150  
 VENTURA, CA 93003-0704  
 805.658.4679

# FY21 PROPOSED CUSTOMER BUDGET

Project Number	Account	Quantity	Cost/Price	Extension
221201	<i>Triunfo Sanitation District - WW - Maintenance - Collection System</i>			
51010	Wages - Regular			
	Account Total---		\$319,834	
	51010 W/WW Operations Supervisor	360	\$131	\$47,160
	51010 Administrative Asst	48	\$84	\$4,032
	51010 Operations Manager	50	\$172	\$8,600
	51010 W/WW Worker	630	\$90	\$56,700
	51010 W/WW Worker	37	\$90	\$3,330
	51010 W/WW Worker	450	\$90	\$40,500
	51010 W/WW Operations Supervisor	50	\$131	\$6,550
	51010 W/WW Worker	649	\$90	\$58,410
	51010 W/WW Operations Supervisor Hotspot Cleaning	20	\$131	\$2,620
	51010 W/WW Worker Hotspot Cleaning	199	\$90	\$17,910
	51010 W/WW Helper Hotspot Cleaning	122	\$66	\$8,052
	51010 W/WW Worker	93	\$90	\$8,370
	51010 W/WW Worker	640	\$90	\$57,600
52080	Other Professional Services			
	Account Total---		\$11,500	
52185	Operating Supplies			
	52080 GIS - Collection System Mapping	1	\$11,500	\$11,500
	Account Total---		\$4,600	
52186	Other Operating Services			
	52185 Operating Supplies & small tools / equip	1	\$4,600	\$4,600
	Account Total---		\$11,500	
60595	Fund Transfer Out-VACTOR USE			
	52186 Traffic Control Services	1	\$11,500	\$11,500
	Account Total---		\$93,544	
	60595 Vactor	75	\$866	\$64,969
	60595 Hydrorodder	20	\$563	\$11,250
	60595 Hotspot Cleaning Vactor	20	\$866	\$17,325

60597	Fund Transfer Out-TV VAN USE	Account Total---	\$23,625			
	60597 CCTV Inspection Van			50	\$473	\$23,625
60598	Fund Transfer Out-FLEET	Account Total---	\$25,500			
	60598 Mileage			15000	\$2	\$22,500
	60598 Hotspot Cleaning Mileage			2000	\$2	\$3,000
221201E <i>Triunfo Sanitation District - WW - Maintenance - Collection System - Emergency Callouts</i>		Project	221201 Total---			\$490,103
51040	Wages - Overtime	Account Total---	\$12,030			
	51040 W/WW Worker			30	\$135	\$4,050
	51040 W/WW Worker			30	\$135	\$4,050
	51040 W/WW Operations Supervisor			30	\$131	\$3,930
		Project	221201E Total---			\$12,030
			Total for this report---			\$502,133

Customer Signature: \_\_\_\_\_ Date: \_\_\_\_\_  
Approval to Start Project

VRSD Signature: \_\_\_\_\_ Date: \_\_\_\_\_  
Approval to Start Project



VENTURA REGIONAL SANITATION DISTRICT  
 1001 PARTRIDGE DRIVE, SUITE 150  
 VENTURA, CA 93003-0704  
 805.658.4679

# FY21 PROPOSED CUSTOMER BUDGET

Project Number	Account	Quantity	Cost/Price	Extension
221202	<i>Triunfo Sanitation District - WW - Maintenance - N. Shore Tank</i>			
51010	Wages - Regular			
	Account Total---			\$44,028
51010	W/WW Worker	100	\$90	\$9,000
51010	W/WW Electrical/Mechanical Wkr	40	\$104	\$4,160
51010	W/WW Worker	100	\$90	\$9,000
51010	W/WW Operations Supervisor	10	\$131	\$1,310
51010	W/WW Operations Supervisor	10	\$131	\$1,310
51010	W/WW Treatment Operator II	12	\$104	\$1,248
51010	W/WW Worker	100	\$90	\$9,000
51010	W/WW Worker	100	\$90	\$9,000
52185	Operating Supplies			
	Account Total---			\$575
60596	Fund Transfer Out-VACUMIN			
	Account Total---			\$2,835
60598	Fund Transfer Out-FLEET			
	Account Total---			\$2,250
60598	Mileage I	1500	\$2	\$2,250
	Project 221202 Total---			\$49,688
221202E	<i>Triunfo Sanitation District - WW - Maintenance - N. Shore Tank - Emergency Callouts</i>			
51040	Wages - Overtime			
	Account Total---			\$1,872
51040	W/WW Treatment Operator II	12	\$156	\$1,872
	Project 221202E Total---			\$1,872

Total for this report--- \$51,560

Customer Signature: \_\_\_\_\_ Date: \_\_\_\_\_  
Approval to Start Project

VRSD Signature: \_\_\_\_\_ Date: \_\_\_\_\_  
Approval to Start Project





VENTURA REGIONAL SANITATION DISTRICT  
 1001 PARTRIDGE DRIVE, SUITE 150  
 VENTURA, CA 93003-0704  
 805.658.4679

# FY21 PROPOSED CUSTOMER BUDGET

Project Number	Account	Quantity	Cost/Price	Extension
221203	<i>Triunfo Sanitation District - WW - Maintenance - Manhole Rehab</i>			
51010	Wages - Regular			
		Account Total---	\$247,499	
	51010 Administrative Asst	40	\$84	\$3,360
	51010 W/WW Operations Supervisor	643	\$131	\$84,233
	51010 W/WW Worker	755	\$90	\$67,950
	51010 W/WW Worker	720	\$90	\$64,800
	51010 W/WW Helper	31	\$66	\$2,046
	51010 W/WW Worker	279	\$90	\$25,110
52185	Operating Supplies			
		Account Total---	\$10,810	
52186	Other Operating Services			
		Account Total---	\$11,500	
60594	Fund Transfer Out-EQUIPMENT			
		Account Total---	\$35,963	
	52186 Traffic Control Svcs	1	\$10,810	\$10,810
	60594 Equipment Use - Tripod/Harness, MH Rehab equip	1	\$28,463	\$28,463
	60594 Special tools and equipment	1	\$7,500	\$7,500
60598	Fund Transfer Out-FLEET			
		Account Total---	\$21,000	
	60598 Mileage	14000	\$2	\$21,000
		Project	221203 Total---	\$326,772

Total for this report--- \$326,772

Customer Signature: \_\_\_\_\_ Date: \_\_\_\_\_  
Approval to Start Project

VRSD Signature: \_\_\_\_\_ Date: \_\_\_\_\_  
Approval to Start Project



VENTURA REGIONAL SANITATION DISTRICT  
 1001 PARTRIDGE DRIVE, SUITE 150  
 VENTURA, CA 93003-0704  
 805.658.4679

# FY21 PROPOSED CUSTOMER BUDGET

Project Number	Account	Quantity	Cost/Price	Extension
221204	<i>Triunfo Sanitation District - WW - Maintenance - Preventative</i>			
51010	Wages - Regular			
	Account Total---			\$55,919
51010	W/WW Operations Supervisor	19	\$131	\$2,489
51010	Administrative Asst	100	\$84	\$8,400
51010	W/WW Electrical/Mechanical Wkr	360	\$104	\$37,440
51010	W/WW Helper	115	\$66	\$7,590
52185	Operating Supplies			
	Account Total---			\$5,750
52186	Other Operating Services			
	Account Total---			\$5,750
60594	Fund Transfer Out-EQUIPMENT			
	Account Total---			\$1,500
60598	Fund Transfer Out-FLEET			
	Account Total---			\$2,250
	Project	221204 Total---		\$74,044
	Total for this report---			\$74,044

Customer Signature: \_\_\_\_\_ Date: \_\_\_\_\_  
 Approval to Start Project

VRSD Signature: \_\_\_\_\_ Date: \_\_\_\_\_  
 Approval to Start Project



VENTURA REGIONAL SANITATION DISTRICT  
 1001 PARTRIDGE DRIVE, SUITE 150  
 VENTURA, CA 93003-0704  
 805.658.4679

# FY21 PROPOSED CUSTOMER BUDGET

Project Number	Account	Quantity	Cost/Price	Extension
221206	<i>Triunfo Sanitation District - WW - Maintenance - Electrical System &amp; Controls</i>			
51010	Wages - Regular			
	Account Total---		\$88,747	
51010	Instrumentation Technician	150	\$107	\$16,050
51010	Elec & Inst Control Supervisor	400	\$131	\$52,400
51010	W/WW Operations Supervisor	12	\$131	\$1,572
51010	Instrumentation Technician	175	\$107	\$18,725
52185	Operating Supplies			
	Account Total---		\$5,750	
52185	PLC, Pannel, cabinets, computers	1	\$5,750	\$5,750
60594	Fund Transfer Out-EQUIPMENT			
	Account Total---		\$1,500	
60594		1	\$1,500	\$1,500
60598	Fund Transfer Out-FLEET			
	Account Total---		\$3,000	
60598		2000	\$2	\$3,000
	Project	221206 Total---		\$98,997
	Total for this report---			\$98,997

Customer Signature: \_\_\_\_\_ Date: \_\_\_\_\_  
 Approval to Start Project

VRSD Signature: \_\_\_\_\_ Date: \_\_\_\_\_  
 Approval to Start Project



VENTURA REGIONAL SANITATION DISTRICT  
 1001 PARTRIDGE DRIVE, SUITE 150  
 VENTURA, CA 93003-0704  
 805.658.4679

# FY21 PROPOSED CUSTOMER BUDGET

Project Number	Account	Quantity	Cost/Price	Extension
221207	<i>Triunfo Sanitation District - BCYN- Maintenance - Collection System</i>			
51010	Wages - Regular	Account Total---	\$64,840	
	51010 W/WW Worker	100	\$90	\$9,000
	51010 W/WW Worker	80	\$90	\$7,200
	51010 W/WW Operations Supervisor	40	\$131	\$5,240
	51010 W/WW Worker	90	\$90	\$8,100
	51010 W/WW Worker	90	\$90	\$8,100
	51010 W/WW Worker	90	\$90	\$8,100
	51010 W/WW Worker	90	\$90	\$8,100
	51010 Environmental Resource Analyst LA SAN sampling	100	\$110	\$11,000
52185	Operating Supplies	Account Total---	\$5,750	
	52185	1	\$5,750	\$5,750
52186	Other Operating Services	Account Total---	\$5,750	
	52186 Traffic Control Services	1	\$5,750	\$5,750
60594	Fund Transfer Out-EQUIPMENT	Account Total---	\$4,500	
	60594 Equipment	1	\$4,500	\$4,500
60595	Fund Transfer Out-VACTOR USE	Account Total---	\$8,663	
	60595 Vactor	10	\$866	\$8,663
60597	Fund Transfer Out-TV VAN USE	Account Total---	\$4,725	
	60597 CCTV truck	10	\$473	\$4,725
60598	Fund Transfer Out-FLEET	Account Total---	\$20,850	
	60598 Mileage	5400	\$2	\$8,100
	60598 Mileage	8500	\$2	\$12,750
	Project	221207 Total---		\$115,078

Total for this report--- \$115,078

Customer Signature: \_\_\_\_\_ Date: \_\_\_\_\_  
Approval to Start Project

VRSD Signature: \_\_\_\_\_ Date: \_\_\_\_\_  
Approval to Start Project



VENTURA REGIONAL SANITATION DISTRICT  
 1001 PARTRIDGE DRIVE, SUITE 150  
 VENTURA, CA 93003-0704  
 805.658.4679

# FY21 PROPOSED CUSTOMER BUDGET

Project Number	Account	Quantity	Cost/Price	Extension
221208	<i>Triunfo Sanitation District - BCYN- Maintenance - Preventative</i>			
51010	Wages - Regular			
	Account Total---			\$24,292
	51010 W/WW Electrical/Mechanical Wkr	40	\$104	\$4,160
	51010 W/WW Operations Supervisor	36	\$131	\$4,716
	51010 Elec & Inst Control Supervisor	36	\$131	\$4,716
	51010 Instrumentation Technician	100	\$107	\$10,700
52155	Lab Services and Supplies			
	Account Total---			\$690
52185	Operating Supplies			
	Account Total---			\$575
60598	Fund Transfer Out-FLEET			
	Account Total---			\$1,500
	Project			221208 Total---
				\$27,057
				Total for this report---
				\$27,057

Customer Signature: \_\_\_\_\_ Date: \_\_\_\_\_  
 Approval to Start Project

VRSD Signature: \_\_\_\_\_ Date: \_\_\_\_\_  
 Approval to Start Project



VENTURA REGIONAL SANITATION DISTRICT  
 1001 PARTRIDGE DRIVE, SUITE 150  
 VENTURA, CA 93003-0704  
 805.658.4679

# FY21 PROPOSED CUSTOMER BUDGET

Project Number	Account	Quantity	Cost/Price	Extension
221300	Triunfo Sanitation District - WW - Operations - Administration Field			
51010	Wages - Regular			
		Account Total---	\$35,940	
	51010 Administrative Asst	100	\$84	\$8,400
	51010 Environmental Resource Analyst	100	\$110	\$11,000
	51010 W/WW Operations Supervisor	50	\$131	\$6,550
	51010 W/WW Operations Supervisor	50	\$131	\$6,550
	51010 Operations Manager	20	\$172	\$3,440
		Project	221300 Total---	\$35,940
			Total for this report---	\$35,940

Customer Signature: \_\_\_\_\_ Date: \_\_\_\_\_  
 Approval to Start Project

VRSD Signature: \_\_\_\_\_ Date: \_\_\_\_\_  
 Approval to Start Project





VENTURA REGIONAL SANITATION DISTRICT  
 1001 PARTRIDGE DRIVE, SUITE 150  
 VENTURA, CA 93003-0704  
 805.658.4679

# FY21 PROPOSED CUSTOMER BUDGET

Project Number	Account	Quantity	Cost/Price	Extension
221301	<i>Triunfo Sanitation District - WW - Operations</i>			
51010	Wages - Regular			
	Account Total---			\$68,168
51010	W/WW Treatment Operator II	300	\$104	\$31,200
51010	W/WW Operations Supervisor	48	\$131	\$6,288
51010	W/WW Treatment Operator II	295	\$104	\$30,680
	Account Total---			\$575
52175	Gas, Diesel and fuel	1	\$575	\$575
52185	Operating Supplies			
	Account Total---			\$6,900
52186	Other Operating Services			
	Account Total---			\$5,934
60598	Fund Transfer Out-FLEET			
	Account Total---			\$9,000
60598	Mileage	6000	\$2	\$9,000
	Project 221301 Total---			\$90,577
221301E	<i>Triunfo Sanitation District - WW - Operations - Emergency Callouts</i>			
51040	Wages - Overtime			
	Account Total---			\$2,340
51040	W/WW Treatment Operator II	15	\$156	\$2,340
	Project 221301E Total---			\$2,340

Total for this report--- \$92,917

Customer Signature: \_\_\_\_\_ Date: \_\_\_\_\_  
Approval to Start Project

VRSD Signature: \_\_\_\_\_ Date: \_\_\_\_\_  
Approval to Start Project



VENTURA REGIONAL SANITATION DISTRICT  
 1001 PARTRIDGE DRIVE, SUITE 150  
 VENTURA, CA 93003-0704  
 805.658.4679

# FY21 PROPOSED CUSTOMER BUDGET

Project Number	Account	Quantity	Cost/Price	Extension
221302	<i>Triunfo Sanitation District - BCYN- Operations</i>			
51010	Wages - Regular			
	Account Total---			\$12,126
	51010 W/WW Treatment Operator II	104	\$104	\$10,816
	51010 W/WW Operations Supervisor	10	\$131	\$1,310
	Account Total---			\$575
52185	Operating Supplies			
	Account Total---			\$1,125
60598	Fund Transfer Out-FLEET			
	Account Total---			\$2
		750		\$1,125
	Project	221302 Total---		\$13,826
		Total for this report---		\$13,826

Customer Signature: \_\_\_\_\_ Date: \_\_\_\_\_  
 Approval to Start Project

VRSD Signature: \_\_\_\_\_ Date: \_\_\_\_\_  
 Approval to Start Project



VENTURA REGIONAL SANITATION DISTRICT  
 1001 PARTRIDGE DRIVE, SUITE 150  
 VENTURA, CA 93003-0704  
 805.658.4679

# FY21 PROPOSED CUSTOMER BUDGET

Project Number	Account	Quantity	Cost/Price	Extension
221303	Triunfo Sanitation District - BCYN- Operations - Administration Field			
51010	Wages - Regular			
		Account Total---	\$4,584	
	51010 Administrative Asst	30	\$84	\$2,520
	51010 Operations Manager	12	\$172	\$2,064
	Project	221303 Total---	\$4,584	
		Total for this report---	\$4,584	

Customer Signature: \_\_\_\_\_ Date: \_\_\_\_\_  
 Approval to Start Project

VRSD Signature: \_\_\_\_\_ Date: \_\_\_\_\_  
 Approval to Start Project



VENTURA REGIONAL SANITATION DISTRICT  
 1001 PARTRIDGE DRIVE, SUITE 150  
 VENTURA, CA 93003-0704  
 805.658.4679

# FY21 PROPOSED CUSTOMER BUDGET

Project Number	Account	Quantity	Cost/Price	Extension
221400	<i>Triunfo Sanitation District - WW - Engineering</i>			
51010	Wages - Regular			
		Account Total---	\$105,242	
	51010 Operations Manager	70	\$172	\$12,040
	51010 W/WW Operations Supervisor	150	\$131	\$19,650
	51010 W/WW Operations Supervisor	150	\$131	\$19,650
	51010 Elec & Inst Control Supervisor	106	\$131	\$13,886
	51010 Administrative Asst	24	\$84	\$2,016
	51010 Environmental Resource Analyst	100	\$110	\$11,000
	51010 W/WW Worker Digalert marking	300	\$90	\$27,000
52073	Information Technology Services			
		Account Total---	\$5,750	
52074	Engineering Consultants			
		Account Total---	\$3,450	
		52073 GIS Specialist:AutoCAD, Surveying, Engineering	1	\$5,750
52080	Other Professional Services			
		Account Total---	\$5,750	
		52074 NFFPA 70 Compliance for electrical loads and	1	\$3,450
60598	Fund Transfer Out-FLEET			
		Account Total---	\$1,125	
		52080 Electrical efficiency study/Testing	1	\$5,750
	60598 Mileage	750	\$2	\$1,125
		Project	221400 Total---	\$121,317

Total for this report--- \$121,317

Customer Signature: \_\_\_\_\_ Date: \_\_\_\_\_  
Approval to Start Project

VRSD Signature: \_\_\_\_\_ Date: \_\_\_\_\_  
Approval to Start Project



VENTURA REGIONAL SANITATION DISTRICT  
 1001 PARTRIDGE DRIVE, SUITE 150  
 VENTURA, CA 93003-0704  
 805.658.4679

# FY21 PROPOSED CUSTOMER BUDGET

Project Number	Account	Quantity	Cost/Price	Extension
221401	<i>Triunfo Sanitation District - BCYN - Engineering</i>			
51010	Wages - Regular			
	Account Total---		\$13,472	
	51010 W/WW Worker	40	\$90	\$3,600
	51010 Operations Manager	6	\$172	\$1,032
	51010 W/WW Operations Supervisor	40	\$131	\$5,240
	51010 W/WW Worker	40	\$90	\$3,600
52082	Contractor Construction			
	Account Total---		\$86,250	
	52082 Contractor For Manhole Replacement	1	\$86,250	\$86,250
60596	Fund Transfer Out-VACUMN			
	Account Total---		\$1,575	
	60596 Vacuum Truck	3	\$525	\$1,575
60598	Fund Transfer Out-FLEET			
	Account Total---		\$1,125	
	60598 Mileage	750	\$2	\$1,125
	Project	221401 Total---		\$102,422
	Total for this report---			\$102,422

Customer Signature: \_\_\_\_\_ Date: \_\_\_\_\_  
 Approval to Start Project

VRSD Signature: \_\_\_\_\_ Date: \_\_\_\_\_  
 Approval to Start Project



VENTURA REGIONAL SANITATION DISTRICT  
 1001 PARTRIDGE DRIVE, SUITE 150  
 VENTURA, CA 93003-0704  
 805.658.4679

# FY21 PROPOSED CUSTOMER BUDGET

Project Number	Account	Quantity	Cost/Price	Extension
221410	<i>Triunfo Sanitation District - WW - Engineering - Polo LS New Control Cabinet Project</i>			
51010	Wages - Regular			Account Total--- \$13,824
	51010 Instrumentation Technician	36	\$107	\$3,852
	51010 W/WW Electrical/Mechanical Wkr	36	\$104	\$3,744
	51010 Instrumentation Technician	36	\$107	\$3,852
	51010 W/WW Helper	36	\$66	\$2,376
52080	Other Professional Services			Account Total--- \$23,000
	52080 New Control Cabinet, Crane Co	1	\$23,000	\$23,000
60594	Fund Transfer Out-EQUIPMENT			Account Total--- \$1,500
	60594 Equipment	1	\$1,500	\$1,500
60598	Fund Transfer Out-FLEET			Account Total--- \$300
	60598 Mileage	200	\$2	\$300
	Project	221410 Total---		\$38,624
		Total for this report---		\$38,624

Customer Signature: \_\_\_\_\_ Date: \_\_\_\_\_  
 Approval to Start Project

VRSD Signature: \_\_\_\_\_ Date: \_\_\_\_\_  
 Approval to Start Project





VENTURA REGIONAL SANITATION DISTRICT  
 1001 PARTRIDGE DRIVE, SUITE 150  
 VENTURA, CA 93003-0704  
 805.658.4679

# FY21 PROPOSED CUSTOMER BUDGET

Project Number	Account	Quantity	Cost/Price	Extension
221411	<i>Triunfo Sanitation District - WW - Engineering - BC Communication and Controls Project</i>			
51010	Wages - Regular			Account Total---
				\$16,830
	51010 Instrumentation Technician	44	\$107	\$4,708
	51010 Elec & Inst Control Supervisor	44	\$131	\$5,764
	51010 W/WW Electrical/Mechanical Wkr	44	\$104	\$4,576
	51010 W/WW Helper	27	\$66	\$1,782
52080	Other Professional Services			Account Total---
				\$17,250
60594	Fund Transfer Out-EQUIPMENT			Account Total---
	52080 New Controls and cabinet	1	\$17,250	\$17,250
60598	Fund Transfer Out-FLEET			Account Total---
	60594 Equipment	1	\$1,500	\$1,500
	60598 Mileage	1000	\$2	\$1,500
	Project	221411 Total---		\$37,080
		Total for this report---		\$37,080

Customer Signature: \_\_\_\_\_ Date: \_\_\_\_\_  
 Approval to Start Project

VRSD Signature: \_\_\_\_\_ Date: \_\_\_\_\_  
 Approval to Start Project



VENTURA REGIONAL SANITATION DISTRICT  
 1001 PARTRIDGE DRIVE, SUITE 150  
 VENTURA, CA 93003-0704  
 805.658.4679

# FY21 PROPOSED CUSTOMER BUDGET

Project Number	Account	Quantity	Cost/Price	Extension
221415	<i>Triunfo Sanitation District - WW - Engineering - Lakeside Lift Station Rehabilitation Project</i>			
51010	Wages - Regular			Account Total--- \$41,888
	51010 Elec & Inst Control Supervisor	44	\$131	\$5,764
	51010 W/WW Electrical/Mechanical Wkr	44	\$104	\$4,576
	51010 Instrumentation Technician	44	\$107	\$4,708
	51010 W/WW Worker	44	\$90	\$3,960
	51010 W/WW Operations Supervisor	40	\$131	\$5,240
	51010 W/WW Worker	36	\$90	\$3,240
	51010 W/WW Worker	80	\$90	\$7,200
	51010 W/WW Worker	80	\$90	\$7,200
52080	Other Professional Services			Account Total--- \$34,500
52082	Contractor Construction			Account Total--- \$23,000
52185	Operating Supplies			Account Total--- \$11,500
52186	Other Operating Services			Account Total--- \$4,600
60594	Fund Transfer Out-EQUIPMENT			Account Total--- \$3,750
60598	Fund Transfer Out-FLEET			Account Total--- \$3,000
	60598 Mileage	2000	\$2	\$3,000
				Project 221415 Total---
				\$122,238

Total for this report--- \$122,238

Customer Signature: \_\_\_\_\_ Date: \_\_\_\_\_  
Approval to Start Project

VRSD Signature: \_\_\_\_\_ Date: \_\_\_\_\_  
Approval to Start Project



VENTURA REGIONAL SANITATION DISTRICT  
 1001 PARTRIDGE DRIVE, SUITE 150  
 VENTURA, CA 93003-0704  
 805.658.4679

# FY21 PROPOSED CUSTOMER BUDGET

Project Number	Account	Quantity	Cost/Price	Extension
221500	<i>Triunfo Sanitation District - WW - EPG - SSMP</i>			
51010	Wages - Regular			
		Account Total---	\$14,118	
	51010 Operations Manager	30	\$172	\$5,160
	51010 Environmental Resource Analyst	30	\$110	\$3,300
	51010 W/WW Operations Supervisor	9	\$131	\$1,179
	51010 W/WW Operations Supervisor	9	\$131	\$1,179
	51010 Environmental Resource Analyst SSMP	30	\$110	\$3,300
		Account Total---	\$1,150	
52080	Other Professional Services			
		Account Total---	\$300	
60598	Fund Transfer Out-FLEET			
		Account Total---	\$1,150	\$1,150
60598	Mileage	200	\$2	\$300
		Account Total---	\$1,150	\$1,150
		Project	221500 Total---	\$15,568
			Total for this report---	\$15,568

Customer Signature: \_\_\_\_\_ Date: \_\_\_\_\_  
 Approval to Start Project

VRSD Signature: \_\_\_\_\_ Date: \_\_\_\_\_  
 Approval to Start Project



VENTURA REGIONAL SANITATION DISTRICT  
 1001 PARTRIDGE DRIVE, SUITE 150  
 VENTURA, CA 93003-0704  
 805.658.4679

# FY21 PROPOSED CUSTOMER BUDGET

Project Number	Account	Quantity	Cost/Price	Extension
221501	<i>Triunfo Sanitation District - WW - EPG - Source Control</i>			
51010	Wages - Regular			
	Account Total---		\$100,840	
	51010 Environmental Resource Analyst	420	\$110	\$46,200
	51010 Administrative Asst	25	\$84	\$2,100
	51010 W/WW Operations Supervisor	40	\$131	\$5,240
	51010 Environmental Resource Analyst Source Control	430	\$110	\$47,300
	Account Total---		\$2,300	
52155	Lab Services and Supplies			
	Account Total---		\$2,300	
52185	Operating Supplies			
	52155 Lab - IU Inspection / Sampling	1	\$575	\$575
	Account Total---		\$225	
60594	Fund Transfer Out-EQUIPMENT			
	52185 Tools	1	\$575	\$575
	Account Total---		\$45	
60598	Fund Transfer Out-FLEET			
	60594 ISCO Sampler	5	\$45	\$225
	Account Total---		\$2	
	60598 Mileage	1500	\$2	\$2,250
	Project 221501 Total---			\$106,190
	Total for this report---			\$106,190

Customer Signature: \_\_\_\_\_ Date: \_\_\_\_\_  
 Approval to Start Project

VRSD Signature: \_\_\_\_\_ Date: \_\_\_\_\_  
 Approval to Start Project

**THIS PAGE INTENTIONALLY LEFT BLANK**

# Potable Water Division.....

**TRIUNFO WATER & SANITATION DISTRICT**  
**FISCAL YEAR 2021 & 2022 BUDGET SUMMARY**  
**POTABLE WATER DIVISION**

Description	Actual FY 2017 Yearend	Actual FY 2018 Yearend	Actual FY 2019 Yearend	Adjusted FY 2020 Budget	Estimated FY 2020 Yearend	Proposed FY 2021 Budget	Proposed FY 2022 Budget
<b>Operating revenues:</b>							
Fees, sales	\$ 4,575,324	\$ 6,149,583	\$ 5,790,358	\$ 6,306,989	\$ 6,526,847	\$ 6,774,288	\$ 7,269,653 [1]
Service charges	1,498,622	1,827,528	1,895,181	1,941,878	1,954,622	2,052,795	2,176,409 [2]
Rental revenue - Cell Towers	111,672	175,394	171,928	176,020	190,631	181,768	186,313
Penalty revenue	76,415	84,459	78,546	81,960	83,723	81,960	84,829
Other revenue	18,768	12,594	201,096	11,500	22,974	11,500	11,903 [3]
<b>Total operating revenues</b>	<b>6,280,801</b>	<b>8,249,558</b>	<b>8,137,109</b>	<b>8,518,347</b>	<b>8,778,796</b>	<b>9,102,311</b>	<b>9,729,106</b>
<b>Operating expenses:</b>							
Potable water purchase	2,961,082	3,366,431	3,232,450	3,402,736	3,354,932	3,517,374	3,643,964 [4]
VRSD contract services - Operations	1,100,839.78	1,126,614.77	1,852,881	1,745,872	1,741,257	1,684,354	1,742,925 [5]
VRSD contract services - Administration	354,242	289,312	369,204	394,147	398,761	382,396	395,780 [5]
Operating materials and supplies	-	-	-	-	-	-	-
Contract services	-	-	-	-	-	-	-
Professional services	92,986	7,626	7,044	60,316	91,129	139,578	144,463 [6]
Insurance	5,654	6,892	14,193	12,377	23,278	23,500	24,323 [7]
Board member fees and reimbursable expenses	-	-	1,220	2,133	202	2,133	2,208 [8]
Membership and dues	1,146	-	21,676	27,795	28,913	29,860	30,905 [9]
Conference and seminars	-	233	12,752	11,070	11,328	11,070	11,457 [10]
Management and administrative	-	46,215	1,500	3,200	-	3,200	3,312 [11]
Utilities	92,516	87,276	104,178	117,530	89,510	107,530	111,294 [12]
Bank service charges	-	-	52,856	54,000	50,232	54,000	55,890 [13]
Permits, licenses and fees	92,220	99,570	106,652	38,355	43,836	38,355	39,697 [14]
<b>Total operating expenses</b>	<b>4,700,686</b>	<b>5,030,171</b>	<b>5,776,606</b>	<b>5,869,530</b>	<b>5,833,378</b>	<b>5,993,349</b>	<b>6,206,217</b>
<b>Operating income(loss) before depreciation</b>	<b>1,580,114</b>	<b>3,219,388</b>	<b>2,360,503</b>	<b>2,648,817</b>	<b>2,945,418</b>	<b>3,108,963</b>	<b>3,522,889</b>
Depreciation and amortization	787,693	800,641	785,457	757,674	784,929	697,620	697,620
<b>Operating income(loss)</b>	<b>792,421</b>	<b>2,418,747</b>	<b>1,575,046</b>	<b>1,891,143</b>	<b>2,160,489</b>	<b>2,411,343</b>	<b>2,825,269</b>
<b>Non-operating revenues(expenses):</b>							
Interest and investment earnings	39	-	17,868	14,928	15,418	11,325	12,825
Gain(loss) on sales and/or disposals of assets	-	-	-	-	-	-	-
Debt service interest expense	( 360,949 )	( 342,538 )	( 322,450 )	( 308,739 )	( 308,739 )	( 287,184 )	( 264,682 ) [15]
Contributed capital assets	-	-	-	-	-	-	-
Overhead cost allocation	( 359,774 )	( 485,575 )	( 489,007 )	( 584,590 )	( 500,213 )	( 520,005 )	( 520,253 ) [16]
Other, net	-	-	-	-	-	-	-
<b>Total non-operating revenues(expenses)</b>	<b>( 720,685 )</b>	<b>( 828,113 )</b>	<b>( 793,589 )</b>	<b>( 878,401 )</b>	<b>( 793,534 )</b>	<b>( 795,864 )</b>	<b>( 772,110 )</b>
<b>Change in net assets before capital expenses</b>	<b>\$ 71,736</b>	<b>\$ 1,590,634</b>	<b>\$ 781,457</b>	<b>\$ 1,012,742</b>	<b>\$ 1,366,955</b>	<b>\$ 1,615,479</b>	<b>\$ 2,053,159</b>
Capital expenses	-	-	-	-	-	731,162	760,407 [17]
Capital expenses - contra	-	-	-	-	-	-	-
<b>Capital expenses, net</b>	<b>-</b>	<b>-</b>	<b>-</b>	<b>-</b>	<b>-</b>	<b>731,162</b>	<b>760,407</b>
<b>Change in net assets</b>	<b>\$ 71,736</b>	<b>\$ 1,590,634</b>	<b>\$ 781,457</b>	<b>\$ 1,012,742</b>	<b>\$ 1,366,955</b>	<b>\$ 884,317</b>	<b>\$ 1,292,752</b>



# TRIUNFO WATER & SANITATION DISTRICT

## FISCAL YEAR 2021 & 2022 BUDGET SUMMARY

### POTABLE WATER DIVISION

### COMMENTS

[1] Estimated potable water sales for FY2021 and FY2022 include increases proposed to go into effect on July 1, 2020, and July 1, 2021, in accordance with Ordinance No. TWSD-350, and pass through increases set to go into effect on January 1, 2021, and January 1, 2022, in accordance with potable water purchase rate increases from Calleguas Municipal Water District:

		July to December					January to June					
		Tier	Acre Feet	HCF	\$/HCF	Extension	Tier	Acre Feet	HCF	\$/HCF	Extension	
<b>FY2022 Proposed</b>	Tier 1	319.45	139,153	\$7.34	\$	1,021,383	Tier 1	317.37	138,245	\$7.46	\$	1,031,308
	Tier 2	564.23	245,777	\$8.30	\$	2,039,949	Tier 2	476.71	207,653	\$8.42	\$	1,748,438
<b>Budget</b>	Tier 3	195.86	85,315	\$10.13	\$	864,241	Tier 3	126.39	55,057	\$10.25	\$	564,334
	<b>Total</b>	1,079.53	470,245			3,925,573	<b>Total</b>	920.47	400,955			3,344,080

		July to December					January to June					
		Tier	Acre Feet	HCF	\$/HCF	Extension	Tier	Acre Feet	HCF	\$/HCF	Extension	
<b>FY2021 Proposed</b>	Tier 1	319.45	139,153	\$6.84	\$	951,807	Tier 1	317.37	138,245	\$6.92	\$	956,655
	Tier 2	564.23	245,777	\$7.75	\$	1,904,772	Tier 2	476.71	207,653	\$7.83	\$	1,625,923
<b>Budget</b>	Tier 3	195.86	85,315	\$9.48	\$	808,786	Tier 3	126.39	55,057	\$9.56	\$	526,345
	<b>Total</b>	1,079.53	470,245			3,665,364	<b>Total</b>	920.47	400,955			3,108,923

		July to December					January to June					
		Tier	Acre Feet	HCF	\$/HCF	Extension	Tier	Acre Feet	HCF	\$/HCF	Extension	
<b>FY2020 Adopted</b>	Tier 1	319.45	139,153	\$6.34	\$	882,227	Tier 1	317.37	138,245	\$6.45	\$	891,678
	Tier 2	564.23	245,777	\$7.20	\$	1,769,596	Tier 2	476.71	207,653	\$7.31	\$	1,517,941
<b>Budget</b>	Tier 3	195.86	85,315	\$8.83	\$	753,335	Tier 3	126.39	55,057	\$8.94	\$	492,212
	<b>Total</b>	1,079.53	470,245			3,405,159	<b>Total</b>	920.47	400,955			2,901,832

[2] Potable water meter service charges are summarized in the following table:

Meter Size	Proposed FY2022 Budget			Proposed FY2021 Budget			Adopted FY2020 Budget		
	Monthly Charge	Number of Meters	Extension	Monthly Charge	Number of Meters	Extension	Monthly Charge	Number of Meters	Extension
3/4"	\$ 33.43	4273	\$ 1,714,156.68	\$ 31.53	4273	\$ 1,616,732.28	\$ 29.74	4273	\$ 1,524,948.24
1"	\$ 52.75	58	\$ 36,714.00	\$ 49.76	58	\$ 34,632.96	\$ 46.94	58	\$ 32,670.24
1.5"	\$ 100.41	18	\$ 21,688.56	\$ 94.72	18	\$ 20,459.52	\$ 89.99	18	\$ 19,437.84
2"	\$ 156.91	194	\$ 365,286.48	\$ 148.02	194	\$ 344,590.56	\$ 141.64	194	\$ 329,737.92
3"	\$ 335.79	6	\$ 24,176.88	\$ 316.78	6	\$ 22,808.16	\$ 305.20	6	\$ 21,974.40
4"	\$ 599.42	2	\$ 14,386.08	\$ 565.49	2	\$ 13,571.76	\$ 546.23	2	\$ 13,109.52
6"	\$ 1,324.41	0	\$ -	\$ 1,249.44	0	\$ -	\$ 1,209.09	0	\$ -
		4551	\$ 2,176,408.68		4551	\$ 2,052,795.24		4551	\$ 1,941,878.16

[3] Other FY2021 revenue includes start fees (\$9K) and NSF fees (\$2.5K).

[4] Estimated water purchase from Calleguas Municipal Water District:

Item	Proposed FY 2022 Budget				Proposed FY 2021 Budget				Adopted FY 2020 Budget			
	Quantity **	Cost	Extension		Quantity **	Cost	Extension		Quantity **	Cost	Extension	
Water purchased (July-Dec)	1,101.12	acre feet	\$ 1,509	\$ 1,661,590	1,101.12	acre feet	\$ 1,472	\$ 1,620,849	1,101.13	acre feet	\$ 1,423	\$ 1,566,901
Water purchased (Jan-June)	938.87	acre feet	\$ 1,562	\$ 1,466,515	938.87	acre feet	\$ 1,509	\$ 1,416,755	938.87	acre feet	\$ 1,472	\$ 1,382,023
Pumping charges	2,039.99	acre feet	\$ 98.10	\$ 200,123	2,039.99	acre feet	\$ 89.18	\$ 181,926	2,040.00	acre feet	\$ 81.07	\$ 165,383
Capacity Reservation Charge (July-Dec)	1,101.12	acre feet	\$ 76.30	\$ 84,015	1,101.12	acre feet	\$ 69.40	\$ 76,418	1,101.13	acre feet	\$ 68.98	\$ 75,956
Capacity Reservation Charge (Jan-June)	938.87	acre feet	\$ 82.62	\$ 77,569	938.87	acre feet	\$ 76.30	\$ 71,636	938.87	acre feet	\$ 69.60	\$ 65,346
Ready to Serve Charge (July-Dec)	1,101.12	acre feet	\$ 72.78	\$ 80,140	1,101.12	acre feet	\$ 68.53	\$ 75,460	1,101.13	acre feet	\$ 69.70	\$ 76,748
Ready to Serve Charge (Jan-June)	938.87	acre feet	\$ 72.44	\$ 68,012	938.87	acre feet	\$ 72.78	\$ 68,331	938.87	acre feet	\$ 68.57	\$ 64,379
Flow penalties		12 months	\$ 500	\$ 6,000		12 months	\$ 500	\$ 6,000		12 months	\$ 500	\$ 6,000
<b>Total</b>				\$ 3,643,964				\$ 3,517,374				\$ 3,402,736

\*\* Quantities are Calculated at 2% More than Quantities Sold

[5] For a detailed breakdown of VRSD Contract Services within each project, please see pages 59-79.

[6] FY2021 Professional Services includes approximately \$114.6K for the core management team (\$26.3K for TWSD General Manager Mark Norris, \$39.5K for Doyle Consulting Services, and \$48.8K for Chi Hermann Consulting) and \$25K for an as-needed engineering consultant contract.

[7] AMI Insurance for the B of A Loan

Conversion Chart - Water Equivalents
1 unit = 100 cubic feet [CF] = 1 HCF = 748.05 gallons
1 acre foot [AF] = 435.60 units = 325,851 gallons

**TRIUNFO WATER & SANITATION DISTRICT**  
**FISCAL YEAR 2021 & 2022 BUDGET SUMMARY**  
**POTABLE WATER DIVISION**

**COMMENTS**

- [8] Days of service for TWSD Board members to attend the ACWA (9 days total).
- [9] Membership and Dues include of ACWA, CUWCC, AWA (VC), and CRWA. For a detailed breakdown, please see page 179.
- [10] Conference and Seminars include ACWA. For a detailed breakdown, please see page 179.
- [11] Water Conservation Rebates
- [12] Utilities are comprised of water, electricity, and telephone services, including a toll-free 800 telephone number.
- [13] Paymentus credit card service fees. Prior to FY2019, this expense was within Permits, Licenses, and Fees.
- [14] Significant Permits, Licenses, & Fees for FY2021 includes \$23K for SWRCB, Encroachment, and EHD, and \$15.4K for other miscellaneous permits.
- [15] For a detailed breakdown of debt service, please see page 177.
- [16] Overhead cost allocation is the Potable Water Division's share of TWSD's own administrative overhead.

[17]

<b>Summary of FY 2021 Capital Projects</b>	
<b>Description</b>	<b>Potable Water</b>
Deerhill Pump Station Improvements	\$82,202
Pipeline Rehabilitation	\$108,160
Reservoir Rehabilitation	\$108,160
Savoy Pump Station Replacement	\$432,640
<b>FY 2021 Capital Projects Estimated Total</b>	<b>\$731,162</b>

<b>Summary of FY 2022 Capital Projects</b>	
<b>Description</b>	<b>Potable Water</b>
Deerhill Pump Station Improvements	\$62,992
Lambourne Pump Station Improvements	\$33,746
Pipeline Rehabilitation	\$112,486
Lindero Pump Station Improvements	\$44,995
Reservoir Rehabilitation	\$112,486
Savoy Pump Station Replacement	\$281,216
Smoketree Pump Station Replacement	\$112,486
<b>FY 2022 Capital Projects Estimated Total</b>	<b>\$760,407</b>

<b>Conversion Chart - Water Equivalents</b>
1 unit = 100 cubic feet [CF] = 1 HCF = 748.05 gallons
1 acre foot [AF] = 435.60 units = 325,851 gallons



VENTURA REGIONAL SANITATION DISTRICT  
 1001 PARTRIDGE DRIVE, SUITE 150  
 VENTURA, CA 93003-0704  
 805.658.4679

# FY21 PROPOSED CUSTOMER BUDGET

Project Number	Account	Quantity	Cost/Price	Extension
122100	<i>Triunfo Sanitation District - PW - Administration - Central Admin</i>			
51010	Wages - Regular			
		Account Total---	\$255,264	
	51010 Director of Finance	90	\$175	\$15,750
	51010 Fiscal Assistant	1460	\$86	\$125,560
	51010 Accountant	80	\$114	\$9,120
	51010 Fiscal Assistant	1219	\$86	\$104,834
52040	General Administrative Expenses			
		Account Total---	\$87,745	
	52040 Document Processing	1	\$1,725	\$1,725
	52040 Postage for Annual Water Report	1	\$2,530	\$2,530
	52040 Postage	12	\$1,955	\$23,460
	52040 Mail Manager Billing & Postage	12	\$5,003	\$60,030
60593	Direct Overhead Charge			
		Account Total---	\$17,192	
	60593 Doyle Consulting Svcs - \$18.53 (15% of \$123.50)	320	\$19	\$5,930
	60593 Mark Norris - \$19.73 (15% of \$131.50) Overhead	200	\$20	\$3,946
	60593 Chi Hermann Consulting - \$14.78 (15% of \$98.50)	495	\$15	\$7,316
		Project 122100 Total---		\$360,201
		Total for this report---		\$360,201

Customer Signature: \_\_\_\_\_ Date: \_\_\_\_\_  
 Approval to Start Project

VRSD Signature: \_\_\_\_\_ Date: \_\_\_\_\_  
 Approval to Start Project



VENTURA REGIONAL SANITATION DISTRICT  
 1001 PARTRIDGE DRIVE, SUITE 150  
 VENTURA, CA 93003-0704  
 805.658.4679

# FY21 PROPOSED CUSTOMER BUDGET

Project Number	Account	Quantity	Cost/Price	Extension
122501	<i>Triunfo Sanitation District - PW - Administration - EPG - OP Water Conservation</i>			
51010	Wages - Regular			Account Total--- \$20,470
	51010 Fiscal Assistant	105	\$86	\$9,030
	51010 Fiscal Assistant	80	\$86	\$6,880
	51010 Accountant	40	\$114	\$4,560
52040	General Administrative Expenses			Account Total--- \$1,725
	52040 Misc.	1	\$1,725	\$1,725
		Project 122501 Total---		\$22,195
		Total for this report---		\$22,195

Customer Signature: \_\_\_\_\_ Date: \_\_\_\_\_  
 Approval to Start Project

VRSD Signature: \_\_\_\_\_ Date: \_\_\_\_\_  
 Approval to Start Project



VENTURA REGIONAL SANITATION DISTRICT  
 1001 PARTRIDGE DRIVE, SUITE 150  
 VENTURA, CA 93003-0704  
 805.658.4679

# FY21 PROPOSED CUSTOMER BUDGET

Project Number	Account	Quantity	Cost/Price	Extension
222200	<i>Triunfo Sanitation District - PW - Maintenance</i>			
51010	Wages - Regular			
		Account Total---		\$67,460
51010	Instrumentation Technician	300	\$107	\$32,100
51010	W/WW Electrical/Mechanical Wkr	340	\$104	\$35,360
		Account Total---		\$17,250
52080	Other Professional Services	1	\$17,250	\$17,250
60598	Fund Transfer Out-FLEET	700	\$2	\$1,050
		Account Total---		\$1,050
		Project	222200 Total---	\$85,760
			Total for this report---	\$85,760

Customer Signature: \_\_\_\_\_ Date: \_\_\_\_\_  
 Approval to Start Project

VRSD Signature: \_\_\_\_\_ Date: \_\_\_\_\_  
 Approval to Start Project



VENTURA REGIONAL SANITATION DISTRICT  
 1001 PARTRIDGE DRIVE, SUITE 150  
 VENTURA, CA 93003-0704  
 805.658.4679

# FY21 PROPOSED CUSTOMER BUDGET

Project Number	Account	Quantity	Cost/Price	Extension
222201	<i>Triunfo Sanitation District - PW - Maintenance - Preventative</i>			
51010	Wages - Regular			Account Total--- \$117,974
	51010 Administrative Asst	36	\$84	\$3,024
	51010 Operations Manager	12	\$172	\$2,064
	51010 W/WW Electrical/Mechanical Wkr	175	\$104	\$18,200
	51010 W/WW Electrical/Mechanical Wkr	26	\$104	\$2,704
	51010 Instrumentation Technician	268	\$107	\$28,676
	51010 W/WW Worker	75	\$90	\$6,750
	51010 W/WW Worker	576	\$90	\$51,840
	51010 W/WW Operations Supervisor	36	\$131	\$4,716
52185	Operating Supplies			Account Total--- \$11,500
60598	Fund Transfer Out-FLEET			Account Total--- \$2,250
	52185 Supplies and Lindero pump #1 rebuild	1	\$11,500	\$11,500
	60598 Fleet Vehicle Usage	1500	\$2	\$2,250
				Project 222201 Total--- \$131,724
				Total for this report--- \$131,724

Customer Signature: \_\_\_\_\_ Date: \_\_\_\_\_  
 Approval to Start Project

VRSD Signature: \_\_\_\_\_ Date: \_\_\_\_\_  
 Approval to Start Project



VENTURA REGIONAL SANITATION DISTRICT  
 1001 PARTRIDGE DRIVE, SUITE 150  
 VENTURA, CA 93003-0704  
 805.658.4679

# FY21 PROPOSED CUSTOMER BUDGET

Project Number	Account	Quantity	Cost/Price	Extension
222202	<i>Triunfo Sanitation District - PW - Maintenance - Electrical System &amp; Controls</i>			
51010	Wages - Regular			Account Total---
	51010 Operations Manager	10	\$172	\$1,720
	51010 Elec & Inst Control Supervisor	280	\$131	\$36,680
	51010 Instrumentation Technician	300	\$107	\$32,100
	51010 W/WW Electrical/Mechanical Wkr	89	\$104	\$9,256
	51010 Instrumentation Technician	175	\$107	\$18,725
52185	Operating Supplies			Account Total---
	52185 Electrical Supplies	1	\$11,500	\$11,500
60598	Fund Transfer Out-FLEET			Account Total---
	60598 Mileage	1000	\$2	\$1,500
				Project 222202 Total---
				\$111,481
				Total for this report---
				\$111,481

Customer Signature: \_\_\_\_\_ Date: \_\_\_\_\_  
 Approval to Start Project

VRSD Signature: \_\_\_\_\_ Date: \_\_\_\_\_  
 Approval to Start Project







VENTURA REGIONAL SANITATION DISTRICT  
 1001 PARTRIDGE DRIVE, SUITE 150  
 VENTURA, CA 93003-0704  
 805.658.4679

# FY21 PROPOSED CUSTOMER BUDGET

Project Number	Account	Quantity	Cost/Price	Extension
222300	<i>Triunfo Sanitation District - PW - Operations</i>			
51010	Wages - Regular			
		Account Total---	\$307,925	
51010	Operations Manager	200	\$172	\$34,400
51010	W/WW Worker	555	\$90	\$49,950
51010	W/WW Worker	563	\$90	\$50,670
51010	W/WW Worker	466	\$90	\$41,940
51010	Office Assistant	500	\$84	\$42,000
51010	W/WW Operations Supervisor	615	\$131	\$80,565
51010	Administrative Asst	100	\$84	\$8,400
52090	Temporary Labor			
		Account Total---	\$2,300	
52090	Weed abatement; misc workloads/repairs	1	\$2,300	\$2,300
52185	Operating Supplies			
		Account Total---	\$3,450	
52185	portable generator; office supplies	1	\$3,450	\$3,450
52186	Other Operating Services			
		Account Total---	\$17,250	
52186	Tree trimming; alarms; Iron maint; DigAlerts;	1	\$17,250	\$17,250
60594	Fund Transfer Out-EQUIPMENT			
		Account Total---	\$1,500	
60594	Equipment Use incl TRUCKS	1	\$1,500	\$1,500
60598	Fund Transfer Out-FLEET			
		Account Total---	\$28,890	
60598	Contingency - Fuel Surcharge	1	\$2,250	\$2,250
60598	Truck 2107/Flat Fee - 2004 Chevy Silverado	12	\$600	\$7,200
60598	Truck 2131/Flat Fee - 2005 Ford F-150 Utility	12	\$620	\$7,440
60598	Truck 2122/Flat Fee - 2008 Ford F-350 Utility	12	\$1,000	\$12,000
222300E	<i>Triunfo Sanitation District - PW - Operations - Emergency Callouts</i>			
		Project	222300 Total---	\$361,315

51040	Wages - Overtime	Account Total---	\$12,030
51040	W/WW Worker	30	\$135
51040	W/WW Worker	30	\$135
51040	W/WW Operations Supervisor	30	\$131

Project 222300E Total--- \$12,030

Total for this report--- \$373,345

Customer Signature: \_\_\_\_\_ Date: \_\_\_\_\_  
Approval to Start Project

VRSD Signature: \_\_\_\_\_ Date: \_\_\_\_\_  
Approval to Start Project



VENTURA REGIONAL SANITATION DISTRICT  
 1001 PARTRIDGE DRIVE, SUITE 150  
 VENTURA, CA 93003-0704  
 805.658.4679

# FY21 PROPOSED CUSTOMER BUDGET

Project Number	Account	Quantity	Cost/Price	Extension
222301	<i>Triunfo Sanitation District - PW - Operations - System Repairs</i>			
51010	Wages - Regular			Account Total--- \$143,048
	51010 W/WW Worker	169	\$90	\$15,210
	51010 W/WW Worker	168	\$90	\$15,120
	51010 Instrumentation Technician	328	\$107	\$35,096
	51010 Operations Manager	20	\$172	\$3,440
	51010 Elec & Inst Control Supervisor	20	\$131	\$2,620
	51010 W/WW Worker	160	\$90	\$14,400
	51010 W/WW Worker	50	\$90	\$4,500
	51010 W/WW Operations Supervisor	402	\$131	\$52,662
52082	Contractor Construction			Account Total--- \$69,000
	52082 Contractor for repairs	1	\$69,000	\$69,000
52185	Operating Supplies			Account Total--- \$17,250
	52185 Valves, couplers, angle stops, valve stacks, etc.	1	\$17,250	\$17,250
52186	Other Operating Services			Account Total--- \$17,250
	52186 Pump repairs, Leak repairs, valve	1	\$17,250	\$17,250
60598	Fund Transfer Out-FLEET			Account Total--- \$4,500
	60598 Mileage	3000	\$2	\$4,500
				Project 222301 Total--- \$251,048

Total for this report--- \$251,048

Customer Signature: \_\_\_\_\_ Date: \_\_\_\_\_  
Approval to Start Project

VRSD Signature: \_\_\_\_\_ Date: \_\_\_\_\_  
Approval to Start Project



VENTURA REGIONAL SANITATION DISTRICT  
 1001 PARTRIDGE DRIVE, SUITE 150  
 VENTURA, CA 93003-0704  
 805.658.4679

# FY21 PROPOSED CUSTOMER BUDGET

Project Number	Account	Quantity	Cost/Price	Extension
222302	<i>Triunfo Sanitation District - PW - Operations - PW Customer Service</i>			
51010	Wages - Regular			
	Account Total---		\$108,236	
51010	Operations Manager	10	\$172	\$1,720
51010	Environmental Resource Analyst	10	\$110	\$1,100
51010	W/WW Worker	250	\$90	\$22,500
51010	W/WW Worker	189	\$90	\$17,010
51010	W/WW Worker	30	\$90	\$2,700
51010	Office Assistant	400	\$84	\$33,600
51010	W/WW Operations Supervisor	226	\$131	\$29,606
52072	IT Maintenance Agreements			
	Account Total---		\$92,234	
52072	Aqua-Metric Customer Portal 97.73%	1	\$50,408	\$50,408
52072	Aqua-Metric Annual Support/Fee 97.73%	1	\$41,826	\$41,826
	Account Total---		\$115	
52185	Operating Supplies			
52185	Operating Supplies & Materials	1	\$115	\$115
	Project 222302 Total---			\$200,585
222302E	<i>Triunfo Sanitation District - PW - Operations - PW Customer Service - Emergency Callouts</i>			
51040	Wages - Overtime			
	Account Total---		\$8,421	
51040	W/WW Worker	21	\$135	\$2,835
51040	W/WW Worker	21	\$135	\$2,835
51040	W/WW Operations Supervisor	21	\$131	\$2,751
	Project 222302E Total---			\$8,421

Total for this report--- \$209,006

Customer Signature: \_\_\_\_\_ Date: \_\_\_\_\_  
Approval to Start Project

VRSD Signature: \_\_\_\_\_ Date: \_\_\_\_\_  
Approval to Start Project



VENTURA REGIONAL SANITATION DISTRICT  
 1001 PARTRIDGE DRIVE, SUITE 150  
 VENTURA, CA 93003-0704  
 805.658.4679

# FY21 PROPOSED CUSTOMER BUDGET

Project Number	Account	Quantity	Cost/Price	Extension
222303	<i>Triunfo Sanitation District - PW - Operations - Fire Hydrant</i>			
51010	Wages - Regular			Account Total--- \$65,034
	51010 W/WW Worker	175	\$90	\$15,750
	51010 W/WW Worker	175	\$90	\$15,750
	51010 W/WW Worker Paint fire hydrants during maintenance	172	\$90	\$15,480
	51010 W/WW Worker Paint fire hydrants during maintenance	29	\$90	\$2,610
	51010 W/WW Worker	20	\$90	\$1,800
	51010 W/WW Operations Supervisor	18	\$131	\$2,358
	51010 W/WW Helper	171	\$66	\$11,286
52185	Operating Supplies			Account Total--- \$11,500
60594	Fund Transfer Out-EQUIPMENT			Account Total--- \$1,500
	52185 Hydrants, misc part, paint supplies, etc	1	\$11,500	\$11,500
60598	Fund Transfer Out-FLEET			Account Total--- \$750
	60594 Equipment Use	1	\$1,500	\$1,500
	60598 C&L mileage	500	\$2	\$750
	Project	222303 Total---		\$78,784
		Total for this report---		\$78,784

Customer Signature: \_\_\_\_\_ Date: \_\_\_\_\_  
 Approval to Start Project

VRSD Signature: \_\_\_\_\_ Date: \_\_\_\_\_  
 Approval to Start Project



VENTURA REGIONAL SANITATION DISTRICT  
 1001 PARTRIDGE DRIVE, SUITE 150  
 VENTURA, CA 93003-0704  
 805.658.4679

# FY21 PROPOSED CUSTOMER BUDGET

Project Number	Account	Quantity	Cost/Price	Extension
222304	<i>Triunfo Sanitation District - PW - Operations - Anode Checks/Leak Protection</i>			
51010	Wages - Regular			Account Total--- \$45,530
	51010 W/WW Worker	60	\$90	\$5,400
	51010 W/WW Worker	50	\$90	\$4,500
	51010 W/WW Operations Supervisor	10	\$131	\$1,310
	51010 W/WW Helper	500	\$66	\$33,000
	51010 W/WW Helper	20	\$66	\$1,320
52185	Operating Supplies			Account Total--- \$115
	52185 Operating Supplies	1	\$115	\$115
				Project 222304 Total--- \$45,645
				Total for this report--- \$45,645

Customer Signature: \_\_\_\_\_ Date: \_\_\_\_\_  
 Approval to Start Project

VRSD Signature: \_\_\_\_\_ Date: \_\_\_\_\_  
 Approval to Start Project





VENTURA REGIONAL SANITATION DISTRICT  
 1001 PARTRIDGE DRIVE, SUITE 150  
 VENTURA, CA 93003-0704  
 805.658.4679

# FY21 PROPOSED CUSTOMER BUDGET

Project Number	Account	Quantity	Cost/Price	Extension
222305	<i>Triunfo Sanitation District - PW - Operations - Meter Replacement</i>			
51010	Wages - Regular			
	Account Total---		\$27,558	
	51010 W/WW Operations Supervisor	18	\$131	\$2,358
	51010 W/WW Worker	240	\$90	\$21,600
	51010 W/WW Worker	40	\$90	\$3,600
	Account Total---		\$2,875	
52185	Operating Supplies			
	Account Total---		\$2,875	
	52185 Various Meters, Iron parts, etc	1	\$2,875	\$2,875
	Project	222305 Total---		\$30,433
	Total for this report---			\$30,433

Customer Signature: \_\_\_\_\_ Date: \_\_\_\_\_  
 Approval to Start Project

VRSD Signature: \_\_\_\_\_ Date: \_\_\_\_\_  
 Approval to Start Project



VENTURA REGIONAL SANITATION DISTRICT  
 1001 PARTRIDGE DRIVE, SUITE 150  
 VENTURA, CA 93003-0704  
 805.658.4679

# FY21 PROPOSED CUSTOMER BUDGET

Project Number	Account	Quantity	Cost/Price	Extension
222307	Wages - Regular			
	51010			
	51010 W/WW Worker	120	\$90	\$10,800
	51010 W/WW Operations Supervisor	120	\$131	\$15,720
	51010 W/WW Worker	120	\$90	\$10,800
	Account Total---			\$37,320
Project	222307 Total---			\$37,320
	Total for this report---			\$37,320

Customer Signature: \_\_\_\_\_ Date: \_\_\_\_\_  
 Approval to Start Project

VRSD Signature: \_\_\_\_\_ Date: \_\_\_\_\_  
 Approval to Start Project



VENTURA REGIONAL SANITATION DISTRICT  
 1001 PARTRIDGE DRIVE, SUITE 150  
 VENTURA, CA 93003-0704  
 805.658.4679

# FY21 PROPOSED CUSTOMER BUDGET

Project Number	Account	Quantity	Cost/Price	Extension
222400	<i>Triunfo Sanitation District - PW - Engineering</i>			
51010	Wages - Regular			
		Account Total---	\$118,535	
51010	Operations Manager	175	\$172	\$30,100
51010	W/WW Operations Supervisor	50	\$131	\$6,550
51010	W/WW Operations Supervisor	110	\$131	\$14,410
51010	Elec & Inst Control Supervisor	225	\$131	\$29,475
51010	Environmental Resource Analyst	100	\$110	\$11,000
51010	W/WW Worker Digalert marking	300	\$90	\$27,000
		Account Total---	\$11,500	
52074	Engineering Consultants			
		Account Total---	\$3,000	
52074	Engineering Services ,GIS, CIP, SCE efficiency	1	\$11,500	\$11,500
60598	Fund Transfer Out-FLEET			
		Account Total---	\$2	\$3,000
		Project	222400 Total---	\$133,035
			Total for this report---	\$133,035

Customer Signature: \_\_\_\_\_ Date: \_\_\_\_\_  
 Approval to Start Project

VRSD Signature: \_\_\_\_\_ Date: \_\_\_\_\_  
 Approval to Start Project



VENTURA REGIONAL SANITATION DISTRICT  
 1001 PARTRIDGE DRIVE, SUITE 150  
 VENTURA, CA 93003-0704  
 805.658.4679

# FY21 PROPOSED CUSTOMER BUDGET

Project Number	Account	Quantity	Cost/Price	Extension
222414	<i>Triunfo Water &amp; Sanitation District - PW- Engineering - Lamborne &amp; Deerhill BPS Vault</i>			
51010	Wages - Regular			Account Total--- \$12,006
	51010 W/WW Operations Supervisor	27	\$131	\$3,537
	51010 W/WW Operations Supervisor	9	\$131	\$1,179
	51010 W/WW Worker	27	\$90	\$2,430
	51010 W/WW Worker	27	\$90	\$2,430
	51010 W/WW Worker	27	\$90	\$2,430
52185	Operating Supplies			Account Total--- \$5,750
	52185 Sealing Supplies	1	\$5,750	\$5,750
60594	Fund Transfer Out-EQUIPMENT			Account Total--- \$2,250
	60594 Equipment	1	\$2,250	\$2,250
60598	Fund Transfer Out-FLEET			Account Total--- \$375
	60598 Mileage	250	\$2	\$375
				Project 222414 Total--- \$20,381
				Total for this report--- \$20,381

Customer Signature: \_\_\_\_\_ Date: \_\_\_\_\_  
 Approval to Start Project

VRSD Signature: \_\_\_\_\_ Date: \_\_\_\_\_  
 Approval to Start Project



VENTURA REGIONAL SANITATION DISTRICT  
 1001 PARTRIDGE DRIVE, SUITE 150  
 VENTURA, CA 93003-0704  
 805.658.4679

# FY21 PROPOSED CUSTOMER BUDGET

Project Number	Account	Quantity	Cost/Price	Extension
222415	<i>Triunfo Water &amp; Sanitation District - PW- Engineering - Kilburn Tank Coating Rehab</i>			
51010	Wages - Regular			Account Total---
				\$31,596
	51010 W/WW Operations Supervisor	36	\$131	\$4,716
	51010 W/WW Worker	80	\$90	\$7,200
	51010 W/WW Worker	80	\$90	\$7,200
	51010 W/WW Worker	80	\$90	\$7,200
	51010 W/WW Helper	80	\$66	\$5,280
52185	Operating Supplies			Account Total---
				\$11,500
52220	Equipment Rental/Lease			Account Total---
	52185 Supplies - Primer, Paint, Blast sand	1	\$11,500	\$11,500
60594	Fund Transfer Out-EQUIPMENT			Account Total---
	52220 Aerial lift Rental	1	\$5,750	\$5,750
60598	Fund Transfer Out-FLEET			Account Total---
	60594 Equipment	1	\$2,250	\$2,250
	60598 Mileage	500	\$2	\$750
				Project 222415 Total---
				\$51,846
				Total for this report---
				\$51,846

Customer Signature: \_\_\_\_\_ Date: \_\_\_\_\_  
 Approval to Start Project

VRSD Signature: \_\_\_\_\_ Date: \_\_\_\_\_  
 Approval to Start Project



VENTURA REGIONAL SANITATION DISTRICT  
 1001 PARTRIDGE DRIVE, SUITE 150  
 VENTURA, CA 93003-0704  
 805.658.4679

# FY21 PROPOSED CUSTOMER BUDGET

Project Number	Account	Quantity	Cost/Price	Extension
222500	<i>Triunfo Sanitation District - PW - EPG - Potable Water</i>			
51010	Wages - Regular			
		Account Total---		\$44,372
	51010 Environmental Resource Analyst	80	\$110	\$8,800
	51010 W/WW Operations Supervisor	12	\$131	\$1,572
	51010 Operations Manager	80	\$172	\$13,760
	51010 Environmental Resource Analyst UWMP	60	\$110	\$6,600
	51010 Office Assistant	100	\$84	\$8,400
	51010 W/WW Operations Supervisor UWMP	40	\$131	\$5,240
		Account Total---		\$5,750
52080	Other Professional Services			
		Account Total---		\$16,675
52155	Lab Services and Supplies	1	\$5,750	\$5,750
60598	Fund Transfer Out-FLEET	1	\$16,675	\$16,675
		Account Total---		\$450
60598	Mileage	300	\$2	\$450
		Project	222500 Total---	\$67,247
			Total for this report---	\$67,247

Customer Signature: \_\_\_\_\_ Date: \_\_\_\_\_  
 Approval to Start Project

VRSD Signature: \_\_\_\_\_ Date: \_\_\_\_\_  
 Approval to Start Project



VENTURA REGIONAL SANITATION DISTRICT  
 1001 PARTRIDGE DRIVE, SUITE 150  
 VENTURA, CA 93003-0704  
 805.658.4679

# FY21 PROPOSED CUSTOMER BUDGET

Project Number	Account	Quantity	Cost/Price	Extension
222501	<i>Triunfo Sanitation District - PW - EPG - OP Water Conservation</i>			
51010	Wages - Regular			
		Account Total---	\$28,940	
	51010 Environmental Resource Analyst	100	\$110	\$11,000
	51010 Office Assistant	120	\$84	\$10,080
	51010 W/WW Operations Supervisor	60	\$131	\$7,860
	Account Total---		\$375	
60598	Fund Transfer Out-FLEET			
	60598 Mileage	250	\$2	\$375
		Project 222501 Total---	\$29,315	
		Total for this report---	\$29,315	

Customer Signature: \_\_\_\_\_ Date: \_\_\_\_\_  
 Approval to Start Project

VRSD Signature: \_\_\_\_\_ Date: \_\_\_\_\_  
 Approval to Start Project

**THIS PAGE INTENTIONALLY LEFT BLANK**



**Recycled Water Division .....**

**TRIUNFO WATER & SANITATION DISTRICT**  
**FISCAL YEAR 2021 & 2022 BUDGET SUMMARY**  
**RECYCLED WATER DIVISION**

Description	Actual FY 2017 Yearend	Actual FY 2018 Yearend	Actual FY 2019 Yearend	Adjusted FY 2020 Budget	Estimated FY 2020 Yearend	Proposed FY 2021 Budget	Proposed FY 2022 Budget
<b>Operating revenues:</b>							
Fees, sales	\$ 2,406,038	\$ 2,575,320	\$ 2,176,845	\$ 2,776,756	\$ 2,230,154	\$ 2,873,597	\$ 3,004,374 [1]
Service charges	180,429	207,159	215,724	209,281	222,189	210,249	214,457 [2]
Rental revenue - Cell Towers	-	-	-	-	-	-	-
Penalty revenue	1,088	5,906	1,499	-	4,686	-	-
Other revenue	-	197	-	-	33,335	-	-
<b>Total operating revenues</b>	<b>2,587,555</b>	<b>2,788,581</b>	<b>2,394,067</b>	<b>2,986,038</b>	<b>2,490,363</b>	<b>3,083,846</b>	<b>3,218,831</b>
<b>Operating expenses:</b>							
Recycled water purchase	1,629,682	716,702	564,870	714,625	582,550	639,345	679,082 [3]
VRSD contract services - Operations	50,225	315,405	320,654	159,606	145,290	172,238	190,161 [4]
VRSD contract services - Administration	57,762	38,348	35,692	74,061	59,249	68,975	71,390 [4]
Operating materials and supplies	-	-	-	-	-	-	-
Contract services	-	-	-	-	-	-	-
Professional services	6,221	2,966	192,145	20,510	39,780	46,375	47,998 [5]
Insurance	5,449	24,026	21,447	24,287	26,844	26,875	27,816 [6]
Board member fees and reimbursable expenses	-	-	-	-	-	-	-
Membership and dues	963	963	1,017	1,000	1,427	1,000	1,035 [7]
Conference and seminars	-	1,705	75	-	2,598	-	-
Management and administrative	-	1,686	74,907	-	-	-	-
Utilities	13,877	37,432	52,417	55,000	49,165	52,500	54,338 [8]
Bank service charges	-	-	-	-	-	-	-
Permits, licenses and fees	137	1,299	472	-	-	-	-
<b>Total operating expenses</b>	<b>1,764,315</b>	<b>1,140,533</b>	<b>1,263,695</b>	<b>1,049,090</b>	<b>906,903</b>	<b>1,007,309</b>	<b>1,071,819</b>
<b>Operating income(loss) before depreciation</b>	<b>823,240</b>	<b>1,648,049</b>	<b>1,130,372</b>	<b>1,936,948</b>	<b>1,583,460</b>	<b>2,076,537</b>	<b>2,147,012</b>
Depreciation and amortization	147,460	391,918	393,439	391,918	394,199	394,199	394,199
<b>Operating income(loss)</b>	<b>675,780</b>	<b>1,256,130</b>	<b>736,933</b>	<b>1,545,030</b>	<b>1,189,261</b>	<b>1,682,338</b>	<b>1,752,813</b>
<b>Non-operating revenues(expenses):</b>							
Interest and investment earnings	1	-	-	-	-	-	-
Gain(loss) on sales and/or disposals of assets	-	-	-	-	-	-	-
Debt service interest expense	( 83,386 )	( 342,385 )	( 323,150 )	( 310,768 )	( 310,768 )	( 290,546 )	( 269,692 ) [9]
Contributed capital assets	-	-	-	-	-	-	-
Overhead cost allocation	( 117,457 )	( 148,899 )	( 173,839 )	( 205,544 )	( 175,399 )	( 176,177 )	( 170,207 ) [10]
Other, net	-	-	-	-	-	-	-
<b>Total non-operating revenues(expenses)</b>	<b>( 200,842 )</b>	<b>( 491,284 )</b>	<b>( 496,989 )</b>	<b>( 516,312 )</b>	<b>( 486,167 )</b>	<b>( 466,723 )</b>	<b>( 439,899 )</b>
<b>Change in net assets before capital expenses</b>	<b>\$ 474,937</b>	<b>\$ 764,846</b>	<b>\$ 239,944</b>	<b>\$ 1,028,718</b>	<b>\$ 703,094</b>	<b>\$ 1,215,615</b>	<b>\$ 1,312,914</b>
Capital expenses	-	-	-	-	-	162,240	168,729 [11]
Capital expenses - contra	-	-	-	-	-	-	-
<b>Capital expenses, net</b>	<b>-</b>	<b>-</b>	<b>-</b>	<b>-</b>	<b>-</b>	<b>162,240</b>	<b>168,729</b>
<b>Change in net assets</b>	<b>\$ 474,937</b>	<b>\$ 764,846</b>	<b>\$ 239,944</b>	<b>\$ 1,028,718</b>	<b>\$ 703,094</b>	<b>\$ 1,053,375</b>	<b>\$ 1,144,185</b>

**TRIUNFO WATER & SANITATION DISTRICT**  
**FISCAL YEAR 2021 & 2022 BUDGET SUMMARY**  
**RECYCLED WATER DIVISION**

**COMMENTS**

[1] Estimated recycled water sales for FY2021 include increases proposed to go into effect on July 1, 2020, and July 1, 2021, in accordance with Ordinance No. TSD-450, and increases set to go into effect on January 1, 2021, and January 1, 2022, in accordance with percentage increase to the Calleguas Municipal Water District's wholesale supply rate for potable water:

Estimated TSD Wholesale Sales in Acre Feet [AF]												
Wholesale	Proposed FY 2022 Budget				Proposed FY 2021 Budget				Adopted FY 2020 Budget			
	AF	HCF	\$/AF	Extension	AF	HCF	\$/AF	Extension	AF	HCF	\$/AF	Extension
Jul-Dec	293.57	127,879	\$1,207.20	\$354,398	293.57	127,879	\$1,177.60	\$345,708	293.57	127,879	\$1,138.40	\$334,201
Jan-Jun	192.87	84,014	\$1,249.60	\$241,010	192.87	84,014	\$1,207.20	\$232,833	192.87	84,015	\$1,177.60	\$227,126
Total	486.44	211,893		\$595,408	486.44	211,893		\$578,541	486.44	211,894		\$561,326

Estimated TSD Retail Sales [HCF] to Oak Park and Lake Sherwood												
Retail	Proposed FY 2022 Budget				Proposed FY 2021 Budget				Adopted FY 2020 Budget			
	AF	HCF	\$/HCF	Extension	AF	HCF	\$/HCF	Extension	AF	HCF	\$/HCF	Extension
Jul-Dec	601.74	262,120	\$5.50	\$1,441,660	601.74	262,120	\$5.26	\$1,378,751	601.75	262,120	\$5.06	\$1,326,328
Jan-Jun	390.27	170,001	\$5.69	\$967,306	390.27	170,001	\$5.39	\$916,305	390.27	170,001	\$5.23	\$889,106
Total	992.01	432,121		\$2,408,966	992.01	432,121		\$2,295,057	992.01	432,121		\$2,215,434

[2] Recycled Water Meter Service Charges:

Meter Size	Proposed FY2022 Budget			Proposed FY2021 Budget			Adopted FY2020 Budget		
	Monthly Charge	Number of Meters	Extension	Monthly Charge	Number of Meters	Extension	Monthly Charge	Number of Meters	Extension
2"	\$ 157.46	91	\$ 171,946.32	\$ 154.37	91	\$ 168,572.04	\$ 153.66	91	\$ 167,796.72
3"	\$ 295.22	2	\$ 7,085.28	\$ 289.43	2	\$ 6,946.32	\$ 288.09	2	\$ 6,914.16
4"	\$ 492.03	4	\$ 23,617.44	\$ 482.38	4	\$ 23,154.24	\$ 480.16	4	\$ 23,047.68
6"	\$ 983.98	1	\$ 11,807.76	\$ 964.68	1	\$ 11,576.16	\$ 960.24	1	\$ 11,522.88
		98	\$ 214,456.80		98	\$ 210,248.76		98	\$ 209,281.44

[3] Recycled Water Purchase:

Estimated Acre Feet (AF) Purchase from JPA									
	Proposed FY 2022 Budget			Proposed FY 2021 Budget			Adopted FY 2020 Budget		
	AF	\$/AF	Extension	AF	\$/AF	Extension	AF	\$/AF	Extension
Jul-Dec	904.95	\$456.63	\$413,227.32	904.95	\$429.91	\$389,047.05	904.95	\$480.53	\$434,858.00
Jan-Jun	582.21	\$456.63	\$265,854.55	582.21	\$429.91	\$250,297.90	582.21	\$480.53	\$279,767.17
Total (AF)	1,487.16		\$679,081.87	1,487.16		\$639,344.96	1,487.16		\$714,625.17

[4] For a detailed breakdown of VRSD Contract Services within each project, please see pages 85-88.

[5] FY2021 Professional Services includes approximately \$46.4K for the core management team (\$15.8K for TWSD General Manager Mark Norris, \$19.8K for Doyle Consulting Services, and \$10.8K for Chi Hermann Consulting).

[6] FY2021 Insurance includes \$26K for the Recycled Water system and \$0.9K for the AMI system.

[7] Memberships and Dues consists of WateReuse.

[8] Electricity related to Pumping

[9] For a detailed breakdown of debt service, please see page 177.

[10] Overhead cost allocation is the Recycled Water Division's share of TWSD's own administrative overhead.

Conversion Chart - Water Equivalents
1 unit = 100 cubic feet [CF] = 1 HCF = 748.05 gallons
1 acre foot [AF] = 435.60 units = 325,851 gallons

**TRIUNFO WATER & SANITATION DISTRICT**  
**FISCAL YEAR 2021 & 2022 BUDGET SUMMARY**  
*RECYCLED WATER DIVISION*

**COMMENTS**

[11]

<b>Summary of FY 2021 Capital Projects</b>	
<b>Description</b>	<b>Recycled Water</b>
Pipeline Rehabilitation	\$108,160
Reservoir Rehabilitation	\$54,080
<b>FY 2021 Capital Projects Estimated Total</b>	<b>\$162,240</b>

<b>Summary of FY 2022 Capital Projects</b>	
<b>Description</b>	<b>Recycled Water</b>
Pipeline Rehabilitation	\$112,486
Reservoir Rehabilitation	\$56,243
<b>FY 2022 Capital Projects Estimated Total</b>	<b>\$168,729</b>

<b>Conversion Chart - Water Equivalents</b>
1 unit = 100 cubic feet [CF] = 1 HCF = 748.05 gallons 1 acre feet [AF] = 435.60 units = 325,851 gallons



VENTURA REGIONAL SANITATION DISTRICT  
 1001 PARTRIDGE DRIVE, SUITE 150  
 VENTURA, CA 93003-0704  
 805.658.4679

# FY21 PROPOSED CUSTOMER BUDGET

Project Number	Account	Quantity	Cost/Price	Extension
123100	<i>Triunfo Sanitation District - RW - Administration - RW Customer Service</i>			
51010	Wages - Regular			Account Total--- \$60,444
	51010 Fiscal Assistant	100	\$86	\$8,600
	51010 Director of Finance	12	\$175	\$2,100
	51010 Accountant	40	\$114	\$4,560
	51010 Fiscal Assistant	80	\$86	\$6,880
	51010 Management Analyst-Central Adm	336	\$114	\$38,304
52040	General Administrative Expenses			Account Total--- \$1,573
	52040 Mail Manager Billing & Postage	12	\$131	\$1,573
60593	Direct Overhead Charge			Account Total--- \$6,958
	60593 Doyle Consulting Svcs - \$18.53 (15% of \$123.50)	160	\$19	\$2,965
	60593 Mark Norris - \$19.73 (15% of \$131.50) Overhead	120	\$20	\$2,368
	60593 Chi Hermann Consulting - \$14.78 (15% of \$98.50)	110	\$15	\$1,626
	Project	123100 Total---		\$68,975
		Total for this report---		\$68,975

Customer Signature: \_\_\_\_\_ Date: \_\_\_\_\_  
 Approval to Start Project

VRSD Signature: \_\_\_\_\_ Date: \_\_\_\_\_  
 Approval to Start Project



VENTURA REGIONAL SANITATION DISTRICT  
 1001 PARTRIDGE DRIVE, SUITE 150  
 VENTURA, CA 93003-0704  
 805.658.4679

# FY21 PROPOSED CUSTOMER BUDGET

Project Number	Account	Quantity	Cost/Price	Extension
223200	<i>Triunfo Sanitation District - RW - Maintenance</i>			
51010	Wages - Regular			
		Account Total---	\$52,237	
51010	Operations Manager	5	\$172	\$860
51010	W/WW Operations Supervisor	27	\$131	\$3,537
51010	W/WW Electrical/Mechanical Wkr	50	\$104	\$5,200
51010	W/WW Worker	36	\$90	\$3,240
51010	Instrumentation Technician	200	\$107	\$21,400
51010	W/WW Worker	100	\$90	\$9,000
51010	W/WW Worker	100	\$90	\$9,000
52185	Operating Supplies			
		Account Total---	\$11,500	
52185	Oils, misc repair parts	1	\$11,500	\$11,500
60594	Fund Transfer Out-EQUIPMENT			
		Account Total---	\$3,000	
60594	Special tools and equipment	1	\$3,000	\$3,000
60598	Fund Transfer Out-FLEET			
		Account Total---	\$3,000	
60598	Mileage	2000	\$2	\$3,000
		Project	223200 Total---	\$69,737
			Total for this report---	\$69,737

Customer Signature: \_\_\_\_\_ Date: \_\_\_\_\_  
 Approval to Start Project

VRSD Signature: \_\_\_\_\_ Date: \_\_\_\_\_  
 Approval to Start Project



VENTURA REGIONAL SANITATION DISTRICT  
 1001 PARTRIDGE DRIVE, SUITE 150  
 VENTURA, CA 93003-0704  
 805.658.4679

# FY21 PROPOSED CUSTOMER BUDGET

Project Number	Account	Quantity	Cost/Price	Extension
223300	<i>Triunfo Sanitation District - RW - Operations</i>			
51010	Wages - Regular			
	Account Total---		\$69,417	
51010	Operations Manager	6	\$172	\$1,032
51010	Environmental Resource Analyst	6	\$110	\$660
51010	W/WW Worker	80	\$90	\$7,200
51010	W/WW Worker	80	\$90	\$7,200
51010	W/WW Worker	80	\$90	\$7,200
51010	W/WW Worker	10	\$90	\$900
51010	Office Assistant	100	\$84	\$8,400
51010	W/WW Operations Supervisor	75	\$131	\$9,825
51010	W/WW Worker Digalert marking	300	\$90	\$27,000
52072	IT Maintenance Agreements			
	Account Total---		\$2,142	
52072	Aqua-Metric Customer Portal 2.27%	1	\$1,171	\$1,171
52072	Aqua-Metric Annual Support/Fee 2.27%	1	\$971	\$971
52185	Operating Supplies			
	Account Total---		\$11,500	
52185	Var. meters, angle stops, PRVs, paint for blow-offs,	1	\$11,500	\$11,500
52186	Other Operating Services			
	Account Total---		\$13,800	
52186	Backflow testing/repairs; ClaValve rebuild; PRV	1	\$13,800	\$13,800
60598	Fund Transfer Out-FLEET			
	Account Total---		\$2,025	
60598	Mileage	1350	\$2	\$2,025
223300E	<i>Triunfo Sanitation District - RW - Operations - Emergency Callouts</i>			
	Project		223300 Total---	\$98,884
51040	Wages - Overtime			
	Account Total---		\$3,617	
51040	W/WW Worker	10	\$135	\$1,350

51040 W/WW Worker \$1,350

\$135

10

\$917

\$131

7

Project 223300E Total--- \$3,617

Total for this report--- \$102,501

Customer Signature: \_\_\_\_\_ Date: \_\_\_\_\_  
Approval to Start Project

VRSD Signature: \_\_\_\_\_ Date: \_\_\_\_\_  
Approval to Start Project



# Supplemental Information .....

<b>VRSD Contract Services to TSD .....</b>	<b>91</b>
Project Summary – Budget Comparison .....	93
Hourly Rates .....	95
Equipment & Supply (Consumable) Rates .....	96
Contract Labor Estimate – Hours by Classification.....	98
Contract Labor Estimate – Dollars by Classification.....	106
Contract Services Cost Analysis by Project .....	114
<b>Las Virgenes - Triunfo JPA Draft FY2021 and FY2022 Budget .....</b>	<b>133</b>
Operations Summary .....	134
Recycled Water Wholesale Rate Computations .....	137
CIP Projects .....	149
<b>Reserve Level Policy (Adopted 01/27/2020).....</b>	<b>171</b>
<b>Reserve Analysis .....</b>	<b>175</b>
<b>Debt Service .....</b>	<b>177</b>
<b>Membership Dues, Conferences &amp; Seminars .....</b>	<b>179</b>
<b>Ordinance No. 250 (Proposed 05/18/2020) - Wastewater Fees .....</b>	<b>181</b>
<b>Ordinance No. 350 (Proposed 05/18/2020) - Potable Water Fees.....</b>	<b>189</b>
<b>Ordinance No. 450 (Proposed 05/18/2020) - Recycled Water Fees.....</b>	<b>195</b>
<b>Budget Glossary .....</b>	<b>199</b>

**THIS PAGE INTENTIONALLY LEFT BLANK**



# **Proposed Fiscal Year 2021 VRSD Contract Services to TWSD**

*July 1, 2020 – June 30, 2021*

May 18, 2020

# Table of Contents

<b>VRSD Project Summary .....</b>	<b>3</b>
<b>VRSD Hourly Rates .....</b>	<b>5</b>
<b>VRSD Equipment &amp; Supply (Consumable) Rates .....</b>	<b>6</b>
<b>VRSD Contract Labor Estimate – Hours by Classification .....</b>	<b>8</b>
<b>VRSD Contract Labor Estimate – Dollars by Classification .....</b>	<b>16</b>
<b>VRSD Contract Services Cost Analysis by Project .....</b>	<b>24</b>

**TRIUNFO WATER & SANITATION DISTRICT**  
**VRSD Contract Services**  
**Project Summary - FY 2021 vs. FY 2020 Budget Comparison**

<b>Central Administration</b>	<b>Project Number</b>	<b>Adopted FY 20 Budget</b>	<b>Proposed FY 21 Budget</b>	<b>Change</b>	<b>% Change</b>
Administration - Central Admin	121100	\$917,755	\$603,806	(\$313,949)	-34%
Administration - Wastewater Admin	121101	\$102,511	\$58,175	(\$44,336)	-43%
Administration - Special Projects	121103	\$20,124	\$19,656	(\$468)	-2%
Administration - JPA - Pure Water Project	121104	\$3,422	\$3,551	\$129	4%
Administration - PW Customer Service	122100	\$372,875	\$360,201	(\$12,674)	-3%
Administration - EPG - OP Water Conservation	122501	\$22,765	\$22,195	(\$570)	-3%
Administration - RW Customer Service	123100	\$86,203	\$68,975	(\$17,228)	-20%
<b>Total Central Administration Costs</b>		<b>\$1,525,655</b>	<b>\$1,136,560</b>	<b>(\$389,095)</b>	<b>-26%</b>
<i>Less: Administration - Wastewater Admin</i>	<i>121101</i>	<i>(\$102,511)</i>	<i>(\$58,175)</i>	<i>\$44,336</i>	<i>-43%</i>
<i>Less: Administration - JPA - Pure Water Project</i>	<i>121104</i>	<i>(\$3,422)</i>	<i>(\$3,551)</i>	<i>(\$129)</i>	<i>4%</i>
<i>Less: Administration - PW Customer Service</i>	<i>122100</i>	<i>(\$372,875)</i>	<i>(\$360,201)</i>	<i>\$12,674</i>	<i>-3%</i>
<i>Less: Administration - EPG - OP Water Conservation</i>	<i>122501</i>	<i>(\$22,765)</i>	<i>(\$22,195)</i>	<i>\$570</i>	<i>-3%</i>
<i>Less: Administration - RW Customer Service</i>	<i>123100</i>	<i>(\$86,203)</i>	<i>(\$68,975)</i>	<i>\$17,228</i>	<i>-20%</i>
<b>Central Administration Total</b>		<b>\$937,879</b>	<b>\$623,462</b>	<b>(\$314,417)</b>	<b>-34%</b>

<b>Wastewater</b>	<b>Project Number</b>	<b>Adopted FY 20 Budget</b>	<b>Proposed FY 21 Budget</b>	<b>Change</b>	<b>% Change</b>
Maintenance	221200	\$149,670	\$159,655	\$9,985	7%
Maintenance - Collection System	221201	\$453,775	\$490,103	\$36,328	8%
Maintenance - Collection System - Emergency Callouts	221201E	\$12,180	\$12,030	(\$150)	-1%
Maintenance - N. Shore Tank	221202	\$48,825	\$49,688	\$863	2%
Maintenance - N. Shore Tank - Emergency Callouts	221202E	\$1,896	\$1,872	(\$24)	-1%
Maintenance - Manhole Rehab	221203	\$325,174	\$326,772	\$1,598	0%
Maintenance - Preventative	221204	\$73,680	\$74,044	\$364	0%
Maintenance - Electrical System and Controls	221206	\$97,110	\$98,997	\$1,887	2%
Maintenance - Bell Canyon - Collection System	221207	\$103,405	\$115,078	\$11,673	11%
Maintenance - Bell Canyon - Preventative	221208	\$27,961	\$27,057	(\$904)	-3%
Operations - Administration Field	221300	\$36,260	\$35,940	(\$320)	-1%
Operations	221301	\$105,184	\$90,577	(\$14,607)	-14%
Operations - Emergency Callouts	221301E	\$2,370	\$2,340	(\$30)	-1%
Operations - Bell Canyon	221302	\$13,545	\$13,826	\$281	2%
Operations - Bell Canyon - Administration Field	221303	\$6,732	\$4,584	(\$2,148)	-32%
Engineering	221400	\$110,474	\$121,317	\$10,843	10%
Engineering - BCYN	221401	\$0	\$102,422	\$102,422	100%
Engineering - Polo LS New Control Cabinet Project	221410	\$38,960	\$38,624	(\$336)	-1%
Engineering - BC Communication and Controls Project	221411	\$36,117	\$37,080	\$963	3%
Engineering - Hot Spot Reduction Project	221413	\$17,722	\$0	(\$17,722)	-100%
Engineering - Lakeside Lift Station Rehabilitation Project	221415	\$0	\$122,238	\$122,238	100%
EPG - Sewer System Management Plan	221500	\$18,960	\$15,568	(\$3,392)	-18%
EPG - Source Control	221501	\$114,915	\$106,190	(\$8,725)	-8%
<b>Total Wastewater Operations Costs</b>		<b>\$1,794,915</b>	<b>\$2,046,001</b>	<b>\$251,086</b>	<b>14%</b>
<i>Add: Administration - Wastewater Admin</i>	<i>121101</i>	<i>\$102,511</i>	<i>\$58,175</i>	<i>(\$44,336)</i>	<i>-43%</i>
<i>Add: Administration - JPA - Pure Water Project</i>	<i>121104</i>	<i>\$3,422</i>	<i>\$3,551</i>	<i>\$129</i>	<i>4%</i>
<b>Wastewater Total</b>		<b>\$1,900,848</b>	<b>\$2,107,727</b>	<b>\$206,880</b>	<b>11%</b>

**TRIUNFO WATER & SANITATION DISTRICT**  
**VRSD Contract Services**  
**Project Summary - FY 2021 vs. FY 2020 Budget Comparison**

<b>Potable Water</b>	<b>Project Number</b>	<b>Adopted FY 20 Budget</b>	<b>Proposed FY 21 Budget</b>	<b>Change</b>	<b>% Change</b>
Maintenance	222200	\$102,700	\$85,760	(\$16,940)	-16%
Maintenance - Preventative	222201	\$143,757	\$131,724	(\$12,033)	-8%
Maintenance - Electrical System and Controls	222202	\$114,801	\$111,481	(\$3,320)	-3%
Maintenance - Coatings & Linings	222203	\$27,316	\$27,984	\$668	2%
Operations	222300	\$349,568	\$361,315	\$11,747	3%
Operations - Emergency Callouts	222300E	\$12,180	\$12,030	(\$150)	-1%
Operations - System Repairs	222301	\$278,757	\$251,048	(\$27,709)	-10%
Operations - PW Customer Service	222302	\$188,340	\$200,585	\$12,245	7%
Operations - PW Customer Service - Emergency Callouts	222302E	\$8,526	\$8,421	(\$105)	-1%
Operations - Fire Hydrants	222303	\$78,107	\$78,784	\$677	1%
Operations - Anode Checks/Leak Protection	222304	\$47,415	\$45,645	(\$1,770)	-4%
Operations - Meter Replacement	222305	\$30,975	\$30,433	(\$542)	-2%
Operations - Customer AMI Training	222307	\$56,520	\$37,320	(\$19,200)	-34%
Engineering	222400	\$86,375	\$133,035	\$46,660	54%
Engineering - Savoy BPS Vault Project	222410	\$19,632	\$0	(\$19,632)	-100%
Engineering - Dive Inspections of all PW Tanks	222411	\$21,247	\$0	(\$21,247)	-100%
Engineering - Savoy Tank Coating Rehab.	222412	\$51,530	\$0	(\$51,530)	-100%
Engineering - Distr. System Pressure Station Evaluation and Desig	222413	\$25,201	\$0	(\$25,201)	-100%
Engineering - Lamborne & Deerhill BPS Vault Projects	222414	\$0	\$20,381	\$20,381	100%
Engineering - Kilburn Tank Coating Rehab	222415	\$0	\$51,846	\$51,846	100%
EPG - Potable Water	222500	\$73,355	\$67,247	(\$6,108)	-8%
EPG - OP Water Conservation	222501	\$29,570	\$29,315	(\$255)	-1%
<b>Total Potable Water Operations Costs</b>		<b>\$1,745,872</b>	<b>\$1,684,354</b>	<b>(\$61,518)</b>	<b>-4%</b>
<i>Add: Administration - PW Customer Service</i>	<i>122100</i>	<i>\$372,875</i>	<i>\$360,201</i>	<i>(\$12,674)</i>	<i>-3%</i>
<i>Add: Administration - EPG - OP Water Conservation</i>	<i>122501</i>	<i>\$22,765</i>	<i>\$22,195</i>	<i>(\$570)</i>	<i>-3%</i>
<b>Potable Water Total</b>		<b>\$2,141,512</b>	<b>\$2,066,749</b>	<b>(\$74,763)</b>	<b>-3%</b>

<b>Recycled Water</b>	<b>Project Number</b>	<b>Adopted FY 20 Budget</b>	<b>Proposed FY 21 Budget</b>	<b>Change</b>	<b>% Change</b>
Maintenance	223200	\$72,837	\$69,737	(\$3,100)	-4%
Operations	223300	\$83,099	\$98,884	\$15,785	19%
Operations - Emergency Callouts	223300E	\$3,670	\$3,617	(\$53)	-1%
<b>Total Recycled Water Operations Costs</b>		<b>\$159,606</b>	<b>\$172,238</b>	<b>\$12,632</b>	<b>8%</b>
<i>Add: Administration - RW Customer Service</i>	<i>123100</i>	<i>\$86,203</i>	<i>\$68,975</i>	<i>(\$17,228)</i>	<i>-20%</i>
<b>Recycled Water Total</b>		<b>\$245,809</b>	<b>\$241,214</b>	<b>(\$4,595)</b>	<b>-2%</b>

<b>Capital Projects</b>	<b>Project Number</b>	<b>Adopted FY 20 Budget</b>	<b>Proposed FY 21 Budget</b>	<b>Change</b>	<b>% Change</b>
<b>Capital Projects Total</b>		<b>\$0</b>	<b>\$0</b>	<b>\$0</b>	<b>100%</b>

<b>Project Summary Total</b>		<b>\$5,226,048</b>	<b>\$5,039,153</b>	<b>(\$186,895)</b>	<b>-3.6%</b>
------------------------------	--	--------------------	--------------------	--------------------	--------------

**VENTURA REGIONAL SANITATION DISTRICT  
HOURLY RATES  
JULY 1, 2020 THROUGH JUNE 30, 2021**

			FY 2020		FY 2021	
<u>CENTRAL ADMINISTRATION</u>			Hourly	OT	Hourly	OT
Div.	Pos.	Title				
CA	110	Human Resources Technician	\$86	\$129	\$84	\$126
CA	207	Administrative Assistant	\$86	\$129	\$84	\$126
CA	601	Fiscal Assistant	\$88	\$132	\$86	\$129
CA	605	Senior Fiscal Assistant	\$88	\$132	\$86	\$129
CA	208	Executive Assistant/Clerk of the Board	\$104	\$156	\$103	\$155
CA	103	Management Analyst	\$119	NA	\$114	NA
CA	109	Senior Management Analyst	\$119	NA	\$114	NA
CA	112	Safety Officer	\$119	NA	\$121	NA
CA	607	Accountant	\$119	NA	\$114	NA
CA	608	Senior Accountant	\$119	NA	\$114	NA
CA	111	Human Resources Manager	\$132	NA	\$131	NA
CA	502	Director of Finance	\$175	NA	\$175	NA
CA	501	General Manager	\$194	NA	\$197	NA
<u>OPERATIONS</u>			Hourly	OT	Hourly	OT
Div.	Pos.	Title				
WWW	209	Office Assistant	\$86	\$129	\$84	\$126
WWW	207	Administrative Assistant	\$86	\$129	\$84	\$126
WWW	909	W/WW Helper	\$69	\$103	\$66	\$103
WWW	908	W/WW Worker	\$92	\$138	\$90	\$135
WWW	911	Electrical/Mechanical Worker	\$105	\$158	\$104	\$156
WWW	916	W/WW Operator in Training	\$105	\$158	\$104	\$156
WWW	905	W/WW Treatment Operator I	\$105	\$158	\$104	\$156
WWW	906	W/WW Treatment Operator II	\$105	\$158	\$104	\$156
WWW	910	W/WW Treatment Operator III	\$105	\$158	\$104	\$156
WWW	913	W/WW Treatment Operator IV	\$105	\$158	\$104	\$156
WWW	914	W/WW Treatment Operator V	\$105	\$158	\$104	\$156
WWW	450	Environmental Resource Analyst	\$112	\$168	\$110	\$165
WWW	901	Instrumentation Technician	\$106	\$159	\$107	\$161
WWW	915	Electrical & Instrumentation Control Supervisor	\$130	NA	\$131	NA
WWW	720	W/WW Operations Supervisor	\$130	NA	\$131	NA
WWW	950	Operations Manager	\$173	NA	\$172	NA
SW	820	Solid Waste Equipment Operator	\$105	\$158	\$104	\$156
SW	314	Engineering Technician	\$106	\$159	\$107	\$161
SW	320	Engineer	\$130	NA	\$131	NA
SW	315	Senior Engineer	\$130	NA	\$131	NA
SW	319	Senior Engineering Technician	\$130	\$195	\$131	\$197
SW	506	Director of Operations	\$175	NA	\$175	NA

- EMERGENCY CALL OUTS ARE PER PERSON, PORTAL TO PORTAL (3 HOUR MINIMUM).
- OBSERVED VRSD HOLIDAYS WILL BE CHARGED AT DOUBLE TIME (3 HOUR MINIMUM).
- OVERHEAD RATES APPLIED, AS FOLLOWS:

All Other Services: 15%

**VENTURA REGIONAL SANITATION DISTRICT  
PROPOSED EQUIPMENT & SUPPLY (CONSUMABLE) RATES  
JULY 1, 2020 THROUGH JUNE 30, 2021**

EQUIPMENT	CHARGE					
	Mile	Use	Hour	Day	Week	Month
Air Compressor				\$150		
Airless Sprayer Epic 660E				\$52.50		
Bulldog Nozzle		\$37.50				
Chlorine Residuals, Field Tests		\$6				
Coatings & Linings - Hand Tools				\$30		
Coatings & Linings - Power Tools (includes Hand Tools rate)				\$75		
Compressor, Air				\$150		
Computer, Laptop				\$75		
Concrete Mixer				\$75		
Confined Space Tripod/Harness System w/air blower				\$75		
Debris Catcher				\$37.50		
Digital Manometer		\$1.50				
Epoxy Injection Machine				\$465		
Fleet Vehicle Use (mileage)	\$1.50					
Fuel Filtering System				\$82.50		
Gas Analyzer (GEM)						\$342
Gas Scope (meter)		\$30				
Generator - 2kw				\$37.50		
Generator - 5kw				\$37.50		
Generator - 70kw				\$150		
Grunfos Control Box		\$22.50				
Laptop computer				\$75		
Laser Alignment Equipment				\$112.50		
Lateral Camera (use = each lateral)		\$150				
Load Bank				\$67.50		
Locator (or metal detector)				\$37.50		
Manhole Rehab Equipment = \$97.50/vertical foot		\$97.50/vft				
Metal Detector (Locator)				\$37.50		
Meter - Electrical Conductivity		\$7.50				
Meter - QED Flow Cell Meter		\$30				
Mule (ATV)						\$420
Oil System				\$60		
Peristolic Pump		\$30				
pH, Field Tests		\$7.50				
Polymixer						\$195
Portable Hydrorodder				\$562.50		
Portable Welder				\$30		
Pressure Washer			\$7.50	\$60		
Pressure Washer - High Pressure/Hot Water				\$82.50		



**VENTURA REGIONAL SANITATION DISTRICT  
PROPOSED EQUIPMENT & SUPPLY (CONSUMABLE) RATES (continued)  
JULY 1, 2020 THROUGH JUNE 30, 2021**

EQUIPMENT	CHARGE					
	Mile	Use	Hour	Day	Week	Month
Pulse Air System				\$82.50		
Pump - 3" Pump				\$60		
Pump - 4" Godwin				\$150	\$840	\$3,375
Pump - 4" Trailer-Mounted Pump				\$90	\$504	\$2,025
Pump - Dewatering Pump (Potable)				\$75	\$225	\$600
Pump - Diaphragm Pump				\$150	\$840	\$3,375
Pump - King Pump				\$150	\$840	\$3,375
Pump - Trash Pump, 6"				\$150	\$840	\$3,375
Pumper Trailer				\$75		
Push Camera				\$112.50		
Root Saw or Chain Scraper				\$37.50		
Sampler - Automatic (ISCO)		\$45				
Sandblaster				\$67.50		
Spec. Small Tools & Equip (includes Gas Tech, Fluke meter, etc)				\$45-\$195		
Sprayer, Airless and Manhole				\$150		
Sprayer, Extreme Airless				\$375		
Test Bench, Water (Ford)						\$375
Traffic Control Items (cones/signs)				\$45		
Vactor with Chase Truck (for traffic control) *			\$112.50	\$975		
Vactor without Chase Truck *			\$93	\$900		
Vacuum Truck *				\$600		
Vehicle - MULE (all terrain vehicle)						\$420
Vehicle - Standby Truck w/crane, pump, & tank		\$37.50				
Vehicle or Forklift				\$37.50		
Vehicle #2148 (Assigned to TWSD)						\$815
Vehicle #2149 (Assigned to TWSD)						\$1,550
Vehicle #2131 (Assigned to TWSD)						\$620
Video Inspection Vehicle (TV Van) *				\$600		
Water line depth sounder		\$3				
Water Trailer (250 Tank)				\$90		
Well Control Box (pump controller-QED)		\$15				

\* Hourly/Daily rate does not include fuel surcharge.

SUPPLY (CONSUMABLE)	CHARGE					
	Mile	Use	Hour	Day	Week	Month
Bailers & Disposable supplies (filters)		\$22.50				
Consumables				\$4.50		
Float Switch		\$79.50				
Float Weight		\$15				

**TRIUNFO WATER & SANITATION DISTRICT**  
**VRSD Contract Labor Estimate - Hours by Classification**

Administration Personnel

<i>Project Number</i>	<i>Classification</i>	<i>FY 2020</i>	<i>FY 2021</i>	<i>Change</i>	<i>%Change</i>
<b>121100</b>	Director of Finance	658	608	(50)	-7.6%
	Executive Assistant	628	628	-	0.0%
	Fiscal Assistant	560	490	(70)	-12.5%
	Senior Fiscal Assistant	26	26	-	0.0%
	General Manager	100	20	(80)	-80.0%
	Management Analyst	1,612	264	(1,348)	-83.6%
	Senior Management Analyst	160	160	-	0.0%
	Accountant	1,526	1,486	(40)	-2.6%
	Senior Accountant	40	40	-	0.0%
<b>Central Administration (Total)</b>		<b>5,310</b>	<b>3,722</b>	<b>(1,588)</b>	<b>-29.9%</b>
<b>121101</b>	Director of Finance	40	40	-	0.0%
	Fiscal Assistant	118	118	-	0.0%
	Accountant	190	190	-	0.0%
<b>WW Administration (Total)</b>		<b>348</b>	<b>348</b>	<b>-</b>	<b>0.0%</b>
<b>121103</b>	Administrative Assistant	234	234	-	0.0%
<b>Special Projects (Total)</b>		<b>234</b>	<b>234</b>	<b>-</b>	<b>0.0%</b>
<b>122100</b>	Director of Finance	90	90	-	0.0%
	Fiscal Assistant	2,679	2,679	-	0.0%
	Accountant	80	80	-	0.0%
<b>PW Customer Service (Total)</b>		<b>2,849</b>	<b>2,849</b>	<b>-</b>	<b>0.0%</b>
<b>122501</b>	Fiscal Assistant	185	185	-	0.0%
	Accountant	40	40	-	0.0%
<b>EPG - Oak Park Water Conservation (Total)</b>		<b>225</b>	<b>225</b>	<b>-</b>	<b>0.0%</b>
<b>123100</b>	Director of Finance	12	12	-	0.0%
	Fiscal Assistant	180	180	-	0.0%
	Management Analyst	336	336	-	0.0%
	Accountant	40	40	-	0.0%
<b>RW Customer Service (Total)</b>		<b>568</b>	<b>568</b>	<b>-</b>	<b>0.0%</b>
<b>Administration Total</b>		<b>9,534</b>	<b>7,946</b>	<b>(1,588)</b>	<b>-16.7%</b>
<b>Total FTEs</b>		<b>4.58</b>	<b>3.82</b>	<b>-0.76</b>	<b>-16.7%</b>

## TRIUNFO WATER & SANITATION DISTRICT

### VRSD Contract Labor Estimate - Hours by Classification

Wastewater Personnel

<i>Project Number</i>	<i>Classification</i>	<i>FY 2020</i>	<i>FY 2021</i>	<i>Change</i>	<i>%Change</i>
<b>221200</b>	WWW Electrical Mechanical Worker	145	145	-	0.0%
	Instrumentation Tech	100	-	(100)	-100.0%
	Elect. & Instr. Control Supervisor	-	100	100	100.0%
	WWW Operations Supervisor	100	100	-	0.0%
	WWW Worker	860	860	-	0.0%
<b>Maintenance (Total)</b>		<b>1,205</b>	<b>1,205</b>	<b>-</b>	<b>0.0%</b>
<b>221201</b>	WWW Worker	2,698	2,698	-	0.0%
	WWW Helper	122	122	-	0.0%
	Administrative Assistant	48	48	-	0.0%
	Operations Manager	50	50	-	0.0%
	WWW Operations Supervisor	430	430	-	0.0%
<b>Maintenance - Collection System (Total)</b>		<b>3,348</b>	<b>3,348</b>	<b>-</b>	<b>0.0%</b>
<b>221201E</b>	WWW Worker	60	60	-	0.0%
	WWW Operations Supervisor	30	30	-	0.0%
<b>Maintenance - Coll System - Emergency Callouts (Total)</b>		<b>90</b>	<b>90</b>	<b>-</b>	<b>0.0%</b>
<b>221202</b>	WWW Electrical Mechanical Worker	40	40	-	0.0%
	WWW Operations Supervisor	20	20	-	0.0%
	WWW Treatment Operator II	12	12	-	0.0%
	WWW Worker	400	400	-	0.0%
<b>Maintenance - N Shore Tank (Total)</b>		<b>472</b>	<b>472</b>	<b>-</b>	<b>0.0%</b>
<b>221202E</b>	WWW Treatment Operator II	12	12	-	0.0%
<b>Maintenance - N Shore Tank - Emergency Callouts (Total)</b>		<b>12</b>	<b>12</b>	<b>-</b>	<b>0.0%</b>
<b>221203</b>	WWW Worker	1,910	1,754	(156)	-8.2%
	WWW Helper	31	31	-	0.0%
	Administrative Assistant	40	40	-	0.0%
	WWW Operations Supervisor	643	643	-	0.0%
<b>Maintenance - Manhole Rehab (Total)</b>		<b>2,624</b>	<b>2,468</b>	<b>(156)</b>	<b>-5.9%</b>
<b>221204</b>	WWW Electrical Mechanical Worker	360	360	-	0.0%
	WWW Helper	115	115	-	0.0%
	WWW Operations Supervisor	19	19	-	0.0%
	Administrative Assistant	100	100	-	0.0%
<b>Maintenance - Preventative (Total)</b>		<b>594</b>	<b>594</b>	<b>-</b>	<b>0.0%</b>
<b>221206</b>	Instrumentation Tech	550	325	(225)	-40.9%
	Elect. & Instr. Control Supervisor	175	400	225	128.6%
	WWW Operations Supervisor	12	12	-	0.0%
<b>Maintenance - Electrical System and Controls (Total)</b>		<b>737</b>	<b>737</b>	<b>-</b>	<b>0.0%</b>
<b>221207</b>	WWW Operations Supervisor	40	40	-	0.0%
	Environmental Resource Analyst	100	100	-	0.0%
	WWW Worker	540	540	-	0.0%
<b>Maintenance - Bell Canyon - Collection System (Total)</b>		<b>680</b>	<b>680</b>	<b>-</b>	<b>0.0%</b>
<b>221208</b>	WWW Electrical Mechanical Worker	40	40	-	0.0%
	Instrumentation Tech	36	100	64	177.8%
	Elect. & Instr. Control Supervisor	100	36	(64)	-64.0%
	WWW Operations Supervisor	36	36	-	0.0%
<b>Maintenance - Bell Canyon - Preventative (Total)</b>		<b>212</b>	<b>212</b>	<b>-</b>	<b>0.0%</b>
<b>221300</b>	Environmental Resource Analyst	100	100	-	0.0%
	Operations Manager	20	20	-	0.0%
	WWW Operations Supervisor	100	100	-	0.0%
	Administrative Assistant	100	100	-	0.0%
<b>Operations - Administration Field (Total)</b>		<b>320</b>	<b>320</b>	<b>-</b>	<b>0.0%</b>

## TRIUNFO WATER & SANITATION DISTRICT

### VRSD Contract Labor Estimate - Hours by Classification

Wastewater Personnel (Continued)

<i>Project Number</i>	<i>Classification</i>	<i>FY 2020</i>	<i>FY 2021</i>	<i>Change</i>	<i>%Change</i>
<b>221301</b>	WWW Treatment Operator II	595	595	-	0.0%
	Operations Manager	80	-	(80)	-100.0%
	WWW Operations Supervisor	48	48	-	0.0%
<b>Operations (Total)</b>		<b>723</b>	<b>643</b>	<b>(80)</b>	<b>-11.1%</b>
<b>221301E</b>	WWW Treatment Operator II	15	15	-	0.0%
<b>Operations - Emergency Callouts (Total)</b>		<b>15</b>	<b>15</b>	<b>-</b>	<b>0.0%</b>
<b>221302</b>	WWW Operations Supervisor	10	10	-	0.0%
	WWW Treatment Operator II	104	104	-	0.0%
<b>Operations - Bell Canyon (Total)</b>		<b>114</b>	<b>114</b>	<b>-</b>	<b>0.0%</b>
<b>221303</b>	Operations Manager	24	12	(12)	-50.0%
	Administrative Assistant	30	30	-	0.0%
<b>Operations - Bell Canyon - Administrations Field (Total)</b>		<b>54</b>	<b>42</b>	<b>(12)</b>	<b>-22.2%</b>
<b>221400</b>	Instrumentation Tech	200	-	(200)	-100.0%
	Environmental Resource Analyst	100	100	-	0.0%
	Elect. & Instr. Control Supervisor	-	106	106	100.0%
	Administrative Assistant	24	24	-	0.0%
	Operations Manager	70	70	-	0.0%
	WWW Operations Supervisor	300	300	-	0.0%
	WWW Worker	-	300	300	100.0%
<b>Engineering (Total)</b>		<b>694</b>	<b>900</b>	<b>206</b>	<b>29.7%</b>
<b>221401</b>	Operations Manager	-	6	6	100.0%
	WWW Worker	-	80	80	100.0%
	WWW Operations Supervisor	-	40	40	100.0%
<b>Engineering - BCYN (Total)</b>		<b>-</b>	<b>126</b>	<b>126</b>	<b>100.0%</b>
<b>221410</b>	WWW Electrical Mechanical Worker	36	36	-	0.0%
	WWW Helper	36	36	-	0.0%
	Instrumentation Tech	36	72	36	100.0%
	Elec. & Instr. Control Supervisor	36	-	(36)	-100.0%
<b>Engineering - Polo LS New Control Cabinet (Total)</b>		<b>144</b>	<b>144</b>	<b>-</b>	<b>0.0%</b>
<b>221411</b>	WWW Electrical Mechanical Worker	44	44	-	0.0%
	Instrumentation Tech	44	44	-	0.0%
	WWW Helper	27	27	-	0.0%
	Elect. & Instr. Control Supervisor	44	44	-	0.0%
<b>Engineering - BC Communication and Controls (Total)</b>		<b>159</b>	<b>159</b>	<b>-</b>	<b>0.0%</b>
<b>221413</b>	Operations Manager	27	-	(27)	-100.0%
	WWW Operations Supervisor	36	-	(36)	-100.0%
	WWW Worker	36	-	(36)	-100.0%
	WWW Helper	36	-	(36)	-100.0%
<b>Engineering - Hot Spot Reduction (Total)</b>		<b>135</b>	<b>-</b>	<b>(135)</b>	<b>-100.0%</b>
<b>221415</b>	WWW Electrical Mechanical Worker	-	44	44	100.0%
	Instrumentation Tech	-	44	44	100.0%
	Elect. & Instr. Control Supervisor	-	44	44	100.0%
	WWW Worker	-	240	240	100.0%
	WWW Operations Supervisor	-	40	40	100.0%
<b>Engineering - Lakeside Lift Station Rehab Project (Total)</b>		<b>-</b>	<b>412</b>	<b>412</b>	<b>100.0%</b>
<b>221500</b>	Environmental Resource Analyst	90	60	(30)	-33.3%
	Operations Manager	30	30	-	0.0%
	WWW Operations Supervisor	18	18	-	0.0%
<b>EPG - Sewer System Management Plan (Total)</b>		<b>138</b>	<b>108</b>	<b>(30)</b>	<b>-21.7%</b>
<b>221501</b>	Environmental Resource Analyst	920	850	(70)	-7.6%
	WWW Operations Supervisor	40	40	-	0.0%
	Administrative Assistant	25	25	-	0.0%
<b>EPG - Source Control (Total)</b>		<b>985</b>	<b>915</b>	<b>(70)</b>	<b>-7.1%</b>
<b>Wastewater Total</b>		<b>13,455</b>	<b>13,716</b>	<b>261</b>	<b>1.9%</b>
<b>Total FTEs</b>		<b>6.47</b>	<b>6.59</b>	<b>0.13</b>	<b>1.9%</b>

**TRIUNFO WATER & SANITATION DISTRICT**  
**VRSD Contract Labor Estimate - Hours by Classification**

Potable Water Personnel

<i>Project Number</i>	<i>Classification</i>	<i>FY 2020</i>	<i>FY 2021</i>	<i>Change</i>	<i>%Change</i>
<b>222200</b>	Instrumentation Tech	300	300	-	0.0%
	WWW Electrical Mechanical Worker	340	340	-	0.0%
<b>Maintenance (Total)</b>		<b>640</b>	<b>640</b>	<b>-</b>	<b>0.0%</b>
<b>222201</b>	WWW Electrical Mechanical Worker	201	201	-	0.0%
	Instrumentation Tech	268	268	-	0.0%
	Administrative Assistant	36	36	-	0.0%
	Operations Manager	12	12	-	0.0%
	WWW Operations Supervisor	36	36	-	0.0%
	WWW Worker	651	651	-	0.0%
<b>Maintenance - Preventative (Total)</b>		<b>1,204</b>	<b>1,204</b>	<b>-</b>	<b>0.0%</b>
<b>222202</b>	Operations Manager	10	10	-	0.0%
	WWW Electrical Mechanical Worker	89	89	-	0.0%
	Elect. & Instr. Control Supervisor	175	280	105	60.0%
	Instrumentation Tech	646	475	(171)	-26.5%
<b>Maintenance - Electrical System and Controls (Total)</b>		<b>920</b>	<b>854</b>	<b>(66)</b>	<b>-7.2%</b>
<b>222203</b>	WWW Worker	188	188	-	0.0%
	WWW Operations Supervisor	44	44	-	0.0%
<b>Maintenance - Coatings &amp; Linings (Total)</b>		<b>232</b>	<b>232</b>	<b>-</b>	<b>0.0%</b>
<b>222300</b>	Office Assistant	400	500	100	25.0%
	Administrative Assistant	100	100	-	0.0%
	WWW Worker	1,584	1,584	-	0.0%
	Operations Manager	200	200	-	0.0%
	WWW Operations Supervisor	570	615	45	7.9%
<b>Operations (Total)</b>		<b>2,854</b>	<b>2,999</b>	<b>145</b>	<b>5.1%</b>
<b>222300E</b>	WWW Worker	60	60	-	0.0%
	WWW Operations Supervisor	30	30	-	0.0%
<b>Operations - Emergency Callouts (Total)</b>		<b>90</b>	<b>90</b>	<b>-</b>	<b>0.0%</b>
<b>222301</b>	Instrumentation Tech	348	328	(20)	-5.7%
	Elect. & Instr. Control Supervisor	-	20	20	100.0%
	WWW Worker	547	547	-	0.0%
	Operations Manager	20	20	-	0.0%
	WWW Operations Supervisor	402	402	-	0.0%
<b>Operations - System Repairs (Total)</b>		<b>1,317</b>	<b>1,317</b>	<b>-</b>	<b>0.0%</b>
<b>222302</b>	Office Assistant	366	400	34	9.3%
	Environmental Resource Analyst	10	10	-	0.0%
	WWW Worker	469	469	-	0.0%
	Operations Manager	10	10	-	0.0%
	WWW Operations Supervisor	226	226	-	0.0%
<b>Operations - PW Customer Service (Total)</b>		<b>1,081</b>	<b>1,115</b>	<b>34</b>	<b>3.1%</b>

## TRIUNFO WATER & SANITATION DISTRICT

### VRSD Contract Labor Estimate - Hours by Classification

Potable Water Personnel (Continued)

<i>Project Number</i>	<i>Classification</i>	<i>FY 2020</i>	<i>FY 2021</i>	<i>Change</i>	<i>%Change</i>
222302E	WWW Worker	42	42	-	0.0%
	WWW Operations Supervisor	21	21	-	0.0%
<b>Operations - Customer Service - Emergency Callouts (Total)</b>		<b>63</b>	<b>63</b>	<b>-</b>	<b>0.0%</b>
222303	WWW Worker	479	571	92	19.2%
	WWW Operations Supervisor	18	18	-	0.0%
	WWW Helper	171	171	-	0.0%
<b>Operations - Fire Hydrants (Total)</b>		<b>668</b>	<b>760</b>	<b>92</b>	<b>13.8%</b>
222304	WWW Operations Supervisor	10	10	-	0.0%
	WWW Worker	110	110	-	0.0%
	WWW Helper	520	520	-	0.0%
<b>Operations - Anode Checks/Leak Protection (Total)</b>		<b>640</b>	<b>640</b>	<b>-</b>	<b>0.0%</b>
222305	WWW Worker	280	280	-	0.0%
	WWW Operations Supervisor	18	18	-	0.0%
<b>Operations - Meter Replacement (Total)</b>		<b>298</b>	<b>298</b>	<b>-</b>	<b>0.0%</b>
222307	WWW Worker	360	240	(120)	-33.3%
	WWW Operations Supervisor	180	120	(60)	-33.3%
<b>Operations - Customer AMI Training (Total)</b>		<b>540</b>	<b>360</b>	<b>(180)</b>	<b>-33.3%</b>
222400	Instrumentation Tech	225	-	(225)	-100.0%
	Operations Manager	175	175	-	0.0%
	Elect. & Instr. Control Supervisor	-	225	225	100.0%
	Environmental Resource Analyst	-	100	100	100.0%
	WWW Worker	-	300	300	100.0%
	WWW Operations Supervisor	100	160	60	60.0%
<b>Engineering</b>		<b>500</b>	<b>960</b>	<b>460</b>	<b>92.0%</b>
222410	WWW Operations Supervisor	36	-	(36)	-100.0%
	WWW Worker	81	-	(81)	-100.0%
<b>Engineering - Savoy BPS Vault Project</b>		<b>117</b>	<b>-</b>	<b>(117)</b>	<b>-100.0%</b>
222411	WWW Operations Supervisor	18	-	(18)	-100.0%
	Operations Manager	9	-	(9)	-100.0%
<b>Engineering - Dive Inspections of all PW Tanks</b>		<b>27</b>	<b>-</b>	<b>(27)</b>	<b>-100.0%</b>
222412	WWW Operations Supervisor	36	-	(36)	-100.0%
	WWW Worker	240	-	(240)	-100.0%
	WWW Helper	80	-	(80)	-100.0%
<b>Engineering - Savoy Tank Coating Rehab.</b>		<b>356</b>	<b>-</b>	<b>(356)</b>	<b>-100.0%</b>
222413	WWW Operations Supervisor	27	-	(27)	-100.0%
	Operations Manager	27	-	(27)	-100.0%
	WWW Helper	80	-	(80)	-100.0%
<b>Engineering - Distr. System Pressure Station Eval. &amp; Design</b>		<b>134</b>	<b>-</b>	<b>(134)</b>	<b>-100.0%</b>
222414	WWW Operations Supervisor	-	36	36	100.0%
	WWW Worker	-	81	81	100.0%
<b>Engineering - Lamborne &amp; Deerhill BPS Vault Prjt (Total)</b>		<b>-</b>	<b>117</b>	<b>117</b>	<b>100.0%</b>
222415	WWW Operations Supervisor	-	36	36	100.0%
	WWW Worker	-	240	240	100.0%
	WWW Helper	-	80	80	100.0%
<b>Engineering - Kilburn Tank Coating Rehab (Total)</b>		<b>-</b>	<b>356</b>	<b>356</b>	<b>100.0%</b>
222500	Operations Manager	80	80	-	0.0%
	Environmental Resource Analyst	140	140	-	0.0%
	Office Assistant	100	100	-	0.0%
	WWW Operations Supervisor	52	52	-	0.0%
<b>EPG - Potable Water (Total)</b>		<b>372</b>	<b>372</b>	<b>-</b>	<b>0.0%</b>
222501	Environmental Resource Analyst	100	100	-	0.0%
	Office Assistant	120	120	-	0.0%
	WWW Operations Supervisor	60	60	-	0.0%
<b>EPG - Oak Park Water Conservation (Total)</b>		<b>280</b>	<b>280</b>	<b>-</b>	<b>0.0%</b>
<b>Potable Water Total</b>		<b>12,333</b>	<b>12,657</b>	<b>324</b>	<b>2.6%</b>
<b>Total FTEs</b>		<b>5.93</b>	<b>6.09</b>	<b>0.16</b>	<b>2.6%</b>

**TRIUNFO WATER & SANITATION DISTRICT**  
**VRSD Contract Labor Estimate - Hours by Classification**

Recycled Water Personnel

<i>Project Number</i>	<i>Classification</i>	<i>FY 2020</i>	<i>FY 2021</i>	<i>Change</i>	<i>%Change</i>
<b>223200</b>	WWW Electrical Mechanical Worker	50	50	-	0.0%
	WWW Worker	236	236	-	0.0%
	Operations Manager	5	5	-	0.0%
	WWW Operations Supervisor	27	27	-	0.0%
	Elect. & Instr. Control Supervisor	200	-	(200)	-100.0%
	Instrumentation Tech	-	200	200	100.0%
<b>Maintenance (Total)</b>		<b>518</b>	<b>518</b>	<b>-</b>	<b>0.0%</b>
<b>223300</b>	Environmental Resource Analyst	6	6	-	0.0%
	Office Assistant	100	100	-	0.0%
	WWW Worker	250	550	300	120.0%
	Operations Manager	6	6	-	0.0%
	WWW Operations Supervisor	75	75	-	0.0%
<b>Operations (Total)</b>		<b>437</b>	<b>737</b>	<b>300</b>	<b>68.6%</b>
<b>223300E</b>	WWW Worker	20	20	-	0.0%
	WWW Operations Supervisor	7	7	-	0.0%
<b>Operations - Emergency Callouts (Total)</b>		<b>27</b>	<b>27</b>	<b>-</b>	<b>0.0%</b>
<b>Recycled Water Total</b>		<b>982</b>	<b>1,282</b>	<b>300</b>	<b>30.5%</b>
<b>Total FTEs</b>		<b>0.47</b>	<b>0.62</b>	<b>0.14</b>	<b>30.5%</b>

**TRIUNFO WATER & SANITATION DISTRICT**  
**VRSD Contract Labor Estimate - Hours by Classification**

<i>Total Contracted FTEs</i>	<i>FY 2020</i>	<i>FY 2021</i>	<i>Change</i>	<i>%Change</i>
Administration Total	4.58	3.82	-0.76	-16.7%
Wastewater Total	6.47	6.59	0.13	1.9%
Potable Water Total	5.93	6.09	0.16	2.6%
Recycled Water Total	0.47	0.62	0.14	30.5%
Capital Projects Total	0.00	0.00	0.00	0.0%
<b>Total FTEs</b>	<b>17.45</b>	<b>17.12</b>	<b>-0.34</b>	<b>-1.9%</b>



**TRIUNFO WATER & SANITATION DISTRICT**  
**VRSD Contract Labor Estimate - Hours by Classification**

<i>Total Contracted Hours</i>	<i>FY 2020</i>	<i>FY 2021</i>	<i>Change</i>	<i>%Change</i>
Accountant	1,876	1,836	-40	-2.1%
Administrative Assistant	737	737	0	0.0%
Director of Finance	800	750	-50	-6.3%
Elect. & Instr. Control Supervisor	730	1,255	525	71.9%
Environmental Resource Analyst	1,566	1,566	0	0.0%
Executive Assistant	628	628	0	0.0%
Fiscal Assistant	3,722	3,652	-70	-1.9%
General Manager	100	20	-80	-80.0%
Instrumentation Tech	2,753	2,156	-597	-21.7%
Management Analyst	1,948	600	-1,348	-69.2%
Office Assistant	1,086	1,220	134	12.3%
Operations Manager	855	706	-149	-17.4%
Senior Accountant	40	40	0	0.0%
Senior Fiscal Assistant	26	26	0	0.0%
Senior Management Analyst	160	160	0	0.0%
WWW Electrical Mechanical Worker	1,345	1,389	44	3.3%
WWW Helper	1,218	1,102	-116	-9.5%
WWW Operations Supervisor	3,875	3,919	44	1.1%
WWW Treatment Operator II	738	738	0	0.0%
WWW Worker	12,101	13,101	1,000	8.3%
<b>Total Hours</b>	<b>36,304</b>	<b>35,601</b>	<b>-703</b>	<b>-1.9%</b>

**TRIUNFO WATER & SANITATION DISTRICT**  
**VRSD Contract Labor Estimate - Dollars by Classification**

Administration Personnel

<i>Project Number</i>	<i>Classification</i>	<i>FY 2020</i>	<i>FY 2021</i>	<i>Change</i>	<i>%Change</i>
<b>121100</b>	Director of Finance	115,150	106,400	(8,750)	-7.6%
	Executive Assistant	65,312	64,684	(628)	-1.0%
	Fiscal Assistant	49,280	42,140	(7,140)	-14.5%
	Senior Fiscal Assistant	2,288	2,236	(52)	-2.3%
	General Manager	19,400	3,940	(15,460)	-79.7%
	Management Analyst	191,828	30,096	(161,732)	-84.3%
	Senior Management Analyst	19,040	18,240	(800)	-4.2%
	Accountant	181,594	169,404	(12,190)	-6.7%
	Senior Accountant	4,760	4,560	(200)	-4.2%
<b>Central Administration (Total)</b>		<b>648,652</b>	<b>441,700</b>	<b>(206,952)</b>	<b>-31.9%</b>
<b>121101</b>	Director of Finance	7,000	7,000	-	0.0%
	Fiscal Assistant	10,384	10,148	(236)	-2.3%
	Accountant	22,610	21,660	(950)	-4.2%
<b>WW Administration (Total)</b>		<b>39,994</b>	<b>38,808</b>	<b>(1,186)</b>	<b>-3.0%</b>
<b>121103</b>	Administrative Assistant	20,124	19,656	(468)	-2.3%
<b>Special Projects (Total)</b>		<b>20,124</b>	<b>19,656</b>	<b>(468)</b>	<b>-2.3%</b>
<b>122100</b>	Director of Finance	15,750	15,750	-	0.0%
	Fiscal Assistant	235,752	230,394	(5,358)	-2.3%
	Accountant	9,520	9,120	(400)	-4.2%
<b>PW Customer Service (Total)</b>		<b>261,022</b>	<b>255,264</b>	<b>(5,758)</b>	<b>-2.2%</b>
<b>122501</b>	Fiscal Assistant	16,280	15,910	(370)	-2.3%
	Accountant	4,760	4,560	(200)	-4.2%
<b>EPG - Oak Park Water Conservation (Total)</b>		<b>21,040</b>	<b>20,470</b>	<b>(570)</b>	<b>-2.7%</b>
<b>123100</b>	Director of Finance	2,100	2,100	-	0.0%
	Fiscal Assistant	15,840	15,480	(360)	-2.3%
	Management Analyst	39,984	38,304	(1,680)	-4.2%
	Accountant	4,760	4,560	(200)	-4.2%
<b>RW Customer Service (Total)</b>		<b>62,684</b>	<b>60,444</b>	<b>(2,240)</b>	<b>-3.6%</b>
<b>Administration Total</b>		<b>1,053,516</b>	<b>836,342</b>	<b>(217,174)</b>	<b>-20.6%</b>

**TRIUNFO WATER & SANITATION DISTRICT**  
**VRSD Contract Labor Estimate - Dollars by Classification**

Wastewater Personnel

<i>Project Number</i>	<i>Classification</i>	<i>FY 2020</i>	<i>FY 2021</i>	<i>Change</i>	<i>%Change</i>
<b>221200</b>	WWW Electrical Mechanical Worker	15,225	15,080	(145)	-1.0%
	Instrumentation Tech	10,600	-	(10,600)	-100.0%
	Elect. & Instr. Control Supervisor	-	13,100	13,100	100.0%
	WWW Operations Supervisor	13,000	13,100	100	0.8%
	WWW Worker	79,120	77,400	(1,720)	-2.2%
<b>Maintenance (Total)</b>		<b>117,945</b>	<b>118,680</b>	<b>735</b>	<b>0.6%</b>
<b>221201</b>	WWW Worker	248,216	242,820	(5,396)	-2.2%
	WWW Helper	8,418	8,052	(366)	-4.3%
	Administrative Assistant	4,128	4,032	(96)	-2.3%
	Operations Manager	8,650	8,600	(50)	-0.6%
	WWW Operations Supervisor	55,900	56,330	430	0.8%
<b>Maintenance - Collection System (Total)</b>		<b>325,312</b>	<b>319,834</b>	<b>(5,478)</b>	<b>-1.7%</b>
<b>221201E</b>	WWW Worker	8,280	8,100	(180)	-2.2%
	WWW Operations Supervisor	3,900	3,930	30	0.8%
<b>Maintenance - Coll System - Emergency Callouts (Total)</b>		<b>12,180</b>	<b>12,030</b>	<b>(150)</b>	<b>-1.2%</b>
<b>221202</b>	WWW Electrical Mechanical Worker	4,200	4,160	(40)	-1.0%
	WWW Operations Supervisor	2,600	2,620	20	0.8%
	WWW Treatment Operator II	1,260	1,248	(12)	-1.0%
	WWW Worker	36,800	36,000	(800)	-2.2%
<b>Maintenance - N Shore Tank (Total)</b>		<b>44,860</b>	<b>44,028</b>	<b>(832)</b>	<b>-1.9%</b>
<b>221202E</b>	WWW Treatment Operator II	1,896	1,872	(24)	-1.3%
<b>Maintenance - N Shore Tank - Emergency Callouts (Total)</b>		<b>1,896</b>	<b>1,872</b>	<b>(24)</b>	<b>-1.3%</b>
<b>221203</b>	WWW Worker	175,720	157,860	(17,860)	-10.2%
	WWW Helper	2,139	2,046	(93)	-4.3%
	Administrative Assistant	3,440	3,360	(80)	-2.3%
	WWW Operations Supervisor	83,590	84,233	643	0.8%
<b>Maintenance - Manhole Rehab (Total)</b>		<b>264,889</b>	<b>247,499</b>	<b>(17,390)</b>	<b>-6.6%</b>
<b>221204</b>	WWW Electrical Mechanical Worker	37,800	37,440	(360)	-1.0%
	WWW Helper	7,935	7,590	(345)	-4.3%
	WWW Operations Supervisor	2,470	2,489	19	0.8%
	Administrative Assistant	8,600	8,400	(200)	-2.3%
<b>Maintenance - Preventative (Total)</b>		<b>56,805</b>	<b>55,919</b>	<b>(886)</b>	<b>-1.6%</b>
<b>221206</b>	Instrumentation Tech	58,300	34,775	(23,525)	-40.4%
	Elect. & Instr. Control Supervisor	22,750	52,400	29,650	130.3%
	WWW Operations Supervisor	1,560	1,572	12	0.8%
<b>Maintenance - Electrical System and Controls (Total)</b>		<b>82,610</b>	<b>88,747</b>	<b>6,137</b>	<b>7.4%</b>
<b>221207</b>	WWW Operations Supervisor	5,200	5,240	40	0.8%
	Environmental Resource Analyst	11,200	11,000	(200)	-1.8%
	WWW Worker	49,680	48,600	(1,080)	-2.2%
<b>Maintenance - Bell Canyon - Collection System (Total)</b>		<b>66,080</b>	<b>64,840</b>	<b>(1,240)</b>	<b>-1.9%</b>
<b>221208</b>	WWW Electrical Mechanical Worker	4,200	4,160	(40)	-1.0%
	Instrumentation Tech	3,816	10,700	6,884	180.4%
	Elect. & Instr. Control Supervisor	13,000	4,716	(8,284)	-63.7%
	WWW Operations Supervisor	4,680	4,716	36	0.8%
<b>Maintenance - Bell Canyon - Preventative (Total)</b>		<b>25,696</b>	<b>24,292</b>	<b>(1,404)</b>	<b>-5.5%</b>
<b>221300</b>	Environmental Resource Analyst	11,200	11,000	(200)	-1.8%
	Operations Manager	3,460	3,440	(20)	-0.6%
	WWW Operations Supervisor	13,000	13,100	100	0.8%
	Administrative Assistant	8,600	8,400	(200)	-2.3%
<b>Operations - Administration Field (Total)</b>		<b>36,260</b>	<b>35,940</b>	<b>(320)</b>	<b>-0.9%</b>

**TRIUNFO WATER & SANITATION DISTRICT**  
**VRSD Contract Labor Estimate - Dollars by Classification**

Wastewater Personnel (Continued)

<i>Project Number</i>	<i>Classification</i>	<i>FY 2020</i>	<i>FY 2021</i>	<i>Change</i>	<i>%Change</i>
<b>221301</b>	WWW Treatment Operator II	62,475	61,880	(595)	-1.0%
	Operations Manager	13,840	-	(13,840)	-100.0%
	WWW Operations Supervisor	6,240	6,288	48	0.8%
<b>Operations (Total)</b>		<b>82,555</b>	<b>68,168</b>	<b>(14,387)</b>	<b>-17.4%</b>
<b>221301E</b>	WWW Treatment Operator II	2,370	2,340	(30)	-1.3%
<b>Operations - Emergency Callouts (Total)</b>		<b>2,370</b>	<b>2,340</b>	<b>(30)</b>	<b>-1.3%</b>
<b>221302</b>	WWW Operations Supervisor	1,300	1,310	10	0.8%
	WWW Treatment Operator II	10,920	10,816	(104)	-1.0%
<b>Operations - Bell Canyon (Total)</b>		<b>12,220</b>	<b>12,126</b>	<b>(94)</b>	<b>-0.8%</b>
<b>221303</b>	Operations Manager	4,152	2,064	(2,088)	-50.3%
	Administrative Assistant	2,580	2,520	(60)	-2.3%
<b>Operations - Bell Canyon - Administrations Field (Total)</b>		<b>6,732</b>	<b>4,584</b>	<b>(2,148)</b>	<b>-31.9%</b>
<b>221400</b>	Instrumentation Tech	21,200	-	(21,200)	-100.0%
	Environmental Resource Analyst	11,200	11,000	(200)	-1.8%
	Elect. & Instr. Control Supervisor	-	13,886	13,886	100.0%
	Administrative Assistant	2,064	2,016	(48)	-2.3%
	Operations Manager	12,110	12,040	(70)	-0.6%
	WWW Operations Supervisor	39,000	39,300	300	0.8%
	WWW Worker	-	27,000	27,000	100.0%
<b>Engineering (Total)</b>		<b>85,574</b>	<b>105,242</b>	<b>19,668</b>	<b>23.0%</b>
<b>221401</b>	Operations Manager	-	1,032	1,032	100.0%
	WWW Worker	-	7,200	7,200	100.0%
	WWW Operations Supervisor	-	5,240	5,240	100.0%
<b>Engineering - BCYN (Total)</b>		<b>-</b>	<b>13,472</b>	<b>13,472</b>	<b>100.0%</b>
<b>221410</b>	WWW Electrical Mechanical Worker	3,780	3,744	(36)	-1.0%
	WWW Helper	2,484	2,376	(108)	-4.3%
	Instrumentation Tech	3,816	7,704	3,888	101.9%
	Elec. & Inst. Control Supervisor	4,680	-	(4,680)	-100.0%
<b>Engineering - Polo LS New Control Cabinet (Total)</b>		<b>14,760</b>	<b>13,824</b>	<b>(936)</b>	<b>-6.3%</b>
<b>221411</b>	WWW Electrical Mechanical Worker	4,620	4,576	(44)	-1.0%
	Instrumentation Tech	4,664	4,708	44	0.9%
	WWW Helper	1,863	1,782	(81)	-4.3%
	Elect. & Instr. Control Supervisor	5,720	5,764	44	0.8%
<b>Engineering - BC Communication and Controls (Total)</b>		<b>16,867</b>	<b>16,830</b>	<b>(37)</b>	<b>-0.2%</b>
<b>221413</b>	Operations Manager	4,671	-	(4,671)	-100.0%
	WWW Operations Supervisor	4,680	-	(4,680)	-100.0%
	WWW Worker	3,312	-	(3,312)	-100.0%
	WWW Helper	2,484	-	(2,484)	-100.0%
<b>Engineering - Hot Spot Reduction (Total)</b>		<b>15,147</b>	<b>-</b>	<b>(15,147)</b>	<b>-100.0%</b>
<b>221415</b>	WWW Electrical Mechanical Worker	-	4,576	4,576	100.0%
	Instrumentation Tech	-	4,708	4,708	100.0%
	Elect. & Instr. Control Supervisor	-	5,764	5,764	100.0%
	WWW Worker	-	21,600	21,600	100.0%
	WWW Operations Supervisor	-	5,240	5,240	100.0%
<b>Engineering - Lakeside Lift Station Rehab Project (Total)</b>		<b>-</b>	<b>41,888</b>	<b>41,888</b>	<b>100.0%</b>
<b>221500</b>	Environmental Resource Analyst	10,080	6,600	(3,480)	-34.5%
	Operations Manager	5,190	5,160	(30)	-0.6%
	WWW Operations Supervisor	2,340	2,358	18	0.8%
<b>EPG - Sewer System Management Plan (Total)</b>		<b>17,610</b>	<b>14,118</b>	<b>(3,492)</b>	<b>-19.8%</b>
<b>221501</b>	Environmental Resource Analyst	103,040	93,500	(9,540)	-9.3%
	WWW Operations Supervisor	5,200	5,240	40	0.8%
	Administrative Assistant	2,150	2,100	(50)	-2.3%
<b>EPG - Source Control (Total)</b>		<b>110,390</b>	<b>100,840</b>	<b>(9,550)</b>	<b>-8.7%</b>
<b>Wastewater Total</b>		<b>1,398,758</b>	<b>1,407,113</b>	<b>8,355</b>	<b>0.6%</b>

**TRIUNFO WATER & SANITATION DISTRICT**  
**VRSD Contract Labor Estimate - Dollars by Classification**

Potable Water Personnel

<i>Project Number</i>	<i>Classification</i>	<i>FY 2020</i>	<i>FY 2021</i>	<i>Change</i>	<i>%Change</i>
<b>222200</b>	Instrumentation Tech	31,800	32,100	300	0.9%
	WWW Electrical Mechanical Worker	35,700	35,360	(340)	-1.0%
<b>Maintenance (Total)</b>		<b>67,500</b>	<b>67,460</b>	<b>(40)</b>	<b>-0.1%</b>
<b>222201</b>	WWW Electrical Mechanical Worker	21,105	20,904	(201)	-1.0%
	Instrumentation Tech	28,408	28,676	268	0.9%
	Administrative Assistant	3,096	3,024	(72)	-2.3%
	Operations Manager	2,076	2,064	(12)	-0.6%
	WWW Operations Supervisor	4,680	4,716	36	0.8%
	WWW Worker	59,892	58,590	(1,302)	-2.2%
<b>Maintenance - Preventative (Total)</b>		<b>119,257</b>	<b>117,974</b>	<b>(1,283)</b>	<b>-1.1%</b>
<b>222202</b>	Operations Manager	1,730	1,720	(10)	-0.6%
	WWW Electrical Mechanical Worker	9,345	9,256	(89)	-1.0%
	Elect. & Instr. Control Supervisor	22,750	36,680	13,930	61.2%
	Instrumentation Tech	68,476	50,825	(17,651)	-25.8%
<b>Maintenance - Electrical System and Controls (Total)</b>		<b>102,301</b>	<b>98,481</b>	<b>(3,820)</b>	<b>-3.7%</b>
<b>222203</b>	WWW Worker	17,296	16,920	(376)	-2.2%
	WWW Operations Supervisor	5,720	5,764	44	0.8%
<b>Maintenance - Coatings &amp; Linings (Total)</b>		<b>23,016</b>	<b>22,684</b>	<b>(332)</b>	<b>-1.4%</b>
<b>222300</b>	Office Assistant	34,400	42,000	7,600	22.1%
	Administrative Assistant	8,600	8,400	(200)	-2.3%
	WWW Worker	145,728	142,560	(3,168)	-2.2%
	Operations Manager	34,600	34,400	(200)	-0.6%
	WWW Operations Supervisor	74,100	80,565	6,465	8.7%
<b>Operations (Total)</b>		<b>297,428</b>	<b>307,925</b>	<b>10,497</b>	<b>3.5%</b>
<b>222300E</b>	WWW Worker	8,280	8,100	(180)	-2.2%
	WWW Operations Supervisor	3,900	3,930	30	0.8%
<b>Operations - Emergency Callouts (Total)</b>		<b>12,180</b>	<b>12,030</b>	<b>(150)</b>	<b>-1.2%</b>
<b>222301</b>	Instrumentation Tech	36,888	35,096	(1,792)	-4.9%
	Elect. & Instr. Control Supervisor	-	2,620	2,620	100.0%
	WWW Worker	50,324	49,230	(1,094)	-2.2%
	Operations Manager	3,460	3,440	(20)	-0.6%
	WWW Operations Supervisor	52,260	52,662	402	0.8%
<b>Operations - System Repairs (Total)</b>		<b>142,932</b>	<b>143,048</b>	<b>116</b>	<b>0.1%</b>
<b>222302</b>	Office Assistant	31,476	33,600	2,124	6.7%
	Environmental Resource Analyst	1,120	1,100	(20)	-1.8%
	WWW Worker	43,148	42,210	(938)	-2.2%
	Operations Manager	1,730	1,720	(10)	-0.6%
	WWW Operations Supervisor	29,380	29,606	226	0.8%
<b>Operations - PW Customer Service (Total)</b>		<b>106,854</b>	<b>108,236</b>	<b>1,382</b>	<b>1.3%</b>

**TRIUNFO WATER & SANITATION DISTRICT**  
**VRSD Contract Labor Estimate - Dollars by Classification**

Potable Water Personnel (Continued)

<i>Project Number</i>	<i>Classification</i>	<i>FY 2020</i>	<i>FY 2021</i>	<i>Change</i>	<i>%Change</i>
222302E	WWW Worker	5,796	5,670	(126)	-2.2%
	WWW Operations Supervisor	2,730	2,751	21	0.8%
<b>Operations - Customer Service - Emergency Callouts (Total)</b>		<b>8,526</b>	<b>8,421</b>	<b>(105)</b>	<b>-1.2%</b>
222303	WWW Worker	44,068	51,390	7,322	16.6%
	WWW Operations Supervisor	2,340	2,358	18	0.8%
	WWW Helper	11,799	11,286	(513)	-4.3%
<b>Operations - Fire Hydrants (Total)</b>		<b>58,207</b>	<b>65,034</b>	<b>6,827</b>	<b>11.7%</b>
222304	WWW Operations Supervisor	1,300	1,310	10	0.8%
	WWW Worker	10,120	9,900	(220)	-2.2%
	WWW Helper	35,880	34,320	(1,560)	-4.3%
<b>Operations - Anode Checks/Leak Protection (Total)</b>		<b>47,300</b>	<b>45,530</b>	<b>(1,770)</b>	<b>-3.7%</b>
222305	WWW Worker	25,760	25,200	(560)	-2.2%
	WWW Operations Supervisor	2,340	2,358	18	0.8%
<b>Operations - Meter Replacement (Total)</b>		<b>28,100</b>	<b>27,558</b>	<b>(542)</b>	<b>-1.9%</b>
222307	WWW Worker	33,120	21,600	(11,520)	-34.8%
	WWW Operations Supervisor	23,400	15,720	(7,680)	-32.8%
<b>Operations - Customer AMI Training (Total)</b>		<b>56,520</b>	<b>37,320</b>	<b>(19,200)</b>	<b>-34.0%</b>
222400	Instrumentation Tech	23,850	-	(23,850)	-100.0%
	Operations Manager	30,275	30,100	(175)	-0.6%
	Elect. & Instr. Control Supervisor	-	29,475	29,475	100.0%
	Environmental Resource Analyst	-	11,000	11,000	100.0%
	WWW Worker	-	27,000	27,000	100.0%
	WWW Operations Supervisor	13,000	20,960	7,960	61.2%
<b>Engineering</b>		<b>67,125</b>	<b>118,535</b>	<b>51,410</b>	<b>76.6%</b>
222410	WWW Operations Supervisor	4,680	-	(4,680)	-100.0%
	WWW Worker	7,452	-	(7,452)	-100.0%
<b>Engineering - Savoy BPS Vault Project</b>		<b>12,132</b>	<b>-</b>	<b>(12,132)</b>	<b>-100.0%</b>
222411	WWW Operations Supervisor	2,340	-	(2,340)	-100.0%
	Operations Manager	1,557	-	(1,557)	-100.0%
<b>Engineering - Dive Inspections of all PW Tanks</b>		<b>3,897</b>	<b>-</b>	<b>(3,897)</b>	<b>-100.0%</b>
222412	WWW Operations Supervisor	4,680	-	(4,680)	-100.0%
	WWW Worker	22,080	-	(22,080)	-100.0%
	WWW Helper	5,520	-	(5,520)	-100.0%
<b>Engineering - Savoy Tank Coating Rehab.</b>		<b>32,280</b>	<b>-</b>	<b>(32,280)</b>	<b>-100.0%</b>
222413	WWW Operations Supervisor	3,510	-	(3,510)	-100.0%
	Operations Manager	4,671	-	(4,671)	-100.0%
	WWW Helper	5,520	-	(5,520)	-100.0%
<b>Engineering - Distr. System Pressure Station Eval. &amp; Design</b>		<b>13,701</b>	<b>-</b>	<b>(13,701)</b>	<b>-100.0%</b>
222414	WWW Operations Supervisor	-	4,716	4,716	100.0%
	WWW Worker	-	7,290	7,290	100.0%
<b>Engineering - Lamborne &amp; Deerhill BPS Vault Prjt (Total)</b>		<b>-</b>	<b>12,006</b>	<b>12,006</b>	<b>100.0%</b>
222415	WWW Operations Supervisor	-	4,716	4,716	100.0%
	WWW Worker	-	21,600	21,600	100.0%
	WWW Helper	-	5,280	5,280	100.0%
<b>Engineering - Kilburn Tank Coating Rehab (Total)</b>		<b>-</b>	<b>31,596</b>	<b>31,596</b>	<b>100.0%</b>
222500	Operations Manager	13,840	13,760	(80)	-0.6%
	Environmental Resource Analyst	15,680	15,400	(280)	-1.8%
	Office Assistant	8,600	8,400	(200)	-2.3%
	WWW Operations Supervisor	6,760	6,812	52	0.8%
<b>EPG - Potable Water (Total)</b>		<b>44,880</b>	<b>44,372</b>	<b>(508)</b>	<b>-1.1%</b>
222501	Environmental Resource Analyst	11,200	11,000	(200)	-1.8%
	Office Assistant	10,320	10,080	(240)	-2.3%
	WWW Operations Supervisor	7,800	7,860	60	0.8%
<b>EPG - Oak Park Water Conservation (Total)</b>		<b>29,320</b>	<b>28,940</b>	<b>(380)</b>	<b>-1.3%</b>
<b>Potable Water Total</b>		<b>1,273,456</b>	<b>1,297,150</b>	<b>23,694</b>	<b>1.9%</b>

**TRIUNFO WATER & SANITATION DISTRICT**  
**VRSD Contract Labor Estimate - Dollars by Classification**

Recycled Water Personnel

<i>Project Number</i>	<i>Classification</i>	<i>FY 2020</i>	<i>FY 2021</i>	<i>Change</i>	<i>%Change</i>
<b>223200</b>	WWW Electrical Mechanical Worker	5,250	5,200	(50)	-1.0%
	WWW Worker	21,712	21,240	(472)	-2.2%
	Operations Manager	865	860	(5)	-0.6%
	WWW Operations Supervisor	3,510	3,537	27	0.8%
	Elect. & Instr. Control Supervisor	26,000	-	(26,000)	-100.0%
	Instrumentation Tech	-	21,400	21,400	100.0%
<b>Maintenance (Total)</b>		<b>57,337</b>	<b>52,237</b>	<b>(5,100)</b>	<b>-8.9%</b>
<b>223300</b>	Environmental Resource Analyst	672	660	(12)	-1.8%
	Office Assistant	8,600	8,400	(200)	-2.3%
	WWW Worker	23,000	49,500	26,500	115.2%
	Operations Manager	1,038	1,032	(6)	-0.6%
	WWW Operations Supervisor	9,750	9,825	75	0.8%
<b>Operations (Total)</b>		<b>43,060</b>	<b>69,417</b>	<b>26,357</b>	<b>61.2%</b>
<b>223300E</b>	WWW Worker	2,760	2,700	(60)	-2.2%
	WWW Operations Supervisor	910	917	7	0.8%
<b>Operations - Emergency Callouts (Total)</b>		<b>3,670</b>	<b>3,617</b>	<b>(53)</b>	<b>-1.4%</b>
<b>Recycled Water Total</b>		<b>104,067</b>	<b>125,271</b>	<b>21,204</b>	<b>20.4%</b>

**TRIUNFO WATER & SANITATION DISTRICT**  
**VRSD Contract Labor Estimate - Dollars by Classification**

<i>Total Contracted FTEs</i>	<i>FY 2020</i>	<i>FY 2021</i>	<i>Change</i>	<i>%Change</i>
Administration Total	1,053,516	836,342	(217,174)	-20.6%
Wastewater Total	1,398,758	1,407,113	8,355	0.6%
Potable Water Total	1,273,456	1,297,150	23,694	1.9%
Recycled Water Total	104,067	125,271	21,204	20.4%
Capital Projects Total	-	-	-	0.0%
<b>Total FTEs</b>	<b>3,829,797</b>	<b>3,665,876</b>	<b>(163,921)</b>	<b>-4.3%</b>



**TRIUNFO WATER & SANITATION DISTRICT**  
**VRSD Contract Labor Estimate - Dollars by Classification**

<i>Total Contracted Hours</i>	<i>FY 2020</i>	<i>FY 2021</i>	<i>Change</i>	<i>%Change</i>
Accountant	223,244	209,304	-13,940	-6.2%
Administrative Assistant	63,382	61,908	-1,474	-2.3%
Director of Finance	140,000	131,250	-8,750	-6.3%
Elect. & Instr. Control Supervisor	94,900	164,405	69,505	73.2%
Environmental Resource Analyst	175,392	172,260	-3,132	-1.8%
Executive Assistant	65,312	64,684	-628	-1.0%
Fiscal Assistant	327,536	314,072	-13,464	-4.1%
General Manager	19,400	3,940	-15,460	-79.7%
Instrumentation Tech	291,818	230,692	-61,126	-20.9%
Management Analyst	231,812	68,400	-163,412	-70.5%
Office Assistant	93,396	102,480	9,084	9.7%
Operations Manager	147,915	121,432	-26,483	-17.9%
Senior Accountant	4,760	4,560	-200	-4.2%
Senior Fiscal Assistant	2,288	2,236	-52	-2.3%
Senior Management Analyst	19,040	18,240	-800	-4.2%
WWW Electrical Mechanical Worker	141,225	144,456	3,231	2.3%
WWW Helper	84,042	72,732	-11,310	-13.5%
WWW Operations Supervisor	503,750	513,389	9,639	1.9%
WWW Treatment Operator II	78,921	78,156	-765	-1.0%
WWW Worker	1,121,664	1,187,280	65,616	5.8%
<b>Total Dollars</b>	<b>3,829,797</b>	<b>3,665,876</b>	<b>-163,921</b>	<b>-4.3%</b>

**Triunfo Water & Sanitation District**  
**FY2021 Budget Report**  
**FY2021 Proposed Budget vs. FY2020 Adopted Budget**  
**VRSD Contract Services Cost Analysis by Project**

**Central Administration**

**Project 121100 - Administration – Central Admin**

**FY21: \$603,806**

**FY20: \$917,755**

**\$313,949 Decrease (-34%)**

This budget provides funding for management, accounting, investment, fiscal, and administration support. It also includes professional services and general administrative expenses.

Cost Analysis: Amongst other expenses and VRSD labor, FY21 includes overhead for 1,420 TWSD General Manager Mark Norris hours (\$28,017), overhead for 1,200 Vickie Dragan Consulting hours (\$22,416), overhead for 640 Doyle Consulting Services hours (\$11,859), and \$10,083 for video recording TWSD Board Meetings.

\$52,500 is budgeted again as a one-time expense to implement new accounting software, as is \$10,350 for programming and an accounting software maintenance agreement. These were previously budgeted in FY20, but software implementation will not be complete until sometime during FY21.

The net decrease to the VRSD Contract, when compared to FY20, also includes the decrease associated with TWSD contracting directly with Tim Doyle, opposed to The PRD Group through their contract with VRSD.

VRSD's FY21 labor provided to TWSD includes hourly labor rate adjustments, a reduction of 1,348 Management Analyst hours, a reduction of 80 VRSD General Manager hours, a reduction of 70 Fiscal Assistant hours, a reduction of 50 Director of Finance hours, a reduction of 40 Accountant hours.

**Project 121101 - Administration – Wastewater Admin**

**FY21: \$58,175**

**FY20: \$102,511**

**\$44,336 (-43%)**

This budget provides funding for sewer service administration, management, and customer service support.

Cost Analysis: FY21 includes VRSD labor, overhead for 160 TWSD General Manager Mark Norris hours (\$3,157), overhead for 480 Doyle Consulting Services hours (\$8,894), and overhead for 495 Chi Hermann Consulting hours (\$7,316).

The net decrease to the VRSD Contract, when compared to FY20, includes VRSD labor rate adjustments, a \$42,320 reduction in the services of Debra West, and the decrease associated with TWSD contracting directly with Tim Doyle, opposed to The PRD Group through their contract with VRSD.







**Triunfo Water & Sanitation District**  
**FY2021 Budget Report**  
**FY2021 Proposed Budget vs. FY2020 Adopted Budget**  
**VRSD Contract Services Cost Analysis by Project**

**Wastewater (Continued)**

**Project 221202E – WW – Maintenance – N. Shore Tank – Emergency Callouts**

**FY21: \$1,872                                      FY20: \$1,896                                      \$24 Decrease (-1%)**

This budget provides funding for emergency call-outs as required.

Cost Analysis: This cost decrease is due to hourly labor rate adjustments.

**Project 221203 – WW – Maintenance – Manhole Rehab**

**FY21: \$326,772                                      FY20: \$325,174                                      \$1,598 Increase (+0.5)**

This budget provides funding for inspection of 100 manholes, maintenance, and repair of 27 manholes, each fiscal year. It also provides funding for responding to and marking the Underground Service Alerts.

Cost Analysis: This net increase is due to a reduction of 156 Water/Wastewater Worker hours, hourly labor rate adjustments, and equipment rate increases.

**Project 221204 – WW – Maintenance – Preventative**

**FY21: \$74,044                                      FY20: \$73,680                                      \$364 Increase (+0.5%)**

This budget provides funding for ongoing work order generation and updating of data files associated with the computerized preventative maintenance (PM) program. This program encompasses all of the lift stations and the mechanical and electrical equipment within those stations. This program will assist staff in identifying potential problems and allow for repair of equipment before breakdown.

Cost Analysis: This net increase is due to hourly labor rate adjustments and equipment rate increases.





















**Triunfo Water & Sanitation District**  
**FY2021 Budget Report**  
**FY2021 Proposed Budget vs. FY2020 Adopted Budget**  
**VRSD Contract Services Cost Analysis by Project**

**Potable Water (Continued)**

**Project 222400 – PW – Engineering**

**FY21: \$133,035                      FY20: \$86,375                      \$46,660 Increase (+54%)**

This budget provides funding for an SCE efficiency study on the pumps, GIS updates to the TSD system, and general engineering support on small projects, as needed. The efficiency study is part of a 5-year cycle and will be completed during FY21. This project was approved for FY20 but, due to SCE social distancing, the project must be undertaken in FY21.

Cost Analysis: This net cost increase includes hourly labor rate adjustments, equipment rate increases, the reallocation of 225 hours from an Instrumentation Technician to an Electrical & Instrumentation Control Supervisor, an increase of 60 Water/Wastewater Supervisor hours, an increase of 100 Environmental Resource Analyst hours, an increase of 300 Water/Wastewater Worker hours, and a \$5,750 decrease in engineering consultants.

**Project 222410 – Engineering – Savoy BPS Vault Project**

**FY21: N/A                              FY20: \$19,632                              Project Completed**

This budget provides funding for removal and replacement of the old sealant in the lid of the station and replacement of the seals in the pump hatches over the pumps. The project will also include power injection of cracks in the wall that are seeping ground water into the vault. It will also include installation of a dehumidifier in the vault to protect the electrical components in the vault. This is important because the main Edison power is located inside the vault with all of the controls and meter.

Cost Analysis: Project Completed

**Project 222411 – Engineering – Dive Inspections of all PW Tanks**

**FY21: N/A                              FY20: \$21,247                              Project Completed**

This budget provides funding for the Dive inspection company to preform inspections of Kilburn, Deerhill, Savoy, and Oak Canyon, reservoirs. It is recommended that tanks are inspected every five years.

Cost Analysis: Project Completed



**Triunfo Water & Sanitation District**  
**FY2021 Budget Report**  
**FY2021 Proposed Budget vs. FY2020 Adopted Budget**  
**VRSD Contract Services Cost Analysis by Project**

**Potable Water (Continued)**

**Project 222412– Engineering – Savoy Tank Coating Rehab**

**FY21: N/A**

**FY20: \$51,530**

**Project Completed**

This budget will provide funding to pressure wash and spot blast the tank, as needed. The last inspection showed some minor rust areas on the tank and on the ladder. This will address the overall appearance and spot repairs. This project will not include a complete recoating of the tank.

Cost Analysis: Project Completed

**Project 222413 – Engineering – Distribution System Pressure Station Evaluation and Design**

**FY21: N/A**

**FY20: \$25,201**

**Project Completed**

This budget will provide funding to evaluate the water distribution system for locations to install pressure monitoring stations. This will assist operations with early detection of problems in the system and will also be used in data for the leak detection program. At the end of the study, staff will recommend a design and locations for a Capitol Improvement Project.

Cost Analysis: Project Completed

**Project 222414 – Engineering – Lamborne & Deerhill BPS Vault Projects**

**FY21: \$20,381**

**FY20: N/A**

**New Project Number**

This budget provides funding for removal and replacement of the old sealant in the lid of the station and replacement of the seals in the pump hatches over the pumps. The project will also include power injection of cracks in the wall that are seeping ground water into the vault. It will also include installation of a dehumidifier in the vault to protect the electrical components in the vault.

Cost Analysis: This project is part of continuing system upgrades and repairs.

**Triunfo Water & Sanitation District**  
**FY2021 Budget Report**  
**FY2021 Proposed Budget vs. FY2020 Adopted Budget**  
**VRSD Contract Services Cost Analysis by Project**

**Potable Water (Continued)**

**Project 222415 – Engineering – Kilburn Tank Coating Rehab**

**FY21: \$51,846**

**FY20: N/A**

**New Project Number**

This budget will provide funding to pressure wash and spot blast the tank, as needed. The last inspection showed some minor rust areas on the tank and on the ladder. This will address the overall appearance and spot repairs. This project will not include a complete recoating of the tank.

Cost Analysis: This project is part of continuing system upgrades and repairs.

**Project 222500 – PW – EPG – Potable Water**

**FY21: \$67,247**

**FY20: \$73,355**

**\$6,108 Decrease (-8%)**

This budget provides funding for laboratory testing, continuing the update of the Urban Water Management Plan, and regulatory report preparation of the water system, as required by the Department of Public Health.

Cost Analysis: This net decrease is due to hourly labor rate adjustments, equipment rate increases, and a \$5,750 decrease in consultants.

**Project 222501 – PW – EPG – OP Water Conservation**

**FY21: \$29,315**

**FY20: \$29,570**

**\$255 Decrease (-1%)**

This budget provides funding for the continued implementation of Oak Park Water's Water Waste Ordinance. This program is staffed to provide customer awareness only as necessary. The water conservation hotline provides customers with conservation information. This budget also includes staff time to conduct water surveys, to assist customers with water conservation at their homes, and to prepare updates to the Board regarding Oak Park Water's water use compared to conservation goals.

Cost Analysis: This net decrease is due to hourly labor rate adjustments and equipment rate increases.



**Triunfo Water & Sanitation District**  
**FY2021 Budget Report**  
**FY2021 Proposed Budget vs. FY2020 Adopted Budget**  
**VRSD Contract Services Cost Analysis by Project**

**Capital Projects**

**VRSD Contract Services are not currently budgeted within Capital Projects. Staff will present potential VRSD Contract Services related to Capital Projects to the TWSD Board for approval.**



# Las Virgenes – Triunfo Joint Powers Authority

FY 2020-21  
and  
FY 2021-22  
Draft Budget

May 4, 2020

**Las Virgenes - Triunfo  
Joint Powers Authority  
Operations Summary**

	FY 16-17 Actual	FY 17-18 Actual	FY 18-19 Actual	FY 19-20 Budget	FY 19-20 Est. Actual	FY 20-21 Budget	FY 21-22 Budget
<b>OPERATING REVENUES</b>							
4235 RW Sales - LVMWD	\$1,369,024	\$1,603,106	\$1,503,857	\$1,838,299	\$1,882,618	\$1,838,192	\$1,954,050
4240 RW Sales - TWSD	688,676	678,150	564,870	849,097	579,991	540,397	573,984
4245 MWD Incentive - Local Projects	0	0	0	0	0	0	0
4505 Other Income from Operations	96,197	55,595	45,736	65,000	65,000	65,000	65,000
4510 Compost Sales	14,161	8,882	811	15,000	0	15,000	15,000
<b>TOTAL OPERATING REVENUES</b>	<b>\$2,168,058</b>	<b>\$2,345,733</b>	<b>\$2,115,274</b>	<b>\$2,767,396</b>	<b>\$2,527,609</b>	<b>\$2,458,589</b>	<b>\$2,608,034</b>
<b>SOURCE OF SUPPLY</b>							
5115 Purchased Water - Potable Suppl	34,124	0	0	0	30,020	0	0
<b>OPERATIONS DIVISION EXPENSE</b>							
5400 Labor	1,986,771	1,972,298	2,201,788	2,263,114	2,245,774	2,346,619	2,397,826
5405.1 Electricity	2,101,399	2,270,433	1,895,554	2,509,986	1,836,813	1,737,800	1,915,300
5405.2 Telephone	52,977	20,075	31,719	43,228	35,500	33,000	32,000
5405.3 Natural Gas	21,443	16,244	15,712	21,413	16,000	21,400	21,400
5405.4 Water	7,956	11,493	11,949	9,066	11,428	12,500	12,300
5410 Supplies/Material	72,756	80,218	81,596	79,648	73,430	80,950	80,950
5410.1 Fuel	26,208	20,065	17,805	29,298	12,000	30,050	30,100
5410.5 Ferric Chloride	42,204	37,853	35,505	54,456	49,000	60,000	60,000
5410.6 Defoamer/Deodorant	6,082	7,079	3,981	4,120	3,000	4,120	4,120
5410.7 Polymer	120,588	117,798	149,870	108,876	81,000	147,000	147,000
5410.8 Amendment	142,893	101,919	48,336	123,600	21,000	135,000	135,000
5410.9 Alum	6,864	6,917	11,127	9,489	14,000	12,000	12,000
5410.10 Sodium Hypochlorite	212,248	184,319	297,177	208,274	225,000	230,000	230,000
5410.11 Sodium Bisulfite	77,498	98,766	91,143	115,936	91,000	115,936	115,936
5410.13 Aqua Ammonia	31,675	27,657	30,616	31,669	19,000	31,699	31,699
5415 Outside Services	57,168	58,373	335,694	58,400	288,525	555,650	246,650
5417 Odor Control	143,703	141,619	75,610	200,850	57,000	185,000	185,000
5420 Permits and Fee	193,347	174,028	182,576	191,295	205,031	220,100	220,200
5425 Consulting Services	0	96,515	46,286	4,302	37,000	180,000	90,000
5430 Capital Outlay	23,994	0	98,630	65,000	88,000	155,000	155,000
Sub-total	\$5,327,774	\$5,443,669	\$5,662,674	\$6,132,020	\$5,409,501	\$6,293,824	\$6,122,481
<b>MAINTENANCE DIVISION EXPENSE</b>							
5500 Labor	1,211,888	1,228,843	1,231,514	1,400,989	1,215,833	1,252,844	1,274,732
5510 Supplies/Material	396,570	380,410	431,805	483,500	278,250	294,000	304,000
5515 Outside Services	437,628	350,741	362,045	341,450	351,700	374,450	437,450
5518 Building Maintenance	88,631	105,941	130,815	116,000	247,677	282,177	283,645
5520 Permits and Fee	580	1,211	0	500	0	500	500
5525 Consulting Services	2,252	0	0	0	0	0	0
5530 Capital Outlay	45,774	161,552	26,094	95,000	88,000	65,000	70,000
Sub-total	\$2,183,323	\$2,228,698	\$2,182,273	\$2,437,439	\$2,181,460	\$2,268,971	\$2,370,327
<b>INVENTORY EXPENSES</b>							
5536 Inventory Adjustment	(2,393)	6,134	153,421	4,840	2,200	5,000	5,000
Sub-total	(\$2,393)	\$6,134	\$153,421	\$4,840	\$2,200	\$5,000	\$5,000
<b>PUBLIC INFORMATION</b>							
6602 School Education Program	22,535	14,394	2,586	20,971	814	1,105	1,152
6604 Public Education Program	70,275	45,330	29,554	67,722	23,627	20,069	20,842
6606 Community Group Outreach	1,182	2,911	0	6,028	0	8,000	8,000
6608 Intergovernmental Coordination	4,146	1,098	411	5,298	0	5,000	5,000
Sub-total	\$98,138	\$63,733	\$32,551	\$100,019	\$24,441	\$34,174	\$34,994
<b>RESOURCE CONSERVATION</b>							
6788 District Sprayfield	251,449	283,186	314,316	321,779	250,000	270,000	275,000
6789 005 Discharge	277	387	10,917	400	400	400	400
6785 Watershed Programs	60,773	17,097	1,800	46,594	14,000	20,000	20,000
Sub-total	\$312,499	\$300,670	\$327,033	\$368,773	\$264,400	\$290,400	\$295,400

**Las Virgenes - Triunfo  
Joint Powers Authority  
Operations Summary**

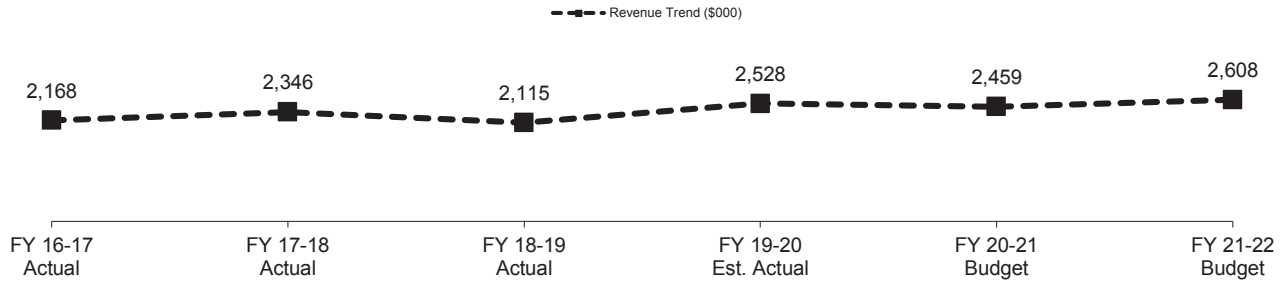
	FY 16-17 Actual	FY 17-18 Actual	FY 18-19 Actual	FY 19-20 Budget	FY 19-20 Est. Actual	FY 20-21 Budget	FY 21-22 Budget
<b>SPECIALTY EXPENSES</b>							
5700 SCADA Services	49,624	38,646	56,005	114,310	51,916	62,104	62,786
5710.2 Technical Services	0	0	1,313	646	12,287	13,763	16,164
5712 Compost Sales/Use Tax	2,922	3,246	2,989	4,000	4,000	4,000	4,000
5715.2 Other Lab Services	141,224	154,291	158,532	156,855	145,000	184,000	184,000
5715.3 Tapia Lab Sampling	125,705	130,352	131,436	151,302	123,246	187,269	193,001
7202 Allocated Lab Expense	378,015	399,644	441,847	449,138	521,277	529,280	531,736
Sub-total	\$697,490	\$726,179	\$792,122	\$876,251	\$857,726	\$980,416	\$991,687
<b>ADMINISTRATIVE EXPENSES</b>							
6872 Litigation/Outside Services*	83,990	49,115	206,946	25,000	135,000	0	0
6874 Litigation/District Costs*	0	0	0	0	0	0	0
6516 Other Professional Services	95,007	167,843	266,417	137,000	156,600	156,600	156,600
6517 Audit Fees	3,395	3,395	3,377	3,700	6,000	6,000	6,000
7110 Travel/Misc Staff Expense	248	0	0	0	0	0	0
7135.1 Property Insurance**	56,955	69,614	79,858	59,779	80,859	0	0
7135.4 Earthquake Insurance**	91,466	110,557	117,389	95,559	92,073	0	0
7145 Claims Paid	122,451	21,000	0	0	0	0	0
7153 TWSD Staff Services	0	0	0	5,000	5,500	6,000	6,000
7155 Other Expense	54,029	9,000	0	0	0	0	0
6260 Rental Charge - Facility Repl	371,357	351,674	377,618	363,316	355,453	363,316	363,316
6350 Allocated Insurance**	0	0	0	0	0	175,131	183,888
6351 Allocated Legal Services*	0	0	0	0	0	135,000	135,000
7203 Allocated Building Maint	83,651	89,824	153,010	88,804	92,424	115,392	96,642
7225 Allocated Support Services	3,528,201	4,099,146	3,906,942	4,713,915	4,691,661	4,668,773	4,716,692
7226 Allocated Operations Services	1,613,325	1,938,958	1,728,380	2,169,190	2,286,559	2,075,114	2,097,007
Sub-total	\$6,104,075	\$6,910,126	\$6,839,937	\$7,661,264	\$7,902,128	\$7,701,327	\$7,761,145
<b>TOTAL EXPENSES</b>	<b>\$14,755,030</b>	<b>\$15,679,209</b>	<b>\$15,990,011</b>	<b>\$17,580,606</b>	<b>\$16,671,876</b>	<b>\$17,574,112</b>	<b>\$17,581,034</b>
<b>NET OPERATING EXPENSE</b>	<b>\$12,586,972</b>	<b>\$13,333,476</b>	<b>\$13,874,737</b>	<b>\$14,813,210</b>	<b>\$14,144,267</b>	<b>\$15,115,522</b>	<b>\$14,973,000</b>

\* Litigation was moved to Allocated Legal Services

\*\* Property and Liability Insurance was moved to Allocated Insurance

**Las Virgenes - Triunfo  
Joint Powers Authority  
Operating Revenues**

	FY 16-17 Actual	FY 17-18 Actual	FY 18-19 Actual	FY 19-20 Budget	FY 19-20 Est. Actual	FY 20-21 Budget	FY 21-22 Budget
<b>OPERATING REVENUES</b>							
4235 RW Sales - LVMWD	\$1,369,024	\$1,603,106	\$1,503,857	\$1,838,299	\$1,882,618	\$1,838,192	\$1,954,050
4240 RW Sales - TWSD	688,676	678,150	564,870	849,097	579,991	540,397	573,984
4505 Other Income from Operations	96,197	55,595	45,736	65,000	65,000	65,000	65,000
4510 Compost Sales	14,161	8,882	811	15,000	0	15,000	15,000
<b>TOTAL OPERATING REVENUES</b>	<b>\$2,168,058</b>	<b>\$2,345,733</b>	<b>\$2,115,274</b>	<b>\$2,767,396</b>	<b>\$2,527,609</b>	<b>\$2,458,589</b>	<b>\$2,608,034</b>





RW WHOLESALE RATE COMPUTATIONS

FY 2020-21 Budgeted Costs	Total Cost	Base Cost	Add'l Pumping	East-West Cost
Pump Stations	1,117,771	564,271	553,500	
Reservoirs	75,169	75,169		
System Operations	18,020	18,020		
Distribution	109,056	109,056		
RW Operations	<u>1,320,016</u>			
RW Ops/JPA Ops	7.9%			
Total JPA Admin	1,046,346			
RW Administration	82,766	82,766		
subtotal:Operations & Admin	<u>1,402,782</u>	<u>849,282</u>		
Depreciation FY18-19	975,816	975,816	-	
Total Cost	<u>\$ 2,378,598</u>	<u>\$ 1,825,098</u>	<u>\$ 553,500</u>	
Costs per Acre Foot		<u>\$ 326.32</u>	<u>\$ 103.59</u>	<u>\$ 429.91</u>

FY 2020-21 Estimated Deliveries

	Acre Feet	Rate	
LV Valley	250	\$ 326.32 /AF	\$ 81,580.00
LVMWD East	1,856	\$ 429.91 /AF	\$ 797,912.96
LVMWD West	2,230	\$ 429.91 /AF	\$ 958,699.30
Total LVMWD	<u>4,336</u>		<u>\$ 1,838,192.26</u>
TWSD	1,257	\$ 429.91 /AF	\$ 540,396.87
	<u>5,593</u>		<u>\$ 2,378,589.13</u>

RW WHOLESale RATE COMPUTATIONS

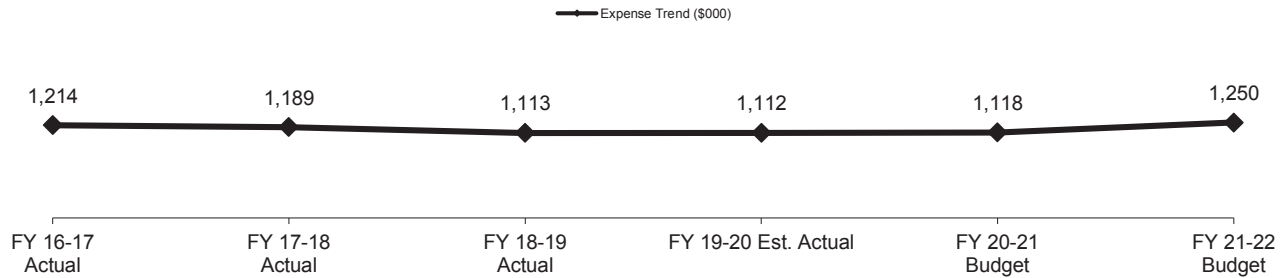
FY 2021-22 Budgeted Costs	Total Cost	Base Cost	Add'l Pumping	East-West Cost
Pump Stations	1,249,507	696,007	553,500	
Reservoirs	73,395	73,395		
System Operations	19,836	19,836		
Distribution	118,842	118,842		
RW Operations	<u>1,461,580</u>			
RW Ops/JPA Ops	8.7%			
Total JPA Admin	1,037,019			
RW Administration	90,635	90,635		
subtotal:Operations & Admin	<u>1,552,215</u>	<u>998,715</u>		
Depreciation FY18-19	975,816	975,816	-	
Total Cost	<u>\$ 2,528,031</u>	<u>\$ 1,974,531</u>	<u>\$ 553,500</u>	
Costs per Acre Foot		<u>\$ 353.04</u>	<u>\$ 103.59</u>	<u>\$ 456.63</u>

FY 2020-21 Estimated Deliveries

	Acre Feet	Rate	
LV Valley	250	\$ 353.04 /AF	\$ 88,260.00
LVMWD East	1,856	\$ 456.63 /AF	\$ 847,505.28
LVMWD West	2,230	\$ 456.63 /AF	\$ 1,018,284.90
Total LVMWD	<u>4,336</u>		<u>\$ 1,954,050.18</u>
TWSD	1,257	\$ 456.63 /AF	\$ 573,983.91
	<u>5,593</u>		<u>\$ 2,528,034.09</u>

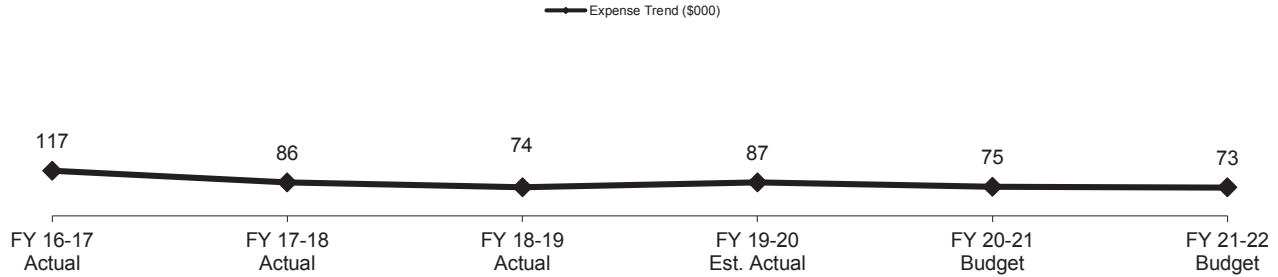
**Las Virgenes - Triunfo  
Joint Powers Authority  
RW Pump Stations - 751100**

	FY 16-17 Actual	FY 17-18 Actual	FY 18-19 Actual	FY 19-20 Budget	FY 19-20 Est. Actual	FY 20-21 Budget	FY 21-22 Budget
<b>OPERATIONS DIVISION EXPENSE</b>							
5400 Labor	\$32,759	\$33,838	\$26,909	\$38,222	\$24,037	\$30,763	\$28,287
5405.1 Electricity	975,191	1,039,925	848,108	1,167,000	874,000	800,000	900,000
5405.2 Telephone	0	53	0	0	0	0	0
5405.4 Water	161	417	265	0	150	200	0
5410 Supplies/Material	20,775	23,848	7,031	14,000	13,500	14,000	14,000
5415 Outside Services	4,923	985	600	0	3,025	8,000	8,000
5430 Capital Outlay	0	0	0	15,000	0	15,000	15,000
Sub-total	\$1,033,809	\$1,099,066	\$882,913	\$1,234,222	\$914,712	\$867,963	\$965,287
<b>MAINTENANCE DIVISION EXPENSE</b>							
5500 Labor	32,937	5,849	66,279	28,434	59,476	52,924	55,271
5510 Supplies/Material	45,414	11,600	15,822	7,000	4,500	7,000	7,000
5515 Outside Services	10,973	508	20,718	1,250	750	1,250	34,250
Sub-total	\$89,324	\$17,957	\$102,819	\$36,684	\$64,726	\$61,174	\$96,521
<b>ADMINISTRATIVE EXPENSES</b>							
7225 Allocated Support Services	62,378	48,561	87,263	74,106	90,894	119,660	119,067
7226 Allocated Operations Services	28,523	23,118	39,584	34,102	41,826	68,974	68,632
Sub-total	\$90,901	\$71,679	\$126,847	\$108,208	\$132,720	\$188,634	\$187,699
<b>TOTAL EXPENSES</b>	<b>\$1,214,034</b>	<b>\$1,188,702</b>	<b>\$1,112,579</b>	<b>\$1,379,114</b>	<b>\$1,112,158</b>	<b>\$1,117,771</b>	<b>\$1,249,507</b>



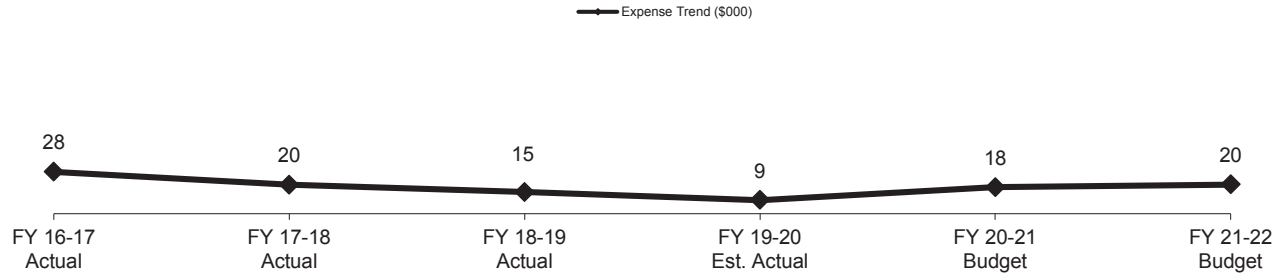
**Las Virgenes - Triunfo  
Joint Powers Authority  
RW Tanks, Reservoirs and Wells - 751200**

	FY 16-17 Actual	FY 17-18 Actual	FY 18-19 Actual	FY 19-20 Budget	FY 19-20 Est. Actual	FY 20-21 Budget	FY 21-22 Budget
<b>SOURCE OF SUPPLY</b>							
5115 Purchased Water - Potable Suppl	\$34,124	\$0	\$0	\$0	30,020	\$0	\$0
<b>OPERATIONS DIVISION EXPENSE</b>							
5400 Labor	10,863	11,915	8,202	17,715	5,975	7,982	7,183
5405.1 Electricity	16,025	15,038	15,426	18,000	14,700	16,000	16,000
5405.2 Telephone	1,343	855	0	1,000	1,000	1,000	0
5405.4 Water	133	174	265	0	278	300	300
5410 Supplies/Material	1,352	2,412	523	2,500	1,600	2,500	2,500
5415 Outside Services	23,500	19,656	28,681	25,000	19,500	25,000	25,000
5420 Permits and Fee	0	900	0	0	100	0	100
Sub-total	\$53,216	\$50,950	\$53,097	\$64,215	\$43,153	\$52,782	\$51,083
<b>MAINTENANCE DIVISION EXPENSE</b>							
5500 Labor	5,081	12,357	1,057	14,598	2,000	6,000	6,000
5510 Supplies/Material	18	0	59	0	0	0	0
5515 Outside Services	1,155	1,073	4,617	1,200	950	1,200	1,200
Sub-total	\$6,254	\$13,430	\$5,733	\$15,798	\$2,950	\$7,200	\$7,200
<b>ADMINISTRATIVE EXPENSES</b>							
7225 Allocated Support Services	16,195	14,985	11,302	36,419	7,318	9,634	9,586
7226 Allocated Operations Services	7,405	7,132	3,771	16,759	3,368	5,553	5,526
Sub-total	\$23,600	\$22,117	\$15,073	\$53,178	\$10,686	\$15,187	\$15,112
<b>TOTAL EXPENSES</b>	<b>\$117,194</b>	<b>\$86,497</b>	<b>\$73,903</b>	<b>\$133,191</b>	<b>\$86,809</b>	<b>\$75,169</b>	<b>\$73,395</b>



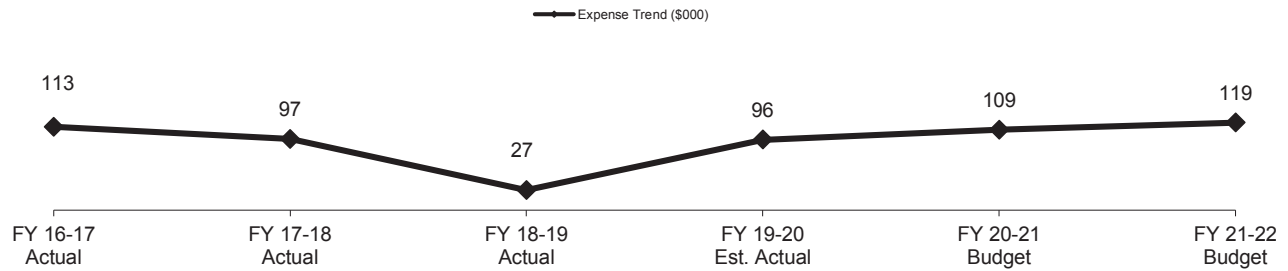
**Las Virgenes - Triunfo  
Joint Powers Authority  
RW System Operations - 751300**

	FY 16-17 Actual	FY 17-18 Actual	FY 18-19 Actual	FY 19-20 Budget	FY 19-20 Est. Actual	FY 20-21 Budget	FY 21-22 Budget
<b>OPERATIONS DIVISION EXPENSE</b>							
5400 Labor	\$11,093	\$6,479	\$6,550	\$15,044	\$6,200	\$6,000	\$7,000
5420 Permits and Fee	88	88	88	100	88	100	100
Sub-total	\$11,181	\$6,567	\$6,638	\$15,144	\$6,288	\$6,100	\$7,100
<b>MAINTENANCE DIVISION EXPENSE</b>							
5500 Labor	291	212	0	261	851	784	803
5510 Supplies/Material	0	10	0	1,000	500	8,000	8,000
Sub-total	\$291	\$222	\$0	\$1,261	\$1,351	\$8,784	\$8,803
<b>SPECIALTY EXPENSES</b>							
5700 SCADA Services	0	192	0	3,238	0	1,000	1,000
5710.2 Technical Services	0	0	0	0	0	0	803
Sub-total	\$0	\$192	\$0	\$3,238	\$0	\$1,000	\$1,803
<b>ADMINISTRATIVE EXPENSES</b>							
7225 Allocated Support Services	11,601	8,547	5,563	19,141	1,031	1,355	1,351
7226 Allocated Operations Services	5,304	4,071	2,523	8,808	475	781	779
Sub-total	\$16,905	\$12,618	\$8,086	\$27,949	\$1,506	\$2,136	\$2,130
<b>TOTAL EXPENSES</b>	<b>\$28,377</b>	<b>\$19,599</b>	<b>\$14,724</b>	<b>\$47,592</b>	<b>\$9,145</b>	<b>\$18,020</b>	<b>\$19,836</b>



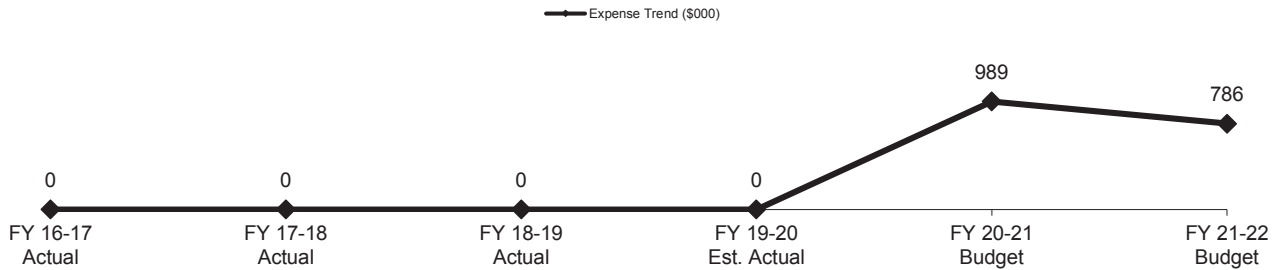
**Las Virgenes - Triunfo  
Joint Powers Authority  
RW Distribution System - 751700**

	FY 16-17 Actual	FY 17-18 Actual	FY 18-19 Actual	FY 19-20 Budget	FY 19-20 Est. Actual	FY 20-21 Budget	FY 21-22 Budget
<b>OPERATIONS DIVISION EXPENSE</b>							
5400 Labor	\$484	\$1,803	\$1,433	\$1,324	\$1,936	\$2,586	\$2,327
5410 Supplies/Material	60	945	0	500	100	500	500
5415 Outside Services	0	0	0	0	0	0	10,000
Sub-total	\$544	\$2,748	\$1,433	\$1,824	\$2,036	\$3,086	\$12,827
<b>MAINTENANCE DIVISION EXPENSE</b>							
5500 Labor	29,625	17,700	6,793	26,724	7,637	8,087	8,250
5510 Supplies/Material	5,689	3,262	2,070	4,000	1,900	8,000	8,000
5515 Outside Services	31,469	40,614	4,688	20,000	67,000	65,000	65,000
5520 Permits and Fee	580	1,211	0	500	0	500	500
Sub-total	\$67,363	\$62,787	\$13,551	\$51,224	\$76,537	\$81,587	\$81,750
<b>ADMINISTRATIVE EXPENSES</b>							
7225 Allocated Support Services	30,934	21,063	8,431	32,984	11,750	15,467	15,392
7226 Allocated Operations Services	14,143	10,027	3,825	15,176	5,407	8,916	8,872
Sub-total	\$45,077	\$31,090	\$12,256	\$48,160	\$17,157	\$24,383	\$24,265
<b>TOTAL EXPENSES</b>	<b>\$112,984</b>	<b>\$96,625</b>	<b>\$27,240</b>	<b>\$101,208</b>	<b>\$95,730</b>	<b>\$109,056</b>	<b>\$118,842</b>



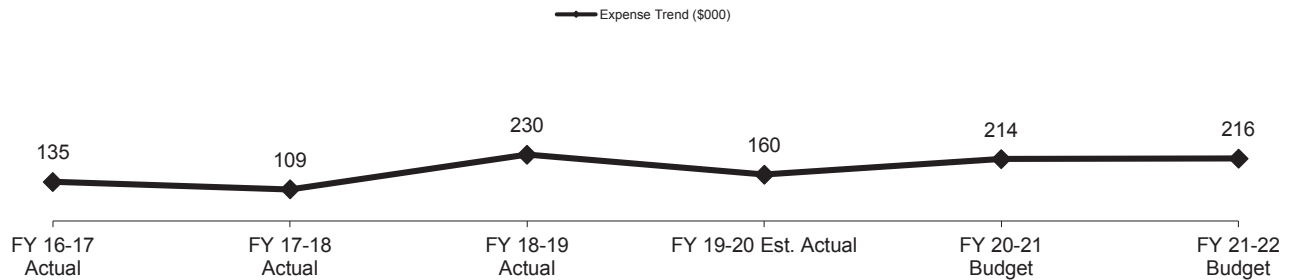
**Las Virgenes - Triunfo  
Joint Powers Authority  
Pure Water Demonstration Project- 751750**

	FY 16-17 Actual	FY 17-18 Actual	FY 18-19 Actual	FY 19-20 Budget	FY 19-20 Est. Actual	FY 20-21 Budget	FY 21-22 Budget
<b>OPERATIONS DIVISION EXPENSE</b>							
5400 Labor	\$0	\$0	\$0	\$0	\$0	\$79,400	\$124,000
5405.1 Electricity	0	0	0	0	0	39,000	39,000
5410.1 Fuel	0	0	0	0	0	5,100	5,100
5415 Outside Services	0	0	0	0	0	370,000	50,000
5425 Consulting Services	0	0	0	0	0	50,000	50,000
Sub-total	\$0	\$0	\$0	\$0	\$0	\$543,500	\$268,100
<b>MAINTENANCE DIVISION EXPENSE</b>							
5500 Labor	0	0	0	0	0	75,000	75,000
5510 Supplies/Material	0	0	0	0	0	10,000	10,000
5515 Outside Services	0	0	0	0	0	20,000	20,000
5518 Building Maintenance	0	0	0	0	0	20,000	20,000
Sub-total	\$0	\$0	\$0	\$0	\$0	\$125,000	\$125,000
<b>SPECIALTY EXPENSES</b>							
5715.2 Other Lab Services	0	0	0	0	0	30,000	30,000
5715.3 Tapia Lab Sampling	0	0	0	0	0	10,000	10,000
Sub-total	\$0	\$0	\$0	\$0	\$0	\$40,000	\$40,000
<b>ADMINISTRATIVE EXPENSES</b>							
7225 Allocated Support Services	0	0	0	0	0	192,390	241,670
7226 Allocated Operations Services	0	0	0	0	0	88,532	111,208
Sub-total	\$0	\$0	\$0	\$0	\$0	\$280,922	\$352,878
<b>TOTAL EXPENSES</b>	<b>\$0</b>	<b>\$0</b>	<b>\$0</b>	<b>\$0</b>	<b>\$0</b>	<b>\$989,422</b>	<b>\$785,978</b>



**Las Virgenes - Triunfo  
Joint Powers Authority  
Sewers - 751800**

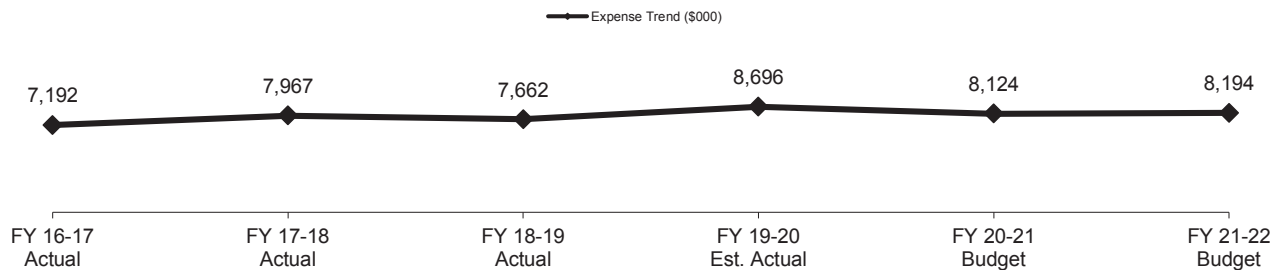
	FY 16-17 Actual	FY 17-18 Actual	FY 18-19 Actual	FY 19-20 Budget	FY 19-20 Est. Actual	FY 20-21 Budget	FY 21-22 Budget
<b>OPERATIONS DIVISION EXPENSE</b>							
5400 Labor	\$535	\$0	\$2,787	\$227	\$3,488	\$3,888	\$4,029
5405.1 Electricity	293	295	254	350	113	300	300
5405.4 Water	0	0	0	200	0	0	0
5420 Permits and Fee	472	472	472	472	472	8,000	8,000
Sub-total	\$1,300	\$767	\$3,513	\$1,249	\$4,303	\$12,188	\$12,329
<b>MAINTENANCE DIVISION EXPENSE</b>							
5500 Labor	41,066	31,495	55,165	41,873	43,442	45,375	47,438
5510 Supplies/Material	286	196	238	2,500	350	2,000	2,000
5515 Outside Services	30,230	27,192	80,804	30,000	24,000	30,000	30,000
Sub-total	\$71,582	\$58,883	\$136,207	\$74,373	\$67,792	\$77,375	\$79,438
<b>SPECIALTY EXPENSES</b>							
5710.2 Technical Services	0	0	1,313	0	1,789	2,004	2,237
5715.2 Other Laboratory Services	0	0	0	0	0	0	0
Sub-total	\$0	\$0	\$1,313	\$0	\$1,789	\$2,004	\$2,237
<b>ADMINISTRATIVE EXPENSES</b>							
7225 Allocated Support Services	42,533	33,401	61,043	49,566	59,052	77,743	77,352
7226 Allocated Operations Services	19,449	15,902	27,690	22,807	27,174	44,812	44,587
Sub-total	\$61,982	\$49,303	\$88,733	\$72,373	\$86,226	\$122,555	\$121,938
<b>TOTAL EXPENSES</b>	<b>\$134,864</b>	<b>\$108,953</b>	<b>\$229,766</b>	<b>\$147,995</b>	<b>\$160,110</b>	<b>\$214,122</b>	<b>\$215,942</b>





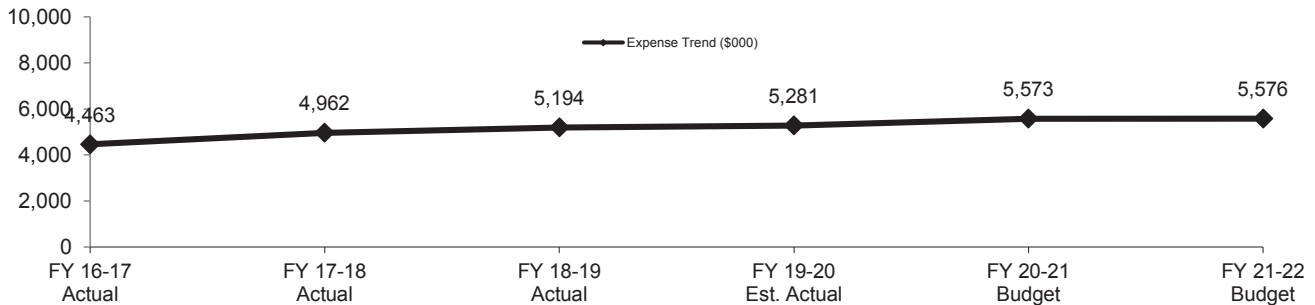
**Las Virgenes - Triunfo  
Joint Powers Authority  
Treatment/Reclamation - 751810**

	FY 16-17 Actual	FY 17-18 Actual	FY 18-19 Actual	FY 19-20 Budget	FY 19-20 Est. Actual	FY 20-21 Budget	FY 21-22 Budget
<b>OPERATIONS DIVISION EXPENSE</b>							
5400 Labor	\$1,129,884	\$1,102,930	\$1,279,747	\$1,273,237	\$1,331,612	\$1,336,000	\$1,335,000
5405.1 Electricity	699,722	797,216	648,935	877,204	653,000	487,500	525,000
5405.2 Telephone	22,609	3,137	17,199	19,568	22,000	20,000	20,000
5405.3 Natural Gas	9,741	8,743	11,395	10,082	12,000	10,000	10,000
5405.4 Water	3,747	5,263	5,837	3,392	5,000	5,500	5,500
5410 Supplies/Material	20,786	26,337	43,442	35,020	34,000	35,000	35,000
5410.1 Fuel	18,979	16,598	10,558	20,600	10,000	17,000	17,000
5410.5 Ferric Chloride	42,204	37,853	35,505	54,456	49,000	60,000	60,000
5410.6 Defoamer/Deodorant	6,082	7,079	3,981	4,120	3,000	4,120	4,120
5410.9 Alum	6,864	6,917	11,127	9,489	14,000	12,000	12,000
5410.10 Sodium Hypochlorite	212,248	184,319	297,177	208,274	225,000	230,000	230,000
5410.11 Sodium Bisulfite	77,498	98,766	91,143	115,936	91,000	115,936	115,936
5410.13 Aqua Ammonia	31,675	27,657	30,616	31,669	19,000	31,699	31,699
5415 Outside Services	28,745	37,732	48,133	30,900	57,000	120,650	120,650
5417 Odor Control	41,963	42,226	38,596	46,350	33,000	40,000	40,000
5420 Permits and Fee	91,189	89,767	91,082	101,365	101,300	102,000	102,000
5425 Consulting Services	0	96,515	46,286	4,302	37,000	40,000	40,000
5430 Capital Outlay	23,994	0	98,630	50,000	88,000	100,000	100,000
Sub-total	\$2,467,930	\$2,589,055	\$2,809,389	\$2,895,964	\$2,784,912	\$2,767,405	\$2,803,905
<b>MAINTENANCE DIVISION EXPENSE</b>							
5500 Labor	604,558	665,960	488,598	704,929	554,198	550,000	542,000
5510 Supplies/Material	210,976	192,150	180,230	240,000	198,000	130,000	140,000
5515 Outside Services	205,253	213,480	94,820	137,000	121,000	125,000	135,000
5518 Building Maintenance	37,573	51,195	87,276	60,000	151,304	160,804	166,630
5530 Capital Outlay	9,774	28,462	26,094	55,000	88,000	65,000	70,000
Sub-total	\$1,068,134	\$1,151,247	\$877,018	\$1,196,929	\$1,112,502	\$1,030,804	\$1,053,630
<b>EFFLUENT DISPOSAL</b>							
6788 District Sprayfield	251,449	283,186	314,316	321,779	250,000	270,000	275,000
6789 005 Discharge	277	387	10,917	400	400	400	400
Sub-total	\$251,726	\$283,573	\$325,233	\$322,179	\$250,400	\$270,400	\$275,400
<b>SPECIALTY EXPENSES</b>							
5700 SCADA Services	46,631	32,454	44,094	91,618	51,916	61,104	61,786
5710.2 Technical Services	0	0	0	517	3,460	3,875	4,325
5715.2 Other Lab Services	135,739	147,436	149,325	146,294	143,000	143,000	143,000
5715.3 Tapia Lab Sampling	114,536	120,856	120,068	139,344	110,210	160,000	165,000
7202 Allocated Lab Expense	344,163	363,855	402,279	408,917	474,596	475,000	475,000
Sub-total	\$641,069	\$664,601	\$715,766	\$786,690	\$783,182	\$842,979	\$849,111
<b>ADMINISTRATIVE EXPENSES</b>							
7225 Allocated Support Services	1,896,260	2,228,931	2,045,414	2,508,634	2,530,000	2,308,000	2,308,000
7226 Allocated Operations Services	867,096	1,049,788	889,119	1,154,400	1,235,000	904,000	904,000
Sub-total	\$2,763,356	\$3,278,719	\$2,934,533	\$3,663,034	\$3,765,000	\$3,212,000	\$3,212,000
<b>TOTAL EXPENSES</b>	<b>\$7,192,215</b>	<b>\$7,967,195</b>	<b>\$7,661,939</b>	<b>\$8,864,796</b>	<b>\$8,695,996</b>	<b>\$8,123,588</b>	<b>\$8,194,046</b>



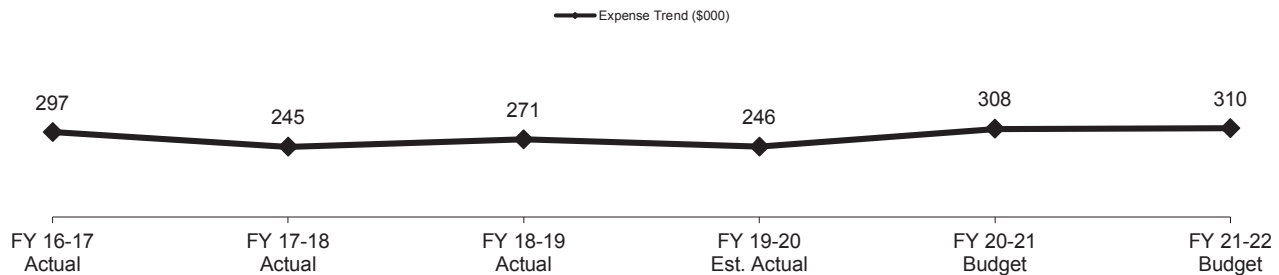
**Las Virgenes - Triunfo  
Joint Powers Authority  
Treatment/Composting - 751820**

	FY 16-17 Actual	FY 17-18 Actual	FY 18-19 Actual	FY 19-20 Budget	FY 19-20 Est. Actual	FY 20-21 Budget	FY 21-22 Budget
<b>OPERATIONS DIVISION EXPENSE</b>							
5400 Labor	\$799,729	\$815,333	\$876,160	\$912,831	\$872,526	\$880,000	\$890,000
5405.1 Electricity	351,883	353,173	317,993	375,950	231,000	325,000	365,000
5405.2 Telephone	29,025	16,030	14,520	22,660	12,500	12,000	12,000
5405.3 Natural Gas	11,702	7,501	4,317	11,331	4,000	11,400	11,400
5405.4 Water	2,712	4,209	3,909	4,469	4,000	4,800	4,800
5410 Supplies/Material	28,982	25,794	29,724	27,628	24,000	28,450	28,450
5410.1 Fuel	7,229	1,253	4,338	4,807	1,000	4,950	5,000
5410.7 Polymer	120,588	117,798	149,870	108,876	81,000	147,000	147,000
5410.8 Amendment	142,893	101,919	48,336	123,600	21,000	135,000	135,000
5415 Outside Services	0	0	258,280	2,500	209,000	32,000	33,000
5417 Odor Control	101,740	99,393	37,014	154,500	24,000	145,000	145,000
5420 Permits and Fee	32,271	13,460	15,047	19,858	16,000	20,000	20,000
5430 Capital Outlay	0	0	0	0	0	40,000	40,000
Sub-total	\$1,628,754	\$1,555,863	\$1,759,508	\$1,769,010	\$1,500,026	\$1,875,600	\$1,836,650
<b>MAINTENANCE DIVISION EXPENSE</b>							
5500 Labor	459,605	481,074	594,660	555,759	542,588	508,000	533,000
5510 Supplies/Material	130,135	161,371	230,902	214,000	71,000	114,000	114,000
5515 Outside Services	134,053	57,778	133,943	135,000	134,000	115,000	135,000
5518 Building Maintenance	51,058	54,746	43,539	56,000	96,373	101,373	97,015
5525 Consulting Services	2,252	0	0	0	0	0	0
5530 Capital Outlay	36,000	133,090	0	40,000	0	0	0
Sub-total	\$813,103	\$888,059	\$1,003,044	\$1,000,759	\$843,961	\$838,373	\$879,015
<b>SPECIALTY EXPENSES</b>							
5700 SCADA Services	2,993	6,000	11,911	19,454	0	0	0
5710.2 Technical Services	0	0	0	129	7,038	7,884	8,799
5712 Compost Sales/Use Tax	2,922	3,246	2,989	4,000	4,000	4,000	4,000
5715.2 Other Lab Services	3,525	4,334	8,093	7,440	0	8,000	8,000
5715.3 Tapia Lab Sampling	769	884	498	638	0	800	800
7202 Allocated Lab Expense	11,284	11,930	13,189	13,407	15,560	18,093	18,912
Sub-total	\$21,493	\$26,394	\$36,680	\$45,068	\$26,598	\$38,777	\$40,511
<b>ADMINISTRATIVE EXPENSES</b>							
7225 Allocated Support Services	1,372,144	1,688,044	1,648,049	1,781,118	1,954,000	1,895,000	1,895,000
7226 Allocated Operations Services	627,437	803,187	746,318	819,609	956,000	925,000	925,000
Sub-total	\$1,999,581	\$2,491,231	\$2,394,367	\$2,600,727	\$2,910,000	\$2,820,000	\$2,820,000
<b>TOTAL EXPENSES</b>	<b>\$4,462,931</b>	<b>\$4,961,547</b>	<b>\$5,193,599</b>	<b>\$5,415,564</b>	<b>\$5,280,585</b>	<b>\$5,572,750</b>	<b>\$5,576,176</b>



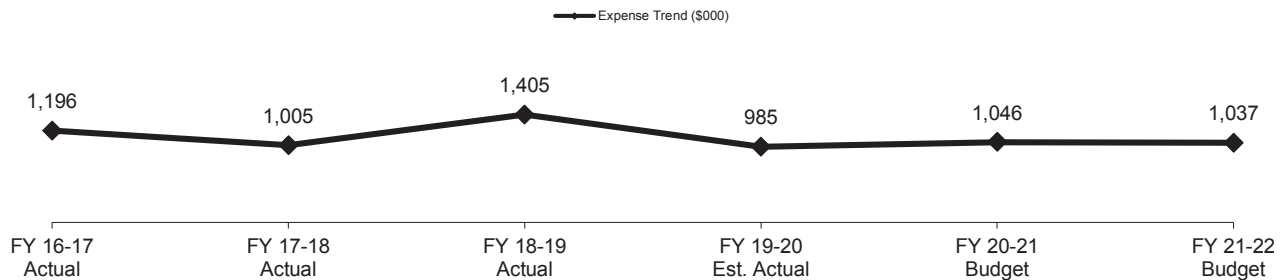
**Las Virgenes - Triunfo  
Joint Powers Authority  
Treatment/Centrated Treatment - 751830**

	FY 16-17 Actual	FY 17-18 Actual	FY 18-19 Actual	FY 19-20 Budget	FY 19-20 Est. Actual	FY 20-21 Budget	FY 21-22 Budget
<b>OPERATIONS DIVISION EXPENSE</b>							
5400 Labor	\$0	\$0	\$0	\$3,797	\$0	\$0	\$0
5405.1 Electricity	58,285	64,786	64,838	71,482	64,000	70,000	70,000
5405.4 Water	1,203	1,430	1,673	1,005	2,000	1,700	1,700
5410 Supplies/Material	801	882	876	0	0	500	500
5410.1 Fuel	0	2,214	2,909	3,891	1,000	3,000	3,000
5420 Permits and Fee	69,327	69,341	75,887	69,500	87,071	90,000	90,000
Sub-total	\$129,616	\$138,653	\$146,183	\$149,675	\$154,071	\$165,200	\$165,200
<b>MAINTENANCE DIVISION EXPENSE</b>							
5500 Labor	38,725	14,196	18,962	28,411	5,641	6,674	6,970
5510 Supplies/Material	4,052	11,821	2,484	15,000	2,000	15,000	15,000
5515 Outside Services	24,495	10,096	22,455	17,000	4,000	17,000	17,000
Sub-total	\$67,272	\$36,113	\$43,901	\$60,411	\$11,641	\$38,674	\$38,970
<b>SPECIALTY EXPENSES</b>							
5715.2 Other Lab Services	1,960	2,521	1,114	3,121	2,000	3,000	3,000
5715.3 Tapia Lab Sampling	10,400	8,612	10,870	11,320	13,036	16,469	17,201
7202 Allocated Lab Expense	22,568	23,859	26,379	26,814	31,121	36,187	37,824
Sub-total	\$34,928	\$34,992	\$38,363	\$41,255	\$46,157	\$55,656	\$58,025
<b>ADMINISTRATIVE EXPENSES</b>							
7225 Allocated Support Services	44,433	24,240	31,110	48,489	23,289	30,663	30,512
7226 Allocated Operations Services	20,316	10,797	11,573	22,312	10,717	17,675	17,588
Sub-total	\$64,749	\$35,037	\$42,683	\$70,801	\$34,005	\$48,338	\$48,099
<b>TOTAL EXPENSES</b>	<b>\$296,565</b>	<b>\$244,795</b>	<b>\$271,130</b>	<b>\$322,142</b>	<b>\$245,874</b>	<b>\$307,868</b>	<b>\$310,294</b>



**Las Virgenes - Triunfo  
Joint Powers Authority  
Administration - 751840**

	FY 16-17 Actual	FY 17-18 Actual	FY 18-19 Actual	FY 19-20 Budget	FY 19-20 Est. Actual	FY 20-21 Budget	FY 21-22 Budget
<b>OPERATIONS DIVISION EXPENSE</b>							
5400 Labor	\$1,424	\$0	\$0	\$717	\$0	\$0	\$0
Sub-total	\$1,424	\$0	\$0	\$717	\$0	\$0	\$0
<b>INVENTORY EXPENSES</b>							
5536 Inventory Adjustment	(2,393)	6,134	153,421	4,840	2,200	5,000	5,000
Sub-total	(\$2,393)	\$6,134	\$153,421	\$4,840	\$2,200	\$5,000	\$5,000
<b>PUBLIC INFORMATION</b>							
6602 School Education Program	22,535	14,394	2,586	20,971	814	1,105	1,152
6604 Public Education Program	70,275	45,330	29,554	67,722	23,627	20,069	20,842
6606 Community Group Outreach	1,182	2,911	0	6,028	0	8,000	8,000
6608 Intergovernmental Coordination	4,146	1,098	411	5,298	0	5,000	5,000
Sub-total	\$98,138	\$63,733	\$32,551	\$100,019	\$24,441	\$34,174	\$34,994
<b>RESOURCE CONSERVATION</b>							
6785 Watershed Programs	60,773	17,097	1,800	46,594	14,000	20,000	20,000
Sub-total	\$60,773	\$17,097	\$1,800	\$46,594	\$14,000	\$20,000	\$20,000
<b>ADMINISTRATIVE EXPENSES</b>							
6872 Litigation/Outside Services	83,990	49,115	206,946	25,000	135,000	0	0
6516 Other Professional Services	95,007	167,843	266,417	137,000	156,600	156,600	156,600
6517 Audit Fees	3,395	3,395	3,377	3,700	6,000	6,000	6,000
7110 Travel/Misc Staff Expense	248	0	0	0	0	0	0
7135.1 Property Insurance	56,955	69,614	79,858	59,779	80,859	0	0
7135.4 Earthquake Insurance	91,466	110,557	117,389	95,559	92,073	0	0
7145 Claims Paid	122,451	21,000	0	0	0	0	0
7153 TSD Staff Services	0	0	0	5,000	5,500	6,000	6,000
7155 Other Expense	54,029	9,000	0	0	0	0	0
6260 Rental Charge - Facility Repl	371,357	351,674	377,618	363,316	355,453	363,316	363,316
Allocated Insurance	0	0	0	0	0	175,131	183,888
Allocated Legal Services	0	0	0	0	0	135,000	135,000
7203 Allocated Building Maint	83,651	89,824	153,010	88,804	92,424	115,392	96,642
7225 Allocated Support Services	51,723	31,374	8,767	163,458	14,326	18,861	18,763
7226 Allocated Operations Services	23,652	14,936	3,977	75,217	6,592	10,872	10,815
Sub-total	\$1,037,924	\$918,332	\$1,217,359	\$1,016,834	\$944,828	\$987,172	\$977,025
<b>TOTAL EXPENSES</b>	<b>\$1,195,866</b>	<b>\$1,005,296</b>	<b>\$1,405,131</b>	<b>\$1,169,004</b>	<b>\$985,469</b>	<b>\$1,046,346</b>	<b>\$1,037,019</b>



**CIP Projects FY 2020-21 and FY 2021-22**

**Sanitation**

**SCADA System Communications Upgrade-10520**

**Project Description:**

Migration of the existing communication system from a serial radio network to an Ethernet based radio network. Provide redundant data paths for uninterrupted communication. Eliminate need to rely on telephone company equipment.

**Sanitation-100 %**

	Prior Year Expenditures	Prior Year Appropriations	Carryforward			
	32,447.00	93,100.00	60,653.00			
				<b>FY 20-21</b>	<b>FY 20-21</b>	<b>Future Year</b>
	<b>Appropriations</b>	<b>Budget</b>	<b>Appropriations</b>	<b>Appropriations</b>	<b>Appropriations</b>	<b>Appropriations</b>
	-	-	-	527,942.56	219,851.44	-
						<b>Project Total</b>
					747,794.00	840,894.00

LV Share Amount (70.6%)

TWSD Share Amount (29.4%)

Project Totals

**Tapia Programmable Logic Controller Upgrades-10567**

**Project Description:**

This project replaces programmable logic controllers (PLC's) with newer PLCs and provides necessary equipment upgrades (fiber optics, network switches and programming) to complete the installation. This is a program project which addresses Tapia in the first two years and centrate treatment in the third year. Design will occur in the first year for all facilities.

**Sanitation-100 %**

	Prior Year Expenditures	Prior Year Appropriations	Carryforward			
	136,665.00	1,311,560.00	1,174,895.00			
				<b>FY 20-21</b>	<b>FY 20-21</b>	<b>Future Year</b>
	<b>Appropriations</b>	<b>Budget</b>	<b>Appropriations</b>	<b>Appropriations</b>	<b>Appropriations</b>	<b>Appropriations</b>
	839,038.64	1,668,514.51	-	-	-	-
	349,401.36	694,820.49	-	-	-	-
	<b>Project Totals</b>	2,363,335.00				2,500,000.00

LV Share Amount (70.6%)

TWSD Share Amount (29.4%)

Project Totals

**Summer Season TMDL Compliance-10619**

**Project Description:**

In February 2017 the SWRCB adopted the Implementation Plan for the 2013 TMDL. The plan provides for compliance with summer time limits within five years. The options for compliance include a "side stream" treatment plant, the use of potable water and nutrient trading in the watershed. This CIP funds the selection, preliminary studies, outreach, CEQA analysis, preliminary design and final design for summer time compliance. Project 10611 (Duct Bank Infrastructure Upgrade) was added to this program for the FY19-20 planning period. Construction of a 1 MGD "side stream" treatment facility at Tapia to treat potable water for stream flow augmentation. Project is currently in 80% final design.

**Sanitation-100 %**

	<b>FY 20-21</b>	<b>FY 20-21</b>	<b>FY 20-21</b>	<b>FY 21-22</b>	<b>Future Year</b>	<b>Project Total</b>
	<b>Appropriations</b>	<b>Budget</b>	<b>Appropriations</b>	<b>Appropriations</b>	<b>Appropriations</b>	
<b>LV Share Amount (70.6%)</b>	1,050,097.34	1,849,155.20	-	-	-	-
<b>TWSD Share Amount (29.4%)</b>	437,292.66	770,044.80	-	-	-	-
<b>Project Totals</b>	<b>1,487,390.00</b>	<b>2,619,200.00</b>	<b>-</b>	<b>-</b>	<b>-</b>	<b>2,937,375.00</b>

**Pure Water Project-10635**

**Project Description:**

This project funds preliminary studies, outreach, CEQA analysis, preliminary design and final design. The 2018 project cost estimate (\$12.1M) was updated using an annual inflationary factor of 3%.

**Sanitation-100 %**

	<b>FY 20-21</b>	<b>FY 20-21</b>	<b>FY 20-21</b>	<b>FY 21-22</b>	<b>Future Year</b>	<b>Project Total</b>
	<b>Appropriations</b>	<b>Budget</b>	<b>Appropriations</b>	<b>Appropriations</b>	<b>Appropriations</b>	
<b>LV Share Amount (70.6%)</b>	2,959,673.43	4,942,000.00	5,824,156.88	-	-	-
<b>TWSD Share Amount (29.4%)</b>	1,232,498.57	2,058,000.00	2,425,357.12	-	-	-
<b>Project Totals</b>	<b>4,192,172.00</b>	<b>7,000,000.00</b>	<b>8,249,514.00</b>	<b>146,243,486.00</b>	<b>162,141,654.00</b>	
<b>Project Offset</b>			<b>(1,424,537.15)</b>			
			<b>Net Project</b>			<b>160,717,116.85</b>

**A/B Bus Electrical Modification-10661**

**Project Description:**

Study the feasibility of reconfiguring the Tapia electrical switch gear and then hire electrical team to make the modifications. Construction cost estimates will be developed following the completion of the feasibility study.

	Prior Year Expenditures	Prior Year Appropriations	Carryforward	
	-	100,000.00	100,000.00	

	FY 20-21 Appropriations	FY 20-21 Budget	FY 21-22 Appropriations	Future Year Appropriations	Project Total
LV Share Amount (70.6%)		70,600.00	-	-	
TWSD Share Amount (29.4%)		29,400.00	-	-	
<b>Project Totals</b>	-	100,000.00	-	-	100,000.00

**Sanitation-100 %**

**Rancho Las Virgenes Storm Water Diversion-10668**

**Project Description:**

Replacement of two storm water diversion structures at the Rancho Las Virgenes Composting Facility. Structures have lifted and need to be addressed. The drainage from the V-ditch goes to a discharge point in Las Virgenes Creek. There is a concern that sludge and/or reclaimed water entering into the V-ditch could enter the creek via the drainage from the V-ditch. An Open/Close valve should be installed at the drainage area so that operators control the contents of the V-ditch. A sump pump system with discharge piping should also be included so that the contents can be pumped either to the field of offsite.

	Prior Year Expenditures	Prior Year Appropriations	Carryforward	
	3,746.00	41,767.00	38,021.00	

	FY 20-21 Appropriations	FY 20-21 Budget	FY 21-22 Appropriations	Future Year Appropriations	Project Total
LV Share Amount (70.6%)	74,154.71	100,997.54	83,025.60	-	
TWSD Share Amount (29.4%)	30,880.29	42,058.46	34,574.40	-	
<b>Project Totals</b>	105,035.00	143,056.00	117,600.00	-	264,402.00

**Sanitation-100 %**

**Develop Seating Area at Tapia-10669**

**Project Description:**

Develop four seating area and climate appropriate landscaping at Tapia adjacent to the control building.

Prior Year Expenditures	Prior Year Appropriations	Carryforward
14,035.00	25,000.00	10,965.00

**Sanitation-100 %**

	FY 20-21 Appropriations	FY 20-21 Budget	FY 21-22 Appropriations	Future Year Appropriations	Project Total
LV Share Amount (70.6%)	-	7,741.29	-	-	-
TWSD Share Amount (29.4%)	-	3,223.71	-	-	-
<b>Project Totals</b>	-	10,965.00	-	-	25,000.00

**Centrate 24" Valve Replacement**

**Project Description:**

Replace two (2) buried 24-inch Miliken valves at the centrate facility.

Prior Year Expenditures	Prior Year Appropriations	Carryforward
-	264,000.00	264,000.00

**Sanitation-100 %**

	FY 20-21 Appropriations	FY 20-21 Budget	FY 21-22 Appropriations	Future Year Appropriations	Project Total
LV Share Amount (70.6%)	17,650.00	204,034.00	-	-	-
TWSD Share Amount (29.4%)	7,350.00	84,966.00	-	-	-
<b>Project Totals</b>	25,000.00	289,000.00	-	-	289,000.00



**Rancho Las Virgenes Digester Cleaning and Repair-10680**

Project Description:  
Rehabilitation and repair of Digester No. 2 at Rancho Compost Facility.

Prior Year Expenditures	Prior Year Appropriations	Carryforward
2,235,428.00	2,235,428.00	-

**Sanitation-100 %**

	FY 20-21 Appropriations	FY 20-21 Budget	FY 21-22 Appropriations	Future Year Appropriations	Project Total
LV Share Amount (70.6%)	438,468.36	438,468.36	-	-	-
TWSD Share Amount (29.4%)	182,591.64	182,591.64	-	-	-
<b>Project Totals</b>	<b>621,060.00</b>	<b>621,060.00</b>	<b>-</b>	<b>-</b>	<b>2,856,488.00</b>

**Rancho Fire Repair- Woolsey Fire-10689**

Project Description:  
Repair compost and cure building, fire damaged windows and roofing, mechanical equipment, irrigation system, electrical, architectural facade, biofilter and other damaged items.

Prior Year Expenditures	Prior Year Appropriations	Carryforward
682,985.00	1,989,455.00	1,306,470.00

**Sanitation-100 %**

	FY 20-21 Appropriations	FY 20-21 Budget	FY 21-22 Appropriations	Future Year Appropriations	Project Total
LV Share Amount (70.6%)	125,385.60	1,005,393.42	-	-	-
TWSD Share Amount (29.4%)	52,214.40	418,676.58	-	-	-
<b>Project Totals</b>	<b>177,600.00</b>	<b>1,424,070.00</b>	<b>-</b>	<b>-</b>	<b>2,107,055.00</b>
<b>Project Offset</b>					
			Net Project	2,107,055.00	

**JPA Facility Repairs-Woolsey Fire-10692**

**Project Description:**

Repair JPA owned fire damaged facilities, property and equipment. Damage include irrigation systems at Rancho Compost Facility and Reservoir 2. Budget for design under CIP# 10691.

	Prior Year Expenditures	Prior Year Appropriations	Carryforward	
	3,864.00	878,612.00	874,748.00	
<b>Sanitation-100 %</b>				
	<b>FY 20-21 Appropriations</b>	<b>FY 20-21 Budget</b>	<b>FY 21-22 Appropriations</b>	<b>Future Year Appropriations</b>
LV Share Amount (70.6%)	-	617,572.09	-	-
TWSD Share Amount (29.4%)	-	257,175.91	-	-
<b>Project Totals</b>	-	<b>874,748.00</b>	-	-
<b>Project Offset</b>			<b>Net Project</b>	<b>878,612.00</b>

**Sanitation-100 %**

	FY 20-21 Appropriations	FY 20-21 Budget	FY 21-22 Appropriations	Future Year Appropriations
LV Share Amount (70.6%)	-	617,572.09	-	-
TWSD Share Amount (29.4%)	-	257,175.91	-	-
<b>Project Totals</b>	-	<b>874,748.00</b>	-	-

**Project Offset**  
Net Project 878,612.00

**Tapia Effluent Pump Station-10702**

**Project Description:**

Remove or abandon in place existing 4160 volt feeders currently suspended from the top slab of the Effluent Pump Station wet well, underneath the existing MCCs. Perform electrical design and replace the overhead 4160 volt feeders. Ensure coordination with 480 volt switch gear improvements.

	Prior Year Expenditures	Prior Year Appropriations	Carryforward	
	-	100,000.00	100,000.00	
<b>Sanitation-100 %</b>				
	<b>FY 20-21 Appropriations</b>	<b>FY 20-21 Budget</b>	<b>FY 21-22 Appropriations</b>	<b>Future Year Appropriations</b>
LV Share Amount (70.6%)	-	70,600.00	279,576.00	-
TWSD Share Amount (29.4%)	-	29,400.00	116,424.00	-
<b>Project Totals</b>	-	<b>100,000.00</b>	<b>396,000.00</b>	-

**Sanitation-100 %**

	FY 20-21 Appropriations	FY 20-21 Budget	FY 21-22 Appropriations	Future Year Appropriations
LV Share Amount (70.6%)	-	70,600.00	279,576.00	-
TWSD Share Amount (29.4%)	-	29,400.00	116,424.00	-
<b>Project Totals</b>	-	<b>100,000.00</b>	<b>396,000.00</b>	-

**Project Total**  
496,000.00

**Tapia Tertiary Filter Rehab-10703**

**Project Description:**

Tertiary Filters concrete rehabilitation. Approximately 25 locations that require a 1 square foot patching with rebar repair. Replace 45 metal plates (2' X 4') on the filter deck and fix concrete around the plates with proper joint sealer. Also include the repair of an electrical panel in the Filter gallery. Replace existing electric actuators at filter structure with new electric actuators. Program plant control system to function with both remote PLC control of actuators and local actuator control. Upgrade local controls to replace old filter annunciator panels which are currently located on the top

**Sanitation-100 %**

	FY 20-21 Appropriations	FY 20-21 Budget	FY 21-22 Appropriations	Future Year Appropriations	Project Total
LV Share Amount (70.6%)	13,555.20	55,915.20	-	-	-
TWSD Share Amount (29.4%)	5,644.80	23,284.80	-	-	-
<b>Project Totals</b>	<b>19,200.00</b>	<b>79,200.00</b>	<b>-</b>	<b>-</b>	<b>79,200.00</b>

Prior Year Expenditures	Prior Year Appropriations	Carryforward
-	60,000.00	60,000.00

**Rancho Reliability Improvements-201839**

**Project Description:**

Replace or rehabilitate facilities and equipment at the Rancho facility based on failure, beyond useful life, or obsolescence. Specific projects are identified for each fiscal year.

**Sanitation-100 %**

	FY 20-21 Appropriations	FY 20-21 Budget	FY 21-22 Appropriations	Future Year Appropriations	Project Total
LV Share Amount (70.6%)	93,192.00	93,192.00	93,192.00	-	-
TWSD Share Amount (29.4%)	38,808.00	38,808.00	38,808.00	-	-
<b>Project Totals</b>	<b>132,000.00</b>	<b>132,000.00</b>	<b>132,000.00</b>	<b>1,056,000.00</b>	<b>1,320,000.00</b>

Prior Year Expenditures	Prior Year Appropriations	Carryforward
-	-	-

**Tapia Water Reclamation Facility Improvements-201840**

**Project Description:**

Replace or rehabilitate facilities and equipment at the Tapia Water Reclamation facility based on failure, end of useful life, or obsolescence. Specific projects are identified for each fiscal year.

**Sanitation-100 %**

	FY 20-21 Appropriations	FY 20-21 Budget	FY 21-22 Appropriations	Future Year Appropriations	Project Total
LV Share Amount (70.6%)	93,192.00	93,192.00	93,192.00	-	
TWSD Share Amount (29.4%)	38,808.00	38,808.00	38,808.00	-	
<b>Project Totals</b>	<b>132,000.00</b>	<b>132,000.00</b>	<b>132,000.00</b>	<b>1,056,000.00</b>	<b>1,320,000.00</b>

Prior Year Expenditures	Prior Year Appropriations	Carryforward
-	-	-

**Tapia Influent Pump Replacement-201854**

**Project Description:**

Replacement of two (2) influent pumps with dry pit submersible pumps. Dry pit submersible pumps will improve staff's ability to maintain and improve staff safety when performing maintenance. This project was identified in the 2017 Carollo study.

**Sanitation-100 %**

	FY 20-21 Appropriations	FY 20-21 Budget	FY 21-22 Appropriations	Future Year Appropriations	Project Total
LV Share Amount (70.6%)	-	-	279,576.00	-	
TWSD Share Amount (29.4%)	-	-	116,424.00	-	
<b>Project Totals</b>	<b>-</b>	<b>-</b>	<b>396,000.00</b>	<b>924,000.00</b>	<b>1,320,000.00</b>

Prior Year Expenditures	Prior Year Appropriations	Carryforward
-	-	-



**Tapia Hypochlorite Tank Replacement-201857**

**Project Description:**

Replace the three fiberglass sodium hypochlorite tanks at Tapia. They are over 20 years old and beyond their expected life span. Leaks have been frequently developing and repairs are costly and difficult.

**Sanitation-100 %**

	FY 20-21 Appropriations	FY 20-21 Budget	FY 21-22 Appropriations	Future Year Appropriations	Project Total
LV Share Amount (70.6%)	136,399.20	136,399.20	-	-	-
TWSD Share Amount (29.4%)	56,800.80	56,800.80	-	-	-
<b>Project Totals</b>	<b>193,200.00</b>	<b>193,200.00</b>	<b>-</b>	<b>-</b>	<b>193,200.00</b>

Prior Year Expenditures -  
Prior Year Appropriations -  
Carryforward -

**Tapia Secondary Clarifier Rehab-201858**

**Project Description:**

Repair the secondary clarifiers. The current launders are leaking and need to have the wall seal repaired. Replacement on the inlet diffusers and skimming tubes is also necessary as they are corroded and leaking. Re-caulking the expansion joints and structural repairs to catwalks are needed as they are separating from the wall.

**Sanitation-100 %**

	FY 20-21 Appropriations	FY 20-21 Budget	FY 21-22 Appropriations	Future Year Appropriations	Project Total
LV Share Amount (70.6%)	198,386.00	198,386.00	-	-	-
TWSD Share Amount (29.4%)	82,614.00	82,614.00	-	-	-
<b>Project Totals</b>	<b>281,000.00</b>	<b>281,000.00</b>	<b>-</b>	<b>-</b>	<b>281,000.00</b>

Prior Year Expenditures -  
Prior Year Appropriations -  
Carryforward -

**Tapia Effluent Meter Replacement-201859**

**Project Description:**

With the summertime compliance project being constructed next year, the 001 out fall meter will be removed. Additionally, the Tapia groundwater meter has aged out and the 003 meter needs to be replaced. These meters are regulatory required. This project replaces the 001, 003 and the Tapia groundwater effluent meters.

**Sanitation-100 %**

	FY 20-21 Appropriations	FY 20-21 Budget	FY 21-22 Appropriations	Future Year Appropriations	Project Total
LV Share Amount (70.6%)	23,298.00	23,298.00	-	-	-
TWSD Share Amount (29.4%)	9,702.00	9,702.00	-	-	-
<b>Project Totals</b>	<b>33,000.00</b>	<b>33,000.00</b>	<b>-</b>	<b>-</b>	<b>33,000.00</b>

Prior Year Expenditures	Prior Year Appropriations	Carryforward
-	-	-

**Tapia Sludget Wet Well Re-Circulation-201860**

**Project Description:**

The re-circulation (mixing) piping at the Tapia sludge wet wells is corroded and develops leaks. This project replaces this piping.  
0  
are regulatory required. This project replaces the 001, 003 and the Tapia groundwater effluent meters.

**Sanitation-100 %**

	FY 20-21 Appropriations	FY 20-21 Budget	FY 21-22 Appropriations	Future Year Appropriations	Project Total
LV Share Amount (70.6%)	-	-	44,336.80	-	-
TWSD Share Amount (29.4%)	-	-	18,463.20	-	-
<b>Project Totals</b>	<b>-</b>	<b>-</b>	<b>62,800.00</b>	<b>-</b>	<b>62,800.00</b>

**Tapia Air Line Repair-201861**

**Project Description:**

The air line which conveys compressed air to the treatment process has leaks which not only allow air to escape, but also allow contaminants to enter into the pipeline and potentially the air diffusers. A large portion of this line was repaired, however a section of the pipeline was not addressed. This section needs to be addressed to stop leakage and protect the diffuser membranes.

**Sanitation-100 %**

	FY 20-21 Appropriations	FY 20-21 Budget	FY 21-22 Appropriations	Future Year Appropriations	Project Total
LV Share Amount (70.6%)	-	-	35,300.00	-	-
TWSD Share Amount (29.4%)	-	-	14,700.00	-	-
<b>Project Totals</b>	-	-	50,000.00	-	50,000.00

Prior Year Expenditures	Prior Year Appropriations	Carryforward
-	-	-

**Rancho Valving In Street Replacement- 201862**

**Project Description:**

Replace the broken or damaged R.E.W. and Potable Water valving throughout the facility.

**Sanitation-100 %**

	FY 20-21 Appropriations	FY 20-21 Budget	FY 21-22 Appropriations	Future Year Appropriations	Project Total
LV Share Amount (70.6%)	-	-	178,971.00	-	-
TWSD Share Amount (29.4%)	-	-	74,529.00	-	-
<b>Project Totals</b>	-	-	253,500.00	-	253,500.00

Prior Year Expenditures	Prior Year Appropriations	Carryforward
-	-	-



**Multi Site Security Assessment and Improvement- JPA-201866**

**Project Description:**  
 Replace the broken or damaged R.E.W. and Potable Water valving throughout the facility.

	Prior Year Expenditures	Prior Year Appropriations	Carryforward
	26,000.00	26,000.00	-
<b>Sanitation-100 %</b>			
	<b>FY 20-21 Appropriations</b>	<b>FY 20-21 Budget</b>	<b>FY 21-22 Appropriations</b>
	22,870.16	22,870.16	22,610.71
	9,523.84	9,523.84	9,415.79
	32,394.00	32,394.00	32,026.50
	<b>Project Totals</b>		<b>Future Year Appropriations</b>
			-
			-
			-
			<b>Project Total</b>
			90,420.50

**Sanitation-100 %**

LV Share Amount (70.6%)  
 TWSD Share Amount (29.4%)  
 Project Totals

**Tapia Gantry Crane-201875**

**Project Description:**  
 Design, build and construct gantry crane for future maintenance of aeration basin diffusers.

	Prior Year Expenditures	Prior Year Appropriations	Carryforward
	-	-	-
<b>Sanitation-100 %</b>			
	<b>FY 20-21 Appropriations</b>	<b>FY 20-21 Budget</b>	<b>FY 21-22 Appropriations</b>
	-	-	81,613.36
	-	-	33,986.40
	-	-	115,599.76
	<b>Project Totals</b>		<b>Future Year Appropriations</b>
			-
			-
			-
			<b>Project Total</b>
			115,599.76

**Sanitation-100 %**

LV Share Amount (70.6%)  
 TWSD Share Amount (29.4%)  
 Project Totals







**Discharge Point Rehab-201918**

**Project Description:**

Evaluate and repair failed 003 Discharge point pipeline (into Malibu Creek). Contract for inspection, an engineering study and a design report to determine the most cost effective means to repair failed 24" potable water pipeline from the Tapia Water Reclamation Facility to Malibu Creek. The pipeline will be used to supply potable supplement to the Malibu Creek during low flow periods. Approximately one (1) mile of pipeline needs to be and preventative improvements to facilities.

**Sanitation-100 %**

	<b>FY 20-21</b>	<b>FY 20-21</b>	<b>FY 21-22</b>	<b>Future Year</b>	<b>Project Total</b>
	<b>Appropriations</b>	<b>Budget</b>	<b>Appropriations</b>	<b>Appropriations</b>	
<b>LV Share Amount (70.6%)</b>	543,125.80	543,125.80	-	-	
<b>TWSD Share Amount (29.4%)</b>	226,174.20	226,174.20	-	-	
<b>Project Totals</b>	769,300.00	769,300.00	-	-	769,300.00

<b>Prior Year Expenditures</b>	-	<b>Prior Year Appropriations</b>	-	<b>Carryforward</b>	
--------------------------------	---	----------------------------------	---	---------------------	--

**Grit Chamber Mixing System Replacement-60030**

**Project Description:**

Replace grit chamber mixing system with a more efficient mixing system.

**Sanitation-100 %**

	<b>FY 20-21</b>	<b>FY 20-21</b>	<b>FY 21-22</b>	<b>Future Year</b>	<b>Project Total</b>
	<b>Appropriations</b>	<b>Budget</b>	<b>Appropriations</b>	<b>Appropriations</b>	
<b>LV Share Amount (70.6%)</b>	93,898.00	93,898.00	-	-	
<b>TWSD Share Amount (29.4%)</b>	39,102.00	39,102.00	-	-	
<b>Project Totals</b>	133,000.00	133,000.00	-	-	133,000.00

<b>Prior Year Expenditures</b>	-	<b>Prior Year Appropriations</b>	-	<b>Carryforward</b>	
--------------------------------	---	----------------------------------	---	---------------------	--

**New RAS Wet Well and Pumps-60031**

Project Description:  
Replace RAS wet well and pumps to increase pumping capacity and reliability.

	Prior Year Expenditures	Prior Year Appropriations	Carryforward	FY 20-21 Appropriations	FY 20-21 Budget	FY 21-22 Appropriations	Future Year Appropriations	Project Total
	-	-	-	84,720.00	84,720.00	790,720.00	-	
<b>Sanitation-100 %</b>				35,280.00	35,280.00	329,280.00	-	
				120,000.00	120,000.00	1,120,000.00	-	1,240,000.00
				<b>LV Share Amount (70.6%)</b>				
				<b>TWSD Share Amount (29.4%)</b>				
				<b>Project Totals</b>				

**Centrate Tank Inspection and Rehabilitation Assessment-70019**

Project Description:  
Tank inspections and recommendations for rehabilitation.

	Prior Year Expenditures	Prior Year Appropriations	Carryforward	FY 20-21 Appropriations	FY 20-21 Budget	FY 21-22 Appropriations	Future Year Appropriations	Project Total
	-	-	-	7,060.00	7,060.00	-	-	
<b>Sanitation-100 %</b>				2,940.00	2,940.00	-	-	
				10,000.00	10,000.00	-	-	10,000.00
				<b>LV Share Amount (70.6%)</b>				
				<b>TWSD Share Amount (29.4%)</b>				
				<b>Project Totals</b>				

**Trunk Sewer System Improvements-99983**

**Project Description:**

Replace or rehabilitate trunk sewer system components based on CCTV, condition assessment & SSMP, end of useful life, or obsolescence. Specific projects are identified for each fiscal year (see project 201877 for FY 20-21 related activity).

**Sanitation-100 %**

	FY 20-21 Appropriations	FY 20-21 Budget	FY 21-22 Appropriations	FY 21-22 Budget	Future Year Appropriations	Project Total
LV Share Amount (70.6%)	-	-	783,660.00	-	-	-
TWSD Share Amount (29.4%)	-	-	326,340.00	-	-	-
<b>Project Totals</b>	-	-	<b>1,110,000.00</b>	-	-	<b>1,110,000.00</b>

**Sanitation Summary**

	7,869,300.00					
<b>Carryforward</b>	5,555,725.80	<b>Appropriations</b>	<b>FY 20-21</b>	<b>Budget</b>	<b>FY 21-22</b>	<b>Appropriations</b>
LV Share Amount (70.6%)	2,313,574.20	7,652,892.45	13,165,860.77	9,530,889.16		
TWSD Share Amount (29.4%)	7,869,300.00	3,186,898.55	5,482,667.23	3,968,953.95		
		10,839,791.00	18,648,528.00	13,499,843.11		

**Recycled Water**

**Canyon Oaks Park RW Main Extension-10629**

Project Description:  
Extension to serve the City of Westlake Village's Oak Canyon Park and eliminate a long private service line to Yerba Buena School.

Prior Year Expenditures	Prior Year Appropriations	Carryforward
7,451.00	399,780.00	392,329.00

**Recycled-100 %**

FY 20-21 Appropriations	FY 20-21 Budget	FY 21-22 Appropriations	Future Year Appropriations	Project Total
-	276,631.98	-	-	-
-	115,198.02	-	-	-
-	391,830.00	-	-	399,281.00
<b>Project Totals</b>				
LV Share Amount (70.6%)				
TWSD Share Amount (29.4%)				

**Cordillera Tank Rehab-10665**

Project Description:  
Rehabilitation of Cordillera Tank including interior and exterior coating, valve and appurtenance upgrades and replacements, restoration of deteriorated asphalt, and work to ensure up-to-date compliance for safety and water quality equipment.

Prior Year Expenditures	Prior Year Appropriations	Carryforward
39,879.00	1,201,267.00	1,161,388.00

**Recycled-100 %**

FY 20-21 Appropriations	FY 20-21 Budget	FY 21-22 Appropriations	Future Year Appropriations	Project Total
-	819,939.93	-	-	-
-	341,448.07	-	-	-
-	1,161,388.00	-	-	1,201,267.00
<b>Project Totals</b>				
LV Share Amount (70.6%)				
TWSD Share Amount (29.4%)				



Recycled Water Summary

	Carryforward	FY 20-21 Appropriations	FY 20-21 Budget	FY 21-22 Appropriations
LV Share Amount (70.6%)	1,096,924.20	-	1,096,571.91	-
TWSD Share Amount (29.4%)	456,792.80	-	456,646.09	-
	1,553,717.00	-	1,553,218.00	

Sanitation Summary

	Carryforward	FY 20-21 Appropriations	FY 20-21 Budget	FY 21-22 Appropriations
LV Share Amount (70.6%)	5,555,725.80	7,652,892.45	13,165,860.77	9,530,889.16
TWSD Share Amount (29.4%)	2,313,574.20	3,186,898.55	5,482,667.23	3,968,953.95
	7,869,300.00	10,839,791.00	18,648,528.00	13,499,843.11

Grand Total

	Carryforward	FY 20-21 Appropriations	FY 20-21 Budget	FY 21-22 Appropriations
LV Share Amount (70.6%)	6,652,650.00	7,652,892.45	14,262,432.68	9,530,889.16
TWSD Share Amount (29.4%)	2,770,367.00	3,186,898.55	5,939,313.32	3,968,953.95
	9,423,017.00	10,839,791.00	20,201,746.00	13,499,843.11

**THIS PAGE INTENTIONALLY LEFT BLANK**



*Providing Outstanding Service Since 1963*

**Board of Directors**

James Wall, Chair

Raymond Tjulander, Vice Chair

Janna Orkney, Director

Leon Shapiro, Director

Vacant, Director

**2.0 Reserve Level Policy**

Revised: 01/27/2020

## **Reserve Level Policy**

### **PURPOSE**

Triunfo Water & Sanitation District (District) is an enterprise public agency, providing sewer, potable water, and reclaimed water to its customers. The District recovers its cost of providing these services through fees and charges. The District requires adequate reserves to ensure the District maintains a prudent level of financial resources to cyclical variations in revenues and expenses and to protect against reducing service to withstand economic downturns, protect against catastrophic events, unforeseen revenue declines, short-term capital improvements, and operating cash flow needs.

### **POLICY**

It is the policy of the District that all funds held in reserve be designated to specific uses, and to take into consideration the minimum level necessary to maintain the District's credit worthiness and adequately provide for operating reserves, future debt or capital obligations, cash flow requirements, and legal requirements. This policy is in conformity with Generally Accepted Accounting Practices (GAAP), Government Finance Officers Association (GFOA) and Governmental Accounting Standards Board (GASB) Guidance. Reserve levels will be set as follows:

#### **A. Restricted Reserves**

The District will maintain reserves in an amount equal to funds restricted by legal requirements, contractual agreements, and trustee requirements. The District is limited in the means in which it may use restricted cash reserves due to legal requirements and contractual agreements.

**1. Debt Service Reserve Funds**

Cash is held as a surety that the annual debt payment and interest will be made. Established as prescribed by the bond covenants adopted at the time of the issuance of debt and maintained until the final debt service payment is made or the debt issue is defeased. The funds cannot be used for any other purpose.

**2. Capital Reserve Fund**

Included in this fund is the connection fee collected from developers to pay for the new facilities necessary to deliver water and wastewater service to newly developed property.

**3. Customer Deposits Fund**

Monies are held on behalf of District customers as required for their utility account. Deposits on utility accounts are released when refunded to the customer. The balance in this fund will fluctuate depending on the number of utility customer deposits are required.

**B. Designated Reserves**

The District will have available cash reserve to cover operating shortfalls to be used for both short term cash flow and contingency planning for unforeseen situations such as unexpected increases in costs or declines in revenues, legislative or judicial mandates, new or expanded services or programs, natural disaster emergencies, one-time Board approved non-capital expenditures or capital needs, and interruptions in billing process to customers.

**1. Capital Improvement and Capital Replacement Reserves Fund**

The District shall establish and maintain fund equal to the 5-year rolling average of the capital improvement projects outlined in the annually updated Five-Year Capital Improvement Plan. The calculation of funds maintained in this category will exclude any funding obtained from outside sources such as loans, grants, or bond funding.

**2. Operating Fund**

The District will maintain cash in the operating fund at a minimum level equal to three months of its annual operating expenses and a maximum level equal to six months of its annual operating expenses, excluding depreciation. This reserve bridges the gap between the time expenses are paid and the time revenues from the same service are collected from customers. The fund will ensure continuity of service regardless of cash flow.

### **3. Debt Service Reserve Fund**

The District shall establish and maintain funds equivalent to one year's debt service obligations. This fund will provide additional security for the payment of annual debt service if rates and other funds are insufficient or not available.

### **4. Rate Stabilization**

The District will maintain cash in the rate stabilization fund at a minimum level equal to three months of its annual operating revenues and a maximum level equal to six months of its annual operating revenues, excluding connection fees. The fund will be used during temporary revenue shortfalls to avoid reducing service levels or raising fees.

## **GUIDELINES**

Finance shall perform a reserve analysis to be submitted to the Board of Directors as follows:

- Board of Directors' deliberation of the annual budget; and
- When a major change in conditions threatens the reserve levels established within this policy.

**THIS PAGE INTENTIONALLY LEFT BLANK**

**TRIUNFO WATER & SANITATION DISTRICT**  
**FISCAL YEAR 2021 & 2022 BUDGET SUMMARY**  
**RESERVE ANALYSIS**

Description	Actual FY 2018 Yearend	Actual FY 2019 Yearend	Adjusted FY 2020 Budget	Estimated FY 2020 Yearend	Proposed FY 2021 Budget	Projected FY 2022 Budget	
<b>WASTEWATER DIVISION</b>							
<b>Restricted reserves:</b>							
<i>Customer Deposits Fund</i>	666,373	666,373	666,373	666,373	666,373	666,373	[1]
<b>Total restricted reserves</b>	<b>666,373</b>	<b>666,373</b>	<b>666,373</b>	<b>666,373</b>	<b>666,373</b>	<b>666,373</b>	
<b>Designated reserves:</b>							
<i>Capital Improvement and Capital Replacement Reserves Fund</i>	-	-	2,090,975	3,125,638	3,263,693	3,974,048	[2]
<i>Operating Fund</i>	3,698,782	3,977,505	661,558	-	-	-	[3]
<i>Rate Stabilization</i>	4,215,270	1,848,581	-	-	-	-	[3]
<b>Total assigned reserves</b>	<b>7,914,052</b>	<b>5,826,086</b>	<b>2,752,533</b>	<b>3,125,638</b>	<b>3,263,693</b>	<b>3,974,048</b>	
<b>Total reserve level balance</b>	<b>\$ 8,580,425</b>	<b>\$ 6,492,459</b>	<b>\$ 3,418,906</b>	<b>\$ 3,792,011</b>	<b>\$ 3,930,066</b>	<b>\$ 4,640,421</b>	
<b>POTABLE WATER DIVISION</b>							
<b>Restricted reserves:</b>							
<i>Debt Service Reserve Funds</i>	399,704	602,000	602,000	602,000	602,000	602,000	[1]
<i>Customer Deposits Fund</i>	-	47,345	48,470	48,470	48,470	48,470	[1]
<b>Total restricted reserves</b>	<b>399,704</b>	<b>649,345</b>	<b>650,470</b>	<b>650,470</b>	<b>650,470</b>	<b>650,470</b>	
<b>Designated reserves:</b>							
<i>Capital Improvement and Capital Replacement Reserves Fund</i>	-	-	-	864,213	864,213	864,213	[1]
<i>Operating Fund</i>	1,228,308	2,656,756	2,569,355	2,624,045	3,256,677	3,363,235	[4]
<i>Debt Service Reserve Fund</i>	-	-	816,435	816,435	816,435	816,435	[1]
<i>Rate Stabilization</i>	-	-	-	-	424,928	1,761,864	[5]
<b>Total assigned reserves</b>	<b>1,228,308</b>	<b>2,656,756</b>	<b>3,385,790</b>	<b>4,304,693</b>	<b>5,362,253</b>	<b>6,805,747</b>	
<b>Total reserve level balance</b>	<b>\$ 1,628,012</b>	<b>\$ 3,306,101</b>	<b>\$ 4,036,260</b>	<b>\$ 4,955,163</b>	<b>\$ 6,012,723</b>	<b>\$ 7,456,217</b>	
<b>RECYCLED WATER DIVISION</b>							
<b>Designated reserves:</b>							
<i>Capital Improvement and Capital Replacement Reserves Fund</i>	-	-	-	175,749	175,749	175,479	[1]
<i>Operating Fund</i>	570,266	631,848	524,545	453,451	591,743	621,013	[4]
<i>Debt Service Reserve Fund</i>	-	-	977,398	977,398	977,398	977,398	[1]
<i>Rate Stabilization</i>	2,539,095	2,216,729	1,930,788	1,667,768	2,285,325	3,082,128	[6]
<b>Total assigned reserves</b>	<b>3,109,361</b>	<b>2,848,577</b>	<b>3,432,731</b>	<b>3,274,366</b>	<b>4,030,215</b>	<b>4,856,018</b>	
<b>Total reserve level balance</b>	<b>\$ 3,109,361</b>	<b>\$ 2,848,577</b>	<b>\$ 3,432,731</b>	<b>\$ 3,274,366</b>	<b>\$ 4,030,215</b>	<b>\$ 4,856,018</b>	
<b>CONSOLIDATED</b>							
<b>Restricted reserves:</b>							
<i>Debt Service Reserve Funds</i>	399,704	602,000	602,000	602,000	602,000	602,000	
<i>Customer Deposits Fund</i>	666,373	713,718	714,843	714,843	714,843	714,843	
<b>Total restricted reserves</b>	<b>1,066,077</b>	<b>1,315,718</b>	<b>1,316,843</b>	<b>1,316,843</b>	<b>1,316,843</b>	<b>1,316,843</b>	
<b>Designated reserves:</b>							
<i>Capital Improvement and Capital Replacement Reserves Fund</i>	-	-	2,090,975	4,165,600	4,303,655	5,013,740	
<i>Operating Fund</i>	5,497,356	7,266,109	3,755,458	3,077,496	3,848,420	3,984,248	
<i>Debt Service Reserve Fund</i>	-	-	1,793,833	1,793,833	1,793,833	1,793,833	
<i>Rate Stabilization</i>	6,754,365	4,065,310	1,930,788	1,667,768	2,710,253	4,843,992	
<b>Total assigned reserves</b>	<b>12,251,721</b>	<b>11,331,419</b>	<b>9,571,054</b>	<b>10,704,697</b>	<b>12,656,161</b>	<b>15,635,813</b>	
<b>Total reserve level balance</b>	<b>\$ 13,317,798</b>	<b>\$ 12,647,137</b>	<b>\$ 10,887,897</b>	<b>\$ 12,021,540</b>	<b>\$ 13,973,004</b>	<b>\$ 16,952,656</b>	

- [1] Meets Recommended Reserve FY2021 and FY2022.
- [2] Capital Improvement Fund is short \$1.7M, \$1.5M, and \$839K for FY2020, FY2021, and FY2022, respectively.
- [3] No Money in Reserve FY2020, FY2021 or FY2022; Recommended 3 to 6 Months
- [4] 6 Months in Reserve FY2021 and FY2022; Recommended 3 to 6 Months
- [5] 0.6 and 2.2 Months in Reserves for FY2021 and FY2022, respectively; Recommended 3 to 6 Months
- [6] 9.5 and 12.3 Months in Reserves for FY2021 and FY2022, respectively; Recommended 3 to 6 Months

**THIS PAGE INTENTIONALLY LEFT BLANK**



**TRIUNFO WATER & SANITATION DISTRICT**  
**DEBT SERVICE**  
**FISCAL YEAR 2021**

**OUTSTANDING DEBT SERVICE SUMMARY**

	Potable Water <i>Loan #2222900</i>	Potable Water (97.73%) <i>Loan #2222901</i>	Recycled Water (2.27%) <i>Loan #2222901</i>	Recycled Water <i>Loan #434672.1</i>	Recycled Water (Taxable) <i>Loan #434672.1</i>	Combined Loan Amount
Original Loan Amount	\$7,760,000	\$2,477,456	\$57,545	\$9,849,000	\$1,876,000	\$22,020,000
Interest Rate	5.00%	3.24%	3.24%	2.74%	4.39%	n/a
Due Dates	Aug and Feb	Nov and May	Nov and May	Aug and Feb	Aug and Feb	n/a
Lender	[1]	[1]	[1]	[1]	[1]	
Balance Due as of June 30, 2020	\$5,127,759	\$1,626,850	\$37,788	\$8,187,368	\$1,591,709	\$16,571,474
Principal Payment through June 30, 2021	\$365,969	\$158,408	\$3,679	\$584,749	\$103,297	\$1,216,102
Interest Payment through June 30, 2021	\$235,747	\$51,437	\$1,195	\$220,597	\$68,755	\$577,731
Balance Due as of June 30, 2021	\$4,761,790	\$1,468,442	\$34,109	\$7,602,619	\$1,488,412	\$15,355,372

**Notes:**

[1] Lender: Bank of America

**Additional Information**

<b><u>Loan #2222900</u></b>	Description:	Construction of Conifer Tank
	Term:	August 2011 - February 2031
<b><u>Loan #2222901</u></b>	Description:	Acquisition and installation of Advanced Metering Infrastructure
	Term:	November 2014 - May 2029
	Original Loan Amount:	\$2,535,000.00
<b><u>Loan #434672.1</u></b>	Description:	Purchase of Recycled Water System from CMWD
	Term:	August 2017 - February 2032
	Original Loan Amount:	\$11,725,000.00

**THIS PAGE INTENTIONALLY LEFT BLANK**

**TRIUNFO WATER & SANITATION DISTRICT**  
**FISCAL YEAR 2021 BUDGET SUMMARY**  
**MEMBERSHIP DUES, CONFERENCES & SEMINARS**

Description	Unit (s)	Cost per Unit	Total Cost
California Special Districts Association (CSDA) Membership Dues	1	7,700	7,700
Ventura County Special Districts Association (VCSDA) Membership Dues	1	150	150
Miscellaneous Membership Dues	12	90	1,080
Total Central Administration Membership Dues Expense:			<u>\$8,930</u>
CSDA Conference Registration: 2 Members x 1 Event @ \$750/Event	2	750	1,500
CSDA Lodging: 2 Members x 1 Event x 3 Nights @ \$220/Night	6	220	1,320
CSDA Mileage: 2 Members x 1 Event	2	350	700
CSDA Per Diem: 2 Members x 1 Event x 4 Days @ \$80/Day	8	80	640
Total CSDA Conference Expense:			<u>\$4,160</u>
TBD: Conference Registration: 5 Events @ \$1,000/Event	5	1,000	5,000
Total TBD Conferences & Seminars Expense:			<u>\$5,000</u>
<b>Total Central Administration Membership Dues, Conferences &amp; Seminars Expense:</b>			<b><u>\$18,090</u></b>
<hr/>			
California Association of Sanitation Agencies (CASA) Membership Dues	1	14,040	14,040
Total Wastewater Membership Dues:			<u>\$14,040</u>
CASA Conference Registration: 3 Members x 3 Events @ \$475/Event	9	475	4,275
CASA Lodging: 3 Members x 3 Events x 3 Nights @ \$220/Night	27	220	5,940
CASA Mileage: 3 Members x 3 Events	9	122	1,098
CASA Per Diem: 3 Members x 3 Events x 4 Days @ \$80/Day	36	80	2,880
Total CASA Conference Expense:			<u>14,193</u>
Washington DC Transportation: 3 Members & GM	4	850	3,400
Washington DC Lodging: 3 Members & GM x 5 Nights	20	450	9,000
Washington DC Per Diem: 3 Members & GM x 5 Days	20	80	1,600
Total Washington DC Expense:			<u>14,000</u>
<b>Total Wastewater Membership Dues, Conferences &amp; Seminars Expense:</b>			<b><u>42,233</u></b>
<hr/>			
Association of California Water Agencies (ACWA) Membership Dues	1	22,715	22,715
Association of Water Agencies (AWA) - Ventura County Membership Dues	1	3,300	3,300
California Rural Water Association (CRWA) Membership Dues	1	1,200	1,200
California Urban Water Conservation Council (CUWCC) Membership Dues	1	2,645	2,645
Total Potable Water Membership Dues:			<u>29,860</u>
ACWA Conference Registration: 3 Members x 2 Events @ \$695/Event	6	695	4,170
ACWA Extra Event: 3 Members x 1 Event @ \$200/Event	3	200	600
ACWA Lodging: 3 Members x 2 Events x 3 Nights @ \$220/Night	18	220	3,960
ACWA Mileage: 3 Members x 2 Events	6	70	420
ACWA Per Diem: 3 Members x 2 Events x 4 Days @ \$80/Day	24	80	1,920
Total ACWA Conference Expense:			<u>\$11,070</u>
<b>Total Potable Water Membership Dues, Conferences &amp; Seminars Expense:</b>			<b><u>40,930</u></b>
<hr/>			
Water Re-use Membership Dues	1	1,000	1,000
Total Recycled Water Membership Dues:			<u>1,000</u>
<b>Total Recycled Water Membership Dues, Conferences &amp; Seminars Expense:</b>			<b><u>\$1,000</u></b>
<hr/>			
<b>Total District Membership Dues, Conferences &amp; Seminars Expense:</b>			<b><u>\$102,253</u></b>

**THIS PAGE INTENTIONALLY LEFT BLANK**

**TRIUNFO WATER & SANITATION DISTRICT**

**ORDINANCE NO. TWSD-250 (Adopted 5/18/20)  
PRESCRIBING FEES AND CHARGES FOR SEWER SERVICE  
OWNED AND OPERATED BY TRIUNFO WATER & SANITATION DISTRICT**

**WHEREAS**, the Triunfo Water & Sanitation District (“District”) is duly organized and established under the laws of the State of California, and as such is empowered to impose fees and charges relative to the District’s provision of services to its service area; and

**WHEREAS**, the District provides wastewater service to its customers within the District’s service area and charges these customers appropriate service fees designed to cover capital and operating and maintenance expenses associated with the provision of the services; and

**WHEREAS**, the District has estimated the costs of providing wastewater service to its customers based on financial information for the current year and the entire operating history of the enterprise; and

**WHEREAS**, this Ordinance No. TWSD-250 (“Ordinance”) prescribes fees and charges pertaining to the provision of wastewater service to the District’s customers within the service area; and

**WHEREAS**, the District has complied with all applicable requirements set forth in Article XIII D of the California Constitution (enacted by Proposition 218, November 5, 1996 Statewide election); and

**WHEREAS**, on May 7 and May 13, 2020, notices were published in the Ventura County Star, a newspaper of general circulation published and circulated in the District, providing a summary of this Ordinance and noticing a May 18, 2020, public hearing to consider adoption of this Ordinance; and

**WHEREAS**, all persons present at said hearing and interested in the matter were heard and given the opportunity to be heard on the enactment of the proposed fees and charges prescribed in this Ordinance; and

**WHEREAS**, after considering the financial information, hearing a staff presentation, considering the testimony received at the public hearing and discussion of the issues, the District’s Board of Directors concludes that the proposed fees and charges prescribed in this Ordinance are necessary for the District’s provision of services and do not exceed the cost of those services; and

**WHEREAS**, the adoption of this Ordinance is statutorily exempt under the California Environmental Quality Act pursuant to the provisions of Public Resources Code Section 21080(b)(8) and California Code of regulations Section 15273(a).

**NOW, THEREFORE**, the Board hereby ordains as follows:

**SECTION 1. SHORT TITLE**

This Ordinance shall be known as the TWSD Sewer Service Fee and Charge Ordinance.

## **SECTION 2. DEFINITIONS**

The following words as used in this Ordinance shall have the meanings set forth below unless otherwise apparent in the context in which they are used:

- a. "Apartment" means a suite or set of rooms outfitted with housekeeping facilities and intended for occupancy as a dwelling unit.
- b. "Board of Directors" or "Board" means the TWSD Board of Directors.
- c. "Commercial" means a site or building used for the exchange or buying and selling of material goods or services and shall also mean a hotel or motel.
- d. "District" or "TWSD" means the Triunfo Water & Sanitation District.
- e. "Equivalent Residential Unit" means a unit of measurement for the quantity and quality of sewage which is equivalent to domestic sewage originating in a single residential unit. One ERU is less than or equal to an average of 250 gallons per day per year of domestic sewage discharge. One ERU is also equal to 25 fixture units or less based on the number of fixture units as assigned to various plumbing fixtures in the Uniform Plumbing Code as published by the International Association of Plumbing and Mechanical Officials (IAPMO). Should a conflict arise between the flow and fixture unit definitions, the most restrictive definition shall apply.
- f. "Industrial" means any site, structure, building or works which is, or which is designed to be, used for the manufacture, processing, or distribution of materials, equipment, supplies, food or commodities of any description; or which is used or designed to be used as a sanitarium, hospital, penal institution, or charitable institution; together with all appurtenances thereto and the surrounding premises under the same ownership or control.
- g. "Institutional" means any educational institution supported by state or local taxes.
- h. "Mobile Dwelling Unit" means a dwelling unit intended to be moved from site to site on wheels that are part of the unit and having dimensions longer than forty (40) feet and wider than eight and one-half (8.5) feet.
- i. "Multiple Residential" means a sewer to serve more than one single family residence.
- j. "Sewer Connection Fee" means a fee to obtain permission to connect to the District sewer, to have flow capacity rights, and to use the trunk sewer, sewage treatment facilities and appurtenances, provided that the District's prevailing service charges have been paid.

## **SECTION 3. FEES AND CHARGES**

The following fees and charges are hereby prescribed:

**A. Monthly Service Charge**

Category	Use	Current Rate (per ERU per month)	FY 2021 (per ERU per month)	FY 2022 (per ERU per month)	FY 2023 (per ERU per month)	FY 2024 (per ERU per month)	FY 2025 (per ERU per month)
I	Single Residential, per each residential lot, or separate billing address, whichever is greater.	\$59.98	\$68.98	\$79.32	\$91.22	\$104.91	\$112.25
I	Multiple Residential, per each ERU or fraction thereof. <sup>(1)</sup>	\$59.98	\$68.98	\$79.32	\$91.22	\$104.91	\$112.25
I	Apartment, per each apartment unit where each apartment unit shall be charged 80 percent of one (1) ERU. <sup>(1)</sup>	\$47.97	\$55.17	\$63.44	\$72.96	\$83.90	\$89.78
I	Mobile Dwelling Unit, per each mobile dwelling unit where each mobile dwelling unit shall be charged 80 percent of one (1) ERU. <sup>(1)</sup>	\$47.97	\$55.17	\$63.44	\$72.96	\$83.90	\$89.78
I	Trailer, per each trailer where each trailer shall be charged 50 percent of one (1) ERU.	\$29.99	\$34.49	\$39.66	\$45.61	\$52.45	\$56.12
I	Commercial, hotels, and institutional, when computed per Method B (see following table) per ERU or fraction thereof.	\$59.98	\$68.98	\$79.32	\$91.22	\$104.91	\$112.25
II	Shopping centers, when computed per Method B (see following table), per ERU or fraction thereof.	\$106.51	\$122.49	\$140.86	\$161.99	\$186.29	\$199.33
III	Restaurants, markets and mortuaries, when computed per Method B (see following table), per ERU or fraction thereof.	\$137.98	\$158.68	\$182.48	\$209.85	\$241.33	\$258.22
IV	Special Cases, service charges shall be based on equivalent factors of flow, loading and cost of service (including an increment for costs of extraordinary service, if required) and implemented by a separate sewer use agreement between the user and District.  Examples of Special Case service include, but are not limited to, the following: (1) Service not defined in one of the preceding categories which are unique or require extraordinary service; (2) Service outside District boundaries; (3) Service to areas requiring special maintenance; (4) Service to areas requiring pumping with a lift greater than 200 feet; or, (5) Service to dischargers of wastewater of unusual strengths; (6) Service to areas where the ERU method per following table results in an inequity.	Individual Case	Individual Case	Individual Case	Individual Case	Individual Case	Individual Case
V	Industrial Waste Charge Permits. Any industrial waste discharge permit may provide special discharge requirements and charges, as determined by the District including, but not limited to, charges for constituents of the sewage discharge, special metering arrangements, including irrigation usage by industrial dischargers, and charges for excess flows or peak seasonal discharges by industrial users.	Individual Case	Individual Case	Individual Case	Individual Case	Individual Case	Individual Case

(1) The number of ERUs for recreational and/or other miscellaneous facilities within a multiple residential complex shall be computed per Method A or Method B (see following table). No monthly service charge shall be charged for laundry room facilities within a multiple residential complex, open to use only by residents of the complex.

Method For Fee Computation
<p>Method A - Based on water meter size</p> <p>Each ¾ inch meter shall equal (1) ERU.            Each 1 inch meter shall equal two (2) ERU.            Each 1-¼ inch or 1-½ inch meter shall equal four (4) ERU            Each 2 inch meter shall equal (7) ERU            Each 3 inch meter shall equal (15) ERU            Each 4 inch meter shall equal (30) ERU            Each 6 inch meter shall equal (60) ERU</p>
<p>Method B - Based on number of plumbing fixtures</p> <p>Each twenty-five (25) plumbing fixture units as defined in the Uniform Plumbing Code shall be considered equal to one (1) ERU.</p>
<p>Method C – Based on flow and waste characteristics</p> <p>Where flow and waste characteristics are of an unusual nature, the sewer connection and service fee shall be determined on the basis of strength of the five (5) day Biochemical Oxygen Demand (BOD), suspended solids, quantity of flow, and other factors of the waste discharge that affect the sewer collection, treatment and disposal systems. Determination of the strength of waste shall be conducted in accordance with the latest edition of “Standard Methods for the Examination of Water and Wastewater,” as published by the American Public Health Association, except where wastes of unusual character make other procedures necessary.</p>
<p>Method D – Based on estimated fixture units</p> <p>A developer may want to construct a shell of a building before determining the final fixture unit count. A developer may obtain a Will Serve letter based upon the District’s estimate of the buildings fixture units or estimated flow. Once the building has been completed and all fixture units installed, the District shall then recalculate the sewer connection and service fee. If the fixture unit count is greater than the original estimate, additional connection fees will be assessed accordingly. If the original estimate for sewer connection fees is greater than the actual As-Built fixture unit count, a refund of excess connection fees will be made to the developer.</p>
<p>Method E – Based on estimated flow</p> <p>Any commercial or industrial building which creates fifteen percent (15) or greater sewage discharge than the original sewer connection fee paid for may be subject to an increased sewer connection fee. For example, an office building may have paid connection fees for 10 ERUs when a Will Serve letter was first issued. At a rate of 250 gallons per day allowed per ERU, the building may be subject to an increased sewer connection fee if its wastewater discharge as determined either by direct metering of the discharge or if the water consumption records indicate that the building is discharging in excess of 10 ERU x 250 gpd x 365 days/year x 1.15 or 1.049 million gallons per year.</p>



**B. Sewer Fees**

Item	Fee
Application Fee	<ol style="list-style-type: none"> <li>1. Projects that require only administrative review: \$0</li> <li>2. All other projects: \$150</li> </ol>
Project Completion Deposit	Projects that require a final audit or inspection: \$1,000
Sewer Plan Check Fee	<ol style="list-style-type: none"> <li>1. Plan check fee: \$100/sheet</li> <li>2. Plans resubmitted after change orders: \$100/sheet</li> <li>3. Subdivision Final Map or Parcel Map Sewer Improvement Plan: \$100/sheet</li> </ol>
Sewer Construction Inspection Fee	<ol style="list-style-type: none"> <li>1. Inspection Fee: \$125/hour (\$350 minimum)</li> <li>2. Overtime Inspection Fee: \$200/hour</li> <li>3. Closed Circuit Television Inspection: \$300/hour (\$1,000 minimum)</li> </ol>
Sewer Connection Fee (per ERU)	<ol style="list-style-type: none"> <li>1. Joint Venture Area: \$13,975</li> <li>2. Bell Canyon Original Assessment Area: \$3,050</li> </ol>
Bell Canyon Sewer Extension Fee	<ol style="list-style-type: none"> <li>1. Gravity Sewer Main: To Be Determined</li> <li>2. Grinder Pump System: \$12,000</li> </ol>
Sewer Availability Fee	\$300 (includes Application Fee)
Industrial Waste Permit Fee	<ol style="list-style-type: none"> <li>1. Annual Fee: \$1,000/year</li> <li>2. Supplemental Fee for work beyond basic level of services: \$100/hour</li> <li>3. Violations: \$300 (1<sup>st</sup>), \$500 (2<sup>nd</sup>), \$1000 (3<sup>rd</sup>)</li> </ol>
FOG Permit Fee	<ol style="list-style-type: none"> <li>1. Annual Fee: \$600/year</li> <li>2. Violations: \$0 (1<sup>st</sup>), \$300 (2<sup>nd</sup>), \$500 (3<sup>rd</sup>)</li> </ol>

Commencing on July 1, 1990 and continuing thereafter on each July 1, the sewer connection fee set forth above shall be adjusted by an increment based on the March to March average percentage change in the Construction Cost Index for the Los Angeles area published in the McGraw-Hill construction weekly magazine titled "ENR," and rounded to the nearest twenty-five dollars (\$25). However, the Board may at its sole option determine, by resolution adopted prior thereto, that such adjustment shall not be effective for the next succeeding years, or may determine other amounts as appropriate based upon the capital expenditure needs of the District.

**SECTION 4. FINDINGS**

The TWSD Board of Directors finds the foregoing fees and charges are for the purpose of: (1) meeting operating expenses, including but not limited to the District's operations, maintenance and management contract; (2) purchasing or leasing supplies, equipment and materials; (3) meeting financial reserve needs and requirements; (4) obtaining funds for constructing and maintaining sewer facilities necessary to maintain service within existing service areas; (5) improvements and repairs; and (6) debt service and refunds.

The TWSD Board of Directors further finds that the foregoing fees and charges: (1) do not exceed the funds required to provide the service; (2) are not used for any purpose other than that for which they are imposed; (3) as imposed upon any parcel or person as an incident of property ownership, do not exceed the proportional cost of the service attributable to the parcel; and, (4) are imposed only for service that is actually used by, or immediately available to, the owner of the property in question.

**SECTION 5. FEE REVIEW PERIOD**

On or about January 1 of each year, the General Manager is hereby empowered and shall review the estimated cost of providing the services described and the impact of any pending or anticipated changes in the service level. The General Manager shall report these findings to the Board of Directors at a duly noticed public hearing and recommend any adjustment to the fees and charges or other action that may be required.

**SECTION 6. SEVERABILITY**

This Ordinance, except for those portions that are found to be invalid, would remain in full force and effect and continue to be valid. The Board of Directors hereby declares it would have passed this Ordinance and each section, subsection, sentence, clause or phrase thereof, irrespective of the fact that one or more sections, subsections, sentences, clauses, or phrases or the application thereof to any person or circumstance be held invalid.

**SECTION 7. REPEAL OF PRIOR INCONSISTENT ORDINANCES**

Any prior ordinances or portions of ordinances previously adopted by the District Board of Directors that are in conflict with this Ordinance, are repealed as of the Effective Date of this Ordinance. This includes TWSD-250 (adopted 12/16/19).

**SECTION 8. EFFECTIVE DATE**

This Ordinance shall become effective July 1, 2020.

**PASSED, APPROVED AND ADOPTED** this 18th day of May 2020 by the following vote:

AYES:

NOES:

ABSENT:

**TRIUNFO WATER & SANITATION DISTRICT**

\_\_\_\_\_  
James Wall, Chair

**ATTESTED:**

\_\_\_\_\_  
Juliet Rodriguez, Clerk of the Board

**APPROVED AS TO FORM:**

\_\_\_\_\_  
John Mathews, General Counsel

**THIS PAGE INTENTIONALLY LEFT BLANK**

**TRIUNFO WATER & SANITATION DISTRICT**

**ORDINANCE NO. TWSD-350 (Adopted 5/18/20)  
PRESCRIBING FEES AND CHARGES FOR POTABLE WATER  
PROVIDED BY TRIUNFO WATER & SANITATION DISTRICT**

**WHEREAS**, the Triunfo Water & Sanitation District (“District”) is duly organized and established under the laws of the State of California and, as such, is empowered to impose fees and charges relative to the District’s provision of services to its service area; and

**WHEREAS**, the District provides retail potable water service to its customers and charges these customers appropriate service fees and charges designed to cover operating and maintenance expenses associated with the provision of the services; and

**WHEREAS**, the District has estimated the costs of providing retail potable water service to its customers based on financial information for the current year and the entire operating history of the enterprise; and

**WHEREAS**, this Ordinance No. TWSD-350 (“Ordinance”) prescribes fees and charges pertaining to the provision of retail potable water service to the District’s customers; and

**WHEREAS**, in accordance with the Proposition 218 Omnibus Implementation Act (Government Code Section 53750 through 53756) the District has adopted a schedule of potable water rates that authorizes automatic adjustments that pass-through increase in the wholesale cost of potable water, as calculated per hundred cubic feet of water (HCF); and

**WHEREAS**, in accordance with Government Code Section 53756(d), the District will provide written notice to all affected property owners prior to imposing the automatic adjustments set forth in this Ordinance that pass-through increases in wholesale cost of potable water charged by Calleguas, as calculated per hundred cubic feet of water (HCF). Said written notice shall be not less than thirty (30) days before the effective date of said adjustments; and,

**WHEREAS**, the District has complied with all applicable requirements set forth in Article XIII D of the California Constitution (enacted by Proposition 218, November 5, 1996 Statewide election); and

**WHEREAS**, on May 7 and May 13, 2020, notices were published in the Ventura County Star, a newspaper of general circulation published and circulated in the District, providing a summary of this Ordinance and noticing a May 18, 2020 public hearing to consider adoption of this Ordinance; and

**WHEREAS**, all persons present at said hearing and interested in the matter were heard and given the opportunity to be heard on the enactment of the proposed fees and charges prescribed in this Ordinance; and

**WHEREAS**, after considering the financial information, hearing a staff presentation, considering the testimony received at the public hearing and discussion of the issues, the Board of Directors concludes that the proposed fees and charges prescribed in this Ordinance are necessary for the District’s provision of services and do not exceed the cost of those services; and

**WHEREAS**, the adoption of this Ordinance is statutorily exempt under the California Environmental Quality Act pursuant to the provisions of Public Resources Code Section Ordinance No. TWSD-350 (Adopted 5/18/2020)

21080(b)(8) and California Code of regulations Section 15273(a).

**NOW, THEREFORE,** the Board hereby ordains as follows:

**SECTION 1. SHORT TITLE**

This Ordinance shall be known as the TWSD Potable Water Fee and Charge Ordinance.

**SECTION 2. DEFINITIONS**

The following words as used in this Ordinance shall have the meanings set forth below unless otherwise apparent in the context in which they are used:

- a. "Board of Directors" or "Board" means the TWSD Board of Directors.
- b. "Customer" means any person, association, corporation, governmental agency, firm, or company of record receiving water service from the District.
- c. "District" or "TWSD" means the Triunfo Water & Sanitation District.
- d. "Hundred Cubic Feet" or HCF" or "Unit of Water" means 100 cubic feet or 748 gallons of water.

**SECTION 3. FEES AND CHARGES**

The following fees and charges are hereby prescribed:

**A. Monthly Service Charge**

Meter Size	Current FY 2020	FY 2021	FY 2022	FY 2023	FY 2024	FY 2025
3/4"	\$29.74	\$31.53	\$33.43	\$35.44	\$36.86	\$38.34
1"	\$46.94	\$49.76	\$52.75	\$55.92	\$58.16	\$60.49
1-1/2"	\$89.99	\$94.72	\$100.41	\$106.44	\$110.70	\$115.13
2"	\$141.64	\$148.02	\$156.91	\$166.33	\$172.99	\$179.91
3"	\$305.20	\$316.78	\$335.79	\$355.94	\$370.18	\$384.99
4"	\$546.23	\$565.49	\$599.42	\$635.39	\$660.81	\$687.25
6"	\$1,209.09	\$1,249.44	\$1,324.41	\$1,403.88	\$1,460.04	\$1,518.45

**B. Quantity Rate for Potable Water**

Tier	Monthly Use	Current Rate FY 2020	Rate FY 2021	Rate FY 2022	Rate FY 2023	Rate FY 2024	Rate FY 2025
1	0-7 HCF	\$6.45	\$6.84	\$7.26	\$7.70	\$8.01	\$8.34
2	>7-28 HCF	\$7.31	\$7.75	\$8.22	\$8.72	\$9.07	\$9.44
3	>28 HCF	\$8.94	\$9.48	\$10.05	\$10.66	\$11.09	\$11.54

Any of the quantity rates specified above are, in accordance with applicable law, subject to adjustment by the District should Calleguas adopt between January 1, 2020 and the end of Fiscal Year 2020-2021 further increases or decreases in its potable water wholesale rate.

**C. Automatic Fire Sprinkler Monthly Service Charge**

Meter Size	Current FY 2020	FY 2021	FY 2022	FY 2023	FY 2024	FY2025
3/4"	\$29.74	\$31.53	\$33.43	\$35.44	\$36.86	\$38.34

Water used through an automatic fire sprinkler system for purposes other than for extinguishing fires or a related purpose, shall be charged the Tier 3 metered water rate for all water used through such service connection.

**D. Service Connection Fee**

Meter Size	Current FY 2020	FY 2021
3/4"	\$4,827	\$4,875
1"	\$8,061	\$8,125
1-1/2"	\$16,073	\$16,200
2"	\$25,727	\$25,900
3"	\$56,329	\$56,725
4"	\$101,363	\$102,100
6"	\$225,267	\$226,900

Commencing on July 1, 1990 and continuing thereafter on each July 1, the water connection fee set forth above shall be adjusted by an increment based on the March to March average percentage change in the Construction Cost Index for the Los Angeles area published in the McGraw-Hill construction weekly magazine titled "ENR," and rounded to the nearest twenty-five dollars (\$25). However, the Board may at its sole option determine, by resolution adopted prior thereto, that such adjustment shall not be effective for the next succeeding years, or may determine other amounts as appropriate based upon the capital expenditure needs of the District.

**E. Processing, Planning and Inspection Fees**

Item	Fee
Application Fee	1. Projects that require only administrative review: \$0 2. All other Projects: \$150
Project Completion Deposit	Projects that require a final audit or inspection: \$1000
Water Line Plan Check Fee	1. Plan check fee: \$100/sheet 2. Plans resubmitted after change orders: \$100/sheet 3. Subdivision Final Map or Parcel Map Sewer Improvement Plan: \$100/sheet
Water Line Construction Inspection Fee	1. Inspection Fee: \$125/hour (\$350 minimum) 2. Overtime Inspection Fee: \$200/hour

**F. Miscellaneous Fees**

Item	Fee
Account Set Up Fee	\$15.00
Construction Connection (Per Month)	\$8.50
New Customer Deposit –3/4” Meter	\$75.00
New Customer Deposit - 1” Meter	\$80.00
New Customer Deposit – 1 ½” Meter	\$100.00
New Customer Deposit - 2” Meter	\$150.00
New Customer Deposit over 2” Meter	\$200.00
Shut off Notice/Shut off/Turn on/etc. - Regular Business Hours	\$30.00 each
Shut off Notice/Shut off/Turn on/etc. - After Hours/Weekends	\$325.00 each
Fire Service (Per Inch of Meter Diameter)	\$6.75
Security Deposit – Metered Hydrant Service	\$1,200.00
Security Deposit – Reinstatement after shut off for customers with history of delinquent payment and will escalate based on the amount of the billing (returned after one year if no late fees are applied during the entire period)	\$150.00
Unauthorized Turn on	\$ 75.00
Unauthorized Fire Hydrant Use	\$ 250.00

In addition, the District shall collect charges for work performed or for damages incurred (i.e., damaged meter box, meter box replacement covers, damaged fire hydrants, etc.). The charges shall be based on the costs incurred including an amount for overhead as set by the District.

**SECTION 4. FINDINGS**

The TWSD Board of Directors finds the foregoing fees and charges are for the purpose of: (1) meeting operating expenses, including but not limited to the District’s operations, maintenance and management contract; (2) purchasing or leasing supplies, equipment and materials; (3) meeting financial reserve needs and requirements; (4) obtaining funds for constructing and maintaining water facilities necessary to maintain service within existing service areas; (5) improvements and repairs; and (6) debt service and refunds.

The TWSD Board of Directors further finds that the foregoing fees and charges: (1) do not exceed the funds required to provide the service; (2) are not used for any purpose other than that for which they are imposed; (3) as imposed upon any parcel or person as an incident of property ownership, do not exceed the proportional cost of the service attributable to the parcel; and, (4) are imposed only for service that is actually used by, or immediately available to, the owner of the property in question.

**SECTION 5. FEE REVIEW PERIOD**

On or about January 1 of each year, the General Manager is hereby empowered and shall review the estimated cost of providing the services described and the impact of any pending or anticipated changes in the service level. The General Manager shall report these findings to the Board of Directors at a duly noticed public hearing and recommend any adjustment to the fees and charges or other action that may be required.

**SECTION 6. SEVERABILITY**

This Ordinance, except for those portions that are found to be invalid, would remain in full force



and effect and continue to be valid. The Board of Directors hereby declares it would have passed this Ordinance and each section, subsection, sentence, clause or phrase thereof, irrespective of the fact that one or more sections, subsections, sentences, clauses, or phrases or the application thereof to any person or circumstance be held invalid.

**SECTION 7. REPEAL OF PRIOR INCONSISTENT ORDINANCES**

Any prior ordinances or portions of ordinances previously adopted by the District Board of Directors that are in conflict with this Ordinance, are repealed as of the Effective Date of this Ordinance. This includes TWSD-350 (Adopted 11/25/2019).

**SECTION 8. EFFECTIVE DATE**

This Ordinance shall become effective July 1, 2020.

**PASSED, APPROVED AND ADOPTED** this 18<sup>th</sup> day of May 2020 by the following vote:

AYES:

NOES:

ABSENT:

**TRIUNFO WATER & SANITATION DISTRICT**

\_\_\_\_\_  
James Wall, Chair

**ATTESTED:**

\_\_\_\_\_  
Juliet Rodriguez, Clerk of the Board

**APPROVED AS TO FORM:**

\_\_\_\_\_  
John Mathews, General Counsel

**THIS PAGE INTENTIONALLY LEFT BLANK**

**TRIUNFO WATER & SANITATION DISTRICT**

**ORDINANCE NO. TWSD-450 (Adopted 5/18/20)  
PRESCRIBING FEES AND CHARGES FOR RECYCLED WATER  
PROVIDED BY TRIUNFO WATER & SANITATION DISTRICT**

**WHEREAS**, the Triunfo Water & Sanitation District (“District”) is duly organized and established under the laws of the State of California, and as such is empowered to impose fees and charges relative to the District’s provision of services to its service area; and

**WHEREAS**, the District provides retail recycled water services to its customers within the District’s service area and charges these customers appropriate service fees designed to cover operating and maintenance expenses associated with the provision of the cost of services; and

**WHEREAS**, the District has estimated the costs of providing retail recycled water service based on financial information for the current year and the entire operating history of the enterprise; and

**WHEREAS**, this Ordinance prescribes fees and charges pertaining to the provision of retail recycled water service to the District’s customers; and

**WHEREAS**, the District adopted TSD Ordinance No. TSD-400 setting the retail rate for recycled water at not greater than 90% of the District’s potable water Tier 1 potable water rate; and

**WHEREAS**, the District is under contract with California Water Service and Hidden Valley Municipal Water District to set the wholesale rate charged to them at 80% of the then current Calleguas Municipal Water District’s (Calleguas) Tier 1 wholesale supply rate for potable water; and

**WHEREAS**, in accordance with Government Code section 53756, the District will provide written notice to all affected customers in the District prior to the District passing through to those property owners the increase in its retail recycled water rate; and

**WHEREAS**, the District has complied with all applicable requirements set forth in Article XIII D of the California Constitution (enacted by Proposition 218, November 6, 1996 Statewide election); and

**WHEREAS**, on May 7 and May 13, 2020, notices were published in the Ventura County Star, a newspaper of general circulation published and circulated in the District, providing a summary of this Ordinance and noticing a May 18, 2020, public hearing to consider adoption of this Ordinance; and

**WHEREAS**, after considering the financial information, hearing a staff presentation, considering the testimony received at the public hearing and discussion of the issues, the Board of Directors concludes that the proposed fees and charges prescribed in this Ordinance are necessary for the District’s provision of services and do not exceed the cost of those services; and

**WHEREAS**, the adoption of this Ordinance is statutorily exempt under the California Environmental Quality Act pursuant to the provisions of Public Resources Code Section 21080(b)(8) and California Code of Regulations section 15273(a).

**NOW, THEREFORE**, the Board hereby ordains as follows:

**SECTION 1. SHORT TITLE**

This Ordinance shall be known as the TWSD Recycled Water Fee and Charge Ordinance.

**SECTION 2. DEFINITIONS**

The following words as used in this Ordinance shall have the meanings set forth below unless otherwise apparent in the context in which they are used:

- a. "Board of Directors" or "Board" means the TWSD Board of Directors.
- b. "Customer" means any person, association, corporation, governmental agency, firm, or company of record receiving recycled water service from the District.
- c. "District" or "TWSD" means the Triunfo Water & Sanitation District.
- d. "Hundred Cubic Feet" or HCF" or "Unit of Water" means 100 cubic feet or 748 gallons of water.

**SECTION 3. FEES AND CHARGES**

The following fees and charges are hereby prescribed:

**A. Monthly Service Charge:**

Meter Size	Current FY 2020	FY 2021	FY 2022	FY 2023	FY 2024	FY 2025
2"	\$153.66	\$154.37	\$157.46	\$160.61	\$163.83	\$167.11
3"	\$288.09	\$289.43	\$295.22	\$301.13	\$307.16	\$313.31
4"	\$480.16	\$482.38	\$492.03	\$501.88	\$511.92	\$522.16
6"	\$960.24	\$964.68	\$983.98	\$1,003.66	\$1,023.74	\$1,044.22

**B. Quantity Rate for Recycled Water**

Current Rate (per HCF)	Rate FY 2021 (per HCF)	Rate FY 2022 (per HCF)	Rate FY 2023 (per HCF)	Rate FY 2024 (per HCF)	Rate FY 2025 Per HCF)
\$5.23	\$5.26	\$5.37	\$5.48	\$5.59	\$5.71

Any of the quantity rates specified above are, in accordance with applicable law, subject to adjustment by the District should Calleguas adopt between January 1, 2020 and the end of Fiscal Year 2020-2021 further increases or decreases in its potable water wholesale rate.

**C. Processing, Planning and Inspection Fees**

Item	Fee
Application Fee	<ol style="list-style-type: none"> <li>1. Projects that require only administrative review: \$0</li> <li>2. All other Projects: \$150</li> </ol>
Project Completion Deposit	Projects that require a final audit or inspection: \$1000
Water Line Plan Check Fee	<ol style="list-style-type: none"> <li>1. Plan check fee: \$100/sheet</li> <li>2. Plans resubmitted after change orders: \$100/sheet</li> <li>3. Subdivision Final Map or Parcel Map Sewer Improvement Plan: \$100/sheet</li> </ol>
Water Line Construction Inspection Fee	<ol style="list-style-type: none"> <li>1. Inspection Fee: \$125/hour (\$350 minimum)</li> <li>2. Overtime Inspection Fee: \$200/hour</li> </ol>

**SECTION 4. FINDINGS**

The TWSD Board of Directors finds the foregoing fees and charges are for the purpose of: (1) meeting operating expenses, including but not limited to the District's operations, maintenance and management contract; (2) purchasing or leasing supplies, equipment and materials; (3) meeting financial reserve needs and requirements; (4) obtaining funds for constructing and maintaining recycled water facilities necessary to maintain service within existing service areas; (5) improvements and repairs; and (6) debt service and refunds.

The TWSD Board of Directors further finds that the foregoing fees and charges: (1) do not exceed the funds required to provide the service; (2) are not used for any purpose other than that for which they are imposed; (3) as imposed upon any parcel or person as an incident of property ownership, do not exceed the proportional cost of the service attributable to the parcel; and, (4) are imposed only for service that is actually used by, or immediately available to, the owner of the property in question.

**SECTION 5. FEE REVIEW PERIOD**

On or about January 1 of each year, the General Manager is hereby empowered and shall review the estimated cost of providing the services described and the impact of any pending or anticipated changes in the service level. The General Manager shall report these findings to the

Board of Directors at a duly noticed public hearing and recommend any adjustment to the fees and charges or other action that may be required.

**SECTION 6. SEVERABILITY**

This Ordinance, except for those portions that are found to be invalid, would remain in full force and effect and continue to be valid. The Board of Directors hereby declares it would have passed this Ordinance and each section, subsection, sentence, clause or phrase thereof, irrespective of the fact that one or more sections, subsections, sentences, clauses, or phrases or the application thereof to any person or circumstance be held invalid

**SECTION 7. REPEAL OF PRIOR INCONSISTENT ORDINANCES**

Any prior ordinances or portions of ordinances previously adopted by the District Board of Directors that are in conflict with this Ordinance are repealed as of the Effective Date of this Ordinance. This includes TWSD-450 (Adopted 11/25/2019).

**SECTION 8. EFFECTIVE DATE**

This Ordinance shall become effective July 1, 2020.

**PASSED, APPROVED AND ADOPTED** this 18<sup>th</sup> day of May 2020 by the following vote:

AYES:

NOES:

ABSENT:

**TRIUNFO WATER & SANITATION DISTRICT**

\_\_\_\_\_  
James Wall, Chair

**ATTESTED:**

\_\_\_\_\_  
Juliet Rodriguez, Clerk of the Board

**APPROVED AS TO FORM:**

\_\_\_\_\_  
John Mathews, General Counsel

# BUDGET GLOSSARY

**Appropriation** - An authorization made by the Board which permits the District to incur obligations and expend resources.

**Accrual Basis** - A basis of accounting in which transactions are recognized at the time they are incurred, as opposed to when cash is received or spent.

**Assessment District** - A sub-District formed to finance improvements and collect & process outstanding assessments from benefiting property owners.

**Audit** - Prepared by an independent certified public accountant (CPA), the primary objective of an audit is to determine if the District's Financial Statements present fairly the District's financial position and results of operations in conformity with generally accepted accounting principles. In conjunction with its performance of an audit, the independent auditor is required to issue a Management Letter stating the adequacy of the District's internal controls as well as recommending improvements to the District's financial management practices.

**Board of Directors** - The District's five-member governing body (Board), consisting of five directly elected members-at-large. Each Director has one vote, a majority of the members must be present for action to be taken, and a majority of those present is required to act on any matter (except as otherwise required by law).

**Bonds** - Interest bearing certificates issued by a government agency, redeemable on a specific date; used as a means of raising funds for capital improvements. Several types are available, many require voter approval before issuance.

**Budget** - A financial plan adopted by the Board of Directors for a specified period of time that establishes management policies, goals, and objectives for all programs within the District and allocates planned revenues and expenditures to District services.

**Budget Adjustment** - An amendment or supplement to the budget approved by majority Board vote any time after budget adoption. A budget adjustment may increase or decrease the budget.

**Budget Policies** – General and specific guidelines adopted by the Board that govern financial plan preparation and administration.

**Budget Review Process** - The series of Board meetings and discussions used to provide policy guidance and direction for the program objectives to be accomplished the ensuing year.

**Budget Transfer** - An action transferring appropriations and revenues from one budget location to another without changing overall totals.

**Capital Improvement Fund** - This fund type is used to accumulate over time financial resources used in the acquisition, construction, development and long-term modification of major capital facilities (see Fund).

**Capital Improvement Plan** - A plan to provide for the major modification or replacement of existing public facilities & assets, and for the construction or acquisition of new ones.

**Cash Basis** - A basis of accounting in which transactions are recognized only when cash is increased or decreased.

**Certificates of Participation (COPs)** - Interest bearing certificates issued by a government agency, redeemable on a specific date; used as a means of raising funds for capital improvements (very similar to bonds, except no voter approval is required).

**Debt Service** - A predetermined schedule of payments on debt principal and interest.

**Debt Service Fund** - A Fund used to account for the accumulation and payment of resources related to general long-term debt principal and interest (see Fund).

**Direct Expense/Revenue** - Expense or revenue which is directly attributable to the service being provided. Also sometimes called operating expense/revenue.

**Encumbrance** - The reservation of funds to be expended (see Expense).

**Enterprise Fund** - A Fund used to account for operations that are financed and operated in a manner similar to private sector enterprises where it is the District's intent that costs (including depreciation) of providing services to the general public be financed or recovered primarily through user charges. All operating programs of the District operate as enterprises.

**Executive Summary** - Included in the opening section of the budget, the Executive Summary provides the Board and public with a general summary of the most important aspects of the budget, changes from previous fiscal years, and the views and recommendations of the General Manager.

**Expense** – The outflow or using up of assets for capital purchases, goods & services (see Encumbrance).

**Fiscal Year (FY)** - An annual period for recording District financial transactions beginning July 1 and ending June 30. Fiscal Year 2020-2021 is abbreviated "FY 2021" or "FY 21."

**Fixed Assets** - Long-term major assets with a purchase price greater than \$4,000 and a useful life greater than one year, such as land, buildings, machinery, furniture, and other equipment.

**Fund** - The District accounts for all its operations and activities as an enterprise fund. This fund is comprised of various fund types such as operations, debt service and capital projects.

**GAAP** - Generally Accepted Accounting Principles. Uniform minimum standards for financial accounting and recording encompassing the conventions, rules, and procedures that define accepted accounting principles.

**Goal** - A statement of broad direction, purpose, or intent. Program Goals support District Goals.



**Inventoried Equipment** - Each individual piece of equipment having a purchase price of \$4,000 or less that can be labeled and tracked. This includes equipment such as personal computers, laptop computers, cell phones, pagers, radios, etc.

**Line Item Budget** - A budget that lists detailed expenditure categories (photocopying, telephone service, travel, etc.) separately, along with the amount budgeted for each specified category. The District uses a program rather than line-item budget, although detail line-item accounts are maintained and recorded for financial reporting and control purposes.

**Operating Budget** - A financial plan that pertains to daily operations and maintenance of existing facilities providing basic services.

**Other Resources** - Revenues other than those collected directly for a specific program, such as plan check fees, returned check charges and interfund transfers.

**Program** - A grouping of specific activities organized to accomplish District goals.

**Program Budget** - The type of budget used by the District, it shows budget amounts by program and category (salaries, supplies, services, etc.) rather than line item. Detail line-item accounts are maintained and recorded for financial reporting and control purposes, but are not included in the budget document.

**Reserve** - An account used either to set aside budgeted revenues that are not required for spending in the current year or to earmark revenues for a specific future purpose.

**Retained Earnings** - The accumulated earnings of an Enterprise entity which have been retained in the fund and which are not reserved for any specific purpose.

**Revenues** - Monies received or earned by the District.

**Risk Management** - An organized attempt to protect District assets against accidental loss in the most cost-effective manner.

**Special Assessment Fund** - This fund type is used to account for special assessments of the District to provide facilities that benefit specific properties (see Fund).

**Transfers** - Charges against one program that are moved as revenue to others for repayment of previously advanced funds, debt service or other purposes.

**Fiscal Years 2020-2021 & 2021-2022  
Proposed Budget  
Triunfo Water & Sanitation District**

1001 Partridge Drive, Suite 150  
Ventura, CA 93003  
[www.trunfowsd.com](http://www.trunfowsd.com)