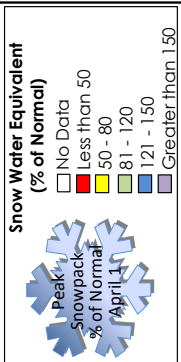
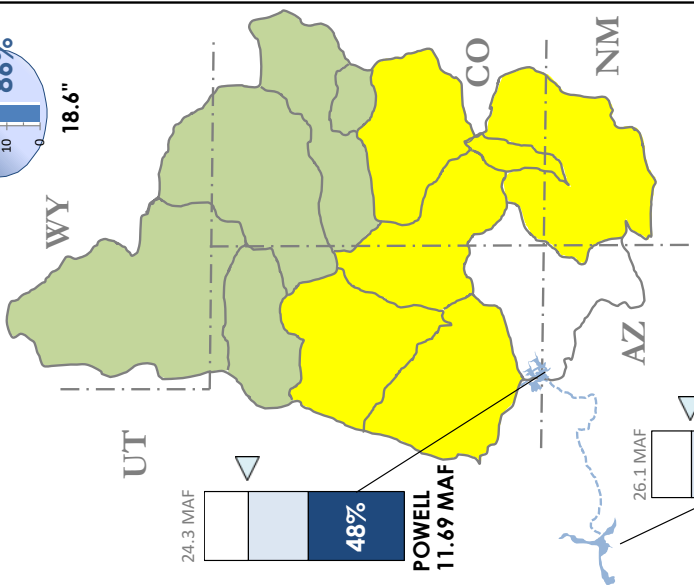
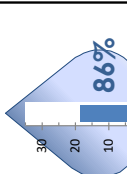
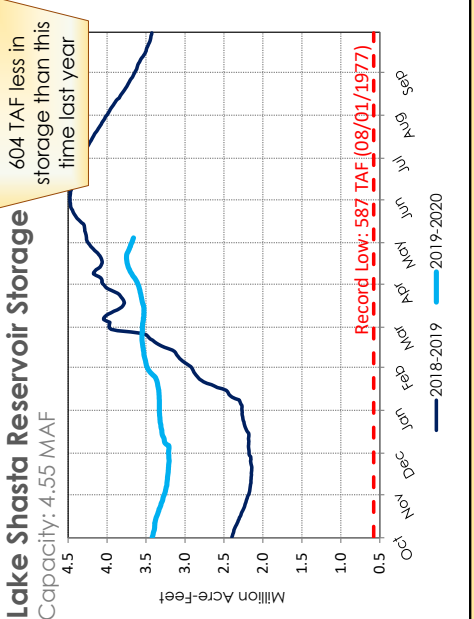
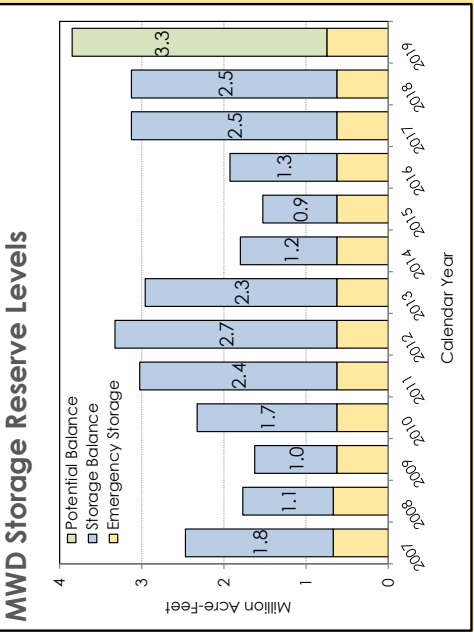
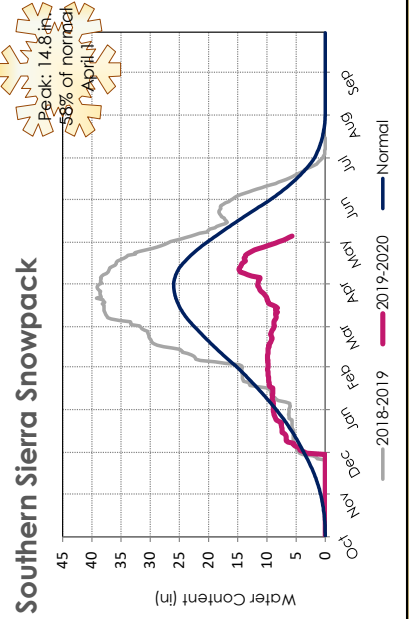
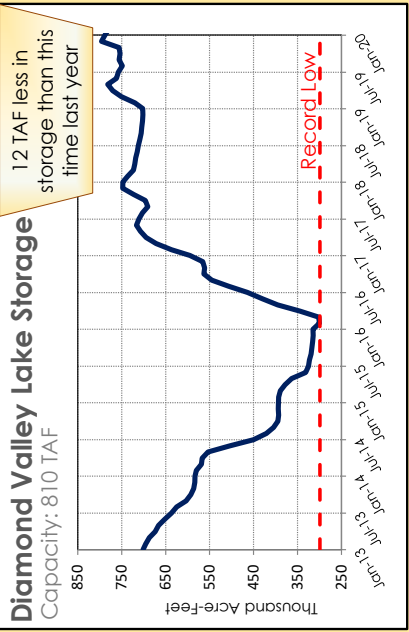


2020 Colorado River
Upper Colorado River Basin
1,078,108 AF
106% Peak Snowpack % of Normal April 1
Does not include storage withdrawals



Highlights

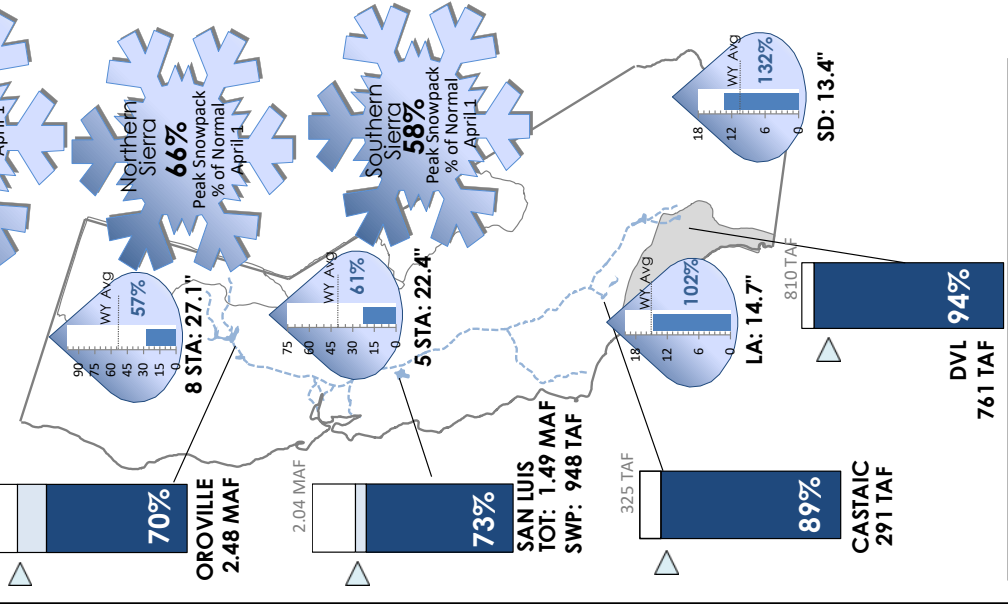
- Sacramento River Runoff forecast is 52% of normal
- Statewide snowpack peaked at 64% of normal
- Lake Powell inflow forecast is 68% of normal
- Snowpack in the Upper Colorado River Basin peaked at 106% of normal



This report is produced by the Water Resource Management Group and contains information from various federal, state, and local agencies. The Metropolitan Water District of Southern California cannot guarantee the accuracy or completeness of this information. Readers should refer to the relevant state, federal, and local agencies for additional or for the most up to date water supply information. Reservoirs, lakes, aqueducts, maps, watersheds, and all other visual representations on this report are not drawn to scale.
<http://www.mwdh2o.com/WSCR>

This report is best printed double sided on legal size paper (8.5" x 14") and folded in quarters. Questions? Email mferreira@mwdh2o.com

2020 SWP Allocation
286,725 AF
15% of Table A



Water Supply Conditions Report
As of: 05/04/2020

2020 SWP Allocation
286,725 AF
15% of Table A

OROVILLE
2.48 MAF
70%

SAN LUIS
TOT: 1.49 MAF
SWP: 948 TAF
73%

LAKE SHASTA
TOT: 1.49 MAF
SWP: 948 TAF
73%

LAKE POWELL
TOT: 1.49 MAF
SWP: 948 TAF
73%

CASTAIC
291 TAF
89%

DVL
761 TAF
94%

SD
13.4"

8 STA: 27.1"

5 STA: 22.4"

LA: 14.7"

810 TAF

Water Supply Conditions Report
As of: 05/04/2020

2020 SWP Allocation
286,725 AF
15% of Table A

OROVILLE
2.48 MAF
70%

SAN LUIS
TOT: 1.49 MAF
SWP: 948 TAF
73%

LAKE SHASTA
TOT: 1.49 MAF
SWP: 948 TAF
73%

LAKE POWELL
TOT: 1.49 MAF
SWP: 948 TAF
73%

CASTAIC
291 TAF
89%

DVL
761 TAF
94%

SD
13.4"

8 STA: 27.1"

5 STA: 22.4"

LA: 14.7"

810 TAF

Water Supply Conditions Report
As of: 05/04/2020

2020 SWP Allocation
286,725 AF
15% of Table A

OROVILLE
2.48 MAF
70%

SAN LUIS
TOT: 1.49 MAF
SWP: 948 TAF
73%

LAKE SHASTA
TOT: 1.49 MAF
SWP: 948 TAF
73%

LAKE POWELL
TOT: 1.49 MAF
SWP: 948 TAF
73%

CASTAIC
291 TAF
89%

DVL
761 TAF
94%

SD
13.4"

8 STA: 27.1"

5 STA: 22.4"

LA: 14.7"

810 TAF

Water Supply Conditions Report
As of: 05/04/2020

2020 SWP Allocation
286,725 AF
15% of Table A

OROVILLE
2.48 MAF
70%

SAN LUIS
TOT: 1.49 MAF
SWP: 948 TAF
73%

LAKE SHASTA
TOT: 1.49 MAF
SWP: 948 TAF
73%

LAKE POWELL
TOT: 1.49 MAF
SWP: 948 TAF
73%

CASTAIC
291 TAF
89%

DVL
761 TAF
94%

SD
13.4"

8 STA: 27.1"

5 STA: 22.4"

LA: 14.7"

810 TAF

Water Supply Conditions Report
As of: 05/04/2020

2020 SWP Allocation
286,725 AF
15% of Table A

OROVILLE
2.48 MAF
70%

SAN LUIS
TOT: 1.49 MAF
SWP: 948 TAF
73%

LAKE SHASTA
TOT: 1.49 MAF
SWP: 948 TAF
73%

LAKE POWELL
TOT: 1.49 MAF
SWP: 948 TAF
73%

CASTAIC
291 TAF
89%

DVL
761 TAF
94%

SD
13.4"

8 STA: 27.1"

5 STA: 22.4"

LA: 14.7"

810 TAF

Water Supply Conditions Report
As of: 05/04/2020

2020 SWP Allocation
286,725 AF
15% of Table A

OROVILLE
2.48 MAF
70%

SAN LUIS
TOT: 1.49 MAF
SWP: 948 TAF
73%

LAKE SHASTA
TOT: 1.49 MAF
SWP: 948 TAF
73%

LAKE POWELL
TOT: 1.49 MAF
SWP: 948 TAF
73%

CASTAIC
291 TAF
89%

DVL
761 TAF
94%

SD
13.4"

8 STA: 27.1"

5 STA: 22.4"

LA: 14.7"

810 TAF

Water Supply Conditions Report
As of: 05/04/2020

2020 SWP Allocation
286,725 AF
15% of Table A

OROVILLE
2.48 MAF
70%

SAN LUIS
TOT: 1.49 MAF
SWP: 948 TAF
73%

LAKE SHASTA
TOT: 1.49 MAF
SWP: 948 TAF
73%

LAKE POWELL
TOT: 1.49 MAF
SWP: 948 TAF
73%

CASTAIC
291 TAF
89%

DVL
761 TAF
94%

SD
13.4"

8 STA: 27.1"

5 STA: 22.4"

LA: 14.7"

810 TAF

Water Supply Conditions Report
As of: 05/04/2020

2020 SWP Allocation
286,725 AF
15% of Table A

OROVILLE
2.48 MAF
70%

SAN LUIS
TOT: 1.49 MAF
SWP: 948 TAF
73%

LAKE SHASTA
TOT: 1.49 MAF
SWP: 948 TAF
73%

LAKE POWELL
TOT: 1.49 MAF
SWP: 948 TAF
73%

CASTAIC
291 TAF
89%

DVL
761 TAF
94%

SD
13.4"

8 STA: 27.1"

5 STA: 22.4"

LA: 14.7"

810 TAF

Water Supply Conditions Report
As of: 05/04/2020

2020 SWP Allocation
286,725 AF
15% of Table A

OROVILLE
2.48 MAF
70%

SAN LUIS
TOT: 1.49 MAF
SWP: 948 TAF
73%

LAKE SHASTA
TOT: 1.49 MAF
SWP: 948 TAF
73%

LAKE POWELL
TOT: 1.49 MAF
SWP: 948 TAF
73%

CASTAIC
291 TAF
89%

DVL
761 TAF
94%

SD
13.4"

8 STA: 27.1"

5 STA: 22.4"

LA: 14.7"

810 TAF

Water Supply Conditions Report
As of: 05/04/2020

2020 SWP Allocation
286,725 AF
15% of Table A

OROVILLE
2.48 MAF
70%

SAN LUIS
TOT: 1.49 MAF
SWP: 948 TAF
73%

LAKE SHASTA
TOT: 1.49 MAF
SWP: 948 TAF
73%

LAKE POWELL
TOT: 1.49 MAF
SWP: 948 TAF
73%

CASTAIC
291 TAF
89%

DVL
761 TAF
94%

SD
13.4"

8 STA: 27.1"

5 STA: 22.4"

LA: 14.7"

810 TAF

Water Supply Conditions Report
As of: 05/04/2020

2020 SWP Allocation
286,725 AF
15% of Table A

OROVILLE
2.48 MAF
70%

SAN LUIS
TOT: 1.49 MAF
SWP: 948 TAF
73%

LAKE SHASTA
TOT: 1.49 MAF
SWP: 948 TAF
73%

LAKE POWELL
TOT: 1.49 MAF
SWP: 948 TAF
73%

CASTAIC
291 TAF
89%

DVL
761 TAF
94%

SD
13.4"

8 STA: 27.1"

5 STA: 22.4"

LA: 14.7"

810 TAF

Water Supply Conditions Report
As of: 05/04/2020

2020 SWP Allocation
286,725 AF
15% of Table A

OROVILLE
2.48 MAF
70%

SAN LUIS
TOT: 1.49 MAF
SWP: 948 TAF
73%

LAKE SHASTA
TOT: 1.49 MAF
SWP: 948 TAF
73%

LAKE POWELL
TOT: 1.49 MAF
SWP: 948 TAF
73%

CASTAIC
291 TAF
89%

DVL
761 TAF
94%

SD
13.4"

8 STA: 27.1"

5 STA: 22.4"

LA: 14.7"

810 TAF

Water Supply Conditions Report
As of: 05/04/2020

2020 SWP Allocation
286,725 AF
15% of Table A

OROVILLE
2.48 MAF
70%

SAN LUIS
TOT: 1.49 MAF
SWP: 948 TAF
73%

LAKE SHASTA
TOT: 1.49 MAF
SWP: 948 TAF
73%

LAKE POWELL
TOT: 1.49 MAF
SWP: 948 TAF
73%

CASTAIC
291 TAF
89%

DVL
761 TAF
94%

SD
13.4"

8 STA: 27.1"

5 STA: 22.4"

LA: 14.7"

810 TAF

Water Supply Conditions Report
As of: 05/04/2020

2020 SWP Allocation
286,725 AF
15% of Table A

OROVILLE
2.48 MAF
70%

SAN LUIS
TOT: 1.49 MAF
SWP: 948 TAF
73%

LAKE SHASTA
TOT: 1.49 MAF
SWP: 948 TAF
73%

LAKE POWELL
TOT: 1.49 MAF
SWP: 948 TAF
73%

CASTAIC
291 TAF
89%

DVL
761 TAF
94%

SD
13.4"

8 STA: 27.1"

5 STA: 22.4"

LA: 14.7"

810 TAF

Water Supply Conditions Report
As of: 05/04/2020

2020 SWP Allocation
286,725 AF
15% of Table A

OROVILLE
2.48 MAF
70%

SAN LUIS
TOT: 1.49 MAF
SWP: 948 TAF
73%

LAKE SHASTA
TOT: 1.49 MAF
SWP: 948 TAF
73%

LAKE POWELL
TOT: 1.49 MAF
SWP: 948 TAF
73%

CASTAIC
291 TAF
89%

DVL
761 TAF
94%

SD
13.4"

8 STA: 27.1"

5 STA: 22.4"

LA: 14.7"

810 TAF

Water Supply Conditions Report
As of: 05/04/2020

2020 SWP Allocation
286,725 AF
15% of Table A

OROVILLE
2.48 MAF
70%

SAN LUIS
TOT: 1.49 MAF
SWP: 948 TAF
73%

LAKE SHASTA
TOT: 1.49 MAF
SWP: 948 TAF
73%

LAKE POWELL
TOT: 1.49 MAF
SWP: 948 TAF
73%

CASTAIC
291 TAF
89%

DVL
761 TAF
94%

SD
13.4"

8 STA: 27.1"

5 STA: 22.4"

LA: 14.7"

810 TAF

Water Supply Conditions Report
As of: 05/04/2020

2020 SWP Allocation
286,725 AF
15% of Table A

OROVILLE
2.48 MAF
70%

SAN LUIS
TOT: 1.49 MAF
SWP: 948 TAF
73%

LAKE SHASTA
TOT: 1.49 MAF
SWP: 948 TAF
73%

LAKE POWELL
TOT: 1.49 MAF
SWP: 948 TAF
73%

CASTAIC
291 TAF
89%

DVL
761 TAF
94%

SD
13.4"

8 STA: 27.1"

5 STA: 22.4"

LA: 14.7"

810 TAF

Water Supply Conditions Report
As of: 05/04/2020

2020 SWP Allocation
286,725 AF
15% of Table A

OROVILLE
2.48 MAF
70%

SAN LUIS
TOT: 1.49 MAF
SWP: 948 TAF
73%

LAKE SHASTA
TOT: 1.49 MAF
SWP: 948 TAF
73%

LAKE POWELL
TOT: 1.49 MAF
SWP: 948 TAF
73%

CASTAIC
291 TAF
89%

DVL
761 TAF
94%

SD
13.4"

8 STA: 27.1"

5 STA: 22.4"

LA: 14.7"

810 TAF

Water Supply Conditions Report
As of: 05/04/2020

2020 SWP Allocation
286,725 AF
15% of Table A

OROVILLE
2.48 MAF
70%

SAN LUIS
TOT: 1.49 MAF
SWP: 948 TAF
73%

LAKE SHASTA
TOT: 1.49 MAF
SWP: 948 TAF
73%

LAKE POWELL
TOT: 1.49 MAF
SWP: 948 TAF
73%

CASTAIC
291 TAF
89%

DVL
761 TAF
94%

SD
13.4"

8 STA: 27.1"

5 STA: 22.4"

LA: 14.7"

810 TAF

Water Supply Conditions Report
As of: 05/04/2020

2020 SWP Allocation
286,725 AF
15% of Table A

OROVILLE
2.48 MAF
70%

SAN LUIS
TOT: 1.49 MAF
SWP: 948 TAF
73%

LAKE SHASTA
TOT: 1.49 MAF
SWP: 948 TAF
73%

LAKE POWELL
TOT: 1.49 MAF
SWP: 948 TAF
73%

CASTAIC
291 TAF
89%

DVL
761 TAF
94%

SD
13.4"

8 STA: 27.1"

5 STA: 22.4"

LA: 14.7"

810 TAF

Water Supply Conditions Report
As of: 05/04/2020

2020 SWP Allocation
286,725 AF
15% of Table A

OROVILLE
2.48 MAF
70%

SAN LUIS
TOT: 1.49 MAF
SWP: 948 TAF
73%

LAKE SHASTA
TOT: 1.49 MAF
SWP: 948 TAF
73%

LAKE POWELL
TOT: 1.49 MAF
SWP: 948 TAF
73%

CASTAIC
291 TAF
89%

DVL
761 TAF
94%

SD
13.4"

8 STA: 27.1"

5 STA: 22.4"

LA: 14.7"

810 TAF

Water Supply Conditions Report
As of: 05/04/2020

2020 SWP Allocation
286,725 AF
15% of Table A

OROVILLE
2.48 MAF
70%

SAN LUIS
TOT: 1.49 MAF
SWP: 948 TAF
73%

LAKE SHASTA
TOT: 1.49 MAF
SWP: 948 TAF
73%

LAKE POWELL
TOT: 1.49 MAF
SWP: 948 TAF
73%

CASTAIC
291 TAF
89%

DVL
761 TAF
94%

SD
13.4"

8 STA: 27.1"

5 STA: 22.4"

LA: 14.7"

810 TAF

Water Supply Conditions Report
As of: 05/04/2020

2020 SWP Allocation
286,725 AF
15% of Table A

OROVILLE
2.48 MAF
70%

SAN LUIS
TOT: 1.49 MAF
SWP: 948 TAF
73%

LAKE SHASTA
TOT: 1.49 MAF
SWP: 948 TAF
73%

LAKE POWELL
TOT: 1.49 MAF
SWP: 948 TAF
73%

CASTAIC
291 TAF
89%

DVL
761 TAF
94%

SD
13.4"

8 STA: 27.1"

5 STA: 22.4"

LA: 14.7"

810 TAF

Water Supply Conditions Report
As of: 05/04/2020

2020 SWP Allocation
286,725 AF
15% of Table A

OROVILLE
2.48 MAF
70%

SAN LUIS
TOT: 1.49 MAF
SWP: 948 TAF
73%

LAKE SHASTA
TOT: 1.49 MAF
SWP: 948 TAF
73%

LAKE POWELL
TOT: 1.49 MAF
SWP: 948 TAF
73%

CASTAIC
291 TAF
89%

DVL
761 TAF
94%

SD
13.4"

8 STA: 27.1"

5 STA: 22.4"

LA: 14.7"

810 TAF

Water Supply Conditions Report
As of: 05/04/2020

2020 SWP Allocation
286,725 AF
15% of Table A

OROVILLE
2.48 MAF
70%

SAN LUIS
TOT: 1.49 MAF
SWP: 948 TAF
73%

LAKE SHASTA
TOT: 1.49 MAF
SWP: 948 TAF
73%

LAKE POWELL
TOT: 1.49 MAF
SWP: 948 TAF
73%

CASTAIC
291 TAF
89%

DVL
761 TAF
94%

SD
13.4"

8 STA: 27.1"

5 STA: 22.4"

LA: 14.7"

810 TAF

Water Supply Conditions Report
As of: 05/04/2020

2020 SWP Allocation
286,725 AF
15% of Table A

OROVILLE
2.48 MAF
70%

SAN LUIS
TOT: 1.49 MAF
SWP: 948 TAF
73%

LAKE SHASTA
TOT: 1.49 MAF
SWP: 948 TAF
73%

LAKE POWELL
TOT: 1.49 MAF
SWP: 948 TAF
73%

CASTAIC
291 TAF
89%

DVL
761 TAF
94%

SD
13.4"

8 STA: 27.1"

5 STA: 22.4"

LA: 14.7"

810 TAF

Water Supply Conditions Report
As of: 05/04/2020

2020 SWP Allocation
286,725 AF
15% of Table A

OROVILLE
2.48 MAF
70%

SAN LUIS
TOT: 1.49 MAF
SWP: 948 TAF
73%

LAKE SHASTA
TOT: 1.49 MAF
SWP: 948 TAF
73%

LAKE POWELL
TOT: 1.49 MAF
SWP: 948 TAF
73%

CASTAIC
291 TAF
89%

DVL
761 TAF
94%

SD
13.4"

8 STA: 27.1"

5 STA: 22.4"

LA: 14.7"

810 TAF

Water Supply Conditions Report
As of: 05/04/2020

2020 SWP Allocation
286,725 AF
15% of Table A

OROVILLE
2.48 MAF
70%

SAN LUIS
TOT: 1.49 MAF
SWP: 948 TAF
73%

LAKE SHASTA
TOT: 1.49 MAF
SWP: 948 TAF
73%

LAKE POWELL
TOT: 1.49 MAF
SWP: 948 TAF
73%

CASTAIC
291 TAF
89%

DVL
761 TAF
94%

SD
13.4"

8 STA: 27.1"

5 STA: 22.4"

LA: 14.7"

810 TAF

Water Supply Conditions Report
As of: 05/04/2020

2020 SWP Allocation
286,725 AF
15% of Table A

OROVILLE
2.48 MAF
70%

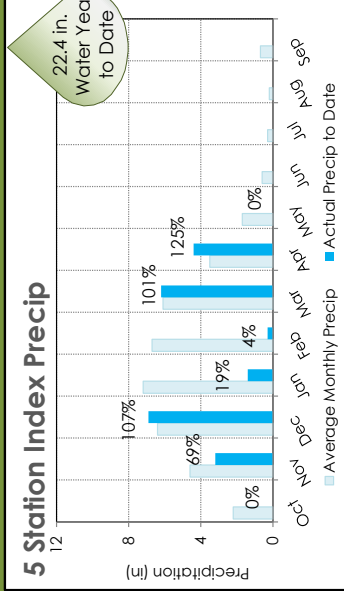
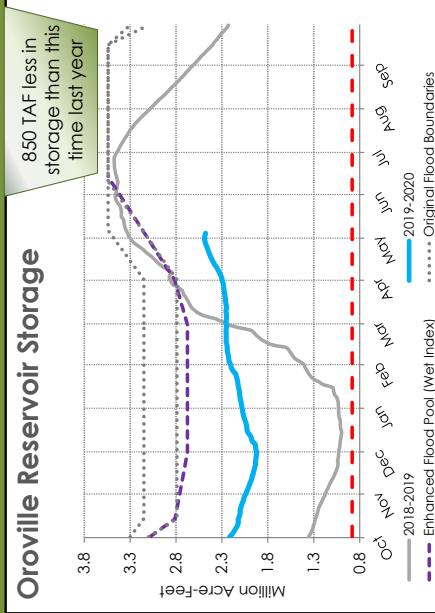
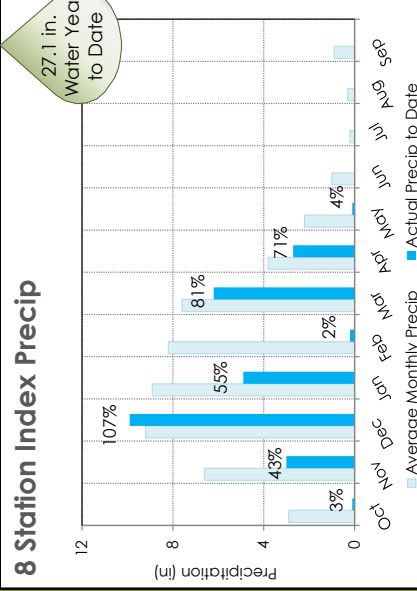
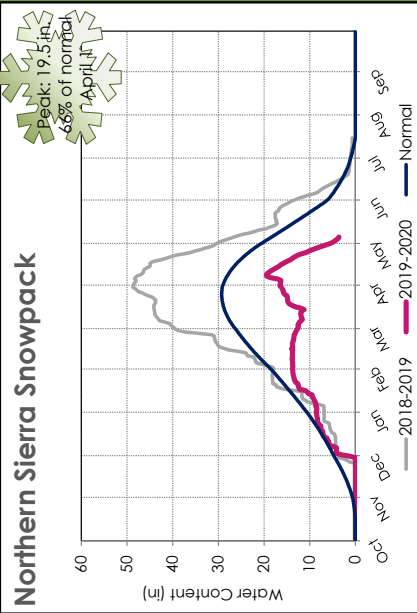
SAN LUIS
TOT: 1.49 MAF
SWP: 948 TAF
73%

LAKE SHASTA
TOT: 1.49 MAF
SWP: 948 TAF
73%

LAKE POWELL
TOT: 1.49 MAF
SWP:

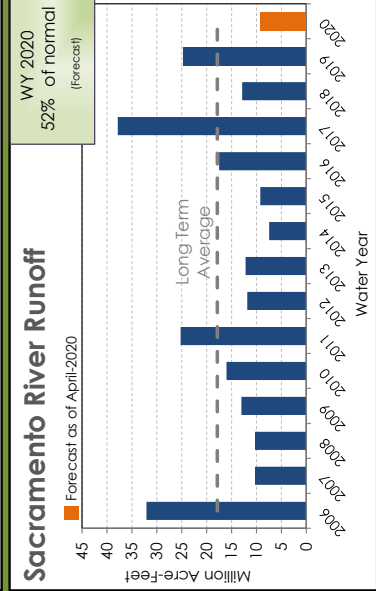
State Water Project Resources

As of: 05/04/2020



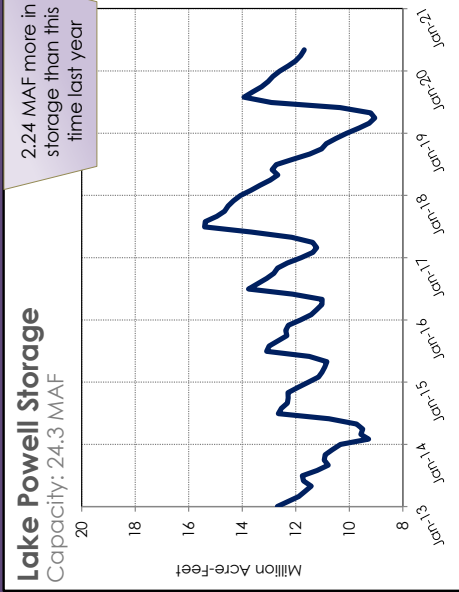
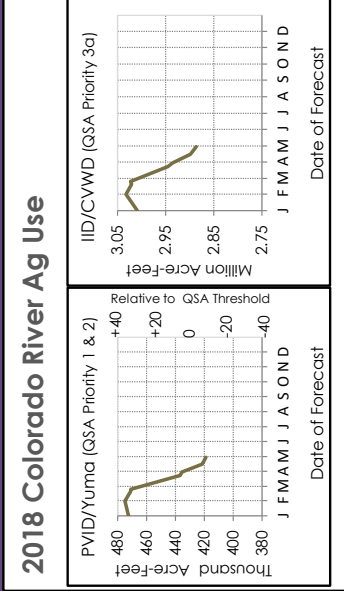
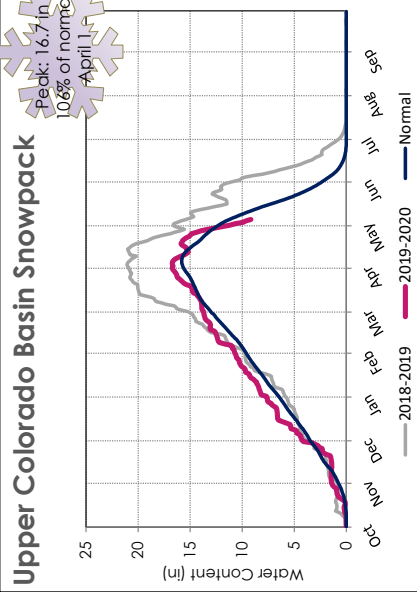
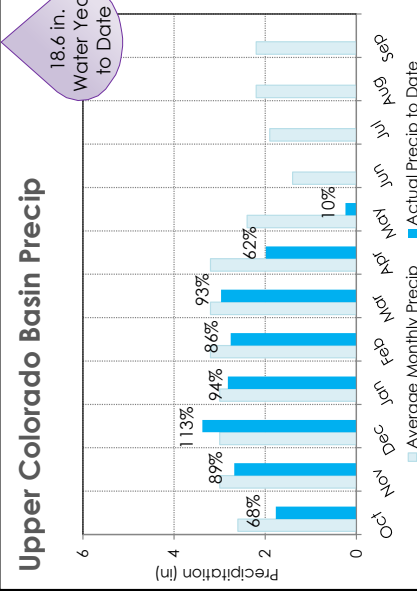
Other SWP Contract Supplies for 2020 (AF)

Carryover	330,766
Transfer Supplies	TBD



Colorado River Resources

As of: 05/04/2020



Lake Mead Shortage/Surplus Outlook

Year	2020	2021	2022	2023	2024
Shortage	0%	0%	9%	31%	37%
Surplus	0%	0%	<1%	6%	10%

Likelihood based on results from the April 2020 MTOMI/CRSS model run. Includes DCP Contributions.

