

# TRIUNFO SANITATION DISTRICT

April 30, 2019

83.3%

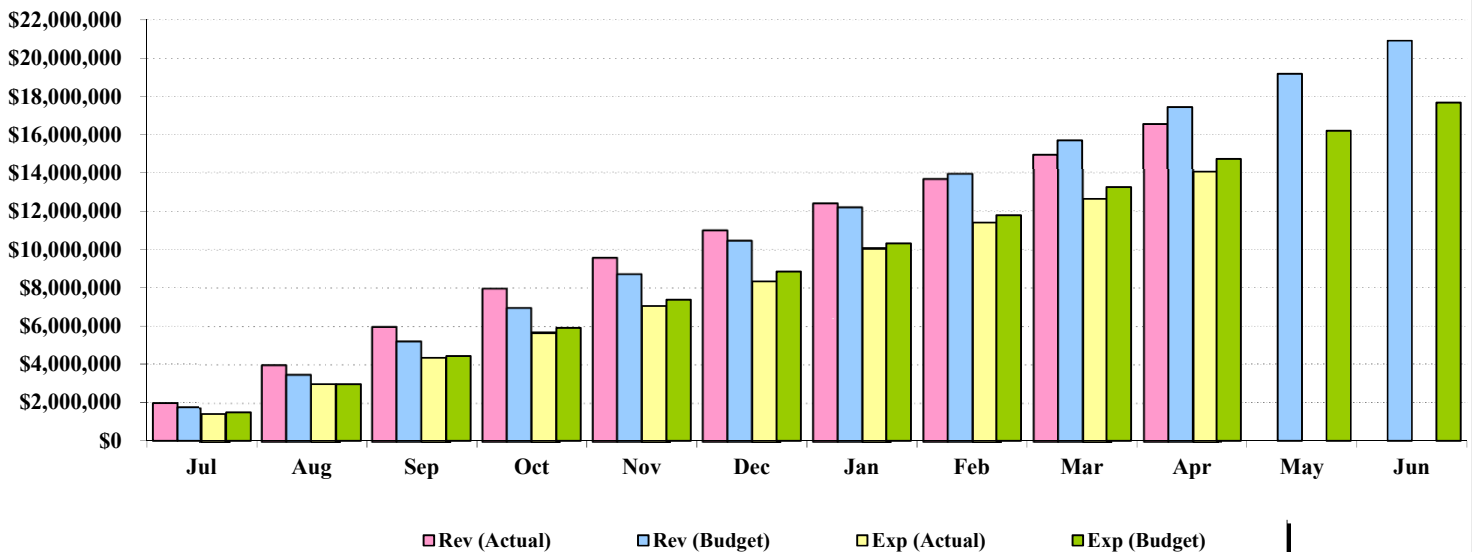
## REVENUE AND EXPENSE REPORT

<b>Revenue:</b>	<b>Adjusted Budget</b>	<b>Curent Period</b>	<b>Fiscal Year to Date</b>	<b>Unrealized Revenue</b>	<b>% Realized</b>
Sanitation Fees	\$ 9,006,272	\$ 721,429	\$ 7,516,306	\$ 1,489,965	83.5%
Connection Fees Triunfo	50,000	24,121	90,691	(40,691)	181.4%
Recycled Water	2,876,447	199,308	1,810,444	1,066,003	62.9%
Potable Water	6,638,993	413,057	4,798,188	1,840,805	72.3%
Water Meter Services	2,045,445	175,896	1,759,407	286,038	86.0%
Interest Income	60,000	33,531	272,162	(212,162)	453.6%
Revenue - Surcharges	-	-	-	-	-
Revenue - Violations	-	1,700	1,700	(1,700)	-
Other Services & Fees	243,289	30,861	300,550	(57,261)	123.5%
<b>Total Revenue</b>	<b>\$ 20,920,445</b>	<b>\$ 1,599,903</b>	<b>\$ 16,549,449</b>	<b>\$ 4,370,997</b>	<b>79.1%</b>

<b>Expenses:</b>	<b>Adjusted Budget</b>	<b>Curent Period</b>	<b>Fiscal Year to Date</b>	<b>Available Budget</b>	<b>% Committed</b>
Wastewater Treatment	\$ 4,750,243	\$ 395,854	\$ 3,904,751	845,492	82.2%
Potable Water Purch.	3,634,804	275,573	2,670,215	964,589	73.5%
Recycled Water Purch.	776,792	60,600	460,477	316,315	59.3%
VRSD (Administration)	1,620,469	129,259	1,318,326	302,144	81.4%
VRSD (Operations)	3,454,584	366,698	3,166,722	287,862	91.7%
Professional Services	226,450	(21,272)	187,895	38,555	83.0%
Depreciation/Amortization	1,611,873	124,791	1,247,913	363,960	77.4%
Overhead cost allocation	-	-	-	-	-
Joint Venture spending	-	-	-	-	-
Tillman plant	-	-	-	-	-
Debt service	659,764	-	385,837	273,927	58.5%
Permits, fees, & other	454,345	34,685	283,067	171,278	62.3%
Board member fees	70,287	7,729	53,848	16,439	76.6%
General & Administrative	420,793	39,795	381,186	39,606	90.6%
Outside Contractor Services	-	-	-	-	-
<b>Total Expenses</b>	<b>\$ 17,680,404</b>	<b>\$ 1,413,712</b>	<b>\$ 14,060,237</b>	<b>\$ 3,620,167</b>	<b>79.5%</b>
<b>Net Income/(Loss) before Capital</b>	<b>\$ 3,240,041</b>	<b>\$ 186,191</b>	<b>\$ 2,489,211</b>	<b>\$ 750,830</b>	<b>76.8%</b>
<b>Capital Outlays</b>	<b>(7,161,635)</b>	<b>-</b>	<b>(156,823)</b>	<b>(7,004,812)</b>	<b>2.2%</b>
Reverse Depreciation Exp	1,611,873	124,791	1,247,913	363,960	77.4%
Less: Principal Payments	(1,134,068)	(495,365)	(1,057,459)	(76,609)	93.2%
<b>Increase/(Decrease) to Reserves</b>	<b>\$ (3,443,789)</b>	<b>\$ (184,383)</b>	<b>\$ 2,522,843</b>	<b>\$ (5,966,632)</b>	<b>-73.3%</b>

### YTD REVENUE AND EXPENSE - EXCLUDING CAPITAL OUTLAYS



# TRIUNFO SANITATION DISTRICT

April 30, 2019

83.3%

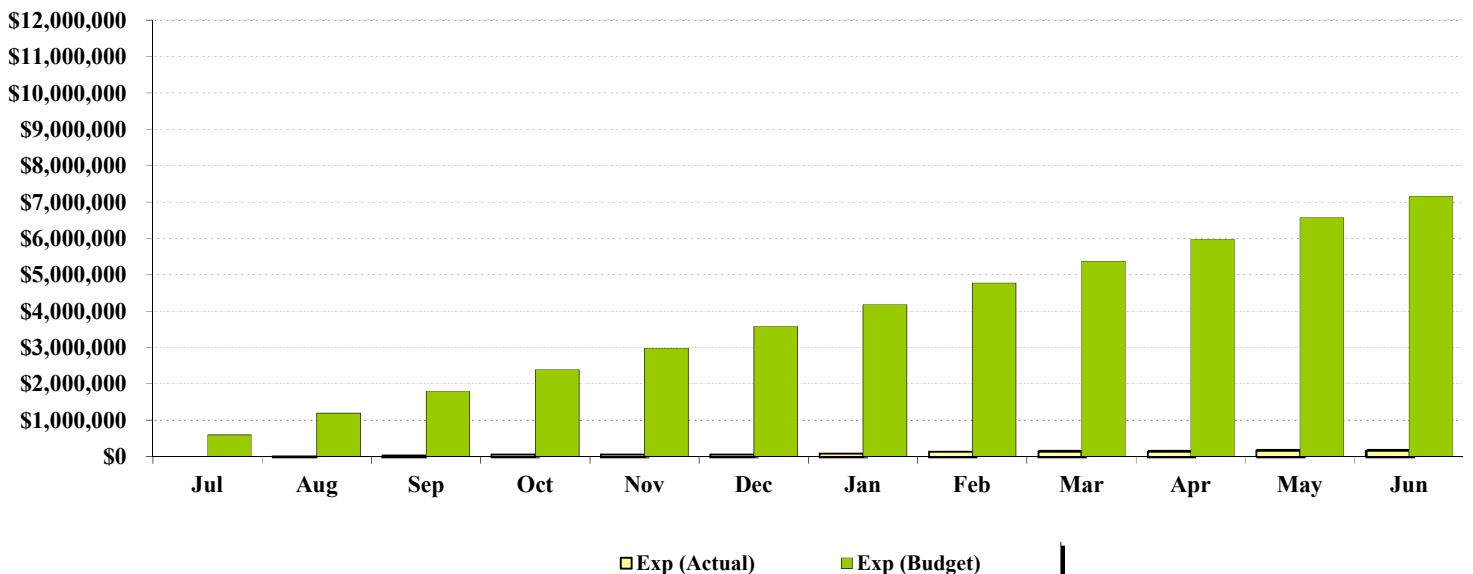
## REVENUE AND EXPENSE REPORT - CAPITAL OUTLAYS

<b>Revenue:</b>	<b>Adjusted Budget</b>	<b>Curent Period</b>	<b>Fiscal Year to Date</b>	<b>Unrealized Revenue</b>	<b>% Realized</b>
Sanitation Fees	\$ -	\$ -	\$ -	\$ -	-
Connection Fees Triunfo	-	-	-	-	-
Recycled Water	-	-	-	-	-
Potable Water	-	-	-	-	-
Water Meter Services	-	-	-	-	-
Interest Income	-	-	-	-	-
Revenue - Surcharges	-	-	-	-	-
Revenue - Violations	-	-	-	-	-
Other Services & Fees	-	-	-	-	-
<b>Total Revenue</b>	<b>\$ -</b>	<b>\$ -</b>	<b>\$ -</b>	<b>\$ -</b>	<b>-</b>

<b>Expenses:</b>	<b>Adjusted Budget</b>	<b>Curent Period</b>	<b>Fiscal Year to Date</b>	<b>Available Budget</b>	<b>% Committed</b>
Wastewater Treatment	\$ -	\$ -	\$ -	\$ -	-
Potable Water Purch.	-	-	-	-	-
Recycled Water Purch.	-	-	-	-	-
VRSD (Administration)	-	-	-	-	-
VRSD (Operations)	-	-	-	-	-
Professional Services	-	-	143,052	(143,052)	-
Depreciation/Amortization	-	-	-	-	-
Overhead cost allocation	-	-	-	-	-
Joint Venture spending	4,484,839	-	-	4,484,839	0.0%
Tillman plant	-	-	-	-	-
Debt service	-	-	-	-	-
Permits, fees, & other	-	-	-	-	-
Board member fees	-	-	-	-	-
General & Administrative	-	-	-	-	-
Outside Contractor Services	2,676,795	-	13,771	2,663,024	0.5%
<b>Total Expenses</b>	<b>\$ 7,161,635</b>	<b>\$ -</b>	<b>\$ 156,823</b>	<b>\$ 7,004,812</b>	<b>2.2%</b>
<b>Increase/(Decrease) to Reserves</b>	<b>\$ (7,161,635)</b>	<b>\$ -</b>	<b>\$ (156,823)</b>	<b>\$ (7,004,812)</b>	<b>2.2%</b>

### YTD REVENUE AND EXPENSE - CAPITAL OUTLAYS



# TRIUNFO SANITATION DISTRICT

April 30, 2019

83.3%

## REVENUE AND EXPENSE REPORT - CENTRAL ADMINISTRATION

<b><u>Revenue:</u></b>	<b><u>Adjusted Budget</u></b>	<b><u>Curent Period</u></b>	<b><u>Fiscal Year to Date</u></b>	<b><u>Unrealized Revenue</u></b>	<b><u>% Realized</u></b>
Sanitation Fees	\$ -	\$ -	\$ -	\$ -	-
Connection Fees Triunfo	-	-	-	-	-
Recycled Water	-	-	-	-	-
Potable Water	-	-	-	-	-
Water Meter Services	-	-	-	-	-
Interest Income	-	-	733	(733)	-
Revenue - Surcharges	-	-	-	-	-
Revenue - Violations	-	-	-	-	-
Other Services & Fees	-	-	-	-	-
<b>Total Revenue</b>	<b>\$ -</b>	<b>\$ -</b>	<b>\$ 733</b>	<b>\$ (733)</b>	<b>-</b>
<b><u>Expenses:</u></b>	<b><u>Adjusted Budget</u></b>	<b><u>Curent Period</u></b>	<b><u>Fiscal Year to Date</u></b>	<b><u>Available Budget</u></b>	<b><u>% Committed</u></b>
Wastewater Treatment	\$ -	\$ -	\$ -	\$ -	-
Potable Water Purch.	-	-	-	-	-
Recycled Water Purch.	-	-	-	-	-
VRSD (Administration)	962,776	88,333	839,314	123,462	87.2%
VRSD (Operations)	-	-	-	-	-
Professional Services	104,200	50	58,877	45,323	56.5%
Depreciation/Amortization	-	-	-	-	-
Overhead cost allocation	(1,209,525)	(100,794)	(1,007,938)	(201,588)	83.3%
Joint Venture spending	-	-	-	-	-
Tillman plant	-	-	-	-	-
Debt service	-	-	-	-	-
Permits, fees, & other	12,971	-	10,028	2,943	77.3%
Board member fees	59,637	6,810	52,186	7,451	87.5%
General & Administrative	83,730	4,528	37,460	46,270	44.7%
Outside Contractor Services	-	-	-	-	-
<b>Total Expenses</b>	<b>\$ 13,789</b>	<b>\$ (1,073)</b>	<b>\$ (10,073)</b>	<b>\$ 23,862</b>	<b>-73.0%</b>
<b>Net Income/(Loss) before Capital</b>	<b>\$ (13,789)</b>	<b>\$ 1,073</b>	<b>\$ 10,806</b>	<b>\$ (24,595)</b>	<b>-78.4%</b>
<b>Capital Outlays</b>	<b>-</b>	<b>-</b>	<b>-</b>	<b>-</b>	<b>-</b>
Reverse Depreciation Exp	-	-	-	-	-
Less: Principal Payments	-	-	-	-	-
<b>Increase/(Decrease) to Reserves</b>	<b>\$ (13,789)</b>	<b>\$ 1,073</b>	<b>\$ 10,806</b>	<b>\$ (24,595)</b>	<b>-78.4%</b>

# TRIUNFO SANITATION DISTRICT

April 30, 2019

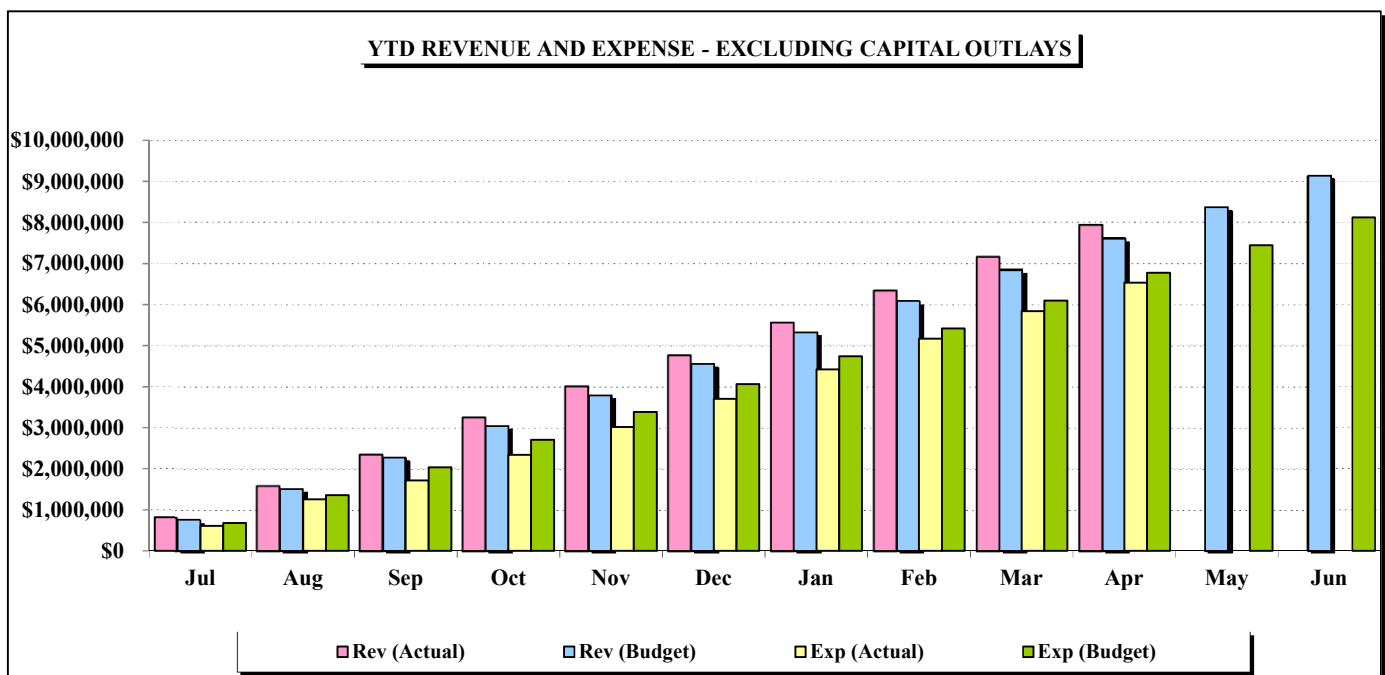
83.3%

## REVENUE AND EXPENSE REPORT - WASTEWATER

<b>Revenue:</b>	<b>Adjusted Budget</b>	<b>Curent Period</b>	<b>Fiscal Year to Date</b>	<b>Unrealized Revenue</b>	<b>% Realized</b>
Sanitation Fees	\$ 9,006,272	\$ 721,429	\$ 7,516,306	\$ 1,489,965	83.5%
Connection Fees Triunfo	50,000	24,121	90,691	(40,691)	181.4%
Recycled Water	-	-	-	-	-
Potable Water	-	-	-	-	-
Water Meter Services	-	-	-	-	-
Interest Income	60,000	31,319	257,627	(197,627)	429.4%
Revenue - Surcharges	-	-	-	-	-
Revenue - Violations	-	-	-	-	-
Other Services & Fees	15,000	3,250	77,506	(62,506)	516.7%
<b>Total Revenue</b>	<b>\$ 9,131,272</b>	<b>\$ 780,119</b>	<b>\$ 7,942,131</b>	<b>\$ 1,189,141</b>	<b>87.0%</b>

<b>Expenses:</b>	<b>Adjusted Budget</b>	<b>Curent Period</b>	<b>Fiscal Year to Date</b>	<b>Available Budget</b>	<b>% Committed</b>
Wastewater Treatment	\$ 4,750,243	\$ 395,854	\$ 3,904,751	\$ 845,492	82.2%
Potable Water Purch.	-	-	-	-	-
Recycled Water Purch.	-	-	-	-	-
VRSD (Administration)	207,138	16,476	141,927	65,211	68.5%
VRSD (Operations)	1,779,469	184,867	1,423,149	356,320	80.0%
Professional Services	97,250	(21,322)	122,635	(25,385)	126.1%
Depreciation/Amortization	431,777	28,992	289,920	141,858	67.1%
Overhead cost allocation	525,968	42,022	420,223	105,746	79.9%
Joint Venture spending	-	-	-	-	-
Tillman plant	-	-	-	-	-
Debt service	-	-	-	-	-
Permits, fees, & other	216,752	22,601	140,303	76,449	64.7%
Board member fees	8,688	443	443	8,246	5.1%
General & Administrative	103,191	22,247	85,681	17,510	83.0%
Outside Contractor Services	-	-	-	-	-
<b>Total Expenses</b>	<b>\$ 8,120,476</b>	<b>\$ 692,179</b>	<b>\$ 6,529,031</b>	<b>\$ 1,591,446</b>	<b>80.4%</b>
<b>Net Income/(Loss) before Capital</b>	<b>\$ 1,010,796</b>	<b>\$ 87,940</b>	<b>\$ 1,413,100</b>	<b>\$ (402,305)</b>	<b>139.8%</b>
<b>Capital Outlays</b>	<b>(6,292,587)</b>	<b>-</b>	<b>(107,013)</b>	<b>(6,185,574)</b>	<b>1.7%</b>
Reverse Depreciation Exp	431,777	28,992	289,920	141,858	67.1%
Less: Principal Payments	-	-	-	-	-
<b>Increase/(Decrease) to Reserves</b>	<b>\$ (4,850,014)</b>	<b>\$ 116,932</b>	<b>\$ 1,596,007</b>	<b>\$ (6,446,021)</b>	<b>-32.9%</b>



# TRIUNFO SANITATION DISTRICT

April 30, 2019

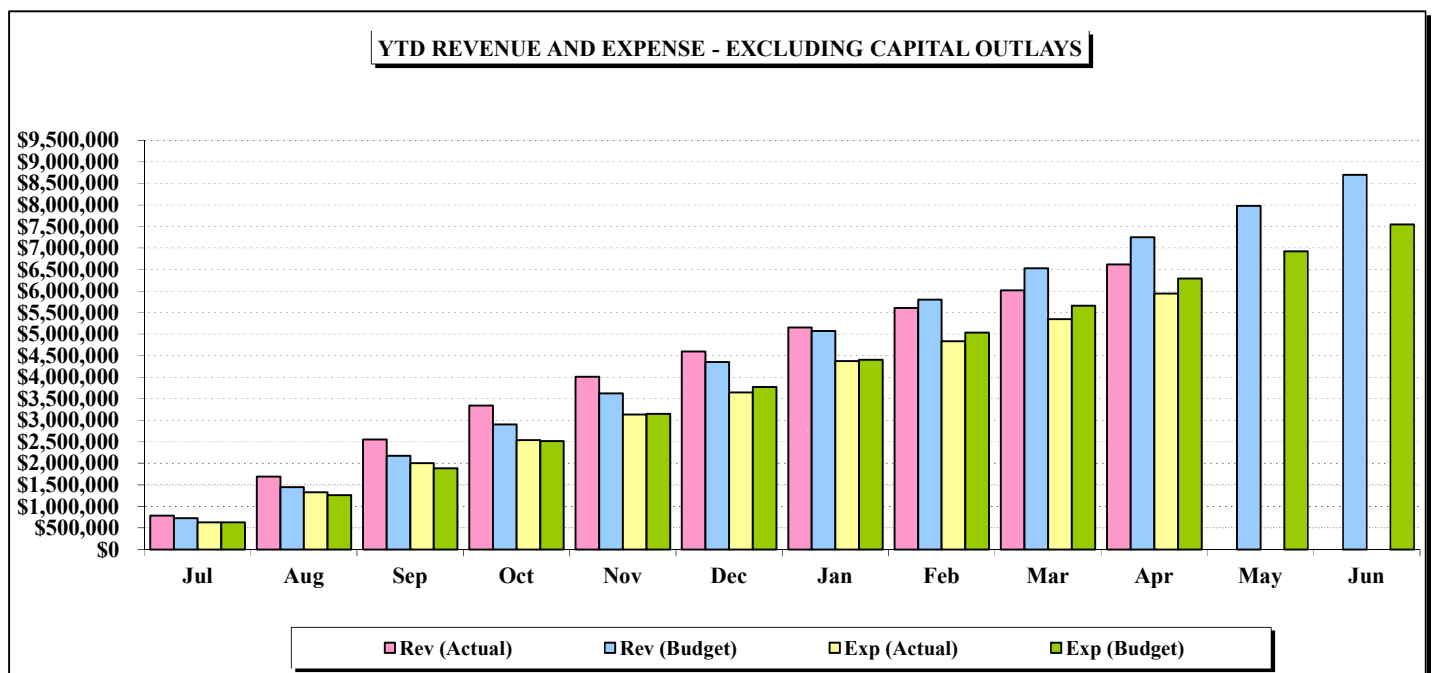
83.3%

## REVENUE AND EXPENSE REPORT - POTABLE WATER

<b>Revenue:</b>	<b>Adjusted Budget</b>	<b>Curent Period</b>	<b>Fiscal Year to Date</b>	<b>Unrealized Revenue</b>	<b>% Realized</b>
Sanitation Fees	\$ -	\$ -	\$ -	\$ -	-
Connection Fees Triunfo	-	-	-	-	-
Recycled Water	-	-	-	-	-
Potable Water	6,638,993	413,057	4,798,188	1,840,805	72.3%
Water Meter Services	1,829,721	157,919	1,579,637	250,083	86.3%
Interest Income	-	2,212	13,802	(13,802)	-
Revenue - Surcharges	-	-	-	-	-
Revenue - Violations	-	1,700	1,700	(1,700)	-
Other Services & Fees	228,289	27,611	222,080	6,209	97.3%
<b>Total Revenue</b>	<b>\$ 8,697,002</b>	<b>\$ 602,499</b>	<b>\$ 6,615,407</b>	<b>\$ 2,081,595</b>	<b>76.1%</b>

<b>Expenses:</b>	<b>Adjusted Budget</b>	<b>Curent Period</b>	<b>Fiscal Year to Date</b>	<b>Available Budget</b>	<b>% Committed</b>
Wastewater Treatment	\$ -	\$ -	\$ -	\$ -	-
Potable Water Purch.	3,634,804	275,573	2,670,215	964,589	73.5%
Recycled Water Purch.	-	-	-	-	-
VRSD (Administration)	360,482	23,994	306,076	54,405	84.9%
VRSD (Operations)	1,513,700	163,814	1,453,666	60,034	96.0%
Professional Services	25,000	-	1,510	23,490	6.0%
Depreciation/Amortization	788,188	63,140	631,395	156,793	80.1%
Overhead cost allocation	504,267	43,831	438,307	65,960	86.9%
Joint Venture spending	-	-	-	-	-
Tillman plant	-	-	-	-	-
Debt service	329,387	-	180,778	148,609	54.9%
Permits, fees, & other	222,979	11,947	131,367	91,612	58.9%
Board member fees	1,962	477	1,220	742	62.2%
General & Administrative	164,745	9,399	125,749	38,996	76.3%
Outside Contractor Services	-	-	-	-	-
<b>Total Expenses</b>	<b>\$ 7,545,515</b>	<b>\$ 592,174</b>	<b>\$ 5,940,282</b>	<b>\$ 1,605,232</b>	<b>78.7%</b>
<b>Net Income/(Loss) before Capital</b>	<b>\$ 1,151,488</b>	<b>\$ 10,325</b>	<b>\$ 675,125</b>	<b>\$ 476,363</b>	<b>58.6%</b>
<b>Capital Outlays</b>	<b>-</b>	<b>-</b>	<b>-</b>	<b>-</b>	<b>-</b>
Reverse Depreciation Exp	788,188	63,140	631,395	156,793	80.1%
Less: Principal Payments	(482,174)	(168,743)	(407,304)	(74,870)	84.5%
<b>Increase/(Decrease) to Reserves</b>	<b>\$ 1,457,503</b>	<b>\$ (95,279)</b>	<b>\$ 899,216</b>	<b>\$ 558,286</b>	<b>61.7%</b>



# TRIUNFO SANITATION DISTRICT

April 30, 2019

83.3%

## REVENUE AND EXPENSE REPORT - RECYCLED WATER

<b>Revenue:</b>	<b>Adjusted Budget</b>	<b>Curent Period</b>	<b>Fiscal Year to Date</b>	<b>Unrealized Revenue</b>	<b>% Realized</b>
Sanitation Fees	\$ -	\$ -	\$ -	\$ -	-
Connection Fees Triunfo	-	-	-	-	-
Recycled Water	2,876,447	199,308	1,810,444	1,066,003	62.9%
Potable Water	-	-	-	-	-
Water Meter Services	215,724	17,977	179,770	35,954	83.3%
Interest Income	-	-	-	-	-
Revenue - Surcharges	-	-	-	-	-
Revenue - Violations	-	-	-	-	-
Other Services & Fees	-	-	964	(964)	-
<b>Total Revenue</b>	<b>\$ 3,092,171</b>	<b>\$ 217,285</b>	<b>\$ 1,991,178</b>	<b>\$ 1,100,994</b>	<b>64.4%</b>

<b>Expenses:</b>	<b>Adjusted Budget</b>	<b>Curent Period</b>	<b>Fiscal Year to Date</b>	<b>Available Budget</b>	<b>% Committed</b>
Wastewater Treatment	\$ -	\$ -	\$ -	\$ -	-
Potable Water Purch.	-	-	-	-	-
Recycled Water Purch.	776,792	60,600	460,477	316,315	59.3%
VRSD (Administration)	90,073	456	31,007	59,066	34.4%
VRSD (Operations)	161,415	18,017	289,907	(128,492)	179.6%
Professional Services	-	-	4,874	(4,874)	-
Depreciation/Amortization	391,907	32,660	326,598	65,309	83.3%
Overhead cost allocation	179,290	14,941	149,408	29,882	83.3%
Joint Venture spending	-	-	-	-	-
Tillman plant	-	-	-	-	-
Debt service	330,377	-	205,059	125,318	62.1%
Permits, fees, & other	1,643	137	1,369	274	83.3%
Board member fees	-	-	-	-	-
General & Administrative	69,127	3,621	132,297	(63,170)	191.4%
Outside Contractor Services	-	-	-	-	-
<b>Total Expenses</b>	<b>\$ 2,000,624</b>	<b>\$ 130,433</b>	<b>\$ 1,600,997</b>	<b>\$ 399,627</b>	<b>80.0%</b>
<b>Net Income/(Loss) before Capital</b>	<b>\$ 1,091,547</b>	<b>\$ 86,852</b>	<b>\$ 390,181</b>	<b>\$ 701,366</b>	<b>35.7%</b>
<b>Capital Outlays</b>	<b>(869,048)</b>	<b>-</b>	<b>(49,810)</b>	<b>(819,238)</b>	<b>5.7%</b>
Reverse Depreciation Exp	391,907	32,660	326,598	65,309	83.3%
Less: Principal Payments	(651,895)	(326,622)	(650,155)	(1,739)	99.7%
<b>Increase/(Decrease) to Reserves</b>	<b>\$ (37,489)</b>	<b>\$ (207,110)</b>	<b>\$ 16,814</b>	<b>\$ (54,302)</b>	<b>-44.9%</b>

