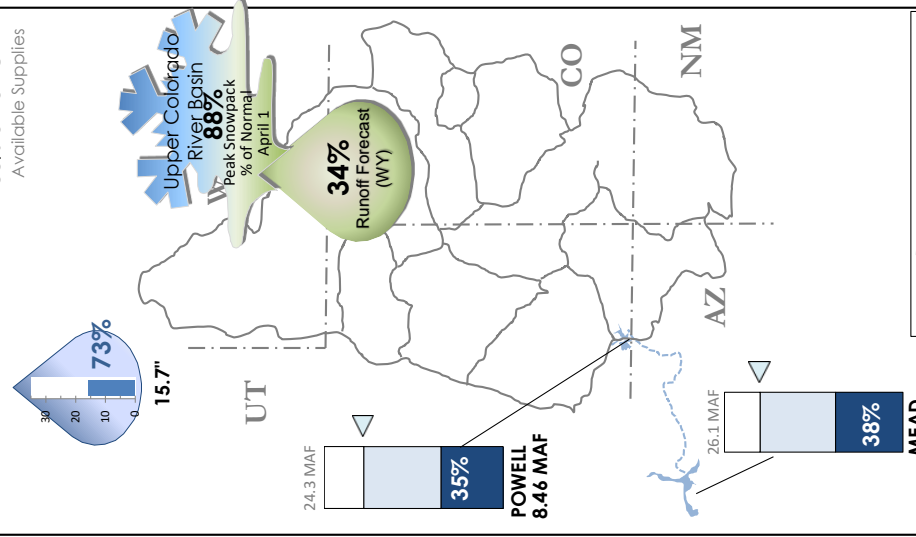


# Water Supply Conditions Report

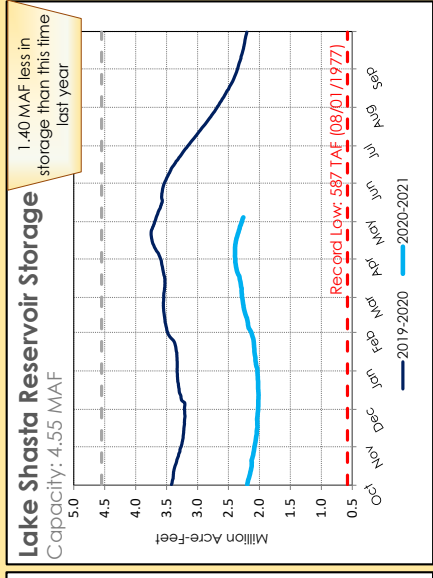
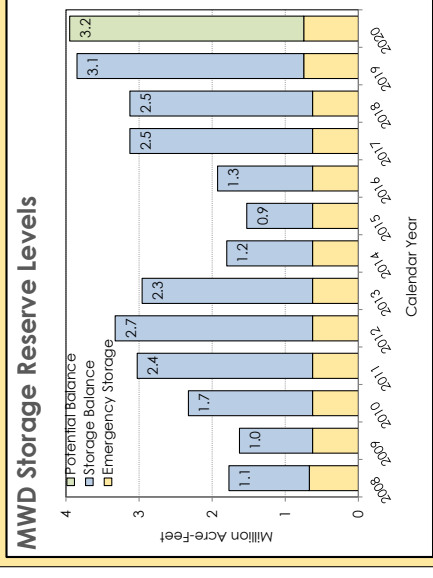
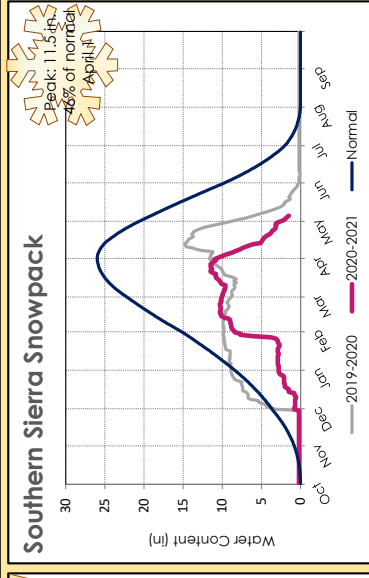
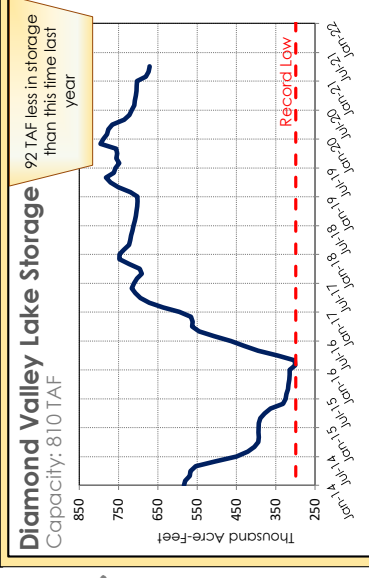
As of: 05/04/2021

**2021 Colorado River**  
 1,103,000 AF  
 88% of full CRA  
 Available Supplies



Turn page for more CRA Data Flip Over for SWP Data

- ## Highlights
- Precipitation at the 8 Station Index is at 48% of normal
  - Water Year runoff forecast for the Sacramento River is at 45% of normal
  - Precipitation in the Upper Colorado is at 73% of normal
  - Water Year runoff forecast for Lake Powell is forecasted at 34% of normal



This report is produced by the Water Resource Management Group and contains information from various federal, state, and local agencies. The Metropolitan Water District of Southern California cannot guarantee the accuracy or completeness of this information. Readers should refer to the relevant state, federal, and local agencies for additional or for the most up to date water supply information. Reservoirs, lakes, aqueducts, maps, watersheds, and all other visual representations on this report are not drawn to scale.

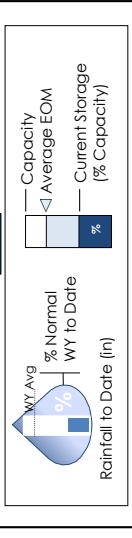
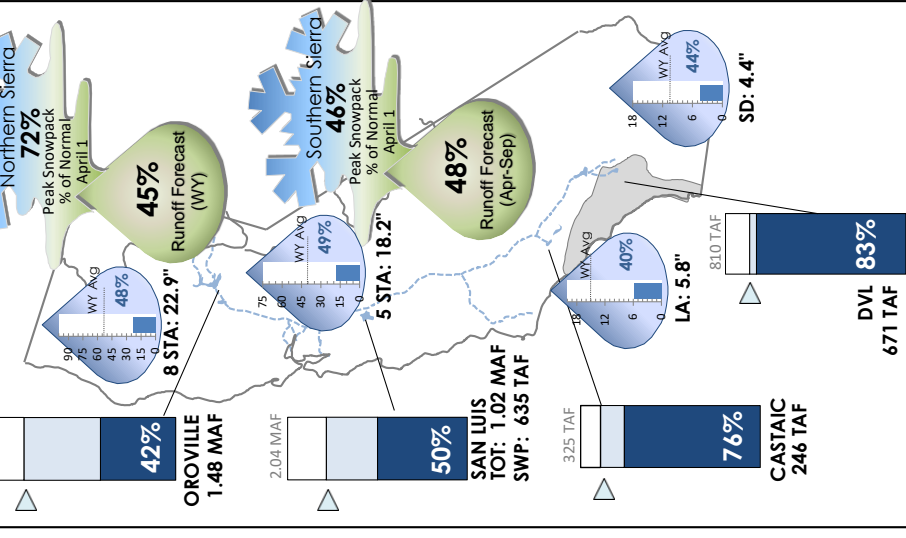
<http://www.mwdh2o.com/MSRC>

This report is best printed double sided on legal size paper (8.5" x 14") and folded in quarters. Questions? Email mferreira@mwdh2o.com

# Water Supply Conditions Report

As of: 05/04/2021

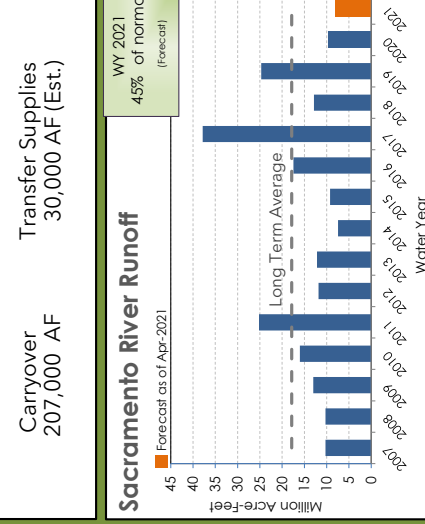
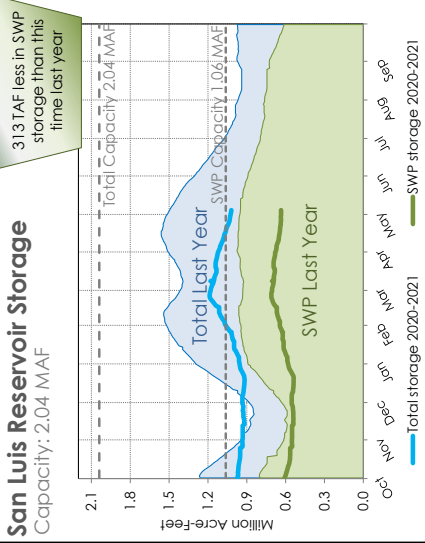
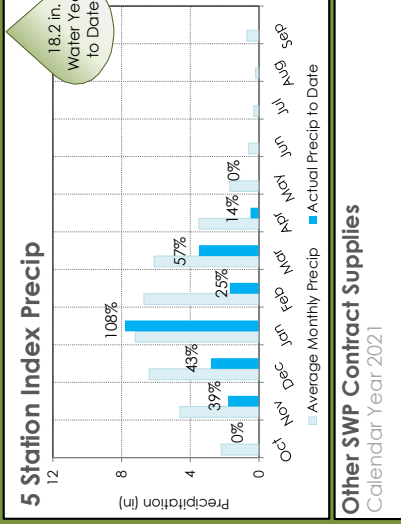
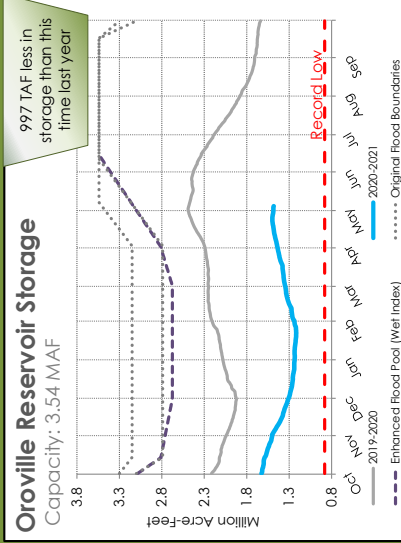
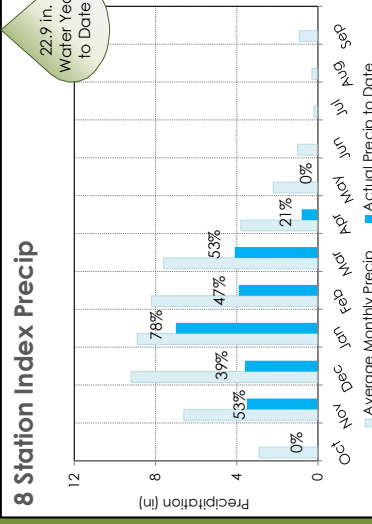
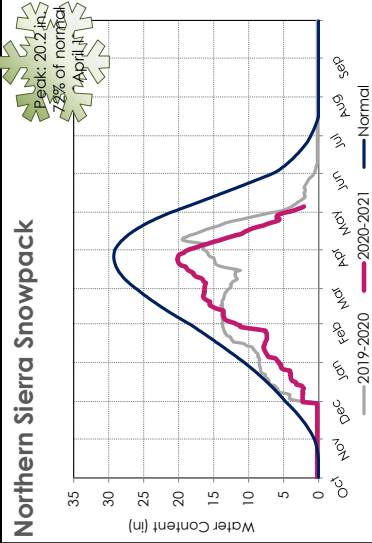
**2021 SWP Allocation**  
 95,575 AF  
 5% of Table A



Turn page for more SWP Data Flip Over for CRA Data

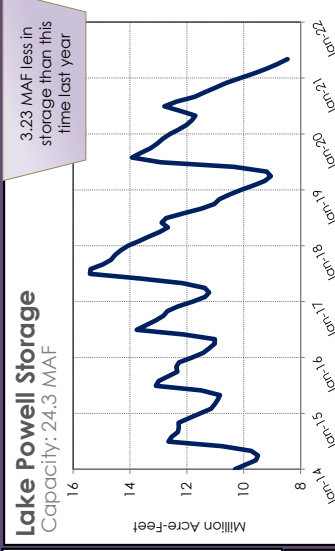
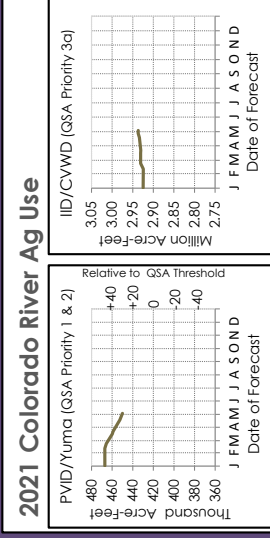
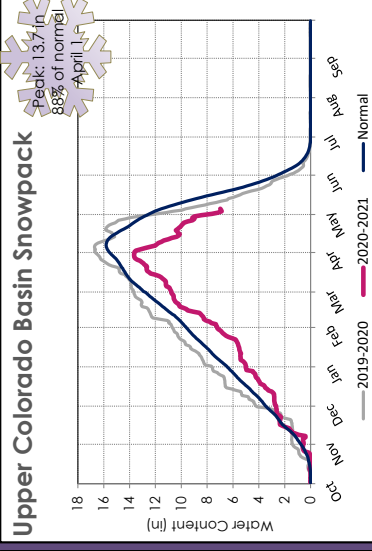
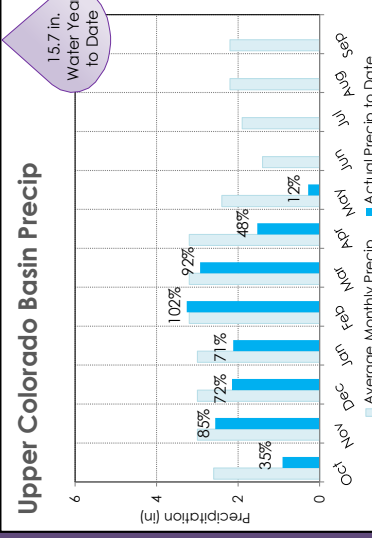
# State Water Project Resources

As of: 05/04/2021



# Colorado River Resources

As of: 05/04/2021



**Lake Mead Shortage/Surplus Outlook**

	2021	2022	2023	2024	2025
Surplus	0%	0%	0%	1%	4%
Shortage	0%	97%	94%	82%	77%
Metropolitan					
DCP*			2%	35%	26%

Likelihood based on results from the April 2021 MITOM/GRSS model run. Includes DCP Contributions.  
 \* Chance of required DCP contribution by Metropolitan

**Projected Lake Mead ICS**  
 Calendar Year 2021  
 Put (+)/Take(-)  
 -57,000 AF

