

**TRIUNFO WATER & SANITATION DISTRICT  
DISBURSEMENTS  
6/1/21-6/30/21**

CHECK #	CHECK AMT	CHECK DATE	VENDOR NAME
	DIST AMT		DESCRIPTION
010062	\$356.35	6/8/2021	AT&T
	\$68.85		JUN 21 - BELL CANYON INTERNET
	\$110.95		JUN 21 - U VERSE TWSD PW OPS
	\$176.55		JUN 21 - SCADA NETWORK
010063	\$370.00	6/8/2021	COUNTY OF VENTURA ENCROACHMENT PERMIT PE-0429
010064	\$81.64	6/8/2021	COUNTY OF VENTURA
	\$22.10		4/20 - 5/18 - 62 BUCKSKIN RD
	\$29.77		4/20 - 5/18 - WW LIFT STATION 3A
	\$29.77		4/20 - 5/18 - WW LIFT STATION 3
010065	\$52,631.00	6/8/2021	HANOVER INSURANCE GROUP TWSD PROPERTY INSURANCE
010066	\$170.24	6/8/2021	WM CORPORATE SERVICES, INC. JUN 21 - WASTE MGMT SERVICES
ACH TXF	\$70.88	6/1/2021	MARK S. NORRIS REIMBURSEMENT - WEBCAM
ACH TXF	\$17,616.16	6/3/2021	PAYCHEX 6/4/21 - PAYROLL
ACH TXF	\$584.74	6/3/2021	PAYCHEX 6/3/21 - ADMIN FEES
ACH TXF	\$8,713.59	6/4/2021	PAYCHEX 6/4/21 - CMT PAYROLL TAXES
ACH TXF	\$3,846.26	6/9/2021	LINCOLN FINANCIAL GROUP 6/9/21 - 401A PLAN
ACH TXF	\$500.00	6/9/2021	LINCOLN FINANCIAL GROUP 6/9/21 - DEFERRED COMP
ACH TXF	\$226.00	6/10/2021	CENTRALSQUARE CANADA SOFTWARE INC. SERVICE DATES 4/25/21 - 5/1/21
ACH TXF	\$56.50	6/17/2021	CENTRALSQUARE CANADA SOFTWARE INC. SERVICE DATES 5/2/21 - 5/8/21

**TRIUNFO WATER & SANITATION DISTRICT  
DISBURSEMENTS  
6/1/21-6/30/21**

CHECK #	CHECK AMT	CHECK DATE	VENDOR NAME
	DIST AMT		DESCRIPTION
ACH TXF	\$584.74	6/17/2021	PAYCHEX 6/17/21 - ADMIN FEES
ACH TXF	\$17,615.66	6/17/2021	PAYCHEX 6/18/21 - PAYROLL
ACH TXF	\$8,715.10	6/18/2021	PAYCHEX 6/18/21 - PAYROLL TAXES
ACH TXF	\$5,246.57	6/21/2021	PAYMENTUS MAY 21 - ONLINE BILL PAY PROCESSING FEES
ACH TXF	\$27,250.08	6/25/2021	FTI SERVICES MAY 21 - IT SERVICES
ACH TXF	\$3,593.85	6/29/2021	CALIFORNIACHOICE JUL 21 - MEDICAL PREMIUM
ACH TXF	\$500.00	6/29/2021	LINCOLN FINANCIAL GROUP 6/29/21 - DEFERRED COMP
ACH TXF	\$3,846.26	6/29/2021	LINCOLN FINANCIAL GROUP 6/29/21 - 401A PLAN
ACH TXF	\$2,115.35	6/29/2021	US BANK CORPORATE PAYMENT SYSTEM 6/29/21 - PURCHASE CARD PAYMENT
ACH TXF	\$517.13	6/30/2021	PAYCHEX 6/30/21 - BOARD PAYROLL TAXES
ACH TXF	\$3,631.38	6/30/2021	PAYCHEX 6/30/21 - BOARD PAYROLL
EFT000000000000000982	\$521,253.73	6/17/2021	LAS VIRGENES MUNICIPAL WATER DISTRICT
	\$488,107.67		MAR 21 - JPA
	\$33,146.06		MAR 21 - RW
EFT000000000000000983	\$19,348.71	6/17/2021	SOUTHERN CALIFORNIA EDISON MAY 21 - MASTER BILL
EFT000000000000000984	\$3,282.50	6/17/2021	DEBRA WEST MAY 21 - CONSULTING SERVICES

**TRIUNFO WATER & SANITATION DISTRICT  
DISBURSEMENTS  
6/1/21-6/30/21**

CHECK #	CHECK AMT	CHECK DATE	VENDOR NAME
	DIST AMT		DESCRIPTION
EFT000000000000000985	\$2,749.00	6/24/2021	ARNOLD BLEUEL LAROCHELLE MATHEWS & ZIRBEL LLP. MAY 21 - LEGAL SERVICES
EFT000000000000000986	\$327,598.64 \$326,493.65 \$1,104.99	6/24/2021	CALLEGUAS MUNICIPAL WATER DISTRICT MAY 21 - POTABLE WATER 20-21 REBATE SUPPLEMENTS
EFT000000000000000987	\$285.00	6/24/2021	FTI SERVICES JUN 21 - IT SERVICES
EFT000000000000000988	\$7,800.00	6/24/2021	MV ENGINEERING, LLC SERVICES 5/1 THROUGH 5/31
EFT000000000000000989	\$2,018.75	6/24/2021	SEARLE CREATIVE GROUP LLC MAY 21 - PR & MARKETING SVCS
EFT000000000000000990	\$354,466.07	6/24/2021	VENTURA REGIONAL SANITATION DISTRICT VRSD CONTRACT SVCS - MAY 21
EFT000000000000000991	\$1,129.37	6/24/2021	TRI COUNTY POWER WASHING REFUND WATER CUSTOMER CREDIT BALANCE
EFT000000000000000992	\$840.68	6/24/2021	SDRMA JUL 21 - ANCILLARY HEALTH INS
<b>TOTAL</b>	<b>\$1,399,611.93</b>		



**Water & Wastewater Monthly Report**  
**Triunfo Water & Sanitation District**  
For the month of: May 2021

The billing period for this invoice is April 25 through May 22, 2021 for labor and equipment.

This report is arranged in the order of the invoice: Collection System, General Administration, Potable Water System, Reclaimed/Recycled Water System, and Wastewater Operations.

**BELL CANYON**

**TWSD-BCN01 (221207) – MAIN- BCYN COLLECTION SYSTEM**

- Staff inspected sewer lateral connections.

**TWSD-BCN02 (221302) – WASTEWATER – BELL CYN – OPERATIONS**

- Staff checked the Bell Canyon lift station multiple times.
- Staff performed the monthly generator run.

**TWSD-BCN03 (221401) – BCYN – ENGINEERING**

- Staff reviewed blueprints and confirmed there were no easement conflicts with an ADU at 46 Dapplegray.

**TWSD-BCN05 (221303) – BCYN – OPERATIONS-ADMIN**

- Staff worked on the flow letter.

**COLLECTION SYSTEM**

**TWSD-COL01 (221201) – WASTEWATER – COLLECTION SYSTEM MAINTENANCE**

A variety of activities were performed throughout the collection system this period, including:

- Staff used the CCTV in TWSD areas. Staff set up traffic control as needed.
- Staff marked dig alerts and logged them after they were completed.
- Staff worked on line cleaning / hot spots.
- Staff confirmed sewer service for multiple addresses.
- Staff created and dispatched work orders.
- Staff scanned and saved line cleaning reports.
- Staff responded to an odor complaint. No sewer issues found.
- Staff responded to a possible sewer spill call. No issues were found.

**TWSD-COL02 (221400) – ENGINEERING – PROJECTS**

- Staff inspected sewer lateral reconnects (Woolsey Fire).
- Staff reviewed blueprints to look for potential easement conflicts on upcoming homeowner projects.
- Staff confirmed sewer laterals were capped at construction sites.

**TWSD-COL06 (221501) – WW-EPG SOURCE CONTROL**

- Staff went to Nanofilm to get a picture of the meter read for billing.
- Source control program database updates and review.

**TWSD-COL08 (221204) – WW MAINTENANCE-PREVENTATIVE**

- Staff worked on Oasis work orders. Staff reviewed manhole inspection work orders.
- Staff cleaned TWSD lift stations.
- Staff installed a new wood fence and painted it at the Bell Canyon lift station.

**TWSD-COL09 (221206) – WW MAINTENANCE SCADA**

- Staff worked on the Polo lift station (SCADA).
- Staff worked on the nameplate design at the Polo and Lakeside lift stations.
- Staff worked on a SCADA upgrade from v11 to v12.
- Staff worked on a drip shield install at the Polo and Lakeside lift stations.
- Staff installed valves at Carlisle.
- Staff updated the drawings for the Carlisle lift station.

**TWSD-COL17 (221410) – WW – POLO LS NEW CNTRL CABINET**

- Staff logged all labor hours, miles, equipment usage, and purchases from April.

**GENERAL ADMINISTRATION**

**TWSD-GEN01 (121100) – CENTRAL ADMINISTRATION**

- The Finance Department staff provides general accounting services including processing of accounts payables, accounts receivables, bank reconciliation, fixed asset management and depreciation calculation, purchasing processing, deposit preparation, cash receipts, and daily cash management of the District's funds.

**TWSD-GEN04 (121101) – CENTRAL ADMINISTRATION – WW ADMIN**

- Questions about costs billed to this project should be directed to the Director of Finance.

**TWSD-GEN07 (121104) – JPA-IPR PROJECT**

- See General Manager for information on this project.

## **TWSD-GEN11 (121120) – ADMIN-COVID19**

- Questions about costs billed to this project should be directed to the Director of Finance.

## **POTABLE WATER SYSTEM**

### **TWSD-POT01 (222300) – POTABLE WATER – OPERATIONS**

- 149 samples were analyzed from the tank sites and sample stations. These samples included total chlorine, coliform bacteria, HPC's, Nitrite-N, TTHM's, HAA5's, Monochloramines and Free Ammonia.
- Routine facility rounds were conducted on Monday and Friday of each week at all of the pump stations and tank sites. This includes maintenance at all the sites and fire extinguisher inspections.
- USA Dig Alerts. Marking our lines for utility digging.
- Monthly generator checks / runs.
- Staff monitored and made changes to the SCADA system due to the weather.
- Staff worked on SEMS work orders.
- Staff worked on notifying customers whose meters were showing continuous flow. Staff met with these customers to help them locate and isolate their leaks.
- Staff monitored meter communication issues. Staff cleared alarms and fixed any issues such as replacing MXU'S and or bad cords.
- Staff responded to multiple leaks and notified the appropriate customers.
- Staff created and dispatched SEMS work orders.
- Staff worked on gathering water loss information.
- Staff sanitized work areas and bathrooms daily.
- Staff met to discuss budgets.
- Staff checked and cleaned out PRV vaults.
- Staff attended safety meetings via go to meeting.
- Staff worked on the 2020 UWMP.
- Staff performed daily Covid-19 self-check and scanned the signed sheets to the server.
- Staff replaced broken meter box lids.
- Staff attended a Calleguas purveyor meeting (via zoom).
- Staff used a push camera in a drain on Trousdale Avenue to see where the water was coming from.
- Staff raised the tank levels as a precaution due to a fire in North Ranch.
- Staff replaced bad batteries in ups devices.
- Staff installed two construction meters for contractors on fire hydrants.
- Staff removed graffiti from the Lindero Generator.
- Staff met with Eugene from the Rancho Simi Park District to talk about adding an extra fence post at the Oak Canyon Reservoir to prevent cars from driving around the existing fence.
- Staff responded to alarms at the Lindero Pump Station. Staff reset both VFD's that were in fault due to a power outage.

- Staff responded to a low pressure alarm at the Lambourne Booster Station. Staff reset a tripped breaker.

**Potable Water Use:**

Falling Star Turn out 57,756,072 Gallons = Monthly Flow Total

\*All water coming into the distribution system is now being metered through the Falling Star turnout.

**Emergency Generator Use:**

Lindero Generator Run Hours – Routine Maintenance: 0.5 hrs

Lindero Generator Run Hours – Emergency Use: 0.0 hrs

Deerhill Generator Run Hours – Routine Maintenance: 0.4 hrs

Deerhill Generator Run Hours – Emergency Use: 0.0 hrs

**TWSD-POT02 (222304) – PW-OPER-ANODE CHECKS/LEAK DETECTION**

- Staff used leak detection equipment to listen for leaks in route 31.

**TWSD-POT03 (222400) – PW-ENGINEERING PROJECTS**

- Risk Management Professionals are working on the EPA Risk and Resilience and Emergency Response Plans

**TWSD-POT04 (222301) – OPERATIONS – PW SYS REPAIRS**

- Staff worked on replacing angle stops for 1” meter upgrades.
- Staff worked with a contractor to replace a leaking water service at 50 Basswood. Staff delineated the work area and called in a dig alert. Staff notified the affected customers. After the service was replaced the hole was sanded, slurried and paved.

**TWSD-POT05 (222501) – WATER CONSERVATION PROGRAM**

- Staff worked on the 2020 UWMP.
- Staff reviewed customer accounts for possible leaks as well as continuous flow. Staff updated the spreadsheet.
- Staff worked on the monthly drought report and submitted it.

**TWSD-POT06 (222500) – PW-ENVIRONMENTAL PROGRAMS**

- Staff worked on and submitted monthly reports to the CDPH.
- Staff reviewed analytical results.
- Staff reviewed water quality maps.
- Staff updated the sample tracker.
- Staff entered lab results to the database and server.
- Staff completed the monochloramine, free ammonia, nitrite field sheet.
- Staff answered customer’s questions regarding water quality.
- Staff met with Ryan Bray to discuss the EPA Risk and Resilience assessment.

**TWSD-POT07 (122100) – CUSTOMER SERVICE – ADMINISTRATION**

- Administrative staff assists Oak Park Water Service customers by mail or by telephone; processes payments and generates monthly water billings, and performs payment follow-up for non-paying accounts.

**TWSD-POT08 (222302) – CUSTOMER SERVICE – FIELD**

- A total of 63 service calls were completed this month. These consisted of move in and move outs, off notices, shut offs for residents not applying for service and services being reconnected.
- Multiple high bill / check for leak investigations were conducted.
- Staff set up water audit appointments.
- Assisted customers with finding / isolating leaks.
- Assisted customers with pressure related questions.
- Shut off angle stops for plumbers that needed to make repairs on customer's homes / apartment buildings.
- Staff updated the leak spreadsheet.
- Staff created and dispatched work orders.
- Staff notified customers whose meters were showing continuous usage (SEMS work orders).
- Staff updated the HOA / Property Management contact list.
- Staff reviewed missed customer calls, voicemails and emails.
- Staff downloaded and archived door hanger posted pictures.
- Staff assisted customers with the customer portal.

**TWSD-POT09 (222303) – PW – OPERATIONS – FIRE HYDRANT**

- Staff worked on fire hydrant maintenance in the Savoy and Lindero Zones.
- Staff painted fire hydrants.

**TWSD-POT10 (222305) – POTABLE WATER-OPS-METER REPLACEMENT**

- Staff changed out defective meters, tagged them and prepared them to be sent back to Sensus for warranty replacement.
- Staff updated the meter change out spreadsheet and sent the new meter information to finance.
- Staff created and dispatched SEMS work orders.
- Staff dug out meter boxes to prep for change outs.
- Staff downloaded and archived meter change out slips.

**TWSD-POT12 (222200) – PW MAINTENANCE**

- Staff performed brush clearance at TWSD sites in Oak Park for the annual (VCFD) clearance requirements.
- Staff removed old metal airvac canisters and installed new composite canisters.
- Staff performed corrective maintenance at the Deerhill Pump Station. Staff relocated a pressure sensing line and gauge. Staff worked on both prv's for the lower Deerhill zone.



**TWSD-POT18 (222302E) – PW – CUST SVC – EMERG CALL-OUTS**

- 04/27/21 – Staff responded to 311 Savoy Court to investigate no water pressure.
- 05/08/21 – Staff responded to 10 Basswood to turn water on after repair (repair failed and water was turned back off).
- Staff responded to 191 Rockrose to turn on water.
- Staff responded to 6602 Maplegrove to turn water off for a repair.
- Staff responded to 50 Basswood – water coming out of asphalt. After investigation was done, it was noted their service line was leaking.

**TWSD-POT21 (222307) – PW-OPERATIONS – METER READINGS**

- Staff created and dispatched work orders.
- Staff investigated meters with communication alarms. Staff replaced cords, and or mxu radios if needed.
- Staff assisted customers with the customer portal.
- Staff remotely reset meters for reads.

**TWSD-POT22 (222202) – POTABLE WATER – MAINTENANCE – SCADA**

- Staff worked on troubleshooting SCADA issues with Rockwell Automation.
- Staff worked on radio and switch firmware upgrades.
- Staff worked on the Lindero Pump Station control updates and design.
- Staff tested ups devices and replaced batteries as needed.
- Staff worked on troubleshooting pressure issues in the lower Deerhill zone.

**TWSD-POT23 (222201) – PW-MAINTENANCE PREVENTATIVE**

- Staff replaced a metal plate on top of the Kilburn Tank that had a small hole in it due to corrosion.
- Staff performed preventative maintenance at the Savoy Pump Station. Staff cleaned and inspected all parts of the pump control valve on P1. Staff replaced all rubber goods, tested and put the valve back in operation.

**TWSD-POT25 (222203) – PW – MAIN – COATINGS & LININGS**

- Staff painted the Savoy Pump Station piping and valves.
- Staff worked on painting and replacing an anode access cover on the Kilburn Tank.
- Staff painted the metal gates on Bishopswood / Deerhill Pump Station.

**TWSD-POT37 (222414) – LAMBORNE & DEERHILL BPS VAULT**

- Staff prepped and coated the tanks, piping, motors, valves, electrical boxes and the front gate at the Lambourne Booster Station.
- Staff prepped and painted the pipe and meter in the Deerhill Pump Station vault. Staff also painted the gates on Bishopswood Lane.

**TWSD-POT38 (222415) – ENG – KILBURN TANK COATING REHAB**

- Staff finished painting the Kilburn tank. Staff did the final touch ups and cleaned up around the tank.

Staff worked on a report for the painting work that was done.

### **RECLAIMED/RECYCLED WATER SYSTEM**

#### **TWSD-RCL01 (223300) – RECLAIMED WATER - OPERATIONS**

Staff performed reclaimed water meter reads on 04/28/21 for Oak Park and Lake Sherwood. Staff submitted the reclaimed water meter reads to Finance for billing.

Rounds at the Reclaimed Booster Station were performed three times a week.

*Other (non-routine) activities included:*

- Staff did reclaimed system rounds.
- Staff grabbed the Lake Sherwood reclaimed meter reads.
- Staff notified landscapers of leaks and assisted with shutting off services.
- Staff marked dig alerts.
- Staff responded to a broken main irrigation line at the Deehill Park. A contractor hit a line with a backhoe. Staff shut down the main meter and restored service after the repair was completed.

#### ***TOTAL RECLAIMED WATER USE:***

Oak Park System 20,193,030 Gallons

Lake Sherwood usage: 4,055,948 Gallons

#### **TWSD-RCL03 (123100) – RW – ADMIN – CUSTOMER SERVICE**

- Administrative staff assists the users of the reclaimed water system by mail or by telephone; processes payments and generates monthly billings, and other reporting duties.

#### **TWSD-RCL04 (223300E) – RW-OPER EMERGENCY CALL-OUT**

- 05/18/21 – Staff responded to a call out for a main line break between Los Arcos and Golden Nugget. After investigation was done, it was noted it was a reclaim broken sprinkler.

#### **TWSD-RCL05 (223200) – RW – MAINTENANCE**

- Staff worked on SCADA troubleshooting with Rockwell Automation.
- Staff worked on analog troubleshooting.
- Staff tested and replaced ups batteries.
- Staff performed site maintenance at the reclaimed sites.

### **WASTEWATER SYSTEM**

#### **TWSD-WW01 (221301) – WASTEWATER OPERATIONS**

##### ***Bell Canyon Pump Station and flow meter***

The lift station and flow meter were checked each week. The generator was tested under load. Weed abatement was performed in and around the station. A safety inspection was conducted, and the level probe was cleaned.

***Carlisle Pump Station***

The lift station was checked each week. Weed abatement was performed in and around the station and the station’s fire extinguishers were checked. The generator was tested under load.

***Lake Sherwood Pump Station***

The lift station was checked each week. Weed abatement was performed in and around the station, the level transducer was cleaned, and the station’s fire extinguishers were checked.

The generator was tested under load.

***Lake Sherwood Polo Field Station***

The lift station was checked each week. Weed abatement was performed in and around the station, the level transducer was cleaned, and the station’s fire extinguishers were checked. The generator was tested under load. The wet well was cleaned.

***North Ranch Pump Station***

The lift station was checked each week. Weed abatement was performed in and around the station, the level transducer was cleaned, and the station’s fire extinguishers were checked. The generator was tested under load.

***Westlake Pump Station***

The lift station was checked each week. Weed abatement was performed in and around the station.

**Monthly**

**TWSD Lift Stations – Flow Calculator**

**Month of: May 2021**

**Total Gallons**

Lake Station	5,314,430
Polo Fields	Meter is being Replaced
Carlisle	337,250
Bell Cyn/TSD	3,010,412
Bell Cyn L/S	560,770

- Staff checked the TWSD lift stations multiple times per week.
- Staff performed site maintenance.

**TWSD-WWW02 (221200) – WW MAINTENANCE**

- Staff responded to a low flow alarm on pump #2 at the Lakeside Lift Station. Staff cleaned the wet well, pulled and replaced the pump.
- Staff reviewed the Polo lift station program and HMI.
- Staff prepped to install a new blower at the Polo lift station.

**TWSD-WWW04 (221300) – OPERATIONS – ADMINISTRATION FIELD**

- Staff scanned and saved monthly data into the server and database.

**TWSD-WWW13 (221210) – FIXTURE COUNTS**

- Staff performed fixture counts.
- Staff updated the fixture count database.

If you have other questions or concerns, please contact me at (805) 658-4648.

A handwritten signature in black ink, appearing to read 'RJ', is positioned above the printed name.

**RICHARD JONES – DIRECTOR OF OPERATIONS**

# TRIUNFO WATER & SANITATION DISTRICT

## Costs by Type - Monthly

INVOICE NO: **TWSD- May-21**  
 DESCRIPTION: **VRSD CONTRACT SVCS May-21**

Row Labels	Labor	Equipment	Material	Subcontractor	Other	Supply	Total
<b>5/31/2021</b>							
ADMIN	54,119.50	-	363.93	1,725.00	8,668.63	10,757.56	64,877.06
POTABLE	101,099.00	7,833.00	10,314.16	1,230.50	51.20	11,595.86	120,527.86
PW ADMIN	24,107.50	-	431.25	-	9,517.25	9,948.50	34,056.00
RECYCLED	3,799.25	121.50	160.14	-	-	160.14	4,080.89
RW ADMIN	688.00	-	-	-	913.14	913.14	1,601.14
WASTEWATER	82,769.75	32,759.25	6,295.10	5,166.04	0.51	11,461.65	126,990.65
WW ADMIN	-	-	-	-	2,332.47	2,332.47	2,332.47
<b>5/31/2021 Total</b>	<b>266,583.00</b>	<b>40,713.75</b>	<b>17,564.58</b>	<b>8,121.54</b>	<b>21,483.20</b>	<b>47,169.32</b>	<b>354,466.07</b>
<b>Grand Total</b>	<b>266,583.00</b>	<b>40,713.75</b>	<b>17,564.58</b>	<b>8,121.54</b>	<b>21,483.20</b>	<b>47,169.32</b>	<b>354,466.07</b>

45-100-20000	(64,877.06)
45-270-20000	(129,323.12)
45-370-20000	(154,583.86)
45-470-20000	(5,682.03)
45-100-52069	64,877.06
45-100-52001	-
45-100-52040	-
45-100-52035	-
45-270-52069	129,323.12
45-270-52010	-
45-270-52035	-
45-370-52069	154,583.86
45-370-52010	-
45-370-52035	-
45-470-52069	5,682.03
45-470-52035	-
<b>Total</b>	<b>354,466.07</b>
<b>Monthly Total</b>	<b>354,466.07</b>
<b>Crosscheck</b>	<b>-</b>

			121104	-
Board Expens	121100			-
Memberships	121100			-
Conferences	121100	121100		-
Memberships	121101			
Conferences	121104			
Memberships	122100			
Conferences	122100			
Conferences	123100			

APPROVED FOR PAYMENT

FUND	DEPT	EXPENSE	WORK ORDER
EXPENSE CODE VERIFICATION		ACCT USE ONLY	
6/9/2021 SIGNATURE & DATE		SIGNATURE	
AUTHORIZATION FOR PAYMENT			
J. Dinger		SIGNATURE	

**TRIUNFO WATER & SANITATION DISTRICT**  
**Budget vs. Actual Analysis by Work Order**  
 Year-to-Date as of May 31, 2021

TSD TRIUNFO SANITATION DISTRICT

Work Order	Description	Current Month		Budget		Actual Expense	Budget Remaining
		May	Budget	Adjustments	Adjusted Budget		
121102	TSD-TSD-Bench Mark Project	\$ -	\$ -	\$ -	\$ -	\$ -	\$ -
121105	TSD-Admin-2107 Trentham	\$ -	\$ -	\$ -	\$ -	\$ -	\$ -
121106	TSD-LAKESIDE LIFT STATION CIP	\$ -	\$ -	\$ -	\$ -	\$ -	\$ -
121107	TSD-WESTLAKE LIFT STATION CIP	\$ -	\$ -	\$ -	\$ -	\$ -	\$ -
121108	TSD-N.S. Gravity System	\$ -	\$ -	\$ -	\$ -	\$ -	\$ -
121109	TSD-Name Change	\$ -	\$ -	\$ -	\$ -	\$ -	\$ -
121700	TSD-CA-WW Fixture Unit Audit	\$ -	\$ -	\$ -	\$ -	\$ -	\$ -
122102	TSD-PW-Admin-AMR	\$ -	\$ -	\$ -	\$ -	\$ -	\$ -
122103	TSD-PW Hydraulic Model	\$ -	\$ -	\$ -	\$ -	\$ -	\$ -
122401	TSD-PW-IT-Engineering-Proj Conifer	\$ -	\$ -	\$ -	\$ -	\$ -	\$ -
123101	TSD-RW-Admin CIP RW System Purch	\$ -	\$ -	\$ -	\$ -	\$ -	\$ -
123102	TSD-Capri Tract RW CIP	\$ -	\$ -	\$ -	\$ -	\$ -	\$ -
123103	TSD-Regency RW Pump Station CIP	\$ -	\$ -	\$ -	\$ -	\$ -	\$ -
123104	TSD-OP Apt RW Improvement CIP	\$ -	\$ -	\$ -	\$ -	\$ -	\$ -
220200	TSD-MAINTENANCE - PREVENTATIVE	\$ -	\$ -	\$ -	\$ -	\$ -	\$ -
221209	TSD-2107 Trentham	\$ -	\$ -	\$ -	\$ -	\$ -	\$ -
221406	TSD-Lakeside Lift Station CIP	\$ -	\$ -	\$ -	\$ -	\$ -	\$ -
221407	TSD-Westlake Lift Station CIP	\$ -	\$ -	\$ -	\$ -	\$ -	\$ -
221408	TSD-WWW-NS Gravity System	\$ -	\$ -	\$ -	\$ -	\$ -	\$ -
221412	TSD-WWW-Eng-Westlake LS Controls/Flow Meter	\$ -	\$ -	\$ -	\$ -	\$ -	\$ -
221413	TSD-WWW-Eng-Hot Spot Reduction	\$ -	\$ -	\$ -	\$ -	\$ 540.93	\$ (540.93)
221700	TSD-WWW-Fixture Unit Audit	\$ -	\$ -	\$ -	\$ -	\$ -	\$ -
222308	TSD-Automated Meter Reading	\$ -	\$ -	\$ -	\$ -	\$ -	\$ -
222401	TSD-PW - Eng - Projects Conifer	\$ -	\$ -	\$ -	\$ -	\$ -	\$ -
222402	TSD-PW-Eng-Palo Comado Decommissn	\$ -	\$ -	\$ -	\$ -	\$ -	\$ -
222403	TSD-PW Hydraulic Model CIP	\$ -	\$ -	\$ -	\$ -	\$ -	\$ -
222410	TSD-PW - Eng - Savoy BPS Vault	\$ -	\$ -	\$ -	\$ -	\$ -	\$ -
222411	TSD-PW - Eng - Dive Inspection of PW Tanks	\$ -	\$ -	\$ -	\$ -	\$ -	\$ -
222412	TSD- PW - Eng - Savoy Tank Coating Rehab	\$ -	\$ -	\$ -	\$ -	\$ -	\$ -
222413	TSD- PW - Eng - Savoy Tank Coating Rehab	\$ -	\$ -	\$ -	\$ -	\$ -	\$ -
222710	TSD-PW Woolsey Fire	\$ -	\$ -	\$ -	\$ -	\$ -	\$ -
223401	TSD-RW-Engineering-RW System Purch	\$ -	\$ -	\$ -	\$ -	\$ -	\$ -
223402	TSD-Capri Tract RW CIP	\$ -	\$ -	\$ -	\$ -	\$ -	\$ -
223403	TSD-Regency RW Pump Station CIP	\$ -	\$ -	\$ -	\$ -	\$ -	\$ -
223404	TSD-OP Apt RW Improvement CIP	\$ -	\$ -	\$ -	\$ -	\$ -	\$ -
221200E	TSD-WWW-Maint Emergency	\$ -	\$ -	\$ -	\$ -	\$ -	\$ -
221200H	TSD - WW - Maintenance Holiday	\$ -	\$ -	\$ -	\$ -	\$ -	\$ -
221201H	TSD-WWW-Collection Sys Call-out Emr Holiday	\$ -	\$ -	\$ -	\$ -	\$ -	\$ -
221202H	TSD - WW - Maintenance - N. Shore Tank - Holiday	\$ -	\$ -	\$ -	\$ -	\$ -	\$ -
221206E	TSD-WWWW-Maintenance SCADA Callout	\$ -	\$ -	\$ -	\$ -	\$ -	\$ -
221206H	TSD-WWWW-Maintenance SCADA Holiday	\$ -	\$ -	\$ -	\$ -	\$ -	\$ -
221207E	TSD-BCYN - Maint - Emergency	\$ -	\$ -	\$ -	\$ -	\$ -	\$ -
221207H	TSD - BCYN - Maint - Collection Sys - Holiday	\$ -	\$ -	\$ -	\$ -	\$ -	\$ -
221301H	TSD-Operations - Wastewater- Holiday	\$ -	\$ -	\$ -	\$ -	\$ -	\$ -
222300H	TSD-Operations - Potable Water-Holiday Call-Out	\$ -	\$ -	\$ -	\$ -	\$ -	\$ -
222301H	TSD PW-OPER SYS RPR HOL CALL OUT	\$ -	\$ -	\$ -	\$ -	\$ -	\$ -
222302H	TSD PW-CUST SRV HOLIDAY CALL-OUT	\$ -	\$ -	\$ -	\$ -	\$ -	\$ -
222710E	TSD-PW Woolsey Fire - Callout	\$ -	\$ -	\$ -	\$ -	\$ -	\$ -
222710H	TSD-PW Woolsey Fire - Holiday Call-out	\$ -	\$ -	\$ -	\$ -	\$ -	\$ -
223200E	TSD - RW - Maint-Emergency	\$ -	\$ -	\$ -	\$ -	\$ -	\$ -
223200H	TSD - RW - Maint-Holiday	\$ -	\$ -	\$ -	\$ -	\$ -	\$ -
223300H	TSD RW-OPER HOLIDAY CALL-OUT	\$ -	\$ -	\$ -	\$ -	\$ -	\$ -
121100	TSD-VRSD CA	\$ 64,811	\$ 603,806	\$ -	\$ 603,806.25	\$ 602,018.68	\$ 1,787.57
121101	TSD-WWW Administration	\$ 2,044	\$ 58,175	\$ -	\$ 58,175.30	\$ 24,514.45	\$ 33,660.85
121103	TSD-FACEBOOK/TWITTER	\$ -	\$ 19,656	\$ -	\$ 19,656.00	\$ -	\$ 19,656.00
121104	TSD-JPA-IPR Project	\$ 288	\$ 3,551	\$ -	\$ 3,551.40	\$ 3,263.10	\$ 288.30
121120	TWSD - Admin - COVID19	\$ 66	\$ -	\$ -	\$ -	\$ 715.52	\$ (715.52)
121710	TSD-WWW Woolsey Fire	\$ -	\$ -	\$ -	\$ -	\$ 143.75	\$ (143.75)
122100	TSD-PW Customer Service	\$ 34,056	\$ 360,201	\$ -	\$ 360,200.70	\$ 349,077.52	\$ 11,123.18
122101	TSD-OPWS: E-Bill Implemenation	\$ -	\$ -	\$ -	\$ -	\$ 2,019.78	\$ (2,019.78)
122501	TSD-PW-Admin-OP Water Conservation	\$ -	\$ 22,195	\$ -	\$ 22,195.00	\$ -	\$ 22,195.00
122710	TSD-PW Woolsey Fire	\$ -	\$ -	\$ -	\$ -	\$ 2,394.00	\$ (2,394.00)
123100	TSD-RW-Admin-Customer Service	\$ 1,601	\$ 68,975	\$ -	\$ 68,975.40	\$ 15,443.35	\$ 53,532.05
221200	TSD-WWW Maintenance	\$ 7,390	\$ 159,655	\$ -	\$ 159,655.00	\$ 131,049.56	\$ 28,605.44
221201	TSD-WWW-Maintenance Collection Sys	\$ 77,496	\$ 490,103	\$ -	\$ 490,102.75	\$ 544,972.96	\$ (54,870.21)
221202	TSD-N. Shore Tank Maint	\$ -	\$ 49,688	\$ -	\$ 49,688.00	\$ 41,715.01	\$ 7,972.99
221203	TSD-Manhole Rehab	\$ 9	\$ 326,772	\$ -	\$ 326,771.50	\$ 384,104.55	\$ (57,333.05)
221204	TSD-WWW Maintenance-Preventative	\$ 16,990	\$ 74,044	\$ -	\$ 74,044.00	\$ 21,620.68	\$ 52,423.32
221206	TSD-WWW-Maintenance SCADA	\$ 4,920	\$ 98,997	\$ -	\$ 98,997.00	\$ 105,383.80	\$ (6,386.80)
221207	TSD-Main - BCYN Collection System	\$ 264	\$ 115,078	\$ -	\$ 115,077.50	\$ 56,780.12	\$ 58,297.38
221208	TSD-BCYN- Maint - Preventative	\$ -	\$ 27,057	\$ -	\$ 27,057.00	\$ 22,205.50	\$ 4,851.50
221210	TSD - WW Maintenance - Fixture Counts	\$ 1,423	\$ -	\$ -	\$ -	\$ 24,196.33	\$ (24,196.33)
221300	TSD-Administration - Wastewater	\$ 84	\$ 35,940	\$ -	\$ 35,940.00	\$ 7,835.97	\$ 28,104.03
221301	TSD-Operations - Wastewater	\$ 9,679	\$ 90,577	\$ -	\$ 90,577.00	\$ 163,191.44	\$ (72,614.44)
221302	TSD-BCYN-Operations	\$ 1,686	\$ 13,826	\$ -	\$ 13,826.00	\$ 24,624.61	\$ (10,798.61)
221303	TSD-BCYN-Operations-Admin	\$ 43	\$ 4,584	\$ -	\$ 4,584.00	\$ 627.93	\$ 3,956.07
221400	TSD-Engineering - Projects	\$ 5,992	\$ 121,317	\$ -	\$ 121,317.00	\$ 17,220.81	\$ 104,096.19
221401	TSD-BCYN - Engineering	\$ 28	\$ 102,422	\$ -	\$ 102,422.00	\$ 121,903.77	\$ (19,481.77)
221410	TSD-WWW-Eng-Polo LS New Contrl Cabinet	\$ 84	\$ 38,624	\$ -	\$ 38,624.00	\$ 31,359.27	\$ 7,264.73
221411	TSD-WWW-Eng-BC Communication & Controls	\$ -	\$ 37,080	\$ -	\$ 37,080.00	\$ 9,941.85	\$ 27,138.15

**TRIUNFO WATER & SANITATION DISTRICT**  
**Budget vs. Actual Analysis by Work Order**  
 Year-to-Date as of May 31, 2021

TSD TRIUNFO SANITATION DISTRICT

11

Work Order	Description	Current Month		Budget		Adjusted Budget	Actual Expense	Budget Remaining
		May	Budget	Adjustments	Budget			
221414	TSD-WWW - Lake Sherwood VGGSS	\$ -	\$ -	\$ -	\$ -	\$ -	\$ 523.50	\$ (523.50)
221415	TSD-Lakeside Lift Station Rehab	\$ -	\$ 122,238	\$ -	\$ -	\$ 122,238.00	\$ 53,160.38	\$ 69,077.62
221500	TSD-WWW - EPG - SSMP	\$ -	\$ 15,568	\$ -	\$ -	\$ 15,568.00	\$ -	\$ 15,568.00
221501	TSD-WWW-EPG-Source Control	\$ 906	\$ 106,190	\$ -	\$ -	\$ 106,190.00	\$ 35,190.28	\$ 70,999.72
221701	WW-POLO LIFT STATION	\$ -	\$ -	\$ -	\$ -	\$ -	\$ 1,810.50	\$ (1,810.50)
221710	TSD-WWW Woolsey Fire	\$ -	\$ -	\$ -	\$ -	\$ -	\$ 393.00	\$ (393.00)
222200	TSD-PW - Maintenance	\$ 11,672	\$ 85,760	\$ -	\$ -	\$ 85,760.00	\$ 97,343.55	\$ (11,583.55)
222201	TSD-PW-Maintenance Preventative	\$ 2,330	\$ 131,724	\$ -	\$ -	\$ 131,724.00	\$ 93,107.73	\$ 38,616.27
222202	TSD-PW-Maintenance SCADA/Elect	\$ 9,488	\$ 111,481	\$ -	\$ -	\$ 111,481.00	\$ 122,480.79	\$ (10,999.79)
222203	TSD-PW-Main-Coatings & Linings	\$ 1,942	\$ 27,984	\$ -	\$ -	\$ 27,984.00	\$ 9,697.02	\$ 18,286.98
222301	TSD-Operations - PW Sys Repairs	\$ 3,317	\$ 251,048	\$ -	\$ -	\$ 251,048.00	\$ 221,292.73	\$ 29,755.27
222304	TSD-PW-Oper-Anode Checks/Leak Det	\$ 1,899	\$ 45,645	\$ -	\$ -	\$ 45,645.00	\$ 9,242.50	\$ 36,402.50
222305	TSD-PW-Operations Meter Replacemnt	\$ 1,020	\$ 30,433	\$ -	\$ -	\$ 30,433.00	\$ 22,603.12	\$ 7,829.88
222307	TSD-PW-Operations - Meter Readings	\$ 1,250	\$ 37,320	\$ -	\$ -	\$ 37,320.00	\$ 24,835.65	\$ 12,484.35
222400	TSD-PW-Engineering Projects	\$ 1,231	\$ 133,035	\$ -	\$ -	\$ 133,035.00	\$ 6,383.55	\$ 126,651.45
222414	TSD- PW - Eng - Savoy Tank Coating Rehab	\$ 3,624	\$ 20,381	\$ -	\$ -	\$ 20,381.00	\$ 24,639.37	\$ (4,258.37)
222415	TSD- PW - Eng - Savoy Tank Coating Rehab	\$ 6,786	\$ 51,846	\$ -	\$ -	\$ 51,846.00	\$ 42,316.73	\$ 9,529.27
222500	TSD-PW-Environmental Programs	\$ 10,745	\$ 67,247	\$ -	\$ -	\$ 67,247.00	\$ 71,827.67	\$ (4,580.67)
222501	TSD-PW-EPG-OP Water Conservation	\$ 4,450	\$ 29,315	\$ -	\$ -	\$ 29,315.00	\$ 40,740.50	\$ (11,425.50)
223200	TSD-RW-Maintenance	\$ 1,426	\$ 69,737	\$ -	\$ -	\$ 69,737.00	\$ 63,135.75	\$ 6,601.25
223400	TSD-RW-Engineering	\$ -	\$ -	\$ -	\$ -	\$ -	\$ 656.25	\$ (656.25)
221201E	TSD-WWW-Collection Sys Call-out Emr	\$ -	\$ 12,030	\$ -	\$ -	\$ 12,030.00	\$ 1,477.00	\$ 10,553.00
221202E	TSD-N. Shore Tank Maint-Emergency	\$ -	\$ 1,872	\$ -	\$ -	\$ 1,872.00	\$ 2,700.00	\$ (828.00)
221301E	TSD-WWW-Ops Emergency Call-Outs	\$ -	\$ 2,340	\$ -	\$ -	\$ 2,340.00	\$ 1,872.00	\$ 468.00
221302E	Triunfo Sanitation District - BCYN - Operations - Emergency	\$ -	\$ -	\$ -	\$ -	\$ -	\$ 468.00	\$ (468.00)
222300E	TSD-PW-Operations Call-out	\$ -	\$ 12,030	\$ -	\$ -	\$ 12,030.00	\$ 3,172.50	\$ 8,857.50
222301E	TSD-PW-Oper Sys Rpr Emer Call-Out	\$ -	\$ -	\$ -	\$ -	\$ -	\$ 7,053.70	\$ (7,053.70)
222302E	TSD-PW-Cust Srv Emerg Call-outs	\$ 1,620	\$ 8,421	\$ -	\$ -	\$ 8,421.00	\$ 17,280.00	\$ (8,859.00)
223300E	TSD-RW-Oper Emergency Call-out	\$ 203	\$ 3,617	\$ -	\$ -	\$ 3,617.00	\$ 1,012.50	\$ 2,604.50
<b>TOTALS</b>		<b>\$ 354,466</b>	<b>\$ 5,039,153</b>	<b>\$0</b>	<b>\$ 5,039,152.70</b>	<b>\$ 4,466,479.76</b>	<b>\$ 572,672.94</b>	

**TRIUNFO WATER & SANITATION DISTRICT**  
**Costs by Type - Monthly**  
**Year-to-Date as of May 31, 2021**

Company TSD

Row Labels	Labor	Equipment	Material	Subcontractor	Other	Totals
<b>7/28/2020</b>						
ADMIN	\$ 59,977	\$ -	\$ 121	\$ 1,369	\$ 5,055	\$ 66,521
BELL CYN	\$ 5,867	\$ 1,871	\$ 107	\$ 6,950	\$ -	\$ 14,794
POTABLE	\$ 167,041	\$ 11,682	\$ 12,467	\$ 104,570	\$ 5,179	\$ 300,940
RECYCLED	\$ 20,675	\$ 1,334	\$ 581	\$ -	\$ 493	\$ 23,082
WASTEWATER	\$ 126,403	\$ 55,922	\$ 18,935	\$ 4,212	\$ 1,814	\$ 207,286
<b>7/28/2020 Total</b>	<b>\$ 379,963</b>	<b>\$ 70,808</b>	<b>\$ 32,211</b>	<b>\$ 117,100</b>	<b>\$ 12,541</b>	<b>\$ 612,623</b>
<b>8/31/2020</b>						
ADMIN	\$ 44,725	\$ -	\$ 346	\$ 17,239	\$ 6,759	\$ 69,069
BELL CYN	\$ 5,258	\$ 1,520	\$ 9	\$ -	\$ -	\$ 6,786
POTABLE	\$ 110,786	\$ 2,453	\$ 9,551	\$ 13,035	\$ 5,466	\$ 141,291
RECYCLED	\$ 9,085	\$ 498	\$ 6,457	\$ 4,031	\$ 499	\$ 20,570
WASTEWATER	\$ 83,056	\$ 23,484	\$ 8,076	\$ -	\$ 10,701	\$ 125,316
<b>8/31/2020 Total</b>	<b>\$ 252,909</b>	<b>\$ 27,954</b>	<b>\$ 24,439</b>	<b>\$ 34,304</b>	<b>\$ 23,426</b>	<b>\$ 363,032</b>
<b>9/30/2020</b>						
ADMIN	\$ 43,115	\$ -	\$ 1,523	\$ -	\$ 6,731	\$ 51,369
BELL CYN	\$ 4,763	\$ 2,213	\$ 69	\$ -	\$ -	\$ 7,045
POTABLE	\$ 114,588	\$ 7,943	\$ 11,610	\$ 30,924	\$ 8,760	\$ 173,825
RECYCLED	\$ 7,367	\$ 434	\$ 649	\$ -	\$ 501	\$ 8,951
WASTEWATER	\$ 91,162	\$ 25,269	\$ 8,680	\$ -	\$ 10,379	\$ 135,489
<b>9/30/2020 Total</b>	<b>\$ 260,995</b>	<b>\$ 35,858</b>	<b>\$ 22,531</b>	<b>\$ 30,924</b>	<b>\$ 26,370</b>	<b>\$ 376,678</b>
<b>10/31/2020</b>						
ADMIN	\$ 38,238	\$ -	\$ 404	\$ 1,150	\$ 5,232	\$ 45,024
BELL CYN	\$ 7,590	\$ 2,996	\$ 69	\$ -	\$ 226	\$ 10,881
POTABLE	\$ 123,401	\$ 7,290	\$ 29,805	\$ 8,879	\$ 6,625	\$ 176,001
RECYCLED	\$ 7,394	\$ 743	\$ 3,517	\$ -	\$ 782	\$ 12,435
WASTEWATER	\$ 96,929	\$ 26,708	\$ 3,237	\$ -	\$ 16,945	\$ 143,819
<b>10/31/2020 Total</b>	<b>\$ 273,551</b>	<b>\$ 37,736</b>	<b>\$ 37,032</b>	<b>\$ 10,029</b>	<b>\$ 29,810</b>	<b>\$ 388,159</b>
<b>11/30/2020</b>						
ADMIN	\$ 37,110	\$ -	\$ 308	\$ -	\$ 5,254	\$ 42,671
BELL CYN	\$ 9,076	\$ 2,465	\$ -	\$ -	\$ 1	\$ 11,541
POTABLE	\$ 117,196	\$ 6,709	\$ 9,861	\$ -	\$ 1,405	\$ 135,171
RECYCLED	\$ 4,351	\$ 318	\$ 1,936	\$ -	\$ 651	\$ 7,256
WASTEWATER	\$ 95,754	\$ 19,639	\$ 2,654	\$ -	\$ 2,213	\$ 120,260
<b>11/30/2020 Total</b>	<b>\$ 263,486</b>	<b>\$ 29,130</b>	<b>\$ 14,759</b>	<b>\$ -</b>	<b>\$ 9,523</b>	<b>\$ 316,899</b>
<b>12/31/2020</b>						
ADMIN	\$ 37,684	\$ -	\$ 973	\$ 1,150	\$ 6,373	\$ 46,180
BELL CYN	\$ 9,349	\$ 2,549	\$ 120	\$ -	\$ 1	\$ 12,018
POTABLE	\$ 92,777	\$ 5,543	\$ 4,934	\$ -	\$ 1,404	\$ 104,658
RECYCLED	\$ 5,644	\$ 89	\$ -	\$ -	\$ 651	\$ 6,384
WASTEWATER	\$ 105,977	\$ 21,799	\$ 5,671	\$ -	\$ 1,840	\$ 135,287
<b>12/31/2020 Total</b>	<b>\$ 251,431</b>	<b>\$ 29,978</b>	<b>\$ 11,698</b>	<b>\$ 1,150</b>	<b>\$ 10,269</b>	<b>\$ 304,526</b>
<b>1/31/2021</b>						
ADMIN	\$ 52,647	\$ -	\$ 488	\$ -	\$ 6,220	\$ 59,356
BELL CYN	\$ 16,892	\$ 5,873	\$ 35	\$ -	\$ 1	\$ 22,800
POTABLE	\$ 151,502	\$ 7,788	\$ 1,762	\$ 52,611	\$ 9,671	\$ 223,333
RECYCLED	\$ 9,579	\$ 824	\$ 4,302	\$ -	\$ 913	\$ 15,618
WASTEWATER	\$ 135,906	\$ 37,707	\$ 28,525	\$ -	\$ 1,840	\$ 203,978
<b>1/31/2021 Total</b>	<b>\$ 366,525</b>	<b>\$ 52,192</b>	<b>\$ 35,112</b>	<b>\$ 52,611</b>	<b>\$ 18,645</b>	<b>\$ 525,085</b>
<b>2/28/2021</b>						
ADMIN	\$ 34,340	\$ -	\$ 411	\$ 1,502	\$ 6,154	\$ 42,408
BELL CYN	\$ 5,013	\$ 1,988	\$ -	\$ 103,343	\$ -	\$ 110,344
POTABLE	\$ 99,238	\$ 7,253	\$ 12,526	\$ 28,999	\$ 8,424	\$ 156,439
RECYCLED	\$ 7,799	\$ 480	\$ 3,903	\$ -	\$ 262	\$ 12,444
WASTEWATER	\$ 126,477	\$ 40,881	\$ 12,388	\$ -	\$ 2,254	\$ 182,000
<b>2/28/2021 Total</b>	<b>\$ 272,867</b>	<b>\$ 50,601</b>	<b>\$ 29,228</b>	<b>\$ 133,844</b>	<b>\$ 17,095</b>	<b>\$ 503,634</b>
<b>3/31/2021</b>						
ADMIN	\$ 49,241	\$ -	\$ 341	\$ 575	\$ 5,404	\$ 55,561
BELL CYN	\$ 12,185	\$ 2,906	\$ 1,801	\$ -	\$ -	\$ 16,892
POTABLE	\$ 129,123	\$ 10,799	\$ 4,440	\$ 8,866	\$ 12,489	\$ 165,716
RECYCLED	\$ 5,655	\$ 557	\$ 376	\$ 797	\$ 913	\$ 8,297
WASTEWATER	\$ 84,103	\$ 25,826	\$ 946	\$ -	\$ 288	\$ 111,163
<b>3/31/2021 Total</b>	<b>\$ 280,306</b>	<b>\$ 40,086</b>	<b>\$ 7,905</b>	<b>\$ 10,239</b>	<b>\$ 19,094</b>	<b>\$ 357,629</b>
<b>4/30/2021</b>						
ADMIN	\$ 53,367	\$ -	\$ 918	\$ 345	\$ 5,069	\$ 59,699



**TRIUNFO WATER & SANITATION DISTRICT**

**Costs by Type - Monthly**

**Year-to-Date as of May 31, 2021**




BELL CYN	\$	8,972	\$	2,015	\$	35	\$	-	\$	1	\$	11,022
POTABLE	\$	146,222	\$	11,055	\$	9,957	\$	2,814	\$	1,404	\$	171,451
RECYCLED	\$	3,825	\$	272	\$	80	\$	-	\$	651	\$	4,828
WASTEWATER	\$	75,166	\$	23,750	\$	15,498	\$	-	\$	2,335	\$	116,748
<b>4/30/2021 Total</b>	<b>\$</b>	<b>287,551</b>	<b>\$</b>	<b>37,091</b>	<b>\$</b>	<b>26,487</b>	<b>\$</b>	<b>3,159</b>	<b>\$</b>	<b>9,460</b>	<b>\$</b>	<b>363,748</b>
<b>5/31/2021</b>												
ADMIN	\$	54,120	\$	-	\$	364	\$	1,725	\$	8,669	\$	64,877
BELL CYN	\$	1,498	\$	488	\$	35	\$	-	\$	1	\$	2,020
POTABLE	\$	125,207	\$	7,833	\$	10,745	\$	1,231	\$	9,568	\$	154,584
RECYCLED	\$	4,487	\$	122	\$	160	\$	-	\$	913	\$	5,682
WASTEWATER	\$	81,272	\$	32,272	\$	6,261	\$	5,166	\$	2,332	\$	127,303
<b>5/31/2021 Total</b>	<b>\$</b>	<b>266,583</b>	<b>\$</b>	<b>40,714</b>	<b>\$</b>	<b>17,565</b>	<b>\$</b>	<b>8,122</b>	<b>\$</b>	<b>21,483</b>	<b>\$</b>	<b>354,466</b>
<b>Grand Total</b>	<b>\$</b>	<b>3,156,166</b>	<b>\$</b>	<b>452,148</b>	<b>\$</b>	<b>258,967</b>	<b>\$</b>	<b>401,482</b>	<b>\$</b>	<b>197,717</b>	<b>\$</b>	<b>4,466,480</b>

DEBRA WEST

# Invoice

30463 KINGS VALLEY DRIVE  
CONIFER, COLORADO 80433

DATE	INVOICE #
6/1/2021	3878

APPROVED FOR PAYMENT			
P.O. 128			
45	270	52080	121101
FUND	DEPT	EXPENSE	WORK ORDER
EXPENSE CODE VERIFICATION			ACCT USE ONLY
 SIGNATURE & DATE 6/1/21			
AUTHORIZATION FOR PAYMENT			
 SIGNATURE & DATE			

BILL TO
Triunfo Water & Sanitation District 1001 Partridge Dr., Suite 150 Ventura, CA 93003-0704

DESCRIPTION	HOURS	AMOUNT
Provide training, support, and assistance to core management on sewer related customer service, recordkeeping, and accounting.  Tasks worked on during the month of May 2021 include: Responding to customer requests through emails and calls; processing tenant improvement applications, Will Serve/Sewer Availability requests, Tenant improvement and Will Serve billing, BC Ext Refund prep and audit sewer and Project Completion Deposit refunds; processing Woolsey fire Will Serve requests, fire prevention forms, and refund process; ADU's, tax roll prep and providing assistance as requested my management General TWSD - \$3,266.25 Woolsey Fire - \$16.25	50.5	3,282.50

<b>Total</b>	<b>\$3,282.50</b>
--------------	-------------------