
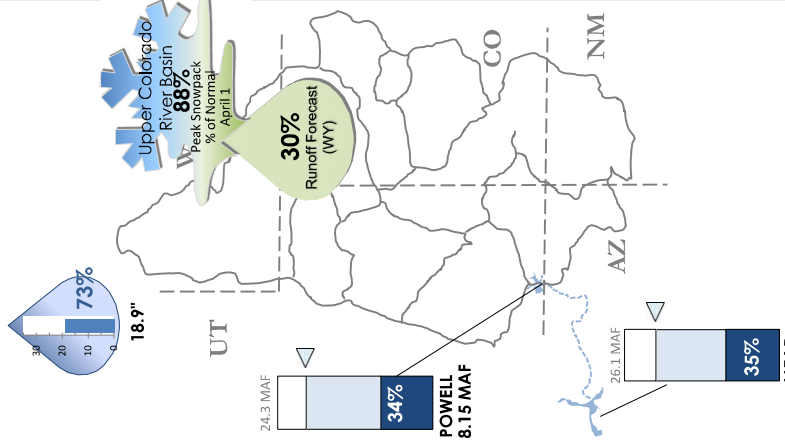


Water Supply Conditions Report

As of: 07/12/2021

2021 Colorado River

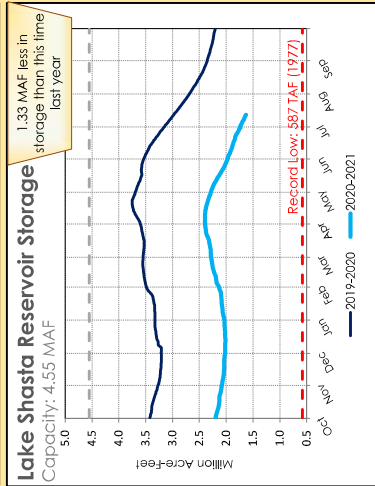
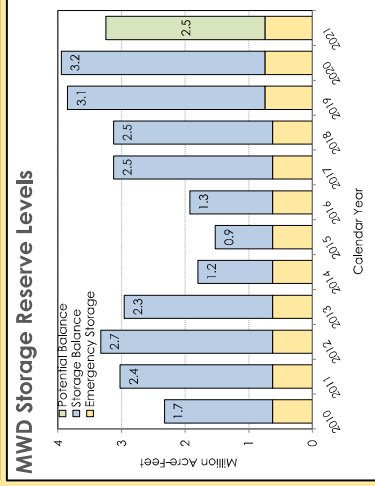
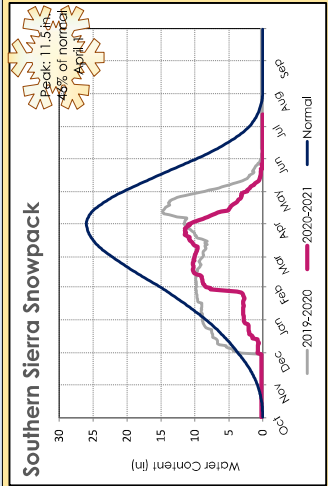
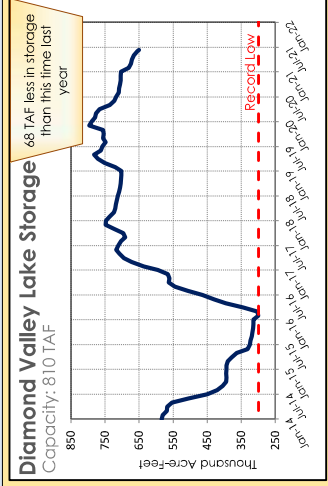
1,083,000 AF
Projected CRA Diversions



Flip Over for SWP Data

Highlights

- Precipitation at the 8 Station Index is at 46% of normal
- Water Year runoff forecast for the Sacramento River is at 38% of normal
- Precipitation in the Upper Colorado is at 73% of normal
- Water Year runoff forecast for Lake Powell is forecasted at 30% of normal



This report is produced by the Water Resource Management Group and contains information from various federal, state, and local agencies. The accuracy or completeness of this information cannot be guaranteed. Readers should refer to the relevant state, federal, and local agencies for additional or the most up-to-date water supply information. Reservoirs, lakes, aqueeducts, maps, watershed, and all other visual representations on this report are not drawn to scale.

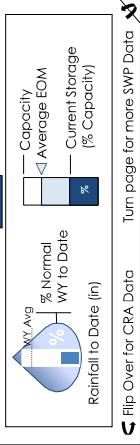
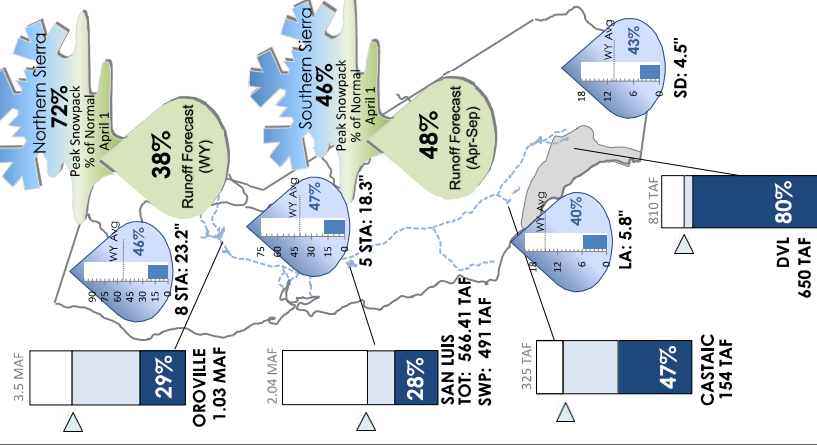
<http://www.mwdinfo.com/WSCR>
Email: mferreira@mwdinfo.com

Water Supply Conditions Report

As of: 07/12/2021

2021 SWP Allocation

95,575 AF
5% of Table A



Flip Over for CRA Data

Turn page for more SWP Data

