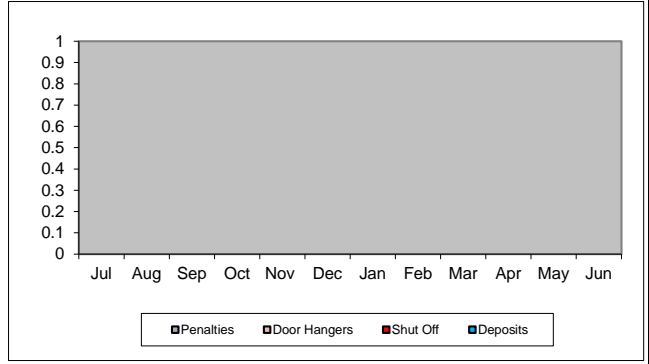


**TRIUNFO WATER & SANITATION DISTRICT STATISTICS
FY 20-21**

PENALTIES AND FEES ASSESSED

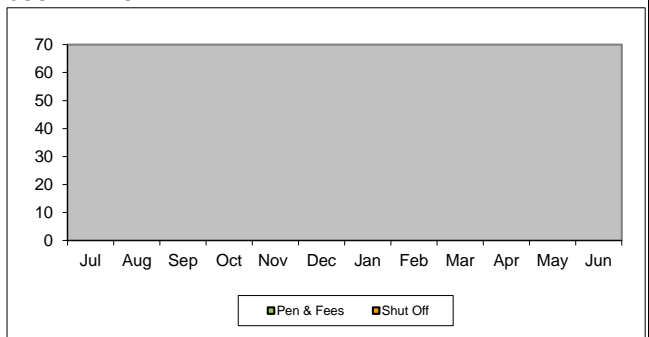
Month	Penalties	Door Hangers	Shut Off	Deposits
Jul	*427	0	0	0
Aug				
Sep				
Oct				
Nov				
Dec				
Jan				
Feb				
Mar				
Apr				
May				
Jun				



*Penalties were calculated for reporting but not charged to customer accounts.

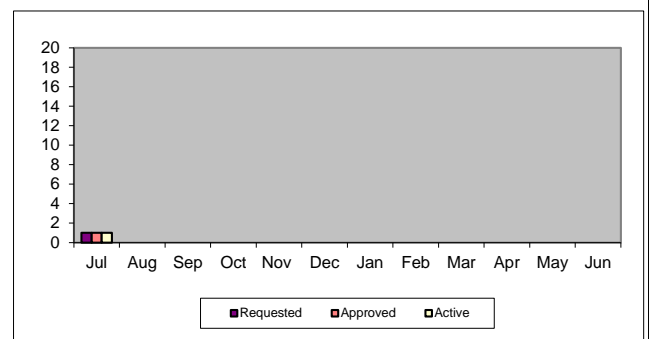
REQUESTS FOR BILLING ADJUSTMENTS

Month	Pen & Fees	Shut Off	Approved	Disapproved
Jul	0	0		0
Aug				
Sep				
Oct				
Nov				
Dec				
Jan				
Feb				
Mar				
Apr				
May				
Jun				



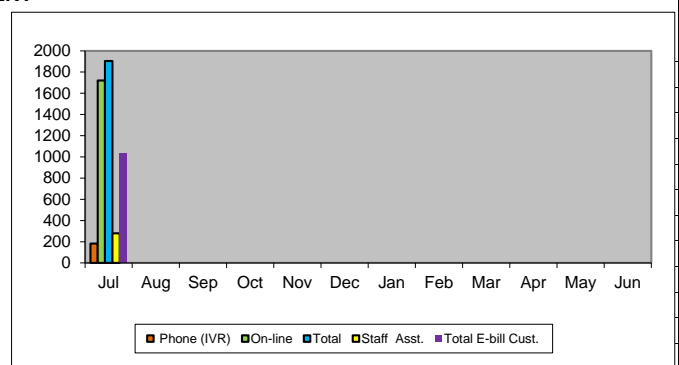
REQUESTS FOR PAYMENT EXTENSION

Month	Requested	Approved	Active
Jul	1	1	1
Aug			
Sep			
Oct			
Nov			
Dec			
Jan			
Feb			
Mar			
Apr			
May			
Jun			



PAYMENTS ON-LINE PAYMENT

Month	Phone (IVR)	On-line	Total	Staff Asst.	Total E-bill Cust.
Jul	182	1722	1,904	280	1031
Aug					
Sep					
Oct					
Nov					
Dec					
Jan					
Feb					
Mar					
Apr					
May					
Jun					



This page is intentionally blank