



TRIUNFO SANITATION DISTRICT

A PUBLIC AGENCY

Board of Directors

Janna Orkney, Chair

Susan Pan, Vice Chair

Leon Shapiro, Director

Raymond Tjulander, Director

James Wall, Director

Providing Outstanding Service Since 1963

November 26, 2018

Board of Directors
Triunfo Sanitation District
Ventura County, California

INVESTMENT REPORT – OCTOBER 2018

Summary

The attached report shows cash and investment holdings of the District at October 31, 2018. The District's policy is that the report be provided within 30 days of the close of the month. The balance of the portfolio, at cost, was \$12,558,310 on October 31, a \$59,790 decrease compared to September 2018. This net decrease is a result of funding operations. Interest earnings for the month were accrued at \$22,441 and fiscal year to date at \$87,689.

The Treasurer manages all District investments. All District investment holdings are in compliance with the investment policy approved by the Board of Directors in January 2018. The investments of the District provide sufficient cash flow liquidity to meet the next six month's estimated expenses.

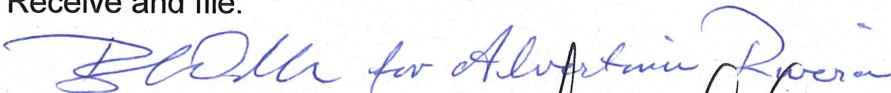
If you have any questions or need additional information, please contact me at (805) 658-4646 or via email at tinarivera@vrzd.com.

Fiscal Impact


None.

Recommendation

Receive and file.


ALVERTINA RIVERA – DIRECTOR OF FINANCE

REVIEWED AND APPROVED:

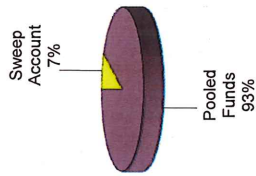

Mark Norris – General Manager

Attachment: October 2018 Investment Report

This page is intentionally blank

**TRIUNFO SANITATION DISTRICT
INVESTMENT REPORT
FOR THE MONTH ENDED OCTOBER 31, 2018**

Distribution of Funds at Cost



	Value at Cost			Interest Earned**	
	Balance 09/30/18	Change in Value 10/31/18	Balance 10/31/18	Oct-18	Fiscal Year-to-Date
SUMMARY					
A. Sweep Account	\$ 980,231	\$ (63,214)	\$ 917,017	\$ -	\$ -
B. Pooled Funds	11,637,868	3,425	11,641,293	22,441	87,689
	\$ 12,618,100	\$ (59,790)	\$ 12,558,310	\$ 22,441	\$ 87,689

	Balance 09/30/18	Net Deposits/ (Withdrawals)	Interest Received	Balance 10/31/18	Yield	Market Value
A. SWEEP ACCOUNT						
City National Bank	\$ 980,231.47	\$ (63,214.43)		\$ 917,017.04	0.30%	\$ 917,017.04
B. POOLED FUNDS						
Local Agency Investment Fund	630,282.56	-	3,424.55	633,707.11	2.063%	633,707.11
Ventura County Pool	11,007,585.93	-	-	11,007,585.93	2.195%	11,007,585.93
	\$ 11,637,868.49	\$ -	\$ 3,424.55	\$ 11,641,293.04		\$ 11,641,293.04
TOTAL				<u>\$ 12,558,310.08</u>		<u>\$ 12,558,310.08</u>

INTEREST EARNED ON A MONTHLY BASIS

Month	Jan - Jun	Jul	Aug	Sep	Oct	Nov	Dec
Interest Earned	\$90,302	\$ 21,676	\$ 21,918	\$ 21,653	\$ 22,441	\$ -	\$ -

This page is intentionally blank