

# TRIUNFO WATER & SANITATION DISTRICT

November 30, 2021

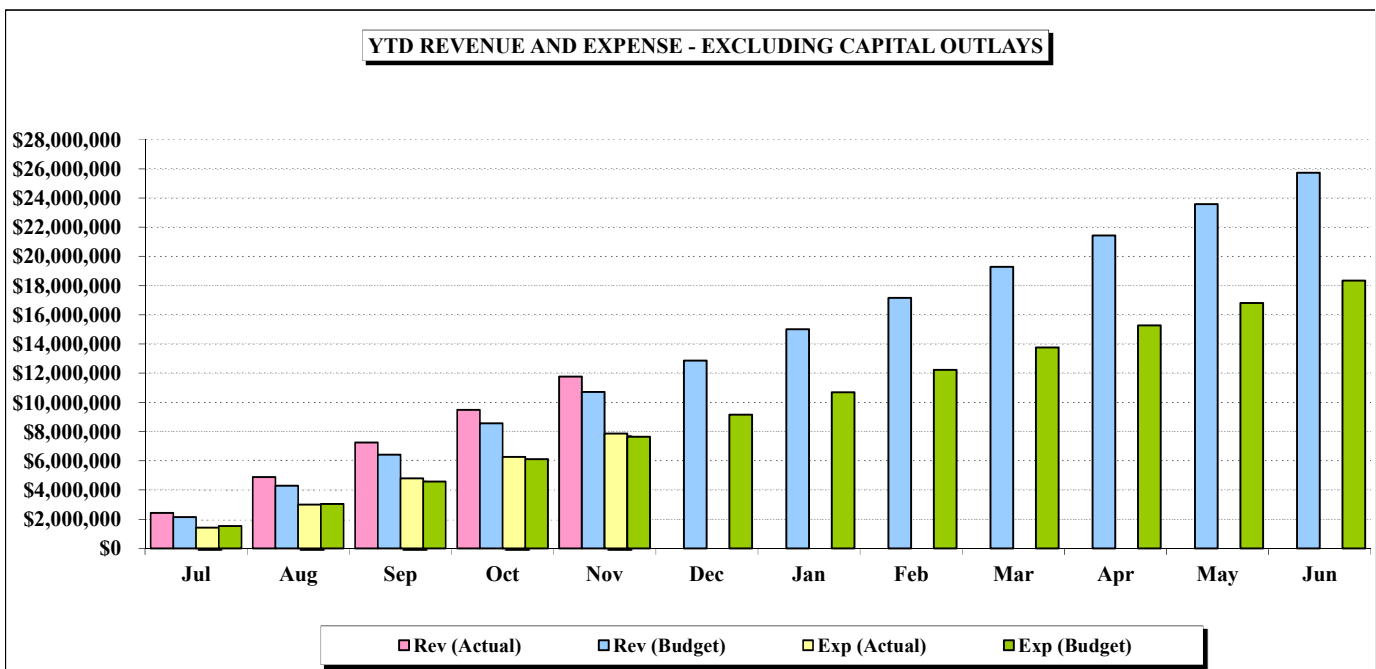
41.7%

## REVENUE AND EXPENSE REPORT

<u>Revenue:</u>	<u>Adjusted Budget</u>	<u>Curent Period</u>	<u>Fiscal Year to Date</u>	<u>Unrealized Revenue</u>	<u>% Realized</u>
Sanitation Fees	\$ 12,526,678	\$ 1,303,079	\$ 5,479,580	\$ 7,047,098	43.7%
Connection Fees Triunfo	159,390	4,496	40,142	119,248	25.2%
Recycled Water	3,005,604	155,266	1,339,542	1,666,062	44.6%
Potable Water	7,273,663	589,479	3,726,212	3,547,451	51.2%
Water Meter Services	2,390,866	204,751	1,020,043	1,370,823	42.7%
Interest Income	33,075	3,060	19,167	13,908	58.0%
Revenue - Surcharges	-	-	-	-	-
Revenue - Violations	-	2,760	6,460	(6,460)	-
Other Services & Fees	336,230	29,744	142,795	193,434	42.5%
<b>Total Revenue</b>	<b>\$ 25,725,506</b>	<b>\$ 2,292,635</b>	<b>\$ 11,773,942</b>	<b>\$ 13,951,564</b>	<b>45.8%</b>

<u>Expenses:</u>	<u>Adjusted Budget</u>	<u>Curent Period</u>	<u>Fiscal Year to Date</u>	<u>Available Budget</u>	<u>% Committed</u>
Wastewater Treatment	\$ 5,192,000	\$ 646,350	\$ 2,377,016	2,814,984	45.8%
Potable Water Purch.	3,641,762	289,674	1,704,816	1,936,946	46.8%
Recycled Water Purch.	679,082	96,208	386,600	292,482	56.9%
VRSD (Administration)	105,852	10,396	61,347	44,505	58.0%
VRSD (Operations)	4,110,883	222,189	1,384,541	2,726,342	33.7%
Professional Services	311,793	28,964	87,011	224,783	27.9%
Depreciation/Amortization	1,439,723	117,181	585,906	853,816	40.7%
Overhead cost allocation	-	-	-	-	-
Joint Venture spending	-	-	-	-	-
Debt service	534,374	-	298,533	235,841	55.9%
Permits, fees, & other	278,230	8,997	98,985	179,246	35.6%
Employee salaries & benefits	1,411,518	107,703	513,373	898,145	36.4%
Board member fees	66,335	-	14,877	51,458	22.4%
General & Administrative	566,263	41,936	235,559	330,704	41.6%
Outside Contractor Services	-	-	-	-	-
<b>Total Expenses</b>	<b>\$ 18,337,815</b>	<b>\$ 1,569,597</b>	<b>\$ 7,748,563</b>	<b>\$ 10,589,252</b>	<b>42.3%</b>
<b>Net Income/(Loss) before Capital</b>	<b>\$ 7,387,691</b>	<b>\$ 723,038</b>	<b>\$ 4,025,379</b>	<b>\$ 3,362,312</b>	<b>54.5%</b>
<b>Capital Outlays</b>	<b>(4,404,795)</b>	<b>-</b>	<b>(40,965)</b>	<b>(4,363,830)</b>	<b>0.9%</b>
Reverse Depreciation Exp	1,439,723	117,181	585,906	853,816	40.7%
Less: Principal Payments	(1,029,000)	-	(364,000)	(665,000)	35.4%
<b>Increase/(Decrease) to Reserves</b>	<b>\$ 3,393,618</b>	<b>\$ 840,219</b>	<b>\$ 4,206,320</b>	<b>\$ (812,702)</b>	<b>123.9%</b>



# TRIUNFO WATER & SANITATION DISTRICT

November 30, 2021

41.7%

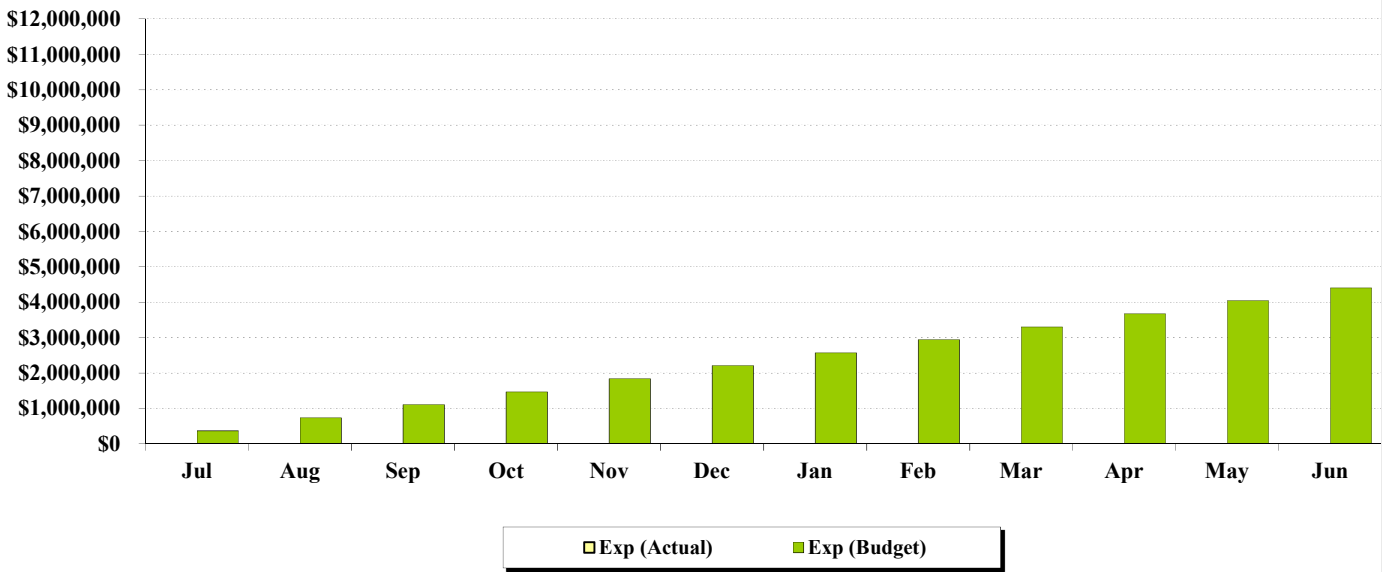
## REVENUE AND EXPENSE REPORT - CAPITAL OUTLAYS

<b>Revenue:</b>	<b>Adjusted Budget</b>	<b>Curent Period</b>	<b>Fiscal Year to Date</b>	<b>Unrealized Revenue</b>	<b>% Realized</b>
Sanitation Fees	\$ -	\$ -	\$ -	\$ -	-
Connection Fees Triunfo	-	-	-	-	-
Recycled Water	-	-	-	-	-
Potable Water	-	-	-	-	-
Water Meter Services	-	-	-	-	-
Interest Income	-	-	-	-	-
Revenue - Surcharges	-	-	-	-	-
Revenue - Violations	-	-	-	-	-
Other Services & Fees	-	-	-	-	-
<b>Total Revenue</b>	<b>\$ -</b>	<b>\$ -</b>	<b>\$ -</b>	<b>\$ -</b>	<b>-</b>

<b>Expenses:</b>	<b>Adjusted Budget</b>	<b>Curent Period</b>	<b>Fiscal Year to Date</b>	<b>Available Budget</b>	<b>% Committed</b>
Wastewater Treatment	\$ -	\$ -	\$ -	\$ -	-
Potable Water Purch.	-	-	-	-	-
Recycled Water Purch.	-	-	-	-	-
VRSD (Administration)	-	-	-	-	-
VRSD (Operations)	-	-	-	-	-
Professional Services	-	-	-	-	-
Depreciation/Amortization	-	-	-	-	-
Overhead cost allocation	-	-	-	-	-
Joint Venture spending	3,249,170	-	-	3,249,170	0.0%
Debt service	-	-	-	-	-
Permits, fees, & other	-	-	-	-	-
Employee salaries & benefits	-	-	-	-	-
Board member fees	-	-	-	-	-
General & Administrative	-	-	-	-	-
Outside Contractor Services	1,155,625	-	40,965	1,114,660	3.5%
<b>Total Expenses</b>	<b>\$ 4,404,795</b>	<b>\$ -</b>	<b>\$ 40,965</b>	<b>\$ 4,363,830</b>	<b>0.9%</b>
<b>Increase/(Decrease) to Reserves</b>	<b>\$ (4,404,795)</b>	<b>\$ -</b>	<b>\$ (40,965)</b>	<b>\$ (4,363,830)</b>	<b>0.9%</b>

### YTD REVENUE AND EXPENSE - CAPITAL OUTLAYS



**TRIUNFO WATER & SANITATION DISTRICT**

**November 30, 2021**

41.7%

**REVENUE AND EXPENSE REPORT - CENTRAL ADMINISTRATION**

<b>Revenue:</b>	<b>Adjusted Budget</b>	<b>Curent Period</b>	<b>Fiscal Year to Date</b>	<b>Unrealized Revenue</b>	<b>% Realized</b>
Sanitation Fees	\$ -	\$ -	\$ -	\$ -	-
Connection Fees Triunfo	-	-	-	-	-
Recycled Water	-	-	-	-	-
Potable Water	-	-	-	-	-
Water Meter Services	-	-	-	-	-
Interest Income	-	-	-	-	-
Revenue - Surcharges	-	-	-	-	-
Revenue - Violations	-	-	-	-	-
Other Services & Fees	-	-	18	(18)	-
<b>Total Revenue</b>	<b>\$ -</b>	<b>\$ -</b>	<b>\$ 18</b>	<b>\$ (18)</b>	<b>-</b>
<b>Expenses:</b>	<b>Adjusted Budget</b>	<b>Curent Period</b>	<b>Fiscal Year to Date</b>	<b>Available Budget</b>	<b>% Committed</b>
Wastewater Treatment	\$ -	\$ -	\$ -	\$ -	-
Potable Water Purch.	-	-	-	-	-
Recycled Water Purch.	-	-	-	-	-
VRSD (Administration)	105,852	10,396	61,347	44,505	58.0%
VRSD (Operations)	-	-	-	-	-
Professional Services	260,043	27,659	75,465	184,579	29.0%
Depreciation/Amortization	-	-	-	-	-
Overhead cost allocation	(2,044,932)	(170,411)	(852,055)	(1,192,877)	41.7%
Joint Venture spending	-	-	-	-	-
Debt service	-	-	-	-	-
Permits, fees, & other	14,423	-	13,277	1,146	92.1%
Employee salaries & benefits	1,411,518	107,703	513,373	898,145	36.4%
Board member fees	65,417	-	14,877	50,540	22.7%
General & Administrative	187,679	14,637	64,179	123,500	34.2%
Outside Contractor Services	-	-	-	-	-
<b>Total Expenses</b>	<b>\$ (0)</b>	<b>\$ (10,016)</b>	<b>\$ (109,538)</b>	<b>\$ 109,538</b>	<b>0.0%</b>
<b>Net Income/(Loss) before Capital</b>	<b>\$ 0</b>	<b>\$ 10,016</b>	<b>\$ 109,556</b>	<b>\$ (109,555)</b>	<b>0.0%</b>
<b>Capital Outlays</b>	<b>-</b>	<b>-</b>	<b>(40,965)</b>	<b>40,965</b>	<b>-</b>
Reverse Depreciation Exp	-	-	-	-	-
Less: Principal Payments	-	-	-	-	-
<b>Increase/(Decrease) to Reserves</b>	<b>\$ 0</b>	<b>\$ 10,016</b>	<b>\$ 68,591</b>	<b>\$ (68,591)</b>	<b>0.0%</b>

# TRIUNFO WATER & SANITATION DISTRICT

November 30, 2021

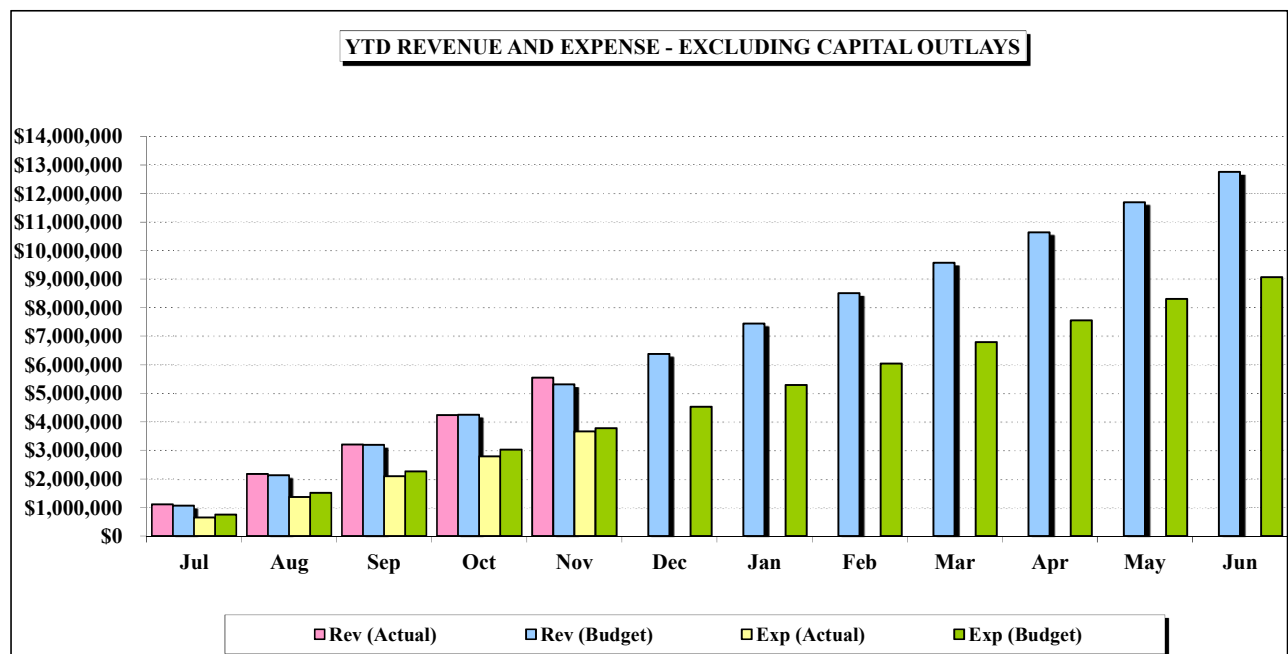
41.7%

## REVENUE AND EXPENSE REPORT - WASTEWATER

<u>Revenue:</u>	<u>Adjusted Budget</u>	<u>Curent Period</u>	<u>Fiscal Year to Date</u>	<u>Unrealized Revenue</u>	<u>% Realized</u>
Sanitation Fees	\$ 12,526,678	\$ 1,303,079	\$ 5,479,580	\$ 7,047,098	43.7%
Connection Fees Triunfo	159,390	4,496	40,142	119,248	25.2%
Recycled Water	-	-	-	-	-
Potable Water	-	-	-	-	-
Water Meter Services	-	-	-	-	-
Interest Income	20,250	2,947	18,497	1,754	91.3%
Revenue - Surcharges	-	-	-	-	-
Revenue - Violations	-	-	-	-	-
Other Services & Fees	53,186	3,400	12,435	40,750	23.4%
<b>Total Revenue</b>	<b>\$ 12,759,504</b>	<b>\$ 1,313,922</b>	<b>\$ 5,550,654</b>	<b>\$ 7,208,850</b>	<b>43.5%</b>

<u>Expenses:</u>	<u>Adjusted Budget</u>	<u>Curent Period</u>	<u>Fiscal Year to Date</u>	<u>Available Budget</u>	<u>% Committed</u>
Wastewater Treatment	\$ 5,192,000	\$ 646,350	\$ 2,377,016	\$ 2,814,984	45.8%
Potable Water Purch.	-	-	-	-	-
Recycled Water Purch.	-	-	-	-	-
VRSD (Administration)	-	-	-	-	-
VRSD (Operations)	2,192,342	110,606	642,789	1,549,553	29.3%
Professional Services	25,875	845	6,224	19,651	24.1%
Depreciation/Amortization	347,904	27,067	135,336	212,567	38.9%
Overhead cost allocation	1,022,466	85,206	426,028	596,439	41.7%
Joint Venture spending	-	-	-	-	-
Debt service	-	-	-	-	-
Permits, fees, & other	168,220	-	57,255	110,965	34.0%
Employee salaries & benefits	-	-	-	-	-
Board member fees	918	-	-	918	0.0%
General & Administrative	114,105	3,197	21,250	92,856	18.6%
Outside Contractor Services	-	-	-	-	-
<b>Total Expenses</b>	<b>\$ 9,063,829</b>	<b>\$ 873,270</b>	<b>\$ 3,665,897</b>	<b>\$ 5,397,932</b>	<b>40.4%</b>
<b>Net Income/(Loss) before Capital</b>	<b>\$ 3,695,674</b>	<b>\$ 440,652</b>	<b>\$ 1,884,757</b>	<b>\$ 1,810,917</b>	<b>51.0%</b>
<b>Capital Outlays</b>	<b>(4,249,170)</b>	<b>-</b>	<b>-</b>	<b>(4,249,170)</b>	<b>0.0%</b>
Reverse Depreciation Exp	347,904	27,067	135,336	212,567	38.9%
Less: Principal Payments	-	-	-	-	-
<b>Increase/(Decrease) to Reserves</b>	<b>\$ (205,592)</b>	<b>\$ 467,719</b>	<b>\$ 2,020,093</b>	<b>\$ (2,225,685)</b>	<b>-982.6%</b>



# TRIUNFO WATER & SANITATION DISTRICT

November 30, 2021

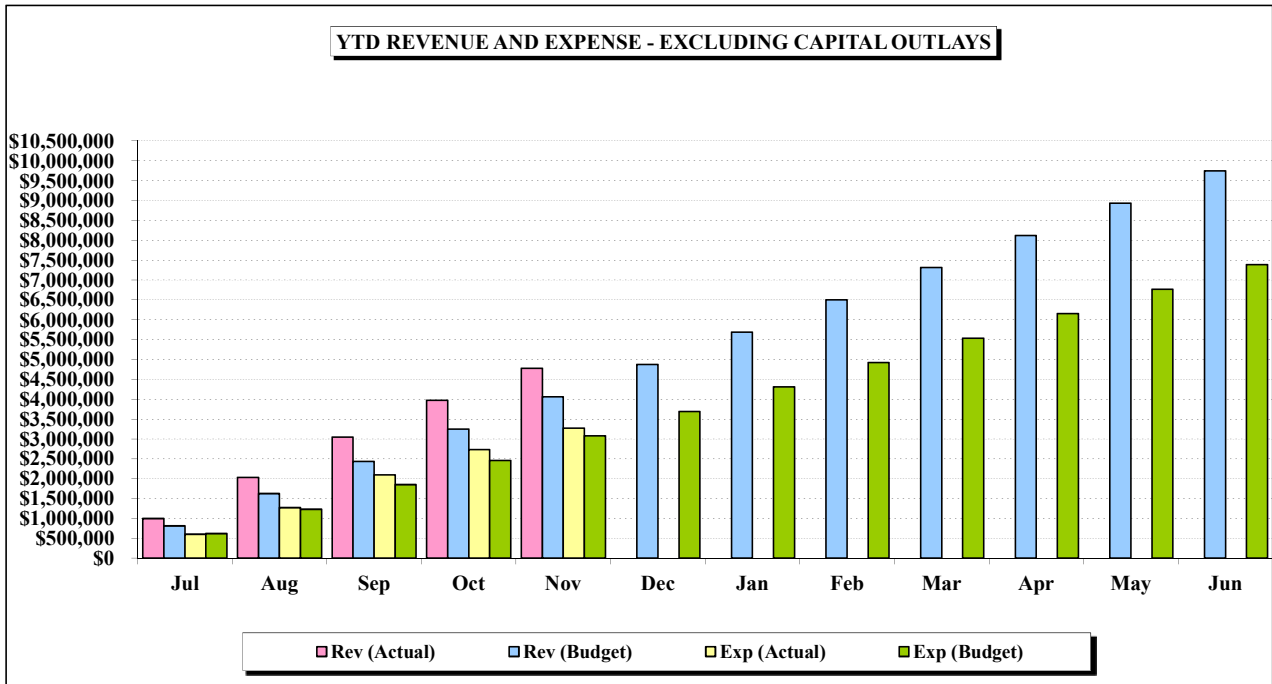
41.7%

## REVENUE AND EXPENSE REPORT - POTABLE WATER

<b>Revenue:</b>	<b>Adjusted Budget</b>	<b>Curent Period</b>	<b>Fiscal Year to Date</b>	<b>Unrealized Revenue</b>	<b>% Realized</b>
Sanitation Fees	\$ -	\$ -	\$ -	\$ -	-
Connection Fees Triunfo	-	-	-	-	-
Recycled Water	-	-	-	-	-
Potable Water	7,273,663	589,479	3,726,212	3,547,451	51.2%
Water Meter Services	2,176,409	183,354	915,481	1,260,928	42.1%
Interest Income	12,825	113	671	12,154	5.2%
Revenue - Surcharges	-	-	-	-	-
Revenue - Violations	-	2,760	6,460	(6,460)	-
Other Services & Fees	283,044	24,107	124,422	158,622	44.0%
<b>Total Revenue</b>	<b>\$ 9,745,941</b>	<b>\$ 799,812</b>	<b>\$ 4,773,246</b>	<b>\$ 4,972,695</b>	<b>49.0%</b>

<b>Expenses:</b>	<b>Adjusted Budget</b>	<b>Curent Period</b>	<b>Fiscal Year to Date</b>	<b>Available Budget</b>	<b>% Committed</b>
Wastewater Treatment	\$ -	\$ -	\$ -	\$ -	-
Potable Water Purch.	3,641,762	289,674	1,704,816	1,936,946	46.8%
Recycled Water Purch.	-	-	-	-	-
VRSD (Administration)	-	-	-	-	-
VRSD (Operations)	1,720,187	98,325	674,088	1,046,099	39.2%
Professional Services	25,875	460	5,322	20,553	20.6%
Depreciation/Amortization	697,620	57,264	286,320	411,300	41.0%
Overhead cost allocation	756,625	63,052	315,260	441,364	41.7%
Joint Venture spending	-	-	-	-	-
Debt service	264,682	-	148,222	116,460	56.0%
Permits, fees, & other	95,587	8,997	28,453	67,135	29.8%
Employee salaries & benefits	-	-	-	-	-
Board member fees	-	-	-	-	-
General & Administrative	181,291	17,749	108,417	72,874	59.8%
Outside Contractor Services	-	-	-	-	-
<b>Total Expenses</b>	<b>\$ 7,383,628</b>	<b>\$ 535,521</b>	<b>\$ 3,270,899</b>	<b>\$ 4,112,730</b>	<b>44.3%</b>
<b>Net Income/(Loss) before Capital</b>	<b>\$ 2,362,313</b>	<b>\$ 264,291</b>	<b>\$ 1,502,347</b>	<b>\$ 859,965</b>	<b>63.6%</b>
<b>Capital Outlays</b>	<b>(155,625)</b>	<b>-</b>	<b>-</b>	<b>(155,625)</b>	<b>0.0%</b>
Reverse Depreciation Exp	697,620	57,264	286,320	411,300	41.0%
Less: Principal Payments	(665,801)	-	(364,000)	(301,801)	54.7%
<b>Increase/(Decrease) to Reserves</b>	<b>\$ 2,238,507</b>	<b>\$ 321,555</b>	<b>\$ 1,424,668</b>	<b>\$ 813,840</b>	<b>63.6%</b>



# TRIUNFO WATER & SANITATION DISTRICT

November 30, 2021

41.7%

## REVENUE AND EXPENSE REPORT - RECYCLED WATER

<u>Revenue:</u>	<u>Adjusted Budget</u>	<u>Curent Period</u>	<u>Fiscal Year to Date</u>	<u>Unrealized Revenue</u>	<u>% Realized</u>
Sanitation Fees	\$ -	\$ -	\$ -	\$ -	-
Connection Fees Triunfo	-	-	-	-	-
Recycled Water	3,005,604	155,266	1,339,542	1,666,062	44.6%
Potable Water	-	-	-	-	-
Water Meter Services	214,457	21,397	104,562	109,895	48.8%
Interest Income	-	-	-	-	-
Revenue - Surcharges	-	-	-	-	-
Revenue - Violations	-	-	-	-	-
Other Services & Fees	-	2,238	5,920	(5,920)	-
<b>Total Revenue</b>	<b>\$ 3,220,061</b>	<b>\$ 178,900</b>	<b>\$ 1,450,024</b>	<b>\$ 1,770,037</b>	<b>45.0%</b>

<u>Expenses:</u>	<u>Adjusted Budget</u>	<u>Curent Period</u>	<u>Fiscal Year to Date</u>	<u>Available Budget</u>	<u>% Committed</u>
Wastewater Treatment	\$ -	\$ -	\$ -	\$ -	-
Potable Water Purch.	-	-	-	-	-
Recycled Water Purch.	679,082	96,208	386,600	292,482	56.9%
VRSD (Administration)	-	-	-	-	-
VRSD (Operations)	198,355	13,258	67,664	130,691	34.1%
Professional Services	-	-	-	-	-
Depreciation/Amortization	394,199	32,850	164,250	229,950	41.7%
Overhead cost allocation	265,841	22,153	110,767	155,074	41.7%
Joint Venture spending	-	-	-	-	-
Debt service	269,692	-	150,311	119,382	55.7%
Permits, fees, & other	-	-	-	-	-
Employee salaries & benefits	-	-	-	-	-
Board member fees	-	-	-	-	-
General & Administrative	83,188	6,353	41,714	41,474	50.1%
Outside Contractor Services	-	-	-	-	-
<b>Total Expenses</b>	<b>\$ 1,890,358</b>	<b>\$ 170,822</b>	<b>\$ 921,305</b>	<b>\$ 969,052</b>	<b>48.7%</b>
<b>Net Income/(Loss) before Capital</b>	<b>\$ 1,329,703</b>	<b>\$ 8,079</b>	<b>\$ 528,719</b>	<b>\$ 800,985</b>	<b>39.8%</b>
<b>Capital Outlays</b>	<b>-</b>	<b>-</b>	<b>-</b>	<b>-</b>	<b>-</b>
Reverse Depreciation Exp	394,199	32,850	164,250	229,950	41.7%
Less: Principal Payments	(363,200)	-	-	(363,200)	0.0%
<b>Increase/(Decrease) to Reserves</b>	<b>\$ 1,360,703</b>	<b>\$ 40,929</b>	<b>\$ 692,969</b>	<b>\$ 667,735</b>	<b>50.9%</b>

