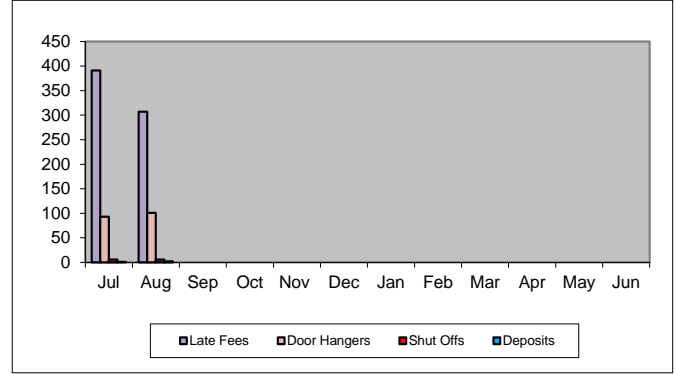


TRIUNFO WATER & SANITATION DISTRICT STATISTICS
FY 22-23

PENALTIES AND FEES ASSESSED

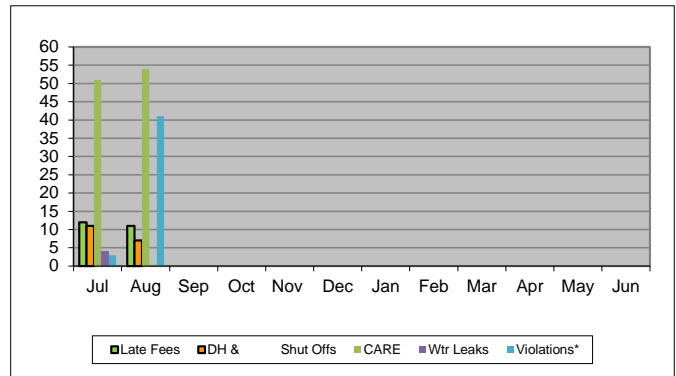
Month	Late Fees	Door Hangers	Shut Offs	Deposits	Violations*
Jul	391	93	6	1	118
Aug	307	101	6	2	30
Sep					
Oct					
Nov					
Dec					
Jan					
Feb					
Mar					
Apr					
May					
Jun					



*Violations include unfixed leaks and drought restrictions.

REQUESTS FOR BILLING ADJUSTMENTS

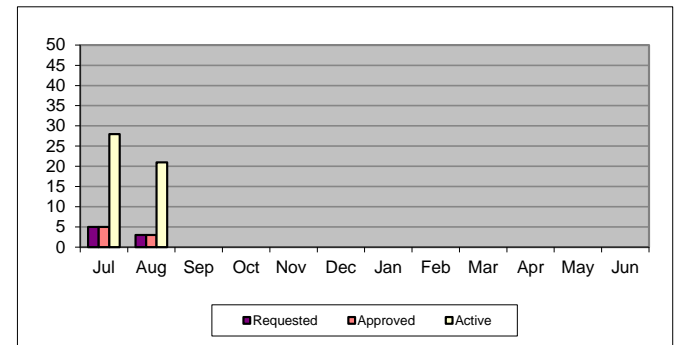
Month	Late Fees	DH & Shut Offs	CARE	Wtr Leaks	Violations*
Jul	12	11	51	4	3
Aug	11	7	54	0	41
Sep					
Oct					
Nov					
Dec					
Jan					
Feb					
Mar					
Apr					
May					
Jun					



*Violations include unfixed leaks and drought restrictions.

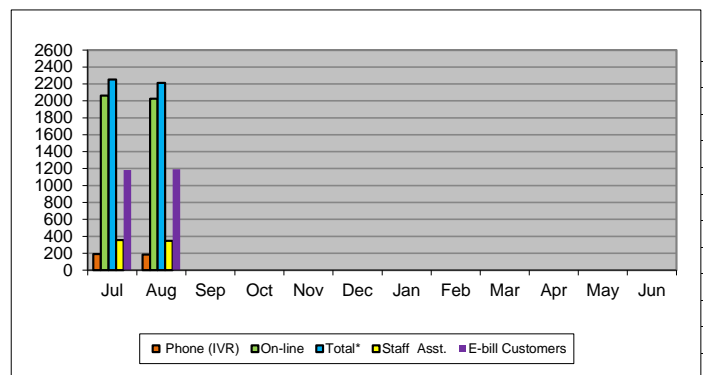
REQUESTS FOR PAYMENT EXTENSION

Month	Requested	Approved	Active
Jul	5	5	28
Aug	3	3	21
Sep			
Oct			
Nov			
Dec			
Jan			
Feb			
Mar			
Apr			
May			
Jun			



PAYMENTUS ACTIVITY

Month	Phone (IVR)	On-line	Total*	Staff Asst.	E-bill Customers
Jul	190	2061	2,251	357	1183
Aug	185	2026	2,211	348	1191
Sep					
Oct					
Nov					
Dec					
Jan					
Feb					
Mar					
Apr					
May					
Jun					



*Staff Assist and some E-bill Customers are included in this total.

This page is intentionally blank.