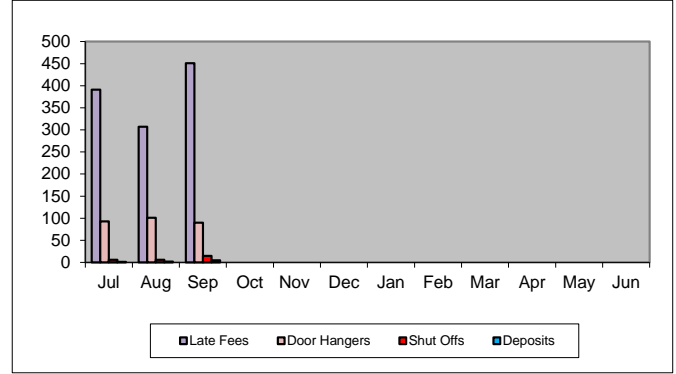


**TRIUNFO WATER & SANITATION DISTRICT STATISTICS**  
FY 22-23

**PENALTIES AND FEES ASSESSED**

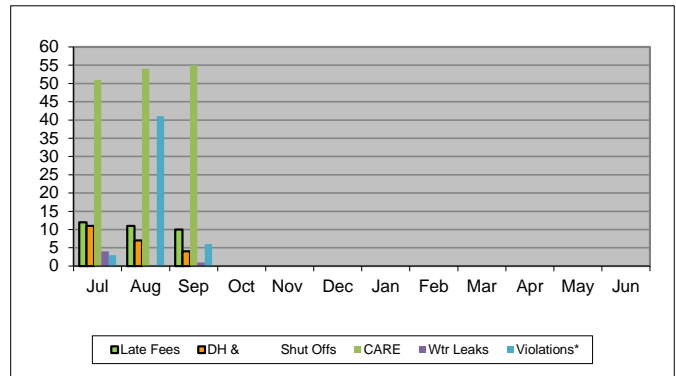
Month	Late Fees	Door Hangers	Shut Offs	Deposits	Violations*
Jul	391	93	6	1	118
Aug	307	101	6	2	30
Sep	451	90	15	5	12
Oct					
Nov					
Dec					
Jan					
Feb					
Mar					
Apr					
May					
Jun					



\*Violations include unfixed leaks and drought restrictions.

**REQUESTS FOR BILLING ADJUSTMENTS**

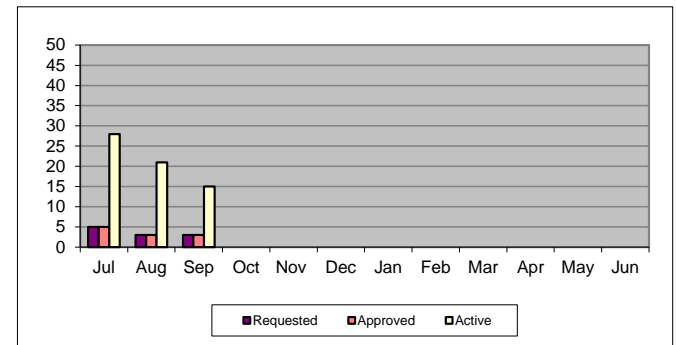
Month	Late Fees	DH & Shut Offs	CARE	Wtr Leaks	Violations*
Jul	12	11	51	4	3
Aug	11	7	54	0	41
Sep	10	4	55	1	6
Oct					
Nov					
Dec					
Jan					
Feb					
Mar					
Apr					
May					
Jun					



\*Violations include unfixed leaks and drought restrictions.

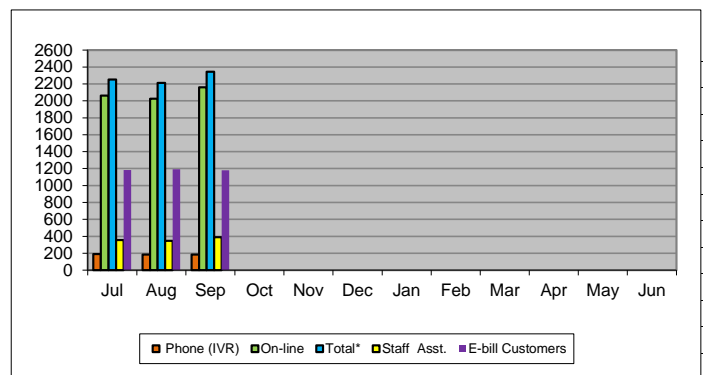
**REQUESTS FOR PAYMENT EXTENSION**

Month	Requested	Approved	Active
Jul	5	5	28
Aug	3	3	21
Sep	3	3	15
Oct			
Nov			
Dec			
Jan			
Feb			
Mar			
Apr			
May			
Jun			



**PAYMENTUS ACTIVITY**

Month	Phone (IVR)	On-line	Total*	Staff Asst.	E-bill Customers
Jul	190	2061	2,251	357	1183
Aug	185	2026	2,211	348	1191
Sep	184	2160	2,344	389	1181
Oct					
Nov					
Dec					
Jan					
Feb					
Mar					
Apr					
May					
Jun					



\*Staff Assist and some E-bill Customers are included in this total.

This page is intentionally blank.