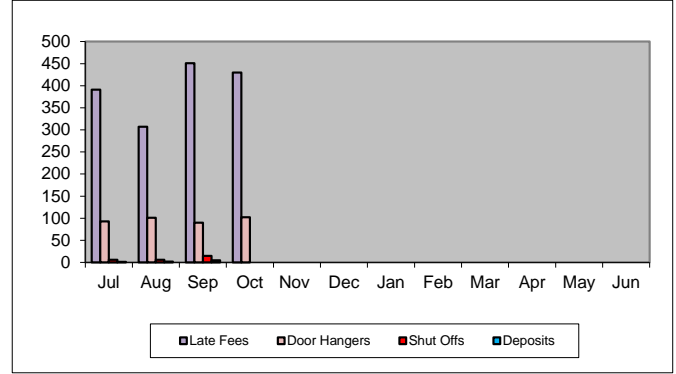


**TRIUNFO WATER & SANITATION DISTRICT STATISTICS**  
FY 22-23

**PENALTIES AND FEES ASSESSED**

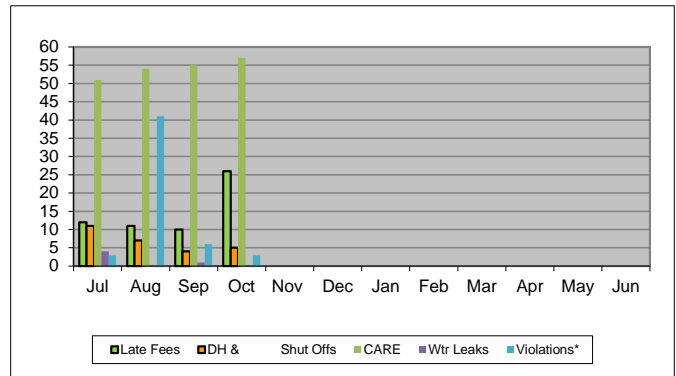
Month	Late Fees	Door Hangers	Shut Offs	Deposits	Violations*
Jul	391	93	6	1	118
Aug	307	101	6	2	30
Sep	451	90	15	5	12
Oct	430	102	0	0	6
Nov					
Dec					
Jan					
Feb					
Mar					
Apr					
May					
Jun					



\*Violations include unfixed leaks and drought restrictions.

**REQUESTS FOR BILLING ADJUSTMENTS**

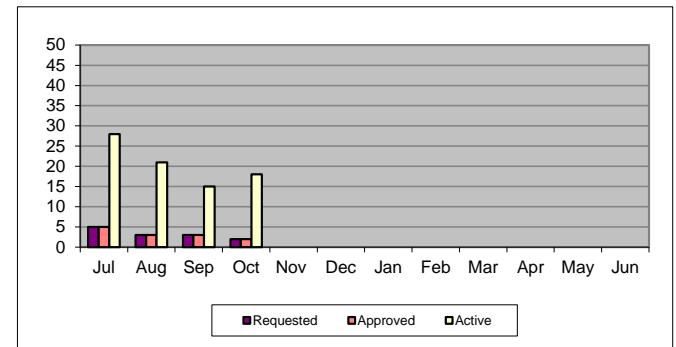
Month	Late Fees	DH & Shut Offs	CARE	Wtr Leaks	Violations*
Jul	12	11	51	4	3
Aug	11	7	54	0	41
Sep	10	4	55	1	6
Oct	26	5	57	0	3
Nov					
Dec					
Jan					
Feb					
Mar					
Apr					
May					
Jun					



\*Violations include unfixed leaks and drought restrictions.

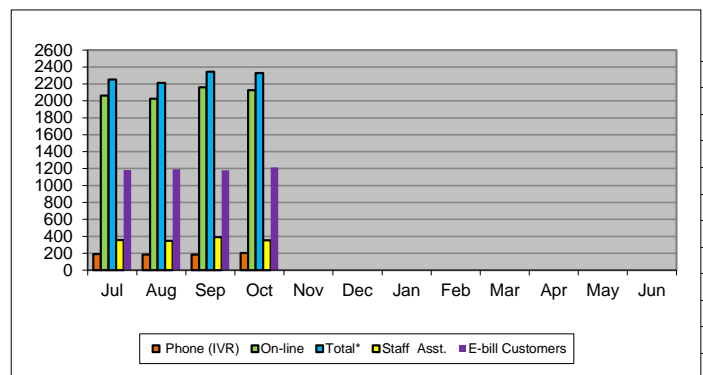
**REQUESTS FOR PAYMENT EXTENSION**

Month	Requested	Approved	Active
Jul	5	5	28
Aug	3	3	21
Sep	3	3	15
Oct	2	2	18
Nov			
Dec			
Jan			
Feb			
Mar			
Apr			
May			
Jun			



**PAYMENTUS ACTIVITY**

Month	Phone (IVR)	On-line	Total*	Staff Asst.	E-bill Customers
Jul	190	2061	2,251	357	1183
Aug	185	2026	2,211	348	1191
Sep	184	2160	2,344	389	1181
Oct	201	2127	2,328	354	1215
Nov					
Dec					
Jan					
Feb					
Mar					
Apr					
May					
Jun					



\*Staff Assist and some E-bill Customers are included in this total.

This page is intentionally blank.