






















**Region 1 - London**  
**0123450 - OPERATOR 01**

Exposure Points	Collected	Returned	Maximum Daily Exposure	
			EAV	ELV
<b>0.3</b>	<b>04/06/2015</b> Thu 14:32:50	<b>04/06/2015</b> Thu 17:33:34	<b>100</b>	<b>400</b>
<b>34.7</b>	<b>09/06/2015</b> Tue 9:34:12	<b>10/06/2015</b> Wed 12:26:49	<b>100</b>	<b>400</b>
<b>2.4</b>	<b>10/06/2015</b> Wed 8:30:04	<b>10/06/2015</b> Wed 18:00:59	<b>100</b>	<b>400</b>
<b>4.9</b>	<b>18/08/2015</b> Tue 12:06:51	<b>19/08/2015</b> Wed 9:25:13	<b>100</b>	<b>400</b>
<b>48.8</b>	<b>19/08/2015</b> Wed 11:48:11	<b>20/08/2015</b> Thu 17:55:55	<b>100</b>	<b>400</b>
<b>36.1</b>	<b>19/10/2015</b> Mon 10:36:15	<b>19/10/2015</b> Mon 15:31:16	<b>100</b>	<b>400</b>
<b>9.2</b>	<b>20/10/2015</b> Tue 7:52:20	<b>21/10/2015</b> Wed 11:42:34	<b>100</b>	<b>400</b>










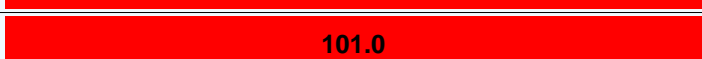








**Region 1 - London**  
**0123451 - OPERATOR 02**

Exposure Points	Collected	Returned	Maximum Daily Exposure	
			EAV	ELV
 1.6	01/06/2015 Mon 11:24:33	01/06/2015 Mon 17:07:19	75	100
0.0	02/06/2015 Tue 8:47:40	02/06/2015 Tue 16:40:45	75	100
 7.8	03/06/2015 Wed 9:27:24	03/06/2015 Wed 17:04:22	75	100
 22.2	04/06/2015 Thu 13:38:59	04/06/2015 Thu 16:37:22	75	100
 3.6	05/06/2015 Fri 11:31:53	05/06/2015 Fri 16:34:13	75	100
 3.9	08/06/2015 Mon 11:25:47	08/06/2015 Mon 17:09:11	75	100
0.0	09/06/2015 Tue 11:38:27	09/06/2015 Tue 16:51:36	75	100
0.0	30/06/2015 Tue 9:40:11	30/06/2015 Tue 9:56:51	75	100
 1.1	30/06/2015 Tue 9:40:33	01/07/2015 Wed 10:17:04	75	100
 2.8	01/07/2015 Wed 10:00:35	06/07/2015 Mon 9:33:42	75	100
 16.6	03/07/2015 Fri 9:48:58	06/07/2015 Mon 9:06:42	75	100
 8.2	07/07/2015 Tue 8:45:40	07/07/2015 Tue 17:27:20	75	100
 13.1	08/07/2015 Wed 8:43:35	08/07/2015 Wed 16:23:07	75	100
 5.5	09/07/2015 Thu 10:00:27	09/07/2015 Thu 17:41:07	75	100
 7.4	10/07/2015 Fri 9:28:16	10/07/2015 Fri 17:07:36	75	100
 16.9	11/07/2015 Sat 8:23:28	11/07/2015 Sat 12:12:22	75	100
 6.1	13/07/2015 Mon 9:58:30	13/07/2015 Mon 17:26:07	75	100
 9.3	20/07/2015 Mon 11:25:09	20/07/2015 Mon 17:16:48	75	100
 2.8	23/07/2015 Thu 12:18:10	23/07/2015 Thu 17:21:53	75	100
 28.5	24/07/2015 Fri 13:47:15	24/07/2015 Fri 16:12:47	75	100
 8.5	27/07/2015 Mon 13:47:20	27/07/2015 Mon 16:14:03	75	100
 52.5	28/07/2015 Tue 12:28:38	28/07/2015 Tue 16:32:49	75	100
 2.7	31/07/2015 Fri 12:24:36	04/08/2015 Tue 9:44:10	75	100
0.0	19/08/2015 Wed 9:33:22	19/08/2015 Wed 15:21:09	75	100
 17.8	21/08/2015 Fri 12:55:03	21/08/2015 Fri 17:13:48	75	100
0.0	24/08/2015 Mon 9:15:59	24/08/2015 Mon 14:10:54	75	100

**Region 1 - London**  
**0123451 - OPERATOR 02**

Exposure Points	Collected	Returned	Maximum Daily Exposure	
			EAV	ELV
69.2	24/08/2015 Mon 13:54:35	24/08/2015 Mon 17:38:38	75	100
8.3	25/08/2015 Tue 12:30:33	26/08/2015 Wed 9:03:24	75	100
14.2	26/08/2015 Wed 8:42:21	31/08/2015 Mon 9:52:59	75	100
0.6	27/08/2015 Thu 9:28:22	27/08/2015 Thu 17:39:33	75	100
30.4	28/08/2015 Fri 8:34:45	28/08/2015 Fri 17:10:25	75	100
48.2	31/08/2015 Mon 9:36:19	31/08/2015 Mon 17:02:02	75	100
9.4	02/09/2015 Wed 10:13:04	02/09/2015 Wed 17:10:51	75	100
1.3	03/09/2015 Thu 8:30:26	03/09/2015 Thu 17:29:00	75	100
3.9	07/09/2015 Mon 11:43:51	07/09/2015 Mon 16:55:28	75	100
1.4	09/09/2015 Wed 11:57:14	10/09/2015 Thu 8:45:15	75	100
5.3	10/09/2015 Thu 8:45:00	10/09/2015 Thu 17:21:10	75	100
0.0	11/09/2015 Fri 9:31:41	11/09/2015 Fri 16:42:30	75	100
2.4	14/09/2015 Mon 10:54:32	14/09/2015 Mon 16:35:27	75	100
13.1	15/09/2015 Tue 10:09:09	15/09/2015 Tue 17:24:17	75	100
3.0	17/09/2015 Thu 9:51:19	17/09/2015 Thu 16:58:27	75	100
0.0	18/09/2015 Fri 11:43:31	18/09/2015 Fri 16:35:41	75	100
0.9	22/09/2015 Tue 10:11:17	22/09/2015 Tue 15:39:33	75	100
3.4	23/09/2015 Wed 8:24:51	24/09/2015 Thu 7:35:52	75	100
2.5	24/09/2015 Thu 7:35:36	24/09/2015 Thu 15:13:50	75	100
28.7	02/10/2015 Fri 8:40:22	02/10/2015 Fri 15:54:23	75	100
7.5	05/10/2015 Mon 11:34:30	05/10/2015 Mon 16:29:34	75	100
2.8	06/10/2015 Tue 10:39:15	07/10/2015 Wed 16:02:15	75	100
1.3	12/10/2015 Mon 11:00:45	12/10/2015 Mon 15:57:25	75	100
26.0	13/10/2015 Tue 8:07:36	14/10/2015 Wed 7:47:38	75	100
4.8	14/10/2015 Wed 11:29:39	14/10/2015 Wed 15:57:25	75	100
5.6	20/10/2015 Tue 9:02:04	20/10/2015 Tue 16:27:41	75	100

**Region 1 - London**  
**0123451 - OPERATOR 02**

Exposure Points	Collected	Returned	Maximum Daily Exposure	
			EAV	ELV
 4.5	23/10/2015 Fri 9:01:42	23/10/2015 Fri 15:47:16	75	100
 5.8	27/10/2015 Tue 10:42:56	27/10/2015 Tue 15:06:28	75	100
 4.0	28/10/2015 Wed 9:17:32	28/10/2015 Wed 16:29:08	75	100
 4.3	29/10/2015 Thu 8:49:59	29/10/2015 Thu 16:30:37	75	100
 11.5	30/10/2015 Fri 9:23:26	30/10/2015 Fri 15:34:45	75	100
 9.6	03/11/2015 Tue 10:09:51	04/11/2015 Wed 7:30:27	75	100
 2.9	06/11/2015 Fri 8:40:08	09/11/2015 Mon 11:56:01	75	100
 39.9	10/11/2015 Tue 10:10:34	10/11/2015 Tue 16:23:08	75	100
 104.6	11/11/2015 Wed 9:37:46	11/11/2015 Wed 10:49:04	75 10:08:01	100 10:08:58
 101.0	12/11/2015 Thu 7:34:35	12/11/2015 Thu 11:50:23	75 11:45:05	100 11:46:32
 99.1	18/11/2015 Wed 7:45:13	18/11/2015 Wed 7:55:45	75 07:50:12	100
 17.7	19/11/2015 Thu 10:30:14	19/11/2015 Thu 16:29:12	75	100
 31.3	20/11/2015 Fri 7:26:28	20/11/2015 Fri 15:39:03	75	100
 17.2	25/11/2015 Wed 10:51:36	25/11/2015 Wed 15:59:55	75	100
 5.7	26/11/2015 Thu 10:31:11	26/11/2015 Thu 15:33:13	75	100
 76.3	01/12/2015 Tue 9:22:38	01/12/2015 Tue 16:23:37	75 13:02:51	100
 11.7	02/12/2015 Wed 9:15:33	02/12/2015 Wed 16:00:00	75	100
 32.6	03/12/2015 Thu 8:08:36	03/12/2015 Thu 16:30:55	75	100











**Region 1 - Reading**

0123452 - OPERATOR 03

Exposure Points	Collected	Returned	Maximum Daily Exposure	
			EAV	ELV
6.5	11/08/2015 Tue 11:48:47	11/08/2015 Tue 17:48:01	100	400
115.2	11/09/2015 Fri 14:12:35	11/09/2015 Fri 16:32:47	100 14:40:50	400
5.4	17/09/2015 Thu 9:35:54	18/09/2015 Fri 8:25:12	100	400
11.4	06/10/2015 Tue 13:57:27	06/10/2015 Tue 15:32:10	100	400
1.7	16/10/2015 Fri 9:25:12	16/10/2015 Fri 14:34:51	100	400

**Region 1 - Reading**

0123453 - OPERATOR 04

Exposure Points	Collected	Returned	Maximum Daily Exposure	
			EAV	ELV
 10.6	01/06/2015 Mon 11:03:57	01/06/2015 Mon 12:02:54	25	50
 19.8	02/06/2015 Tue 12:41:02	11/06/2015 Thu 9:32:07	25	50
 20.8	09/06/2015 Tue 9:02:51	11/06/2015 Thu 16:58:50	25	50
 5.1	10/06/2015 Wed 12:29:27	11/06/2015 Thu 14:01:56	25	50
 2.8	13/07/2015 Mon 9:46:52	13/07/2015 Mon 17:16:36	25	50
0.0	18/07/2015 Sat 9:57:58	20/07/2015 Mon 15:06:22	25	50
0.2	23/07/2015 Thu 14:51:08	27/07/2015 Mon 14:03:47	25	50
 10.9	31/07/2015 Fri 8:35:40	31/07/2015 Fri 13:06:11	25	50
 21.4	04/08/2015 Tue 9:27:51	19/08/2015 Wed 9:49:47	25	50
0.0	24/08/2015 Mon 16:32:12	25/08/2015 Tue 10:03:44	25	50
0.1	25/08/2015 Tue 9:47:27	25/08/2015 Tue 17:55:33	25	50
 5.2	15/09/2015 Tue 9:10:34	15/09/2015 Tue 17:09:18	25	50
 38.3	22/09/2015 Tue 8:43:46	23/09/2015 Wed 10:36:06	25 08:52:13	50
0.0	13/10/2015 Tue 13:54:26	13/10/2015 Tue 14:09:49	25	50
 30.3	27/11/2015 Fri 10:33:19	27/11/2015 Fri 11:19:50	25 11:12:51	50

**Region 2 - Liverpool**
**0123460 - OPERATOR 11**

Exposure Points	Collected	Returned	Maximum Daily Exposure	
			EAV	ELV
9.3	01/06/2015 Mon 14:17:24	02/06/2015 Tue 9:29:20	75	100
49.8	02/06/2015 Tue 9:13:28	02/06/2015 Tue 16:41:21	75	100
6.6	03/06/2015 Wed 15:49:22	03/06/2015 Wed 17:08:17	75	100
37.6	04/06/2015 Thu 8:13:22	04/06/2015 Thu 17:33:12	75	100
66.9	05/06/2015 Fri 7:40:34	05/06/2015 Fri 15:36:48	75	100
47.9	09/06/2015 Tue 9:53:28	09/06/2015 Tue 17:00:46	75	100
0.0	11/06/2015 Thu 8:31:26	30/06/2015 Tue 9:22:29	75	100
0.0	30/06/2015 Tue 9:06:02	02/07/2015 Thu 15:37:47	75	100
9.6	04/07/2015 Sat 7:11:51	04/07/2015 Sat 15:27:22	75	100
0.0	07/07/2015 Tue 9:05:49	08/07/2015 Wed 14:31:19	75	100
9.2	14/07/2015 Tue 9:43:08	14/07/2015 Tue 17:47:54	75	100
29.3	18/07/2015 Sat 7:53:58	18/07/2015 Sat 17:48:47	75	100
42.6	01/08/2015 Sat 8:53:57	01/08/2015 Sat 9:31:37	75	100
0.0	08/08/2015 Sat 8:11:58	11/08/2015 Tue 11:52:59	75	100
0.0	28/08/2015 Fri 14:16:15	31/08/2015 Mon 13:01:52	75	100
2.9	02/09/2015 Wed 12:51:28	02/09/2015 Wed 17:09:34	75	100
4.8	03/09/2015 Thu 11:46:10	03/09/2015 Thu 17:08:41	75	100
11.6	20/10/2015 Tue 8:12:04	21/10/2015 Wed 7:56:30	75	100
27.6	21/10/2015 Wed 7:56:14	22/10/2015 Thu 8:00:33	75	100
0.0	22/10/2015 Thu 7:55:17	23/10/2015 Fri 7:30:13	75	100
26.0	23/10/2015 Fri 7:29:59	24/10/2015 Sat 11:39:56	75	100
12.2	29/10/2015 Thu 13:14:56	30/10/2015 Fri 5:43:02	75	100
8.0	30/10/2015 Fri 5:42:47	02/11/2015 Mon 11:16:51	75	100
0.8	02/11/2015 Mon 13:07:56	04/11/2015 Wed 12:22:24	75	100
14.1	04/11/2015 Wed 12:01:24	05/11/2015 Thu 7:52:59	75	100
0.0	05/11/2015 Thu 7:52:44	06/11/2015 Fri 6:40:00	75	100

**Region 2 - Liverpool**
**0123460 - OPERATOR 11**

Exposure Points	Collected	Returned	Maximum Daily Exposure	
			EAV	ELV
11.6	06/11/2015 Fri 6:34:39	06/11/2015 Fri 15:54:25	75	100
9.1	10/11/2015 Tue 7:34:10	10/11/2015 Tue 15:53:50	75	100
107.7	11/11/2015 Wed 9:03:41	11/11/2015 Wed 9:38:22	75 09:34:44	100 09:35:51
118.7	12/11/2015 Thu 7:34:17	12/11/2015 Thu 13:25:52	75 11:39:23	100 11:40:37
17.5	17/11/2015 Tue 7:50:24	17/11/2015 Tue 16:00:29	75	100
113.7	18/11/2015 Wed 7:27:28	18/11/2015 Wed 7:47:08	75 07:42:25	100 07:43:20
30.8	19/11/2015 Thu 7:39:25	20/11/2015 Fri 7:05:56	75	100



**Region 2 - Liverpool**

0123461 - OPERATOR 12

Exposure Points	Collected	Returned	Maximum Daily Exposure	
			EAV	ELV
<b>105.8</b>	01/06/2015 Mon 8:18:34	01/06/2015 Mon 17:32:01	75 11:40:50	100 16:37:46
<b>93.8</b>	02/06/2015 Tue 8:11:42	02/06/2015 Tue 15:13:25	75 12:30:14	100
<b>32.6</b>	03/06/2015 Wed 9:33:04	03/06/2015 Wed 17:31:48	75	100
<b>49.3</b>	04/06/2015 Thu 8:59:16	04/06/2015 Thu 17:32:34	75	100
<b>31.6</b>	08/06/2015 Mon 9:33:41	08/06/2015 Mon 16:43:19	75	100
<b>30.4</b>	10/06/2015 Wed 9:36:46	10/06/2015 Wed 16:40:15	75	100
<b>23.4</b>	01/07/2015 Wed 14:16:44	01/07/2015 Wed 17:38:56	75	100
<b>39.4</b>	02/07/2015 Thu 11:43:36	02/07/2015 Thu 17:21:31	75	100
<b>15.5</b>	08/07/2015 Wed 12:15:53	08/07/2015 Wed 17:42:52	75	100
<b>7.5</b>	09/07/2015 Thu 8:45:23	10/07/2015 Fri 9:11:33	75	100
<b>17.3</b>	10/07/2015 Fri 10:21:55	10/07/2015 Fri 17:10:42	75	100
<b>14.8</b>	14/07/2015 Tue 9:27:32	14/07/2015 Tue 17:48:50	75	100
<b>21.3</b>	17/07/2015 Fri 12:35:44	17/07/2015 Fri 17:06:33	75	100
<b>20.5</b>	20/07/2015 Mon 9:14:04	20/07/2015 Mon 17:50:00	75	100
<b>44.2</b>	21/07/2015 Tue 14:39:09	21/07/2015 Tue 17:11:48	75	100
<b>13.2</b>	22/07/2015 Wed 11:05:10	22/07/2015 Wed 17:45:22	75	100
<b>0.0</b>	22/07/2015 Wed 11:05:20	22/07/2015 Wed 11:22:09	75	100
<b>0.0</b>	22/07/2015 Wed 11:05:24	22/07/2015 Wed 11:21:56	75	100
<b>44.6</b>	23/07/2015 Thu 8:29:17	23/07/2015 Thu 17:37:24	75	100
<b>19.0</b>	27/07/2015 Mon 9:47:36	27/07/2015 Mon 17:13:20	75	100
<b>3.6</b>	28/07/2015 Tue 11:46:35	28/07/2015 Tue 17:09:21	75	100
<b>4.5</b>	29/07/2015 Wed 14:43:40	29/07/2015 Wed 17:12:15	75	100
<b>28.4</b>	30/07/2015 Thu 9:00:37	30/07/2015 Thu 17:23:22	75	100
<b>33.2</b>	31/07/2015 Fri 8:50:36	31/07/2015 Fri 17:08:30	75	100
<b>9.1</b>	01/08/2015 Sat 7:39:48	01/08/2015 Sat 12:27:18	75	100
<b>47.0</b>	03/08/2015 Mon 8:55:36	03/08/2015 Mon 17:51:59	75	100

**Region 2 - Liverpool**

0123461 - OPERATOR 12

Exposure Points	Collected	Returned	Maximum Daily Exposure	
			EAV	ELV
29.7	04/08/2015 Tue 8:43:36	04/08/2015 Tue 17:19:48	75	100
13.1	10/08/2015 Mon 11:58:24	10/08/2015 Mon 17:33:21	75	100
27.5	05/09/2015 Sat 7:46:13	05/09/2015 Sat 12:10:08	75	100
21.1	07/09/2015 Mon 9:14:28	07/09/2015 Mon 17:25:59	75	100
37.7	08/09/2015 Tue 8:45:12	08/09/2015 Tue 17:27:31	75	100
37.1	09/09/2015 Wed 10:13:16	09/09/2015 Wed 12:20:35	75	100
45.7	10/09/2015 Thu 11:23:30	10/09/2015 Thu 17:27:12	75	100
23.0	11/09/2015 Fri 11:05:03	11/09/2015 Fri 16:54:44	75	100
27.7	14/09/2015 Mon 12:36:14	14/09/2015 Mon 17:26:29	75	100
30.2	15/09/2015 Tue 8:43:50	15/09/2015 Tue 17:26:49	75	100
32.5	16/09/2015 Wed 8:32:46	16/09/2015 Wed 17:25:40	75	100
31.1	19/09/2015 Sat 8:07:02	19/09/2015 Sat 17:56:40	75	100
33.2	21/09/2015 Mon 7:57:36	21/09/2015 Mon 16:26:41	75	100
9.4	23/09/2015 Wed 7:26:11	23/09/2015 Wed 16:27:32	75	100
32.3	24/09/2015 Thu 8:10:26	24/09/2015 Thu 15:56:00	75	100
3.6	29/09/2015 Tue 8:04:57	29/09/2015 Tue 16:27:29	75	100
43.7	01/10/2015 Thu 8:32:54	01/10/2015 Thu 16:28:34	75	100
24.1	05/10/2015 Mon 8:36:36	05/10/2015 Mon 16:30:22	75	100
50.8	07/10/2015 Wed 7:51:13	07/10/2015 Wed 16:27:29	75	100
15.0	09/10/2015 Fri 11:15:29	09/10/2015 Fri 15:56:15	75	100
42.2	13/10/2015 Tue 10:55:13	13/10/2015 Tue 16:27:21	75	100
96.4	14/10/2015 Wed 8:39:25	14/10/2015 Wed 16:27:47	75 15:21:20	100
43.2	15/10/2015 Thu 8:33:55	15/10/2015 Thu 15:56:36	75	100
86.0	16/10/2015 Fri 8:34:46	16/10/2015 Fri 15:56:57	75 13:47:17	100
29.8	19/10/2015 Mon 7:45:52	19/10/2015 Mon 16:29:11	75	100
4.0	20/10/2015 Tue 8:00:31	20/10/2015 Tue 16:02:35	75	100


**Region 2 - Liverpool**

0123461 - OPERATOR 12

Exposure Points	Collected	Returned	Maximum Daily Exposure	
			EAV	ELV
13.5	21/10/2015 Wed 11:06:12	21/10/2015 Wed 15:35:55	75	100
23.1	28/10/2015 Wed 13:33:22	28/10/2015 Wed 16:31:26	75	100
29.9	29/10/2015 Thu 10:14:00	29/10/2015 Thu 16:31:16	75	100
39.5	30/10/2015 Fri 11:49:51	30/10/2015 Fri 15:52:14	75	100
83.0	02/11/2015 Mon 9:06:46	02/11/2015 Mon 16:31:41	75 16:18:48	100
80.8	03/11/2015 Tue 11:40:10	03/11/2015 Tue 16:31:14	75 13:58:49	100
28.3	06/11/2015 Fri 10:19:21	06/11/2015 Fri 15:07:15	75	100
12.9	09/11/2015 Mon 7:36:58	09/11/2015 Mon 16:31:59	75	100
12.2	10/11/2015 Tue 9:06:23	10/11/2015 Tue 16:32:44	75	100
62.3	11/11/2015 Wed 9:28:10	11/11/2015 Wed 16:33:00	75	100
99.0	12/11/2015 Thu 11:33:55	12/11/2015 Thu 16:32:37	75 13:43:54	100
26.1	13/11/2015 Fri 8:14:20	13/11/2015 Fri 15:41:15	75	100
45.4	17/11/2015 Tue 8:50:30	17/11/2015 Tue 16:21:29	75	100
3.8	18/11/2015 Wed 10:48:29	18/11/2015 Wed 16:33:50	75	100
14.1	19/11/2015 Thu 9:07:49	19/11/2015 Thu 16:32:23	75	100
36.2	20/11/2015 Fri 6:05:16	20/11/2015 Fri 14:06:50	75	100
14.6	24/11/2015 Tue 11:22:39	24/11/2015 Tue 16:35:57	75	100
92.5	25/11/2015 Wed 7:46:27	25/11/2015 Wed 16:34:36	75 15:44:47	100
49.3	26/11/2015 Thu 7:56:42	26/11/2015 Thu 16:31:50	75	100
97.8	27/11/2015 Fri 9:23:08	27/11/2015 Fri 16:06:02	75 12:58:36	100
35.7	28/11/2015 Sat 7:02:20	28/11/2015 Sat 11:26:40	75	100
13.9	30/11/2015 Mon 10:24:59	30/11/2015 Mon 16:33:40	75	100
25.8	01/12/2015 Tue 11:12:57	01/12/2015 Tue 16:33:11	75	100
11.1	02/12/2015 Wed 15:14:06	02/12/2015 Wed 16:07:52	75	100
38.4	03/12/2015 Thu 8:24:28	03/12/2015 Thu 16:29:48	75	100
32.3	05/12/2015 Sat 7:55:51	05/12/2015 Sat 14:06:04	75	100

**Region 2 - Liverpool**

0123462 - OPERATOR 13

Exposure Points	Collected	Returned	Maximum Daily Exposure	
			EAV	ELV
 <b>14.5</b>	<b>02/11/2015</b> Mon 14:34:09	<b>02/11/2015</b> Mon 16:19:02	<b>75</b>	<b>200</b>

**Region 2 - Liverpool**

0123463 - OPERATOR 14

Exposure Points	Collected	Returned	Maximum Daily Exposure	
			EAV	ELV
<b>0.0</b>	<b>03/09/2015</b> Thu 14:09:48	<b>03/09/2015</b> Thu 14:25:36	<b>100</b>	<b>400</b>

**Region 2 - Manchester**

0123464 - OPERATOR 15


Exposure Points	Collected	Returned	Maximum Daily Exposure	
			EAV	ELV
<b>2.2</b>	<b>11/06/2015</b> Thu 8:11:54	<b>11/06/2015</b> Thu 13:50:22	<b>100</b>	<b>400</b>
<b>0.8</b>	<b>28/07/2015</b> Tue 11:36:23	<b>31/07/2015</b> Fri 13:06:28	<b>100</b>	<b>400</b>
<b>9.4</b>	<b>07/08/2015</b> Fri 9:02:08	<b>07/08/2015</b> Fri 9:39:45	<b>100</b>	<b>400</b>
<b>9.4</b>	<b>30/09/2015</b> Wed 10:05:47	<b>01/10/2015</b> Thu 7:48:11	<b>100</b>	<b>400</b>

**Region 2 - Manchester**
**0123465 - OPERATOR 16**

Exposure Points	Collected	Returned	Maximum Daily Exposure	
			EAV	ELV
<b>0.0</b>	<b>04/09/2015</b> Fri 16:00:32	<b>04/09/2015</b> Fri 16:03:38	<b>100</b>	<b>400</b>
<b>0.0</b>	<b>04/09/2015</b> Fri 16:00:45	<b>04/09/2015</b> Fri 16:03:30	<b>100</b>	<b>400</b>
<b>0.0</b>	<b>04/09/2015</b> Fri 16:00:58	<b>04/09/2015</b> Fri 16:03:22	<b>100</b>	<b>400</b>
<b>0.0</b>	<b>04/09/2015</b> Fri 16:01:10	<b>04/09/2015</b> Fri 16:03:13	<b>100</b>	<b>400</b>
<b>0.0</b>	<b>04/09/2015</b> Fri 16:01:23	<b>04/09/2015</b> Fri 16:03:04	<b>100</b>	<b>400</b>




**Region 2 - Manchester**

0123466 - OPERATOR 17

Exposure Points	Collected	Returned	Maximum Daily Exposure	
			EAV	ELV
 <b>13.5</b>	<b>02/06/2015</b> Tue 12:33:19	<b>02/06/2015</b> Tue 13:45:30	<b>100</b>	<b>300</b>



**Region 3 - Leeds**  
**0123457 - OPERATOR 08**

Exposure Points	Collected	Returned	Maximum Daily Exposure	
			EAV	ELV
 26.7	05/06/2015 Fri 15:09:45	05/06/2015 Fri 17:00:00	100	300
 43.0	08/06/2015 Mon 8:13:27	08/06/2015 Mon 16:42:26	100	300
 38.0	10/06/2015 Wed 9:36:27	10/06/2015 Wed 16:41:52	100	300
 30.1	11/06/2015 Thu 8:12:04	30/06/2015 Tue 11:54:40	100	300
0.0	01/09/2015 Tue 8:24:34	08/09/2015 Tue 17:19:47	100	300
0.0	03/09/2015 Thu 11:46:22	03/09/2015 Thu 12:32:07	100	300
 7.1	21/09/2015 Mon 11:33:27	21/09/2015 Mon 15:15:51	100	300
0.0	01/10/2015 Thu 7:27:11	02/10/2015 Fri 7:24:35	100	300
 22.5	07/10/2015 Wed 12:38:08	07/10/2015 Wed 15:51:19	100	300
0.0	27/10/2015 Tue 10:50:21	28/10/2015 Wed 11:06:18	100	300
 21.6	03/11/2015 Tue 15:08:12	03/11/2015 Tue 16:27:56	100	300
 6.4	04/11/2015 Wed 6:15:55	04/11/2015 Wed 16:04:06	100	300
 37.5	11/11/2015 Wed 8:00:30	11/11/2015 Wed 16:00:16	100	300
<b>332.7</b>	12/11/2015 Thu 8:43:01	12/11/2015 Thu 13:26:17	<b>100</b> 11:51:29	<b>300</b> 13:21:41

**Region 3 - Leeds**  
**0123458 - OPERATOR 09**

Exposure Points	Collected	Returned	Maximum Daily Exposure	
			EAV	ELV
<b>7.4</b>	<b>01/06/2015</b> Mon 8:22:51	<b>01/06/2015</b> Mon 12:02:31	<b>100</b>	<b>400</b>
<b>4.0</b>	<b>04/06/2015</b> Thu 10:05:28	<b>05/06/2015</b> Fri 16:24:51	<b>100</b>	<b>400</b>
<b>6.4</b>	<b>30/06/2015</b> Tue 11:38:23	<b>30/06/2015</b> Tue 17:36:28	<b>100</b>	<b>400</b>
<b>2.2</b>	<b>04/07/2015</b> Sat 7:04:22	<b>08/07/2015</b> Wed 8:45:32	<b>100</b>	<b>400</b>
<b>0.4</b>	<b>10/07/2015</b> Fri 14:45:44	<b>10/07/2015</b> Fri 16:36:34	<b>100</b>	<b>400</b>
<b>0.0</b>	<b>06/10/2015</b> Tue 13:57:01	<b>06/10/2015</b> Tue 13:57:43	<b>100</b>	<b>400</b>

**Region 3 - Leeds**
**0123459 - OPERATOR 10**

Exposure Points	Collected	Returned	Maximum Daily Exposure	
			EAV	ELV
<b>2.6</b>	<b>06/10/2015</b> Tue 6:36:01	<b>07/10/2015</b> Wed 14:00:50	<b>100</b>	<b>300</b>












**Region 3 - Sheffield**

0123454 - OPERATOR 05











Exposure Points	Collected	Returned	Maximum Daily Exposure	
			EAV	ELV
82.2	<b>02/06/2015</b> Tue 14:27:33	<b>02/06/2015</b> Tue 17:00:46	75 16:23:14	100
38.0	<b>05/06/2015</b> Fri 8:44:58	<b>05/06/2015</b> Fri 14:47:18	75	100
469.9	<b>29/06/2015</b> Mon 12:04:16	<b>29/06/2015</b> Mon 13:12:24	75 12:20:03	100 12:21:16
16.5	<b>06/07/2015</b> Mon 8:50:21	<b>06/07/2015</b> Mon 15:42:24	75	100
748.0	<b>05/08/2015</b> Wed 14:20:38	<b>05/08/2015</b> Wed 17:19:48	75 14:27:37	100 14:28:39
46.0	<b>07/10/2015</b> Wed 8:22:13	<b>07/10/2015</b> Wed 16:27:48	75	100
24.8	<b>27/10/2015</b> Tue 13:44:18	<b>27/10/2015</b> Tue 15:04:36	75	100

**Region 3 - Sheffield**

0123455 - OPERATOR 06

Exposure Points	Collected	Returned	Maximum Daily Exposure	
			EAV	ELV
 10.9	09/06/2015 Tue 10:01:27	09/06/2015 Tue 16:11:41	100	400
 6.4	01/07/2015 Wed 12:08:42	01/07/2015 Wed 16:27:51	100	400
 13.7	02/07/2015 Thu 8:56:50	03/07/2015 Fri 11:20:11	100	400
 6.8	13/07/2015 Mon 12:27:47	13/07/2015 Mon 13:03:51	100	400
 13.4	27/07/2015 Mon 9:37:12	27/07/2015 Mon 10:10:47	100	400
 8.7	10/08/2015 Mon 11:28:11	11/08/2015 Tue 8:59:45	100	400
0.0	20/08/2015 Thu 9:30:32	20/08/2015 Thu 10:49:17	100	400
 103.9	21/09/2015 Mon 11:26:41	21/09/2015 Mon 15:05:39	100 13:53:27	400
 102.2	22/09/2015 Tue 9:20:21	22/09/2015 Tue 16:05:46	100 15:33:28	400
 64.3	23/09/2015 Wed 7:58:11	24/09/2015 Thu 7:28:24	100	400
0.0	24/09/2015 Thu 7:28:30	24/09/2015 Thu 15:06:52	100	400
 66.7	05/10/2015 Mon 10:44:14	06/10/2015 Tue 7:28:48	100	400
 9.1	07/10/2015 Wed 8:43:13	08/10/2015 Thu 13:26:56	100	400
 23.5	12/11/2015 Thu 7:33:32	13/11/2015 Fri 13:49:07	100	400
 103.9	04/12/2015 Fri 11:39:13	07/12/2015 Mon 8:10:24	100 15:33:24	400

**Region 3 - Sheffield**
**0123456 - OPERATOR 07**

Exposure Points	Collected	Returned	Maximum Daily Exposure	
			EAV	ELV
 <b>16.1</b>	<b>01/09/2015</b> Tue 9:58:11	<b>01/09/2015</b> Tue 18:08:01	<b>100</b>	<b>400</b>
<b>2.5</b>	<b>02/09/2015</b> Wed 9:52:20	<b>02/09/2015</b> Wed 18:23:27	<b>100</b>	<b>400</b>
 <b>10.0</b>	<b>14/09/2015</b> Mon 8:49:30	<b>14/09/2015</b> Mon 17:44:02	<b>100</b>	<b>400</b>
<b>0.0</b>	<b>15/09/2015</b> Tue 8:14:17	<b>16/09/2015</b> Wed 10:52:01	<b>100</b>	<b>400</b>
<b>0.0</b>	<b>16/09/2015</b> Wed 10:31:02	<b>17/09/2015</b> Thu 17:45:14	<b>100</b>	<b>400</b>
 <b>83.9</b>	<b>21/09/2015</b> Mon 8:20:23	<b>21/09/2015</b> Mon 16:31:07	<b>100</b>	<b>400</b>
 <b>49.4</b>	<b>22/09/2015</b> Tue 10:32:04	<b>22/09/2015</b> Tue 15:59:16	<b>100</b>	<b>400</b>
 <b>56.4</b>	<b>29/09/2015</b> Tue 7:46:56	<b>29/09/2015</b> Tue 16:26:50	<b>100</b>	<b>400</b>
 <b>15.3</b>	<b>01/10/2015</b> Thu 8:07:19	<b>01/10/2015</b> Thu 16:26:02	<b>100</b>	<b>400</b>
 <b>24.7</b>	<b>08/10/2015</b> Thu 8:36:54	<b>08/10/2015</b> Thu 15:32:37	<b>100</b>	<b>400</b>
<b>1.1</b>	<b>28/10/2015</b> Wed 13:37:56	<b>30/10/2015</b> Fri 10:41:59	<b>100</b>	<b>400</b>
 <b>12.6</b>	<b>17/11/2015</b> Tue 8:41:45	<b>18/11/2015</b> Wed 12:56:03	<b>100</b>	<b>400</b>
<b>0.0</b>	<b>24/11/2015</b> Tue 10:55:33	<b>25/11/2015</b> Wed 9:13:58	<b>100</b>	<b>400</b>
 <b>20.3</b>	<b>25/11/2015</b> Wed 9:08:41	<b>26/11/2015</b> Thu 7:54:40	<b>100</b>	<b>400</b>
 <b>36.5</b>	<b>26/11/2015</b> Thu 8:02:40	<b>27/11/2015</b> Fri 8:07:51	<b>100</b>	<b>400</b>
<b>1.5</b>	<b>27/11/2015</b> Fri 7:46:58	<b>27/11/2015</b> Fri 15:52:23	<b>100</b>	<b>400</b>