



*Graham Watkins & Co*

Chartered Surveyors, Estate Agents, Auctioneers & Valuers



## Paddock Farm and Gardens LOT ONE

Upper Hulme, Leek, ST13 8TY

**Offers In The Region Of £800,000**



5



3



1



F



# Paddock Farm and Gardens LOT ONE

Upper Hulme, Leek, ST13 8TY

**PADDOCK FARM & ROACHES TEA ROOMS** COMPRISING A LARGE FIVE BEDROOM FARMHOUSE AND THRIVING TEA ROOM BUSINESS UNPRECEDENTED VIEWS.

Paddock Farm is a four/five bedroom farmhouse together with the popular Roaches Tea Rooms included, outdoor seating and car park. The main farmhouse offers good sized family accommodation set over three floors with lawned gardens adjacent to the lane, parking and views over the countryside and beyond. The Roaches Tea Rooms has a delightful conservatory constructed in hand carved French Oak benefiting from far reaching views over Tittesworth Reservoir, and seats approximately 40-60 with additional outdoor seating.

AN IDEAL BUSINESS OPPORTUNITY OR POTENTIAL FOR MULTI GENERATIONAL PURPOSES OR LARGE FAMILIES.

## Situation

Paddock Farm is situated in the spectacular Peak District National Park and commands far reaching views over Tittesworth Reservoir, The Roaches and surrounding countryside. The property lies between the popular market towns of Leek and Buxton and has good road network links for ease.

## Directions

From Leek, proceed along the Buxton Road through Blackshaw Moor and continue up the hill taking the first turning left signposted Upper Hulme. Follow this road bearing left into Roach Road and continue for approximately half a mile, where Paddock Farm and The Tea Rooms are situated on the left hand side identifiable by our For Sale board.

## Accommodation Comprises:

### PADDOCK FARM

#### Entrance Porch/Utility 10'2" x 8'0" (3.11 x 2.45)

Base cupboards with work surfaces over, fitted coat hooks, floor mounted Mistral oil boiler, secondary glazed window to front aspect, door access to patio area, stable door to side and tiled floor.

#### Breakfast Kitchen 18'1" x 11'6" (5.53 x 3.53)

Range of units base cupboards and drawers, inset one and a half sink unit with mixer tap, plumbing for a washing machine and dishwasher, inglenook fireplace including Watson range cooker, antique radiator, tiled floor, secondary glazed windows to three aspects and good sized under-stair pantry off.

#### Living Room 18'0" x 13'6" (5.51 x 4.12)

Secondary glazed windows to front and rear aspects, with stone fireplace including a stove, double radiator, partly exposed stone wall and two secured doors to the Tea Rooms.







#### First Floor Landing

Exposed ceiling beams, two antique radiators, two secondary glazed windows to rear aspect, staircase to second floor, office area, skylight window, staircase down to the Tea Rooms and integrated under stair and eaves storage.

#### Master Bedroom

13'4" x 10'7" (4.07 x 3.23)

Good sized double bedroom with secondary glazed windows to front aspect, double radiator, exposed ceiling beams.

#### En-suite/Dressing Room

9'10" x 8'7" (3.01 x 2.62)

Low level W.C, pedestal wash hand basin, two skylight windows, single radiator and exposed beams.

#### Bedroom Two

13'7" x 10'5" (4.15 x 3.19)

Another good sized double bedroom with secondary glazed window to front aspect, double radiator and benefitting from built in wardrobe incorporating hot water tank.

#### Bedroom Three

15'5" x 9'0" (4.72 x 2.75)

Double bedroom with secondary glazed window to side aspect, double radiator, exposed beams, under eaves storage and loft access.

#### Bathroom

9'7" x 8'3" (2.93 x 2.54)

Heritage Suite comprising a double sized air bath, enclosed shower cubicle including mixer shower fittings, pedestal wash hand basin, bidet, low flush W.C. Part tiled walls, secondary glazed frosted window to side aspect, wooden floor and heated towel rail.

#### Second Floor Landing

The landing has exposed beams.

#### Bedroom Four

13'5" x 13'4" (4.09 x 4.07)

Another good sized double with skylight windows to both front and rear aspects, exposed beams, under eaves store, double radiator, and offering open plan to bedroom five.

#### Bedroom Five

11'6" x 12'0" (3.52m x 3.66m)

Bedroom Five offers another good sized double room with a range of uses being open plan to Bedroom Four, with skylight window to front aspect, exposed beams and multiple under eaves storage. This leads into the en-suite.





#### En-Suite

8'0" x 4'5" (2.46m x 1.37m)

The en-suite has an enclosed shower cubicle, pedestal wash hand basin, low flush W.C, part tiled walls, radiator and window to the side aspect.

#### Commercial Kitchen

18'2" x 9'7" (5.56 x 2.94 )

Windows to side and rear aspects, two skylight windows, stainless steel double sink unit, light and power connected with commercial extraction system.

#### French Oak Conservatory

25'2" x 16'6" (7.69 x 5.04)

A fantastic room looking into the Valley with fantastic view the conservatory offers approximately seating for 50, with windows to three aspects, double doors to front and side aspect, exposed A frames, under floor heating to featured flooring, partly exposed stone work.

#### Dining Room

19'2" x 16'4" (5.86 x 5.00)

Large picture window to front aspect, with exposed beams and entrance door to front. There is a counter with spacious under counter storage.

#### Rear Store Room

14'8" x 7'2" (4.48 x 2.19)

Two secondary glazed windows to rear aspect, plumbing for a washing machine and tiled floor.

#### Porch

10'11" x 9'4" (3.33m x 2.86m)

External door to side aspect and stone flooring, single radiator, secondary glazed frosted window to rear aspect and a secure door to living room.

#### OUTSIDE

Parking for numerous vehicles with gated access to a private field. Large patio area for Tea Rooms. Double gated access with pedestrian gate leading to Paddock Farm and Tea Rooms Gardens to the rear laid to lawns. The site is enclosed by dry stone walling.

#### Viewings

By prior arrangement through Graham Watkins & Co.

#### Services

We believe the property is connected to mains services.

#### Tenure and Possession

The property is held freehold and vacant possession will be given upon completion.

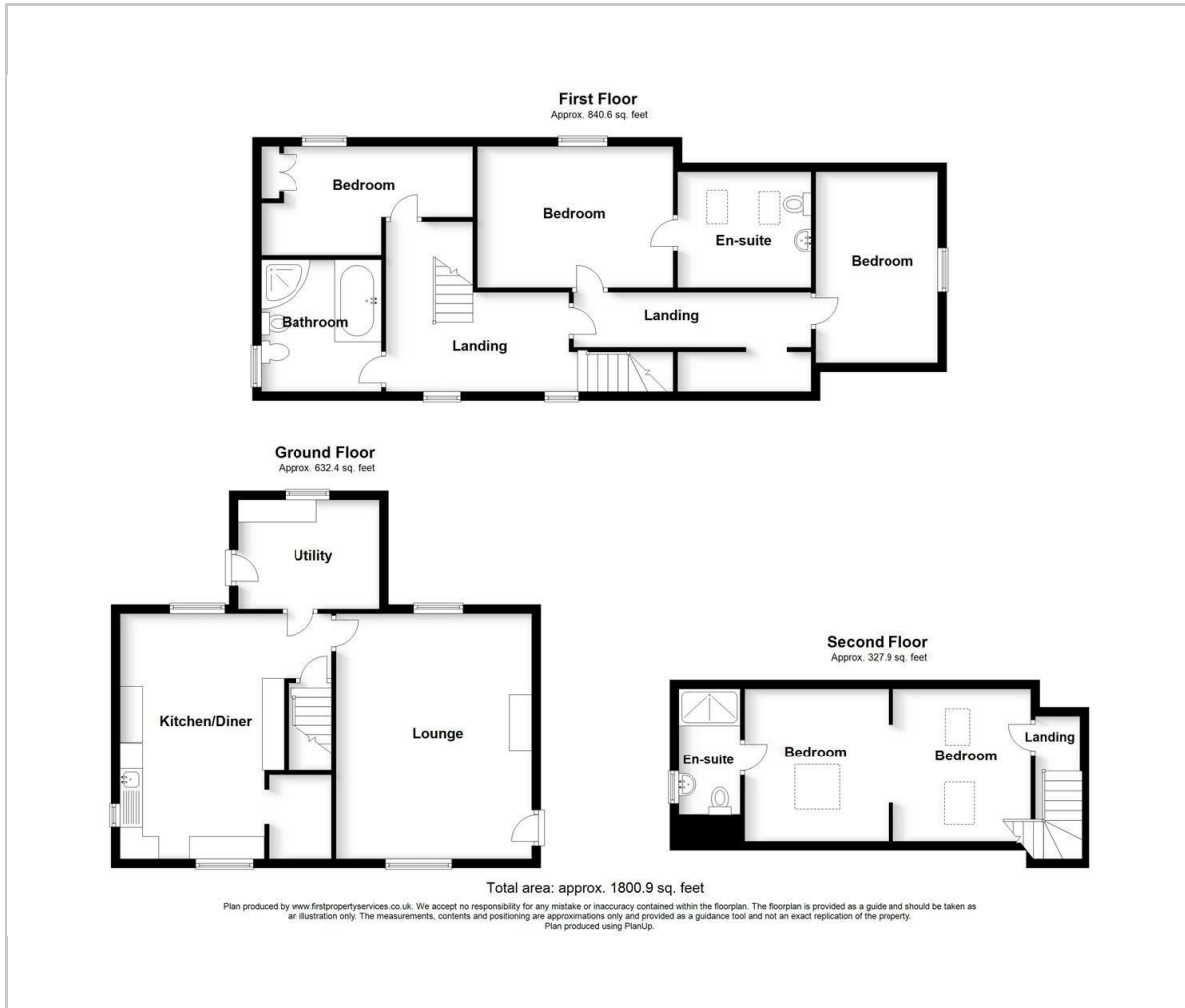
#### Measurements

All measurements given are approximate and are 'maximum' measurements.





## Floor Plan

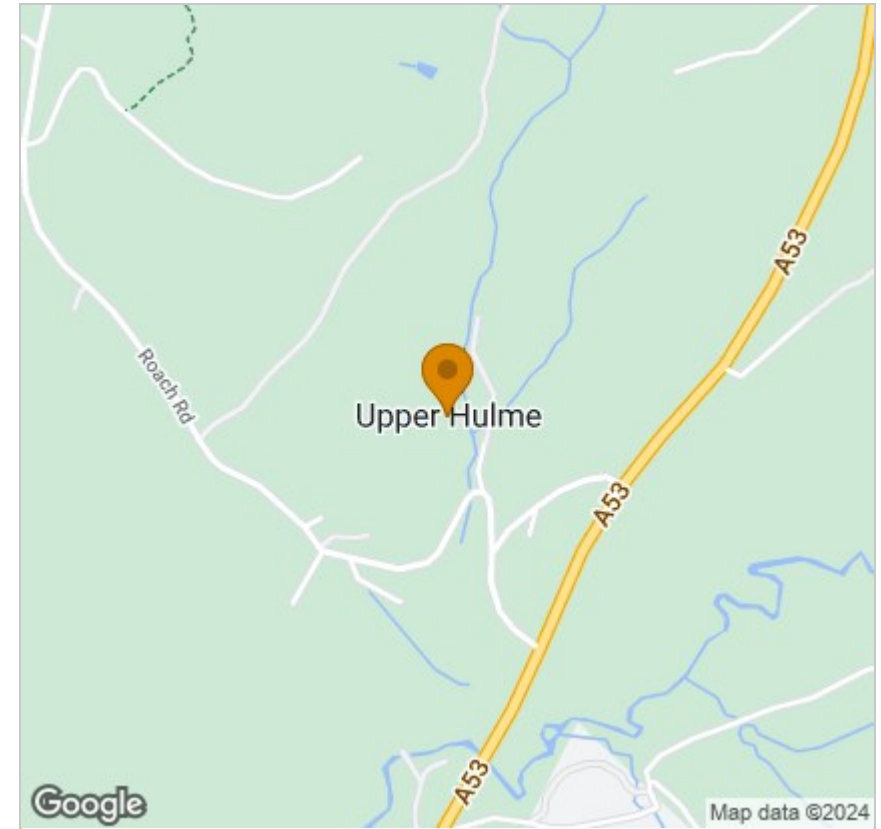


## Viewing

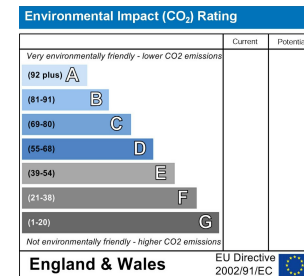
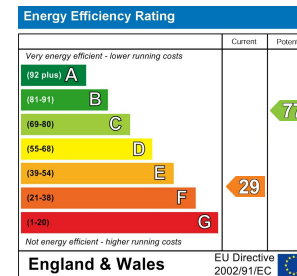
Please contact our Graham Watkins & Co Office on 01538 373308 if you wish to arrange a viewing appointment for this property or require further information.

57 Derby Street, Leek, Staffordshire, ST13 6HU  
Tel: 01538 373308 Email: enquiries@grahamwatkins.co.uk https://www.grahamwatkins.co.uk

## Area Map



## Energy Efficiency Graph



These particulars, whilst believed to be accurate are set out as a general outline only for guidance and do not constitute any part of an offer or contract. Intending purchasers should not rely on them as statements of representation of fact, but must satisfy themselves by inspection or otherwise as to their accuracy. No person in this firm's employment has the authority to make or give any representation or warranty in respect of the property.