



69

FINAL CLASSIFICATION

Pos	Num	Gr	Cl	Competitors	Nat	Drivers	Nat	Vehicle	Time (Penalties)	Km/h	Gap Interv
1	587	T1	15	TIAGO REIS	PRT	TIAGO REIS VALTER CARDOSO	PRT	TOYOTA HILUX	4:09:34.5 (0:00)	84,1	-
2	548	T1	16	ALEJANDRO MARTINS	PRT	ALEJANDRO MARTINS JOSÉ MARQUES	PRT	MINI JOHN COOPER WORKS RALLY JCW RALLY	4:21:26.0 (0:00)	80,3	11:51.46
3	505	T1	15	ANDRÉ AMARAL	PRT	ANDRÉ AMARAL NELSON RAMOS	PRT	FORD RANGER	4:29:30.3 (0:00)	77,9	19:55.75 8:04.29
4	577	T1	15	NUNO MADEIRA	PRT	NUNO MADEIRA FILIPE SERRA	PRT	FORD RANGER	4:31:34.2 (0:32)	77,3	21:59.63 2:03.88
5	535	T1	16	EDGAR REIS	PRT	EDGAR REIS FILIPE MARTINS	PRT	MITSUBISHI RACING LANCER	4:34:53.7 (0:00)	75,4	25:19.17 3:19.54
6	506	T1	16	EDGAR CONDENSO	PRT	EDGAR CONDENSO ANTÓNIO SERRÃO	PRT	FORD MO EXROS PROTO	4:41:15.6 (0:00)	74,6	31:41.10 6:21.93
7	597	T3	1	DAVID SPRANGER	PRT	DAVID SPRANGER PAULO FIÚZA	PRT	VIATURA EXEMPLO	4:42:02.5 (0:00)	74,4	32:27.96 46.86
8	530	T1	16	FRANCISCO BARRETO	PRT	FRANCISCO BARRETO CARLOS SILVA	PRT	FORD RANGER	4:45:20.8 (0:00)	73,6	35:46.28 3:18.32
9	515	T4	7	FILUPE CARVALHO	PRT	FILUPE CARVALHO FÁBIO BELO	PRT	BOMBARDIER X3 XRS	4:50:20.0 (0:00)	72,3	40:45.45 4:59.17
10	541	T1	15	LUIS DIAS	PRT	LUIS DIAS PEDRO CUNHA RÊGO	PRT	NISSAN PICKUP PROTO	4:53:28.4 (0:16)	71,5	43:53.92 3:08.47
11	512	T1	16	CÉSAR SEQUEIRA	PRT	CÉSAR SEQUEIRA TÂNIA SEQUEIRA	PRT	MINI COOPER D PROTOTIPO	4:55:33.5 (0:00)	71,0	45:59.02 2:05.10
12	536	T8		MICHAEL BRAUN	PRT	MICHAEL BRAUN IVO SANTOS	PRT	PORSCHE CAYENE PROTO	5:00:15.2 (0:13)	69,9	50:40.64 4:41.62
13	524	T8		RICARDO NASCIMENTO	PRT	RICARDO NASCIMENTO JORGE FERNANDES	PRT	BMW X5	5:02:42.4 (0:00)	69,4	53:07.90 2:27.26
14	507	T3	7	FILUPE NASCIMENTO	PRT	FILUPE NASCIMENTO PAULO TORRES	PRT	DPR BY PRK SPORT PRK SPORT 002	5:08:30.0 (0:00)	68,1	58:55.49 5:47.59
15	513	T8		JOSÉ MENDES	PRT	JOSÉ MENDES JORGE BAPTISTA	PRT	MITSUBISHI L200	5:13:12.8 (0:00)	67,0	1:03:38.30 4:42.81
16	517	T1	16	BRUNO RODRIGUES	PRT	BRUNO RODRIGUES RICARDO CLARO	PRT	MAZDA PROTO CX5	5:21:52.2 (0:00)	65,2	1:12:17.67 8:39.37
17	551	T2	14	FERNANDO GRILO BARREIROS	PRT	FERNANDO GRILO BARBOSA FERREIRA	PRT	ISUZU D-MAX (TFS85)	5:24:47.5 (0:00)	64,6	1:15:12.98 2:55.31
18	571	T2	14	GEORGINO PEDROSO	PRT	GEORGINO PEDROSO NUNO MARIA BARREIROS	PRT	ISUZU D-MAX (TFS 85)	5:29:20.1 (0:00)	63,8	1:19:45.53 4:32.55
19	545	T8		JÚLIO MOURÃO	PRT	JÚLIO MOURÃO JORGE AMARAL	PRT	RENAULT MEGANE PROTO	5:40:19.6 (0:00)	61,7	1:30:45.07 10:59.54
20	523	T3	1	JORGE CARDOSO	PRT	JORGE CARDOSO ANDRÉ BARRAS	PRT	CAN AM MAVERICK X	6:11:15.3 (0:00)	56,6	2:01:40.81 30:55.74
21	510	T8		HENRIQUE LOURENÇO	PRT	HENRIQUE LOURENÇO RICARDO SOBRAL	PRT	NISSAN NAVARA	6:20:20.8 (1:00:10)	59,9	2:10:46.29 9:05.48
22	559	T2	13	FILUPE CACHOPAS	PRT	FILUPE CACHOPAS GONÇALO BRANQUINHO	PRT	NISSAN PATHFINDER (RS1)	6:20:25.8 (0:05)	55,2	2:10:51.32 5.03
23	531	T8		MARGARIDA SÁ	PRT	MARGARIDA SÁ PEDRO BARROCO	PRT	ISUZU D-MAX TFS	6:38:16.7 (0:00)	52,7	2:28:42.14 17:50.82
24	569	T8		JOHANNES SENDERS		JOHAN SENDERS LUÍS BENTO		NISSAN NAVARRA	7:07:50.3 (1:00:16)	57,1	2:58:15.80 29:33.66
25	519	T2	13	JOAO FRANCO	PRT	JOAO FRANCO PEDRO INÁCIO	PRT	NISSAN NAVARA D22	7:29:50.2 (1:00:00)	50,0	3:20:15.70 21:59.90
26	526	T3	8	TIAGO GUERREIRO	PRT	TIAGO GUERREIRO PEDRO SANTOS	PRT	BOMBARDIER CANAM X3 XRS	9:37:00.9 (2:30:07)	43,1	5:27:26.37 2:07:10.67
27	555	T2	13	SIMÃO COMENDA	PRT	SIMÃO COMENDA LUÍS DIAS	PRT	NISSAN NAVARA D22	11:53:42.4 (5:00:00)	35,4	7:44:07.85 2:16:41.48



km ✓


FINAL CLASSIFICATION


Pos	Num	Gr	Cl	Competitors	Nat	Drivers	Nat	Vehicle	Time (Penalties)	Km/h	Gap Interv
-----	-----	----	----	-------------	-----	---------	-----	---------	---------------------	------	---------------


Bold Priority Drivers / Condutores Prioritários

Reguengos, 03-10-2021, at 18:52

O Colégio Comissários Desportivos,


Manuel Paulo Ferreira
Presidente


António Alcino Bastos


Jorge Cruz