



INSTRUCTIONS FOR COMPLETING THE

TECHNICAL CERTIFICATIONS

INTRODUCTION

To comply with the COVID-19 protocols and promote social distancing, the Federation has established that instead of the pre-race technical checks, participants will fill in three self-certification forms in which it will be declared that the car and all safety devices including the driver's clothing are compliant and used in compliance with the regulations. Randomly, at any time during the Event, the Scrutineers are obliged to carry out checks on the safety of the cars and on the veracity of the declarations. Any false declarations will result in the exclusion from the competition and referral to the Federal Prosecutor.

The holder of the ACI-Sport passport (Competitor, Renter, Scuderia, etc.) must sign and deliver, attaching an identification document, the ANNUAL TECHNICAL CERTIFICATION (mod. CTA1) to a National Technical Commissioner before participating in the first competition of the year. This certification will be loaded into the electronic passport and will be valid until 31 December of the current year. In the case of a passport issued by a foreign ASN, a copy of this certification, together with an identification document of the subscriber, must be delivered to the Technical Steward before each race. The certification can be delivered by a delegate with a written proxy and a photocopy of the delegating party's identification document and the delegate's original document.

The Competitor, for each event to which he intends to register, must complete and sign the **CERTIFICATION OF CAR SAFETY DEVICES** (mod.CDSv2-xx); the form can be downloaded from the ACI-Sport website according to the car group. This form must be delivered, attaching a copy of the subscriber's identification document, to the Technical Steward within the established time. In the case of a competitor who is a legal person, the form can be signed by the Sports Director or Technical Manager holding the ACI license (Article A-9.3 appendix 1 to the National Sporting Regulations). -

Only for cars entered in a Championship, this certification will be valid for the entire duration of the Championship and only for the races, moreover, whoever signs it agrees to promptly communicate any changes that occur to the car during the Championship itself.

Each Driver, for each Event he intends to participate in, must complete and sign the **SAFETY CLOTHING CERTIFICATION** (mod. CAS3); the form can be downloaded from the ACI-Sport website. This form must be delivered, attaching a copy of the subscriber's identification document, to the Technical Steward within the established time.

Only for Drivers / Navigators registered in a Championship, this certification will be valid for the entire duration of the Championship and only for the race, moreover, whoever signs it agrees to promptly communicate any changes that occur during the Championship itself.

INSTRUCTIONS FOR COMPLETING THE CERTIFICATION OF CAR SAFETY DEVICES (mod.CDSv2-xx)

Different forms are available depending on the vehicle group. Consult the attached table to determine the form to fill out.

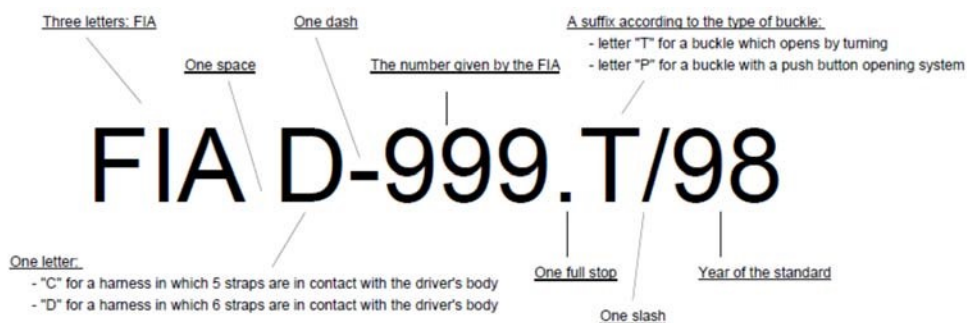
In section I of the form, for each row of the table, check the box OK only if the devices indicated are present, compliant and installed according to the indicated standards. Some devices may not be mandatory for the type of race or the particular group.

Section II of the form contains a table where it is necessary to report the identification and validity data of some safety devices; of which:

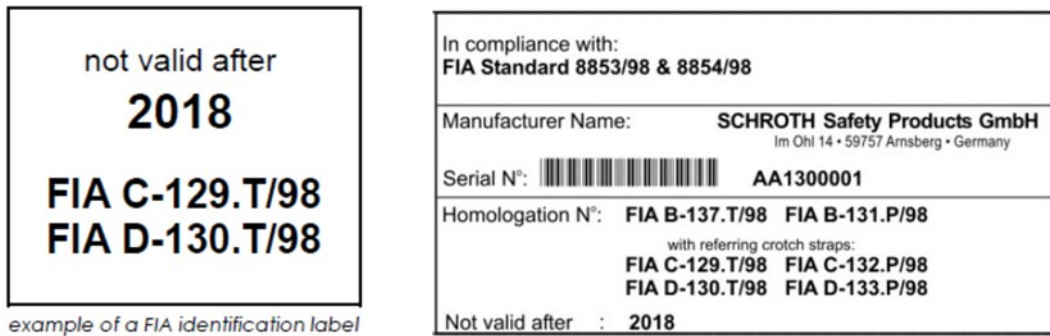
SEAT BELTS - indicate the approval number and expiration date shown on the labels.

The homologation number of the belts is indicated on all labels, which are always sewn close to the buckles. Depending on the FIA standard, the homologation number has different formats, in particular:

- for the 8853/98 or 8854/98 standard, the approval number on the label has the following format:

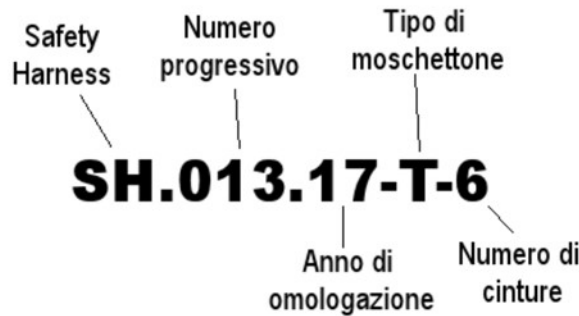


In addition, the labels vary according to the belt on which they are mounted and can be of the following types:



In the field Approval number, the complete code of the form must be reported. It may happen (see example) that some belts have more than one homologation, in this case, it is sufficient to report only the one with the highest number after the horizontal dash among those present on ALL the installed belts (in the case of the example: FIA D -130.T / 98).

- for the FIA 8853-2016 standard, the homologation number is always found on the labels sewn near the carabiners, and is composed as follows:



the form must be completed in full.

SEAT - indicate the approval number and expiry date on the label.

Attached to the seat you can find different types of labels, for example:



In any case, the label always shows the homologation number (Homologation N °) with one of the following formats: **AS.xxx.xx** or **CS.xxx.xx**

For seats built before, 2013 it is possible that the date of manufacture is indicated instead of the expiry date.

EXTINGUISHING SYSTEM and WANDABLE EXTINGUISHER

Write the approval number of the fire extinguisher and its expiry date on the form. The approval number is always shown on the label preceded by the EX code.

Only the hand-held fire extinguisher (where provided) can be non-approved, in this case write the type of extinguishing product and the quantity, as indicated on the label, in the form.

FUEL TANK

If the car is equipped with an approved safety tank, write the tank approval number ((Homologation N °) and its expiry date on the form. The data are shown both on the tank label and on the certificate that must always be present.

INSTRUCTIONS FOR COMPLETING THE SAFETY CLOTHING CERTIFICATION (mod. CAS3)

Each driver or navigator must complete the form. The form provides the possibility of indicating three items for each component. It is mandatory to indicate all possible items of clothing that will be used.

HELMET

In the first line indicate the FIA homologation standard which can be found on the FIA label affixed to the helmet. Consult the list of possible labels attached to this document. Possible standards are:

- 8858-2002 or 8858-2010 (Technical List N ° 41); 8859
- (Technical List N ° 49);
- 8860-2004 or 8860-2010 (Technical List N ° 33); 8860-2018 or
- 8860-2018-ABP (Technical List N ° 69)

In the next line indicate the homologation number of the helmet or the model (see attached label table).

FRONTAL HEAD RETAINING DEVICE

In the first line indicate the FIA homologation standard which can be found on the FIA label. Consult the list of possible labels attached to this document. Possible standards are:

- 8858-2002 or 8858-2010 (Technical List N ° 29);

In the next line indicate the homologation number of the helmet or the model (see attached label table).

SUIT

In the first line indicate the FIA homologation standard which can be found on the FIA label. Consult the list of possible labels attached to this document. Possible standards are:

INSTRUCTIONS FOR COMPLETING THE TECHNICAL CERTIFICATIONS

- 8856-2000 (Technical List N ° 27);
- 8856-2018 (Technical List No 74).

In the next line indicate the homologation number of the helmet or the model (see attached label table). The approval number starts with RS for the 8856-200 standard and for DC for the 8856- standard 2018.

UNDERWEAR, GLOVES, SHOES

In the first line indicate the FIA homologation standard which can be found on the FIA label. Consult the list of possible labels attached to this document. Possible standards are:

- 8856-2000 (Technical List N ° 27);
- 8856-2018 (Technical List No 74).

In the next line indicate the homologation number of the helmet or the model (see attached label table). For the 8856-2000 standard there is no homologation number, report the make or model.

GROUP MATCHING - VEHICLE SAFETY DEVICE CERTIFICATION MODULES

GROUP	THEME SO IG	MODULE
FORMULA 3 - FIA (EXPIRED)	F3 - SO	CDSv2- C
FORMULA 4 FIA	F4	CDSv2- C
REGIONAL FORMULA - FIA	FREC	CDSv2- C
OFF-ROAD SERIES - FIA	T2	CDSv2- F
LIGHT NATIONAL OFF-ROAD POLARIS NATIONAL	FNLP	CDSv2- F
OFF-ROAD VEHICLES STANDARD OFF-ROAD	FNN	CDSv2- F
NATIONAL VEHICLES PREPARED OFF-ROAD	FNA	CDSv2- F
PREPARED - FIA	T1	CDSv2- F
GRANTURISMO - FIA	GT3	CDSv2- GT
GRANTURISMO GT1 - FIA (EXPIRED HOMOLOGATION)	GT1 - S	CDSv2- GT
GRANTURISMO GT2 - FIA (EXPIRED HOMOLOGATION)	GT2 - S	CDSv2- GT
GRANTURISMO GT4 - SRO	GT4	CDSv2- GT
GROUP A - FIA	TO	CDSv2- A
ACCELERATION GROUP	ACC	CDSv2- A
TWIN-CYLINDRICAL GROUP	BC	CDSv2- A
DTM GROUP - ADAC	DTM	CDSv2- B - SH
GROUP E1 - FIA	E1	CDSv2- A
GROUP E2 SILHOUETTE - FIA GROUP E2	E2 - SH	CDSv2- B - SH
SINGLE SEATER - FIA GROUP E2 SPORT	E2 - SS	CDSv2- C
CARS - FIA	E2 - SC	CDSv2- B - SC
GRANTURISMO PRODUCTION GROUP - FIA GROUP N -	RGT	CDSv2- A
FIA	No.	CDSv2- A
SLALOM PROTOTYPES GROUP	PS	CDSv2- B - SC

INSTRUCTIONS FOR COMPLETING THE TECHNICAL CERTIFICATIONS

GROUP R - FIA	R.	CDSv2- A
SPECIAL SLALOM GROUP	SS	CDSv2- A
SPORT GROUP CN PRODUCTION - FIA SPORT GROUP	CN	CDSv2- B - SC
SLALOM PROTOTYPES SPORT RACING GROUP SR - FIA	SPS	CDSv2- B - SC
(EXPIRED) SUPER TOURISM GROUP - FIA (EXPIRED)	SR2 - S	CDSv2- B - SC
SUPERSTARS GROUP	ST - SO	CDSv2- B - SH
	STS	CDSv2- B - SH
TCR GROUP - TCR int. TOP	TCR	CDSv2- A
TUNING GROUP	TOPT	CDSv2- A
AUTOCROSS SINGLE SEAT	MPA	CDSv2- E
SERIES PRODUCTION	PRODS	CDSv2- A
EVO PRODUCTION	PRODE	CDSv2- A
EXPIRED HOMOLOGATION - AFTER	VSO - A	CDSv2- A
HOMOLOGATION EXPIRED - N TROPHY OF	VSO - N	CDSv2- A
BRAND - FORMULA TROFEO DI MARCA -	TM - F	CDSv2- C
GRANTURISMO TROPHY OF BRAND -	TM - GT	CDSv2- GT
SILHOUETTE TROFEO DI MARCA - TOURISM	TM - SH	CDSv2- B - SH
	TM - T	CDSv2- A
OFF-ROAD VEHICLES WITH AUTOMOTIVE ENGINES CSAI OFF-ROAD	TH	CDSv2- F
VEHICLES WITH MOTORCYCLES - CSAI	TM	CDSv2- F

IMPROVED OFF-ROAD VEHICLES - NATIONAL	T3	CDSv2- F.
FIA R1 CARS	R1N	CDSv2- TO
RACING START CARS	START	CDSv2- TO
RACING START PLUS CARS	RSP	CDSv2- TO
SPEED CARS ON GROUND	VST	CDSv2- IS
ZZ - AUTOSTORICHE RALLY / SPEED	* ARYV	CDSv2- S.
	* 24H- S.	CDSv2- B - SH
ZZ - 24H SPECIAL GROUP ZZ -		
HIGH-RISE GROUP ZZ - FGR -	* AS	CDSv2- TO
RALLY GROUP	* FGR	CDSv2- TO
ZZ - E1 CARS CLIMBING BRAND TROPHIES ZZ -	* E1 - M	CDSv2- TO
GROUP E CARS	* VGE	CDSv2- A / B
ZZ - VEHICLES EXPIRED HOMOLOGATION ZZ -	* VSO	CDSv2- TO
NATIONAL SPORT VEHICLES	* VSN	CDSv2- B - SC
ZZ - STANDARD TOURISM CARS	* VTS	CDSv2- TO
ZZ - ENDURANCE TOURISM CARS	* <u>TUEN</u>	CDSv2- TO

SUMMARY OF APPROVED COMPONENT LABELS



SEAT BELTS

Label example	standard FIA	List technique	Note
	8853/98 in use until 31.12.2012	24	
	8853/98 in use since 01.01.2013	24	the label with the serial number it is sewn on the belt permanently connected to the quick release carabiner
	8853-2016	57	




SEAT

Label example	FIA standard	List technique	Note
	8855/99 in use until 31.12.2013	12	
	8855/99 in use since 01.01.2014	12	
			extension label validity (the



INSTRUCTIONS FOR COMPLETING THE TECHNICAL CERTIFICATIONS

	8855/99		label must always be present original)
 	8862-2009	40	






SEAT BRACKETS

Label example	FIA standard	List technique	Note
 	8862-2009 valid until 31.12.2021	40	the seat combination brackets is shown in technical list
	8862-2009 valid until 01.01.2012	40	

INTERIOR NETS (RACING NETS)

Label example	FIA standard	List technique	Note
 	8863-2013	48	

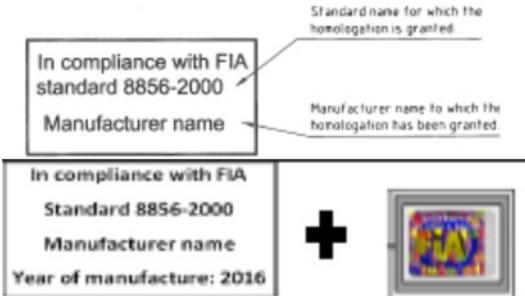

SUITS

Label example	FIA standard	List technique	Note
	8856-2000 in use until 31.12.2012	TL27	
  	8856-2000 in use since 01.01.2013	TL 27	
 	8856-2018	TL74	

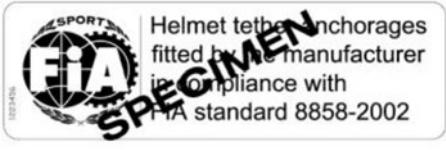

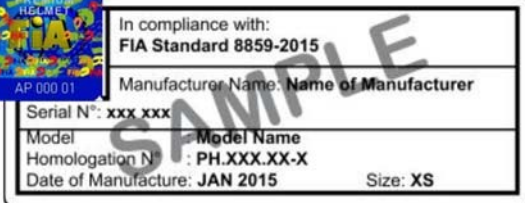

UNDER SUIT, UNDER HELMET, SOCKS, SHOES AND GLOVES





Label example	FIA standard	List technique	Note
---------------	--------------	----------------	------

INSTRUCTIONS FOR COMPLETING THE TECHNICAL CERTIFICATIONS




	<p>8856-2000 in use until 31.12.2015</p>		<p>Report the brand and the model in place of the approval</p>
	<p>8856-2000 in use since 01.01.2016</p>		<p>Report the brand and the model in place of the approval</p>
	<p>8856-2018</p>	<p>TL74</p>	

HELMETS

Label example	Approval	List technique	Note
	<p>FIA 8858-2002</p>	<p>TL41 part II</p>	<p>in the approval number field indicate the helmet model</p>
	<p>FIA 8858-2010</p>	<p>TL41 part I</p>	<p>in the approval number field indicate the helmet model</p>
	<p>FIA 8859-2015</p>	<p>TL49</p>	
	<p>FIA 8869-2004</p>	<p>TL33 part II</p>	<p>in the approval number field indicate the helmet model invalid after 31.12.2020</p>

 <p>In compliance with: FIA Standard 8860-2010</p> <p>Manufacturer: Helmet Company Model: FNV-D31 Homologation No: AH.XXX.XX-X Size: 57</p> <p>Serial No:</p>	<p>8860-2010</p>	<p>TL33 part I</p>	
 <p>In compliance with: FIA Standard 8860-2010</p> <p>Manufacturer Name: Name of Manufacturer</p> <p>Serial N°: xxx xxx</p> <p>Model : Model Name Homologation N° : AH.XXX.XX-X Date of Manufacture: JAN 2013 Size: XS</p>			
 <p>In compliance with: FIA Standard 8860-2018</p> <p>Manufacturer Name: Name of Manufacturer</p> <p>Serial N°: xxx xxx</p> <p>Model : Model Name Homologation N° : AH.XXX.XX-X Date of Manufacture: JAN 2018 Size: XS</p>	<p>FIA 8860-2018 8860-2018-ABP</p>	<p>TL69</p>	
 <p>In compliance with: FIA Standard 8860-2018-ABP</p> <p>Manufacturer Name: Name of Manufacturer</p> <p>Serial N°: xxx xxx</p> <p>Model : Model Name Homologation N° : AH.XXX.XX-X-ABP Date of Manufacture: JAN 2018 Size: XS</p>			

FRONT HEAD RETAINING DEVICES

Label example	FIA standard	List technique	Note
 <p>In compliance with: FIA Standard 8858-2010</p> <p>Manufacturer: Restraint Company Model: SFR-8E Homologation No: FHR.XXX.XX-X</p> <p>Serial No:</p>	<p>FIA 8858-2010</p>	<p>TL29 part I</p>	
 <p>In compliance with: FIA Standard 8858-2010</p> <p>Manufacturer Name: Name of Manufacturer</p> <p>Serial N°: xxx xxx</p> <p>Model : Model Name Homologation N° : FHR.XXX.XX-X Date of Manufacture: JAN 2013</p>			
 <p>In compliance with FIA standard 8858-2002</p> <p>Manufacturer: Hubbard Downing, Inc. Model: 20RE</p>			

INSTRUCTIONS FOR COMPLETING THE TECHNICAL CERTIFICATIONS

	FIA 8858-2002	TL29 part I	in the approval number field indicate the template
--	----------------------	------------------------	--