



HISTORIC REGULARITY RALLY 2022

REGULATIONS IN ENGLISH





HISTORIC REGULARITY RALLY –REGULATIONS OF SERIES

1. General

Historic Rally Trophy 2022 is an official series of Finnish ASN, AKK-Motorsport ry, and the series follows the Motorsport Regulations of which AKK has published, or the National Regulations for Motorsports set out in other notices, the Rally Regulations, these HRT Series Regulations, the Historic Regularity Rally Series (HTRS) Regulations, the Classic F Homologations, and each series rally rules and any additional regulations for each event. In case of conflict, these HRT series rules and the HTRS rules will be interpreted by the Board of Historic Rally Club Finland. The Finnish version of the HRT regulations is dominant.

The organizer of the series, the officials of the rally and all natural or legal persons participating in the series and / or the series are obliged to read the rules, as well as they / they must undertake to comply with these rules. In addition, the organizer of the series rally and the staff of the rally must read and follow the instructions described in the Handbook for the Historic Rally Trophy organizers.

Contact information for HRT series staff:

- Series coordinator: Juha Ikonen, tel. +358 50 574 4485, juha.p.ikonen@outlook.com
- Regularity Rally coordinator: Reijo Rintala, tel. +358 40 866 8895, reijo.rintala@pp3.inet.fi
- Media: Kikka Kuosmanen, tel. +358 40 580 4620, kikka.kuosmanen@kolumbus.fi

2. Competitors, cars and entries

2.1 Competitors

The crew consists of at least two pilots (driver and co-driver, ie. a map reader). All competitors must have a license, which can be either:

- AKK Competitor License
- AL Competitor License
- or an introduction license that can be redeemed on site at the rally office.

The driver of the car must have a valid driving license. All crew members must be at least 15 years old. A driver is considered to be an official representative of the car team throughout the rally. Participation in HTRS series rallies is also possible with a license issued by a foreign motorsport federation. However, participation in a license issued by a foreign association is conditional on that license entitling the holder to compete in foreign rallies.

Competitors competing with a license issued by a foreign rally federation must submit a serial registration by e-mail to:
juha.p.ikonen@outlook.com

Participants in the HTRS do not need to register for the HTRS series. You can also participate in the HTRS and HN categories with a reconnaissance license, and you can also participate in the HTRS class with an Autoliitto (local Finnish car association) license, and no rally degree is required from an HTRS competitor.

2.2 Competitors' equipment

- Equipment in accordance with the Rally Rules (Section 7.9) is recommended
- The use of a helmet is mandatory in cars where the head restraints are not fitted with head cushions (HANS is not mandatory)
- The crew must have a GPS tracker (Garmin GLO) and a mobile phone with the MiRally Crono application installed, and it must be operational throughout the rally

REGULATIONS 2022



2.3 Cars

The rally is run by a car registered for public transport or the car must have a valid transfer permit. The car should fill with the provisions of the road traffic law of the country where the car is registered / licensed, and the car must have a valid motor insurance. A car driven with a transfer permit must have a valid racing car condition inspection. The rally car must have one of the following documents:

- FIA Historic Technical Passport
- FIA Historic Regularity Car Pass
- FIVA Identity Card

2.4 Car equipment

2.4.1 Instruments and technical devices:

- All mechanical or electrical trip and time measuring devices, tables and calculators are allowed, including GPS-based

2.4.2 Other equipment:

- Reflective vests must be provided for each crew member
- The equipment is free, taking into account both the age of the car and the general traffic regulations
- The car may be equipped with newer safety equipment, such as benches, etc.
- Only tires, studs and lights generally accepted for traffic at the time of the rally may be used in a car of the same age category
- First aid kit
- 2 warning triangles
- OK / SOS symbol

2.5 Car insurance

The motor third party liability insurance obligation is determined in accordance with the Road Traffic Act in force at the time.

Involvement the equal speed class is at the competitor's own risk and the competitor must ensure that all necessary insurance is in place.

2.6 Registration for the rally

Registration for the rally takes place through the KIT1 system. The rules of the rally state when and where the entry fee must be paid. If there is a maximum number of participants in the rally, the rules state on what basis potential entrants will be eliminated.

2.7 Categories

Class 24: Electronic aids are free.



3. The course of the rally

3.1 Competitor instructions and materials

A rally guide will be prepared for each rally, which will be published in connection with the list of those accepted for the rally in the KITI system of AKK-Motorsport and on the rally's electronic bulletin board, in the Sportity application.

The organizer of the rally will distribute the material needed to complete the rally, including the timecard and the road book, as well as the speeds and speed change points to be used in the regularity speed tests, no later than the time indicated in the rally instructions. The rally instructions state in which format (printout / file) the rally material will be delivered, and the material delivered in the stated format will prevail. The speeds used in the constant speed tests can be indicated either in the road book, in the timecard, as a separate speed reference or as a speed table. The speed reference or table may be given either with other material or at any TC station prior to that regularity speed test. In addition to the official material mentioned above, the organizer of the rally may make other material available to the competitor. The use of other material is voluntary, and the use and impact on the competitor's performance is the responsibility of the competitor.

3.2 Starting list

Historic Rally Club Finland ry prepares a starting list for the rally and the rally organizer publishes it according to the schedule mentioned in the rally rules.

3.4 Scrutineering / security check

The safety inspection checks the condition of the car and at least the following items:

- Check the attachment of rally numbers and advertisements
- Check car registration, transfer permit and documents (HTP, HRCP (Historic Regularity Car Pass), FIVA IC (Federation Internationale Vehicules Anciens Identification Card))
- Check the car's compliance with the road traffic regulations; mm. inspection, lights, tires
- Check the car's equipment, see above
- Check competitors' equipment

The safety inspection will take place at the place indicated by the organizer, at the latest in the competitor's instructions, according to the announced schedule.

4. Checkpoints and breaks

4.1 Speed and traffic control stations

Speed monitoring can be observations made by authorities (reported) or speed measured and verified by GPS.

GPS speed monitoring is performed at the location given in the road book and by monitoring the speed given in the roadbook.

Speed monitoring can be instantaneous speed, medium speed or top speed monitoring. Other traffic rules can be used to monitor, for example, compliance with the STOP signs in the road book.

4.2 Regularity speed test (TK)

The rules for the special test of the Rally Rule apply to the constant speed test.

4.3 Secret Time Check Station (ST)

Secret Time Check Stations (ST) have been placed for the constant speed test (TK).

- The minimum distance from the start of the TK to the first ST is 1,000 km
- The ST can be either manned or based on a GPS locator• ST is typically present every 0.2 to 1.0 km
- In order to avoid overtime, the TK must run the competitor at the average speed (s) indicated by the organizer to that TK
- The ideal time for ST is the total time of TK from start to ST
- The timing for each ST takes place to the nearest tenth of a second
- The last ST must be located no more than one (1) kilometer before the end of the TK

REGULATIONS 2022



4.4 Parc Fermé

There is no Parc Fermé in the regularity rally class. However, in the Lahti two-day rally event, the competitor is obliged to arrive at the TC station (Parc Fermé In) according to the rally route and must arrive in the Parc Fermé before the start time for the next leg of the rally (Parc Fermé Out). There is no need to leave the car at Parc Fermé over night.

4.5 GPS recorder malfunction

The operation of the GPS tracker is the responsibility of the competitor. One erroneous function can be removed from each competitor's data (provided the competitor was on the rally route and schedule when the GPS tracker malfunction began).

5. Results

The results of the regularity speed tests are calculated for each ST to the nearest tenth of a second. The results are obtained by summing the time penalties obtained from the constant speed tests and any other penalties obtained. The results of the rally will be published when the competitors reach the finish line. The crew with the lowest total penalty score is the winner.

6. Penalties

6.1 Time Penalties

- ST time, filling 0.1 s difference from the calculated time; 0.1 s
- Maximum from one ST; 60 s
- GPS speed monitoring at the target speeding, / 1 km / h; 1 s
- Other faults detected by GPS in the driving instructions of the road book, e.g. STOP sign / piece; 10 s
- Unfermented ST; 60 s
- Maximum penalty for one constant speed period; 600 s

PLEASE NOTE! TC practise and penalties are based on the Rally Regulations.

6.2 Other penalties (1st offense)

- Irregular equipment (eg rally tires); 1800 s
- Momentary overspeed of more than 20 km / h used for transitions; 1800 s

6.3 Exclusion from the rally

- Unsportsmanlike behavior
- Reported traffic violation
- Rule violations in the control area• Illegal equipment / 2nd offense
- Momentary speeding over 20 km / h used with transitions (radar, GPS measurement, etc.) 2nd violation

REGULATIONS 2022



7. Regularity rallies in series

22.01.2022	V Kuhmoisten Sora -ralli; Tullan UA, Kuhmoinen
19.02.2022	Savonlinna-ralli; Savonlinnan UA, Savonlinna
21.05.2022	Kaakkoisralli; Kotkan UA, Kotka
18.06.2022	Autoglym-ralli; PR-Racing, Pirkanmaa
12.08.2022 *)	Lahti Historic Rally 1; Lahti Historic Rally ry, Lahti
13.08.2022 *)	Lahti Historic Rally 2; Lahti Historic Rally ry, Lahti
10.09.2022	The Rally of the Thousand Lakes; Jyväskylän Suurajot/AL Jyväskylän osasto, Jyväskylä
01.10.2022	XLV Rantaralli; Naantalin Seudun UA, Mynämäki

*) FIA will confirm the rally dates when the FIA European Historic Rally Championship calendar is published.

Lahti rally event will be run as a two-day, two separate HTRS rallies, where the prize will be awarded based on the combined results of two (2) days. The so-called two-day rally event in Lahti uses the so-called The Super Rally rule (re-entry), which allows a crew who have missed a special stage or tests during the first part of the rally (first rally day) or do not arrive at the last time checkpoint in time, may be re-entered for the next part of the rally on the second day).

More detailed information about the rallies and the regulations of the rallies are published in AKK-Motorsport web portal, KITI-kisapalvelu: <https://akk.autourheilu.fi/Public/Kiti/rally/rallyCalendar.aspx>

8. Series registration and fees

There is no separate series registration or serial fee for the series. The organizers of the HRT rallies will provide HRCF with a 60 € / HTRS crew, for a series of promotional costs, covering the materials for the speed category (including the speed roadmap and its design work), the speed table and the MiRally result tracking and calculation service.

9. Scoring, ranking points

Driver and co-driver will get points from the rally based on the class results so that; the winner gets 11 points, the next 9 points, the 3rd ranked 8 points, the 4th ranked 7 points, etc.

From the two-day Lahti rally event, separate rally points will be awarded for both rally days.

10. Participation points

There are eight (8) HTRS rallies on the series calendar. A competitor may receive entry points for a maximum of six (6) events.

If there are six (6) or less rallies, the number of rallies entitling to participation points will be reduced by one (-1).

For the two-day rally, the Lahti rally event, separate rally points will be awarded for both rally days.

Each competitor will receive entry points according to how many HTRS series events he has participated in as an approved competitor.

The competitor will receive one (1) entry point for the first rally, two (2) for the next, three (3) for the third,

four (4) for the fourth, five (5) for the fifth and six (6) for the sixth.

REGULATIONS 2022



11. Series endpoints

There are eight (8) HTRS rallies in the series calendar. If there are seven (7) series of rallies in the series, the rallies organized according to the end points minus two (-2) will be considered. If there are six (6) or less rallies in the series, the rallies arranged according to the end points will be considered less one (-1). If a competitor's performance is rejected in a series of rallies due to non-compliance with the technical rules of the car found during the technical inspection, that rally will be counted as one of the rallies to be considered in the series points calculation. In the event of a tie, the highest single ranking, the second highest, etc. If the above comparison does not provide a solution to the series rankings, the mutual ranking of the competitors will be decided by the best ranking score excluded from the scoring. If even then the series placings cannot be resolved, the second-best ranking point excluded from the scoring will be considered. If this does not provide a solution either, the series ranking will be divided among the competitors.

12. Series Advertisements

Historic Rally Club Finland ry reserves the right to the following advertising spaces for HTRS competitors' cars (Appendix 1):

- advertising space at the top of the windscreen (no other advertising on the windscreen)
- door advertisements; 20 cm x 40 cm advertising space

The advertising rules of the series apply to all regularity rally competitors competing in the rally.

13. Series Awards

Historic Rally Club Finland ry awards the five (5) best drivers and co-drivers in the HTRS series.

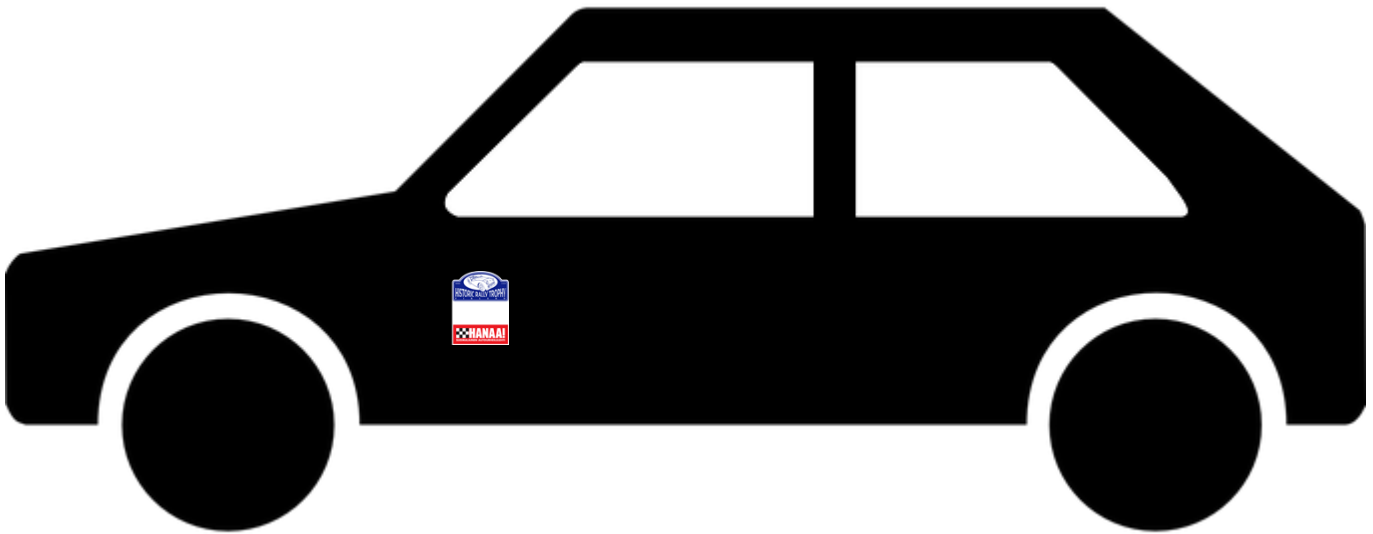
APPENDIX 1 - Serial Advertisements

APPENDIX 2 – Regularity Rally; Competitor Tracking Guide




Appendix 1 – Series advertisements

Door sticker

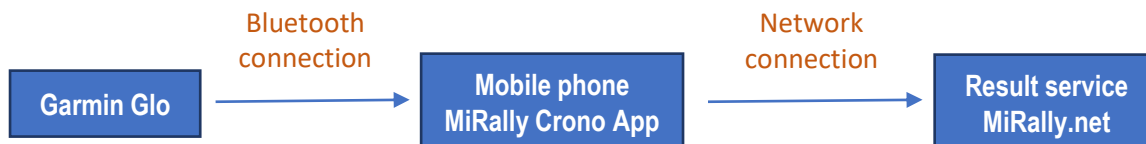


Windscreen sticker



The MiRally SmartControl system is used to calculate the regularity rally results. The system stores the competitor's location during the rally, provides information via a network connection to the system, and calculates the competitor's difference to the ideal time at each predefined checkpoint.

The Garmin Glo locator is used to determine location information, and a cellular network connection is used to transmit location information. **The competitor must have both devices in use and in operation on the day of the rally.**



Below is information and instructions for using the system and setting up various devices. Once the settings are made correctly, they will normally remain in the devices' memory.

Garmin Glo

There is a margin of error in the GPS data of all devices; the newer or higher quality the device, the more accurate the defined location. In addition, there are significant differences technically and qualitatively between phone manufacturers and phone models. In order to compensate for the differences in error margins between competitors, it has been decided to use an external positioning unit – Garmin Glo was chosen as the device. It replaces your phone's own GPS configuration during the rally.

Tablet and / or mobile phone

Your tablet or phone must have an Android or iOS (Apple) operating system and a network connection. The device's operating system must be iPhone 4S or later, or the Android operating system from 2014 onwards. You must have the MiRally Crono application installed on your device, which is available from both the Android or Apple app store. The application should be allowed to use location services, you should also make sure that the application does not optimize battery usage, and from time to time the application should be updated to the latest version. Today, the MiRally Crono is also part of the competitor's Rabbit 2.0 App, which can be used to display the competitor's ideal driving time and distance measurement; thus, one device could be used for driving and transmitting location information. However, a device using Rabbit 2.0 must have a network connection. It is recommended to have at least two MiRally Crono connections during the rally.

Usage

A crew can use more than one pair of devices or just another mobile phone during the rally. It is recommended that the device used be charged throughout the rally. The availability of the necessary equipment and applications as well as the operation during the rally are the responsibility of the competitor.

Connecting the Garmin Glo tracker to your Device

- **iPhone** (<https://support.garmin.com/en-US/?faq=a8WwgwdMSS3LelsW8lavJ6>)
 - 1) Start Garmin Glo
 - a) Make sure the blue light is blinking
 - 2) Open iPhone Settings
 - 3) Select Bluetooth
 - a) make sure Bluetooth is turned on
 - b) select Garmin Glo from the device menu, connect
 - 4) Done when the Garmin Glo blue light is on and iPhone indicates Garmin Glo is “connected”

- **Android** (<https://support.garmin.com/en-US/?faq=1BEq2yXIPj5SdcTfdXrdd6>)
 - 1) Install the Bluetooth GPS app on your device (Google Play Store)
 - 2) Start Garmin Glo
 - a) Make sure the blue light is blinking
 - 3) Open device settings and select Connections
 - 4) Select Bluetooth
 - a) make sure Bluetooth is turned on
 - b) select Garmin Glo from the device menu, connect
 - 5) The Bluetooth connection is OK when the blue light on the Garmin Glo is on and the device indicates Garmin Glo is “connected”
 - 6) Open the Bluetooth GPS application
 - a) select “Enable Mock GPS Provider” located at the top left
 - I) If the Android settings page and the option “Allow mock locations” appear, accept and return to the Bluetooth GPS application with the back key
 - b) select “Settings” from the Bluetooth GPS app menu
 - I) under Service Settings, accept “Reconnect”
 - II) under Connection Problems Related, accept “Use Insecure Connection”
 - III) return to the Bluetooth GPS main page and press “Connect”
 - 1) If the fields fill in and update, Garmin Glo and your phone will work properly. You can still switch between the “Status” and “Map” pages to see the information updated.
 - c) in some cases, the device does not accept external devices and the settings must be changed separately. Instructions can be found e.g. https://docs.google.com/document/d/1zy_0N6MyI0uSwZMPoEK5O8EmLZeHfERRIDloiRw2bR0/mobilebasic?pli=1
 - d) on some Android devices, it is possible to “turn off” the phone's own GPS.

There are several different help videos available on Youtube about the settings for both operating systems.

Keywords Garmin Glo Android / iPhone.

Necessary actions before the rally

- Create personal IDs for the MiRally.net website
 - 1) Remember the specified email and password**
- Select the rally you want to participate in
 - 1) Check or complete the driver, co-driver and car information and register for the rally.
 - 2) Check phone numbers, the organizer can contact you in case of any problems.
- Connect Garmin Glo and Device (Bluetooth)
- Make sure your GPS data is from Garmin, such as the Bluetooth GPS app (Android) 4Make sure the MiRally app is working
- Always charge Garmin Glo tracker with full battery before the rally

Activities on rally day

- Turn on Garmin Glo and make sure your phone's Bluetooth connection is turned on
 - 1) The use of an external locator on your Android phone can be ensured by launching the Bluetooth GPS app, the app can be on in the background throughout the rally
 - 2) If necessary, connect the Garmin Glo to the charge
- Launch the MiRally Crono application on your mobile phone and log in to the application with the previously defined IDs.
 - 1) It is recommended that you restart your phone before launching the application.
 - 2) Connect the phone to the charger for the duration of the rally
 - 3) Always keep the app on the screen "top" during the rally, after launching the app do not return to the main screen!
 - 4) Do not use the phone for other functions during the rally, in case of emergency other uses are allowed
- Check the application time when the system is connected to the GPS signal.
 - 1) Make sure MiRally Crono is running (clock running, fields other than power management are "green")
 - 2) Application messages, note if in red;
 - a) ERR (01): cell phone not registered
 - b) ERR (02): it's not the Rally day
 - c) ERR (03): not registered or not approved in the rally
- Check the margin of error for the location
 - a) when operating the Garmin Glo, the margin is in the order of +/- 1.5 - 3.0 m
- **If the weather is hot, the temperature of your phone or Garmin Glo may rise too high on the dashboard, causing the device to turn off.**
- **During the rally, the competitor can activate several devices with the same user ID to transmit location information. The operating model is strongly recommended even if the other phone is without Garmin GPS data. The system uses the best information for each checkpoint.**
- After the rally, restart the phone for the MiRally Crono to close completely