



RALLY GUIDE





FIA HISTORIC
RALLY
EUROPEAN CHAMPIONSHIP



1

Tampere 2.8.2021

Dear Participant of the Lahti Historic Rally 2021.

I have the great pleasure to welcome you to the one and only gravel rally - Lahti Historic Rally 2021!

Our rally has gathered the bravest Finnish and foreign Historic rally drivers and teams. This year the number of competitors is less than before, but we all know these challenging circumstances due to Covid -19. There are 29 crews and competitors represent 4 different nationalities.

The route has also experienced a big change - again. Compared to 2019, about 80% of the special stages are new – some very demanding, so the speed must be right from the first meters on if you desire to succeed.

On Friday the Rally runs in north of Lahti at Sysmä region and on Saturday west of Lahti at Lammi region. Both days consist of three different special stages, each will be run twice.

I'd kindly ask you to pay special attention to the route reconnaissance because farmers might be working on the fields and that's because there could be large vehicles moving along the route. Especially the liaison road section from SS1/4 to SS2/5 is very narrow and there may be traffic coming in the opposite direction.

Speed limits must be followed strictly! Driving speeds are monitored particularly closely with GPS devices and speeding will be penalized!

I wish you and your team good luck for the Rally!


Juha Kukkonen
Clerk of the Course
Lahti Historic Rally 2021

1. COVID-19 PROTOCOL

Organizer reserves rights to any changes to the COVID-19 Protocol at any moment and will communicate of such changes via the Official Noticeboard. See SPORTITY app, password LHR2021.

1.1 ARRIVING TO THE EVENT

Attendees arriving from other countries than Finland

- 1) Submit your COVID-19 accreditation information by answering e-mails sent by the Organizer.
 - 2) Take a COVID-19 test (either PRC- or Antigen test) before leaving your country of origin (less than 72 hours old at the time of arrival in Finland). **Send the result certificate to the Organizer's e-mail covid@lahtihistoricrally.fi** as soon as possible and keep the certificate available for inspection during your whole travel.
 - 3) Take a COVID-19 test (Antigen) as soon as you arrive to Finland. Have the result certificate available for inspection during your whole travel.
- The Organizer has negotiated reduced prices with Mehiläinen Oy. Antigen test costs 99EUR, PCR test 195EUR, paid by credit card. Information about testing places and their opening hours will follow later.
- 4) As long as you leave Finland under 5 days of arriving, no second COVID-19 test in Finland is required.

If you need a departure COVID-19 test, a testing possibility can be arranged at the Lahti service park on Friday and/or Saturday. Inform the event COVID-19 manager of your testing needs by e-mail covid@lahtihistoricrally.fi. Remember to book your departure test in advance and take it early enough to receive the result before your departure journey.

If you arrive in Finland from outside the EU and do not have a valid Covid-19 vaccination, the Organizer will apply for a special permit for you to enter Finland and send it by e-mail as soon as the Finnish Border Authorities give the permission.

Attendees arriving from within Finland

No COVID-19 tests are required.

1.2 STAY IN FINLAND AND AT THE EVENT SITES

Always wear a medical facemask, remember good hand hygiene, and keep social distance of 1 - 2 meters to other people.

We strongly advice to keep social contacts to the minimum during the event, at both the event sites and during free time outside the event operations.

COVID-19 symptoms and positive test results

Any person feeling any COVID-19 related symptoms must immediately self-isolate him/herself. In that case, contact the event COVID-19 contact person Tanja Tuomisto **Tel. +358 40 568 9205** to get further information about procedures needed.

If you have any questions about Covid-19 matters, don't hesitate to ask by e-mail covid@lahtihistoricrally.fi.

Let's make Lahti Historic Rally 2021 a safe experience to everyone!

2. PROGRAMME DURING THE RALLY WEEK

Tue 10.08.2021		
16:00 – 18:00	Rally HQ open	Rally HQ, Lahti Hall
16:00 – 18:00	Registration for Reconnaissance Administrative Checks Collection of Road Book, route map and other documents Collection of Reconnaissance Tracker / Rally Safety Tracker Checking of Reconnaissance cars	Rally HQ, Lahti Hall
Wed 11.08.2021		
07:30 – 18:30	Rally HQ open	Rally HQ, Lahti Hall
07:30 – 18:30	Registration for Reconnaissance Administrative Checks Collection of Road Book, route map and other documents Collection of Reconnaissance Tracker / Rally Safety Tracker Checking of Reconnaissance cars	Rally HQ, Lahti Hall
08:30 – 17:30	Reconnaissance	See Schedule App 2
18:00	Safety Car briefing	Remote meeting
Thu 12.08.2021		
06:30 – 20:00	Rally HQ open	Rally HQ, Lahti Hall
06:30 – 12:00	Administrative Checks Collection of Road Book, route map and other documents	Rally HQ, Lahti Hall
06:30 – 20:00	Media Centre open	Rally HQ, Lahti Hall
07:00 – 16:00	Reconnaissance	See Schedule App 2
13:00 – 13:30	First Stewards' Meeting	Rally HQ, Lahti Hall
14:00 – 17:00	Scrutineering - sealing and marking of components	Autosalpa Oy
18:00	Publication of Start List for Leg 1	Official Notice board VNB (Sportity app)
Fri 13.08.2021		
07:30 – 22:00	Rally HQ open	Rally HQ, Lahti Hall
07:30 – 20:00	Media Centre open	Rally HQ, Lahti Hall
09:01	Competitors enter start park	Lahti Harbor
09:31	Start Leg 1 / Ceremonial Start / TC 0	Lahti Harbor
19:00	Finish Leg 1 / TC 6C	P Hansa, Parc fermé
20:00	Publication of partial unofficial classification of Leg 1	Official Notice board VNB (Sportity app)
20:30	Publication of Start List for Leg 2	Official Notice board VNB (Sportity app)



FIA HISTORIC RALLY
EUROPEAN CHAMPIONSHIP



Sat 14.08.2021		
07:00 – 20:00	Rally HQ open	Rally HQ, Lahti Hall
07:21	Scrutineering of restarting cars begins	Parc Fermé, P-Hansa
07.51	Start Leg 2 / TC 6D	
08:00 – 20:00	Media Centre open	Media Centre, LahtiHall
17:05	Finish Leg 2 / Podium Ceremony and Prize-Giving	Podium, Lahti Harbor
17:05	Parc Fermé after finish	Lahti Aqua parkingarea
17:30	Final Scrutineering	Autosalpa Oy
19:30	Publication of Provisional Final Classification	Official Notice board, VNB

HQ LOCATION AND CONTACT DETAILS

Rally HQ location from Tuesday 10th of Aug until Saturday 14th of Aug

Lahti Hall

Address: Salpausselänkatu 7, 15110 Lahti

Tel: +358 40 933 3751

Rally HQ opening hours

Tue 10.08.2021 16:00 – 18:00

Wed 11.08.2021 07:30 – 18:30

Thu 12.08.2021 06:30 – 20:00

Fri 13.08.2021 07:30 – 22:00

Sat 14.08.2021 07:00 – 20:00

MEDIA CENTRE

Media Centre

Location: Lahti Hall Salpausselänkatu 7, 15110 Lahti

Puh.: +358 44 330 8710 /Jani Seppälä

E-mail: sivuluisumeister@gmail.com Internet: www.lahtihistoricrally.fi

Opening hours

Thu 12.08.2021 08:00 – 20:00

Fri 13.08.2021 07:30 – 20:00

Sat 14.08.2021 08:00 – 20:00

3. COMPETITORS' RELATIONS OFFICERS



NAME: SIMO PÄRNÄNEN
Phone: +358 44 074 7120
Languages: FIN, ENG



NAME: KEIJO VIKMAN
Phone: +358 50 327 4773
Languages: FIN, ITA, ENG

The COMPETITORS' RELATIONS OFFICERS will be identifiable by a red tabard with text CRO.

The CROs will be present at the Administrative Checks, Scrutineering, Opening Ceremony, Service Parks, Start/End of Leg 1 and 2, Regrouping areas and Finish.

A detailed CROs' Schedule will be posted on the Official Notice Board, on the event website (SPORTITY APP) and will also be provided to Competitors during Administrative Checks.

4. RALLY ITINERARY

FRIDAY 13TH AUGUST 2021 - LEG 1 (SECTION 1 + 2)

TC SS	Location	SS distance	Liaison distance	Total distance	Target time	Sunrise 05:22 Sunset 21:21		
						1 st car due	Road closed	
0	CEREMONIAL START - START LEG 1 Distance to next refuel (NESTE Sysmä)	(23,48)	(94,87)	(118,35)			9:31	
1		-	62,35	62,35	1:10		10:41	
SS 1		11,94	-	-	-		10:44	9:40 - 21:30
2		-	14,73	26,67	0:46		11:30	
SS 2		11,54	-	-	-		11:33	10:30 - 22:20
RZ 1	Refuel - NESTE Sysmä / FIA refuel area Distance to next refuel - NESTE Sysmä	(12,16)	(17,79) (34,56)	(46,72)				
3		-	36,42	47,96	1:00		12:33	
SS 3		12,16	-	-	-		12:36	11:35 - 23:25
3 A	REGROUP IN REGROUP (3-15 MIN) REGROUP OUT - SERVICE A IN	-	14,96	27,12	0:32		13:08	
	SERVICE A	-	-	-	0:40			
3 B	SERVICE A OUT	-	-	-	-		14:03	
RZ 2	Refuel - NESTE Sysmä / FIA refuel area Distance to next refuel - NESTE Sysmä	(23,48)	(0,87) (42,65)	(66,13)				
4		-	9,51	9,51	0:27		14:30	
SS 4		11,94	-	-	-		14:33	9:40 - 21:30
5		-	14,73	26,67	0:46		15:19	
SS 5		11,54	-	-	-		15:22	10:30 - 22:20
RZ 3	Refuel - NESTE Sysmä / FIA refuel area Distance to next refuel - NESTE Matkakeidas, Hollola; 14.08.2021 Sat	(12,16)	(17,79) (116,09)	(128,25)				
6		-	36,42	47,96	1:00		16:22	
SS 6		12,16	-	-	-		16:25	11:35 - 23:25
6 A	SERVICE B IN SERVICE B	-	84,59	96,75	1:45		18:10	
6 B	SERVICE B OUT	-	-	-	-		18:50	
6 C	PARC FERMÉ A IN - FINISH LEG 1	-	2,42	2,42	0:10		19:00	
TOTAL		71,28	276,13	347,41	9:29			

SATURDAY 14TH AUGUST 2021 - LEG 2 (SECTION 3 + 4)

TC SS	Location	SS distance	Liaison distance	Total distance	Target time	Sunrise 05:24 Sunset 21:18		
						1 st car due	Road closed	
6 D	PARC FERMÉ OUT - START LEG 2						7:51	
RZ 4	Refuel - NESTE Matkakeidas, Hollola / FIA Refuel Area Distance to next refuel - NESTE Tuulos / FIA refuel area	(14,78)	(10,68) (46,63)	(61,41)				
7		-	40,65	40,65	1:10		9:01	
SS 7		14,78	-	-	-		9:04	8:10 - 20:55
RZ 5	Refuel - NESTE Tuulos / FIA refuel area Distance to next refuel - NESTE Tuulos / FIA refuel area	(23,51)	(16,58) (54,52)	(78,03)				
8		-	37,64	52,42	1:10		10:14	
SS 8		10,34	-	-	-		10:17	9:10 - 21:55
9		-	16,49	26,83	0:37		10:54	
SS 9		13,17	-	-	-		10:57	9:50 - 22:35
RZ 6	Refuel - NESTE Tuulos / FIA refuel area Distance to next refuel - NESTE Tuulos / FIA refuel area	(13,01)	(16,70) (41,09)	(54,10)				
9 A	REGROUP IN REGROUP (3-15 MIN) REGROUP OUT - SERVICE C IN	-	19,69	32,86	0:47		11:44	
	SERVICE C	-	-	-	1:05			
9 B	SERVICE C OUT	-	-	-	-		13:04	
10		-	21,52	21,52	0:40		13:44	
SS 10		13,01	-	-	-		13:47	8:10 - 20:55
RZ 7	Refuel - NESTE Tuulos / FIA refuel area Distance to Ceremonial Finish	(23,51)	(16,58) (104,31)	(127,82)				
11		-	37,64	50,65	1:10		14:57	
SS 11		10,34	-	-	-		15:00	9:10 - 21:55
12		-	16,49	26,83	0:37		15:37	
SS 12		13,17	-	-	-		15:40	9:50 - 22:35
12 A	CEREMONIAL FINISH - FINISH LEG 2	-	66,49	79,66	1:25		17:05	
LEG 2 - TOTAL		74,81	256,61	331,42	9:14			

LAHTI HISTORIC RALLY 2021	SS distance	Liaison distance	Total distance	Total time
LEG 1 - TOTAL	71,28	276,13	347,41	9:29
LEG 2 - TOTAL	74,81	256,61	331,42	9:14
TOTAL	146,09	532,74	678,83	18:21



FIA HISTORIC RALLY
EUROPEAN CHAMPIONSHIP



5. IMPORTANT TO KNOW – BEFORE THE RALLY

5.1 ADMINISTRATIVE CHECKS Location: Rally HQ, Lahti Hall

Documents to be presented

At Administrative Checks, the following documents will be checked, and entry form details verified:

- Competitor's license
- Driver and Co-driver competition licenses
- Driver and Co-driver valid driving licence
- ASN authorisation (mandatory for all foreign Competitors and/or drivers)
- Completion of all details on the entry form
- Valid personal accident insurance of non-EU drivers
- Car registration documents
- Valid car's HTP

5.2 TIMETABLE

Administrative Checks will take place as follows:

- Tue 10.08.2021 at 16:00 – 18:00
- Wed 11.08.2021 at 07:30 – 18:30
- Thu 12.08.2021 at 06:30 – 12:00

All Administrative Checks must be completed by 12:00 on Thu 12.08.2021 at Rally HQ.

Drivers and co-drivers must be present at Administrative Checks.

5.3 GPS TRACKER AND TIMING TRANSPONDER

Wednesday 11.08.2021

GPS-trackers for reconnaissance must be collected from the Rally HQ before the start of reconnaissance.

They must be returned to the Rally HQ at the same day by 18:00 for overnight charging.

Thursday 12.08.2021

GPS-trackers for reconnaissance must be collected again from the Rally HQ before the start of reconnaissance.

They must be returned to the Rally HQ at the same day by 16:30 for overnight charging.

Friday 13.08.2021

GPS-trackers for Rally Safety must be collected from the Rally HQ starting at 7:30.

Timing transponders must be collected at the same time from the Rally HQ starting at 7:30.

GPS-tracker devices will be collected back for overnight charging at Parc Fermé in Friday evening and given back on Saturday morning at Parc Fermé before the start of 2nd leg of the competition.

At the end of Leg 1, leave Timing transponder at its place in the car. It will shut down automatically and needs only to be switched on in the beginning of Leg 2. **See appendix 2: Timing transponder user manual.**

GPS-tracker user manual is attached as Appendix 3

5.4 RECONNAISSANCE

Reconnaissance registration will take place as follows:

Date: Tue 10.08.2021 at 16:00 – 18:00; Wed 11.08.2021 at 7:30 – 18:30

Location: Rally HQ, Lahti Hall

Reconnaissance material will be issued upon collection of the Road Book.

LAHTI HISTORIC RALLY 2021 - RECONNAISSANCE SCHEDULE

SS	Wed 11 th August 2021	Thu 12 th August 2021
SS 1 / 4	8:30 - 17:30	
SS 2 / 5	8:30 - 17:30	
SS 3 / 6	8:30 - 17:30	
SS 7 / 10	8:30 - 17:30	7:00 - 16:00
SS 8 / 11	8:30 - 17:30	7:00 - 16:00
SS 9 / 12	8:30 - 17:30	7:00 - 16:00

Competitors must follow the reconnaissance schedule above!

Number plate for reconnaissance car must be displayed at the top right of the front windscreen and rear right side window and remain visible during reconnaissance at all the times.

If, for any reason, a crew is forced to replace the reconnaissance car during the reconnaissance, the Secretariat (phone: +358 40 933 3751) must be informed about the details of the new reconnaissance car.

All reconnaissance cars will be equipped with a GPS safety tracking device.

The maximum speed set for the reconnaissance of the SS is 80 km/h, except for those areas in which there are speed limit signs or in built-up areas (30 km/h to 60 km/h) or other limitations marked in the Road Book. Driving speeds are monitored particularly closely with GPS devices and speeding will be penalized!

Speed limits and restrictions are for our common good. If habitants along the route and nature suffer from the rally or reconnaissance and if competitors endanger other traffic, it will make more difficult to organise rallies in the future. There will inevitably be some inconvenience caused by the rally, but let's do our best to reduce that.

Reconnaissance must always be made without endangering other traffic and people along the route. Pay special attention on other traffic, because farmers might be working on the fields and that's why there could be large vehicles moving along the route.

Especially road section from SS1/4 to SS2/5 is very narrow and there may be traffic coming in the opposite direction.

Amount of reconnaissance on each special stage is free, but crews are not permitted to drive in opposite direction unless the organizer or officials permit it by giving instructions or orders.

NOTE! Competitors are solely responsible for the damage caused during reconnaissance.

5.5 SCRUTINEERING

Technical scrutineering will take place at Autosalpa Oy, Vanhanradankatu 2, Lahti, on Thursday 12.08.2021 according to following schedule:

14:00 – 14:16

Cars 102, 109, 111, 117, and 126

14:24 – 15:56

Cars 101, 103, 104, 105, 106, 108, 110, 112, 113, 114, 115, 116, 118, 119, 120, 121, 122, 123, 124, 125, 127, 128, 129, 130

TECHNICAL SCRUTINEERING TIMETABLE 12.8.2021 (will be issued in a Bulletin)

Time	Car Number
14:00	102
14:04	109
14:08	111
14:12	117
14:16	126
14:20	-
14:24	101
14:28	103
14:32	104
14:36	105
14:40	106
14:44	108
14:48	110
14:52	112
14:56	113

Time	Car Number
15:00	114
15:04	115
15:08	116
15:12	118
15:16	119
15:20	120
15:24	121
15:28	122
15:32	123
15:36	124
15:40	125
15:44	127
15:48	128
15:52	129
15:56	130


The driving directions to the Scrutineering venue are marked in the following figure.



Covid-19 note. A limited number of competitor representatives will be allowed in the scrutineering venue (one or two per car and one for the drivers' equipment). Face masks must be worn all times.

There will be a mandatory noise check at the pre-event scrutineering. (Maximum 103 dB at 3500 rpm.) Any vehicle over this limit will not pass scrutineering.

For the cars with compressors: All restrictors are measured in the scrutineering, including spare unit. Make sure that the restrictor is easily accessible for that task. If this requires removing any parts, competitor is responsible to remove and re-attach these parts. All removed parts must be with the car during the scrutineering. Competitors are responsible to make all the preparations for sealing before arriving to the scrutineering. Holes for the sealing wires must be drilled and a reliable wire must be installed to these holes/bolts so that any part of charger can't be dismantled without cutting the wire. The wire must be wrapped for a maximum 20 mm after last bolt/hole and an excess of at least 20 cm of unwrapped wire must be available. If this is not done, the scrutineering will be aborted. There is no place or time in the scrutineering venue to do this.



Driver's/co-driver's equipment must not be in the car when arriving inside the scrutineering hall. The competitor representative in charge of crew's equipment will place them on a table reserved for this purpose. After this the scrutineer will come on the other side of the table. Competitor representative will present each piece of equipment. When the inspection is done, the competitor representative will pack the equipment and leave. The table will then be disinfected, and scrutineer will clean his/ her hands with hand sanitizer.

Drivers and Co-drivers are not required to attend Scrutineering.

Chief scrutineer is **Mr Kari Erola, +358 43 8244 053, kari.erola@gmail.com.**

The Rally plates and the Competition numbers will be available to all participants at the rally Secretariat as from the date indicated in the Supplementary Regulations of the rally. The Competitors must go to scrutineering only after having fixed the Rally plates and the Competition numbers. Cars not in conformity will not be verified.

All rally cars must have an A3 sized laminated SOS/OK sign either fixed to the inside-roof with magnets or placed well visible/ reachable to the rear side of Driver's seat or between the seats. The Organizer will offer this sign for foreign Competitors if it is missing.

6. IMPORTANT TO KNOW – DURING THE RALLY

6.1 START

List of crews admitted starting and exact start times will be published in the Official Notice Board on Thursday 12.8. 2021 at 18:00 in Sportity -app, password LHR21, and in website www.lahtihistoricrally.fi. There will be no Parc fermé at the start of the rally, but the Competitors are requested to enter the start area 30 minutes before their given start time.

6.2 CONTROL PROCEDURES AND TIME CARD HANDLING

New Time Cards will be issued to the Competitors at the following time controls: TC 0, TC 3B, TC 6D and TC 9B.

Time controls

- The check-in procedure begins at the moment as stipulated on the European Historic Rally Championship Regulations 44.2.1.
- The check-in time corresponds to the moment at which the co-driver shows their Time Card to the timekeeper through the side window. (referring to European Historic Rally Championship Regulations Art. 44.2.3).
- The appropriate timekeeper will then enter the actual Time Card showing time on their timing tablet and write it on the check sheet.
- Time marshals will then show the recorded check-in time and, in case of a Time Control followed by a special stage, the provisional special stage start time to the co-driver.
The co-driver shall then enter this time on their Time Card.

Special stage start

- At the SS start line, the timekeeper shows an actual start time for the crew (co-driver) on their check sheet.
- This time will be marked as an actual start time for the Special Stage on the Time Card by the co-driver.

Special stage stop point

- The timekeeper at the stop point will show the finish time (time of the day: hour, minute, second, tenth of a second) and the calculated stage time to the crew (co-driver).
- The co-driver shall mark this time on their Time Card.

Regrouping controls

- There is no need to hand in the Time Card used for the Section concerned.
- For regroupings during a day, the crews shall themselves mark their re-start time from the regroup as instructed by the timing marshal on their new Time Card for the following Section of that day.

6.3 SERVICE AREAS AND SERVICING

Flex service - service A and service C

In the rally, a Flex Service occur after SS 3 and SS 9, where regrouping procedure is made before service. A competitor must arrive to TC (TC 3 A (Service A In) and TC 9 A (Service C In)) in due time based on the rally schedule in Timecard and Road Book.

On these specified TCs (TC 3 A and TC 9 A; Service In), the co-driver shows their Timecard to the timekeeper through the side window, and then rally officials record the actual TC arrival time of the competitor on tablet of rally timing system.

Time control marshals show the crew (co-driver) the actual service start time, and competitors will be handed a separate A4 size paper form (marshals put in under a windshield wiper of the rally car) with actual service start time. This sign (actual service start time) must be placed by a competitor outside of a rally car, to be visible for rally officials.

Service Out due time (TC 3 B (Service A) and TC 9 B (Service C)) is based on rally schedule marked on the Time Card.

Rally organization observes the service all the time.

On TC 3 / TC 9 A (Service In) on timecard will be written

- actual Service In arrival time
- service start time NOTE! Regrouping will occur before service start.

TC 3	SS 3 14,37 km	Finish time H 8 M 49 S 57 1/10	Competitor use
	Provisional start H 8 M 40	Actual start H 8 M 40	Target time 00 40
			Due time H M
			TC 3 A
TC 3 A	Distance to TC 3 A 29,87 km	Time taken H 9 M 57 S 3	TC 3 A H 9 M 20
TC 3 A	Service A In	Actual service start time H 9 M 25	Competitor use
		Target time 00 50	Due time H M
			TC 3 B
TC 3 B	Service A Out		TC 3 B

On the liaison between SS 1/4 and SS 2/5 the service is allowed only on the remote service area marked in the roadbook and on the route map (white sign; Nikkaroisten Ns. talo Papula).

Competitors are allowed to arrive to evening service on Friday (TC 6 A, Service B In) before due time without occurring time penalty. Also arrival to TC 6 B (Service B Out) is allowed without time penalty.

Servicing is also allowed on road sections that are marked on the route map (green line) and in the road book (service allowed). Please note that servicing in private yards, bus stops and conurbations is strictly forbidden.

Competitors and their service crews are expected to handle fuel, oil and other liquid substances very carefully.

Ground protective sheets, which can absorb oil and gas, must be placed under rally car and service car whenever servicing the rally car (service area and/or road section) under pain of exclusion.

Fire extinguisher (at least 6 kg) must be at hand all the time. Open fire is not allowed. Smoking is allowed only in marked areas. If any competitor or their service crew breaks these rules, the Stewards may impose sanction up to exclusion.

Service areas

Friday 13.8.2021

Service Park after SS 3 is located at Sysmä High School, Leppäkorventie 12, 19700 Sysmä.

During servicing, competitors have a possibility to have lunch at the service area by presenting their Lunch Coupons (included in competitor's materials).

There is lunch available also for others at an affordable price. Cash payment may be needed!

Service Park after SS 6 is located at Lahti Hall parking area.

Saturday 14.8.2021

Service area after SS 9 is located at Tuulos Kapakanmäki, Lahden Valtatie 206, 14810 Hämeenlinna.

During servicing, competitors have a possibility to have lunch at the service area by presenting their Lunch Coupons (included in competitor's materials).

There is lunch available also for others at an affordable price. Cash payment may be needed!

In Service Parks a service space of length 6 meters x width 8 meters will be reserved for each team. Adjacent service spaces are possible upon request. The request for a larger service space or joint service for more than one competitor (with the size of the service space needed) and the information of the competitors (driver names) must be sent to the Service Park Manager by email (kari.kukkamaki@gmail.com) at latest on Friday 30.07.2021 at 21:00. Requests and changes made by 30.07.2021 at 21:00 are free of charge. After that date but before Friday 06.08.2021 at 21:00, the fee will be 200 € per request.

6.4 REFUELING

Refueling is strictly forbidden in road sections and service areas under pain of exclusion.

All Competitors may refuel in a Refuelling Zone (RZ) and commercial filling stations as indicated in the Road Book.

Competitors' cars may be refuelled in RZ from drums/cans with commercially available fuel. Two team members with team passes may access the RZ to assist each crew. The assisting team personnel must be wearing clothing which will provide adequate protection against fire.

There are no refueling areas at service areas.

Filling stations have clearly marked card or card/cash fuel pumps. Each competitor must have credit card with them. Cash payment is not possible in all refueling stations. We recommend Competitors to make themselves familiar with the refueling places during the reconnaissance.

The engine must be stopped, and crew should remain outside the car during refueling. If crew stays in the car, safety belts must not be affixed.

Competitor is responsible to protect the ground with an Environmental Mat which shall be composed of an absorbent upper part and an impermeable lower part. Competitor is solely responsible for the refueling.

Refueling at commercial filling stations

Only the crews are allowed to refuel from fuel pumps at commercial service stations marked in Road Books. Teams are not permitted to assist in that procedure.

NOTE! For safety reasons, fuel tank must be as empty as possible when entering Parc Fermé (TC6C) (P-Hansa parking hall) in the end of first leg!

6.5 FINISH, PRIZE-GIVING AND PARC FERMÉ

Date: Sat 14.08.2021 at 17:05

Location: Lahden satama (Lahti Harbour), Satamakatu 5, 15140 Lahti

The finish podium ramp will be located at the Harbour of Lahti. To be classified the Drivers must pass the last time control of the competition at Lahti Harbour. Early check-in is permitted without time penalty.

All cars will be driven to a holding area to be organized in order by category and class. In this area, it is forbidden to make any service procedures. Drivers are not allowed to leave their cars before prize-giving to ensure that cars could be arranged in the correct order without any problems. From the holding area, marshals will guide the competitors to the finish podium ramp where the awards will be given.

The actual separate prize-giving ceremony with audience will not be organized due to the situation in Covid-19 and the official gathering restrictions imposed on the Lahti city area.

The crews positioned 3rd to 1st overall will drive to finish podium first and they will be interviewed. After interviews, they will get flowers and winner's national anthem will be played and flags are raised to the flagpoles.

Then they will get their overall, category and class Awards as stated in the Supplementary Regulations (Art 14.1). After that they will be given a bottle of champagne to be opened etc.

Following, the rest of crews will drive thru the podium in the order as they have been organized at the holding area and get their Awards first category and its classes first, then second category and so on.

Finally, after prize-giving each car must be driven to the nearby Parc Fermé area according to the drawing in the Road Book and under supervision of marshals. Drivers must leave their cars in the Parc Fermé area.

NOTE! Cars are under parc fermé regulations all the time from the last time control to the end of parc fermé. The parc fermé will be opened when final classifications have been published (expected time 20:00).

6.6 STOPPING ON SPECIAL STAGE AND RETIREMENT, SOS AND GREEN OK SIGN

You must use the SOS sign to get medical assistance for injured persons. The marshals have been instructed of its meaning. Show it to the marshals or to fellow competitors, so that they will know to call for help. If you see this sign given by another competitor, please give the message to the closest possible place (on Special Stages marked radio points or start/finish). If you are not requiring any medical help, place the OK sign on the car visible for other competitors.

GPS tracking system device

The tracking device will be delivered with an emergency switch, which can be used to send a SMS to Rally Control Centre. The emergency switch should be connected to the GPS tracking device with the supplied cable to allow the alarm message to be sent. Don't break the cable!



FIA HISTORIC RALLY
EUROPEAN CHAMPIONSHIP



Emergency message may only be sent if a crew member or any third person has been injured and needs immediate medical attention. You'll find an installation & user guide of this device in appendix 3.

Retirement

If the crew must retire from the competition, they must immediately notify the Rally Control Center. The telephone number can be found in the road book. Please remember to collect your FIA passport from the Rally Office in case of retirement.

Vehicles left along a special stage, can be picked up only after the SS has been opened to public traffic, unless permitted earlier by the Rally Control Center.

6.7 RE-START AFTER RETIREMENT/ CATCH-UP

Any crew which has failed to complete Leg 1 can re-start the rally from the start of Leg 2 unless if they confirm otherwise to the Clerk of the Course prior to the publication of the start list of Leg 2 on Fri 13.08.2021 at 20:30.

The restarting car must report to the overnight Parc Fermé prior to Leg 2, on Sat 14.08.2021 at 07:21 (30 minutes before the start of the Leg 2). The re-scrutineering will take place at P Hansa, Parc Fermé.

7. GENERAL INFORMATION

7.1 RALLY PACKAGES

Rally Packages are available at service stations etc. (as mentioned below) around Lahti area (price 20 €/pcs). Rally Package contains a wrist band (allowing access to all special stages), route map with itinerary, guide for spectators and a list of participating crews.

Rally Packages available: NESTE Hennala, Lahti, NESTE Tuuliharja, Orimattila, NESTE Matkakeidas, Hollola, JÄRVELÄ KESOIL&K-RAUTA, NESTE Tuulos, NESTE Jari-Pekka, Hartola, TEBOIL Saksala, Lahti, KOSKIKARTANO, Hämeenkoski, NESTE Sysmä (Sysmän Polttoainepalvelu), RADIO-TV WESTERLUND, Lammi, SEO, Padasjoki, Päijät-Hämen AD Autohuolto Café, Vääkysy.

7.2 MEDICAL INFORMATION

If you have symptoms of flu or other symptoms associated with COVID-19, please call immediately to competition's COVID-19 contact person Tanja Tuomisto **Tel. +358 40 568 9205**

If you have a condition or injury that your treatment or research cannot wait for next business day, you are welcome to Akuutti24 hospital emergency department. Be sure to call before you go to Akuutti24, Tel +358 116 117. Your need for care can already be estimated on phone. In the Acute 24 information desk you will be instructed by a specially trained nurse. Akuutti24 is located next to the Päijät-Häme Central Hospital. The address is Keskussairaalankatu 7, 15850 Lahti. In case of acute emergency, call 112.



FIA HISTORIC
RALLY
EUROPEAN CHAMPIONSHIP



7.3 IMPORTANT TELEPHONE NUMBERS

General Emergency Number

112 Ambulance
112 Police

Emergency medicine and hospital

Akuutti 24 (emergency medicine)
Keskussairaalankatu 7,
15850 Lahti
Tel. +358 116 117

Pharmacies

Yliopiston Apteekki
Aleksanterinkatu 13,
15140 Lahti
Open daily at 7-23:00
Tel. +358 300 20200

Visit Lahti Information for Tourists

Aleksanterinkatu 18, 5140 Lahti
Tel. 0207 281
760
www.visitlahti.fi

Windscreen repairs

Carglass Oy
Aukeankatu 2, 15610 Lahti
Tel. +358 9 4245 2031

Lahden Autolasikeskus
Hirsimetsäntie 7, 15200
Lahti
Tel. +358 3 7304124

Towing services

Autohinauspalvelu Oy
Tel. +358 400 523 100

Päijät-Hämeen Hinauspalvelu
Tel. +358 40 759 6901

Rally Equipment

RTE-Motorsport
Tel. +358 44 2815031



8. APPENDICES

1. Map of Lahti city (trailer park, Rally HQ, Scrutineering and Start/Finish area)
2. Timing transponder user manual
3. GPS tracker user manual
4. Timecard user manual



LAHTI 13.-14.08. 2021
Historic RALLY
 FIA European Historic Rally Championship



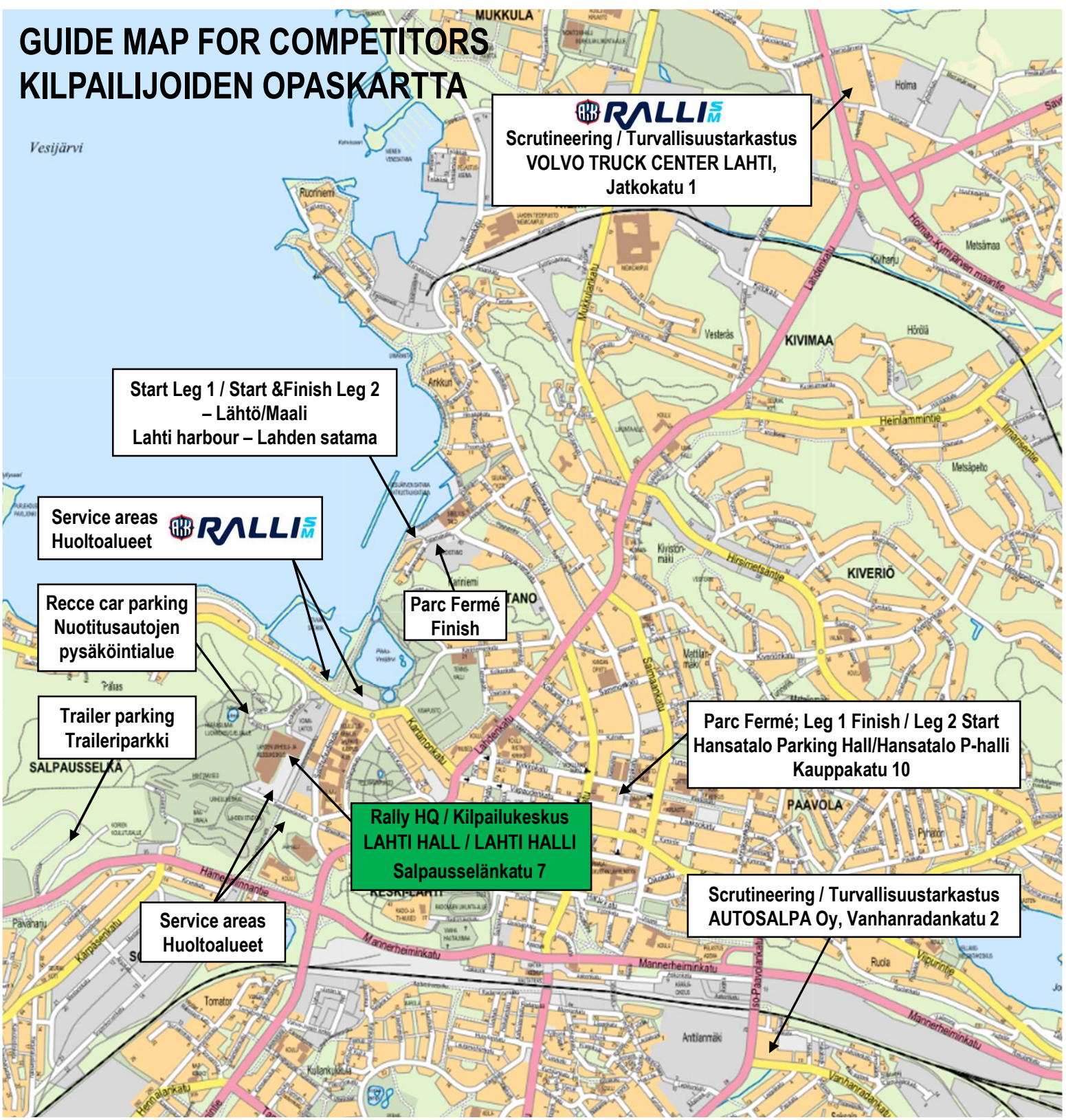
FIA HISTORIC RALLY
 EUROPEAN CHAMPIONSHIP

lahtihistoricrally.fi



Appendix 1.
 Liite 1.

GUIDE MAP FOR COMPETITORS
KILPAILIJOIDEN OPASKARTTA



▫ Timing transponder

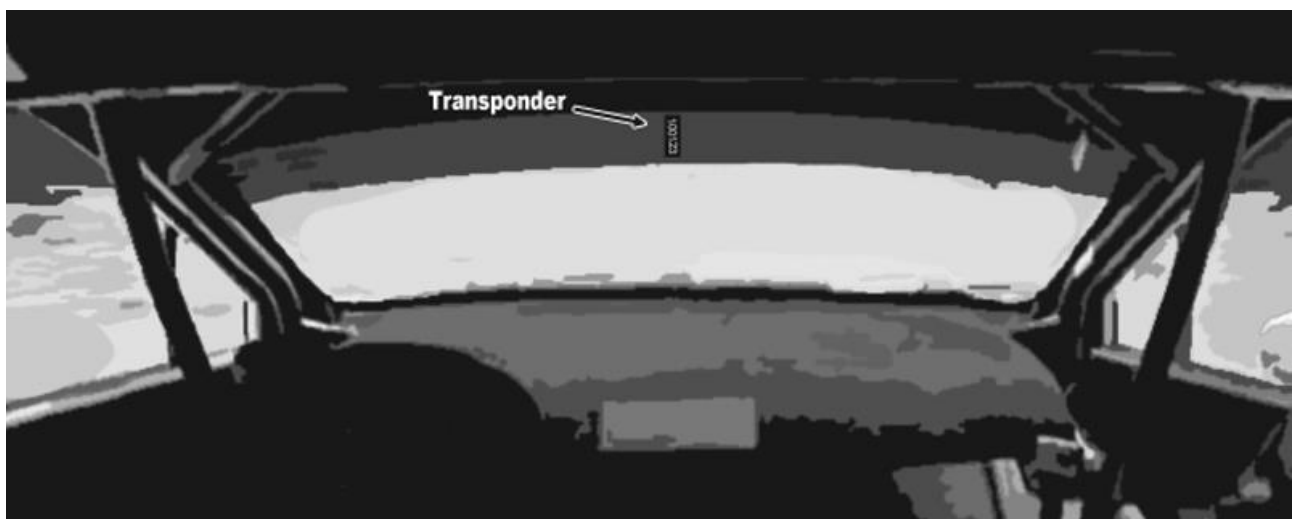
Timing transponder is used for event's official timing. The use of transponder doesn't require much from competitors, just follow these steps:

- Receive transponder from event organizer, details and timetable earlier in this Rally Guide.
- Turn transponder on and install to race car before the start of the Rally.
- The led-light may be blanked with tape if necessary
- At the end of Leg 1, leave transponder at its place in the car. It will shut down automatically, **and needs to be put back on in the beginning of Leg 2.**
- If you retire friday but will continue Saturday, keep the transponder in the car.
- The transponders are returned at TC in event Finish. In case of retirement, please return the transponder with the retirement notice to an official. If competitor fails to return the transponder, a fee of 200,00€ is charged from the competitor.

Starting and installing the transponder

The transponder has one button and a led light. By pushing the button transponder turns on, led flashes every three seconds.

Transponder is installed with the supplied sticker inside the car to middle of windscreen as shown on the image. **Do not attach transponder to roll cage.**



If there's any question about the device, please contact

Elmeri Mäki-Kulmala
+358452735022

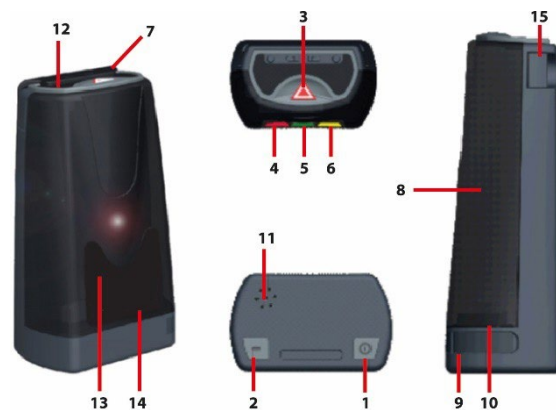


SAFETY TRACKER MANUAL

Tracker GTS-200

Safety Tracking Device

1. On/Off
2. Features button
3. Panic button
4. Red LED: device not ready
5. Green LED: blinks = GSM connected; light on all the time = no GSM connection
6. Yellow LED: satellite connection indicator
7. GSM-antenna on top of device
8. GPS antenna in the middle of the device
9. Charger connection
10. Charger indicator LED
11. Microphone
12. Loudspeaker
13. GSM module
14. Battery
15. Battery release



Tracker GTS-300

Safety Tracking Device


1. On/Off
2. Features button
3. Blue LED = light all time (satellite)
4. Green LED: blinks = GSM connected; light on all the time = no GSMconnection
5. Red LED: battery charge
6. Mini-USB port (power cable/emergency switch)
7. SIM-card





Safety Tracker Installation

The trackers are delivered in a small bag, which can be used for the installation to rollcage bars with the Velcro strap of the bag, with cable ties, duct tape or similar devices.

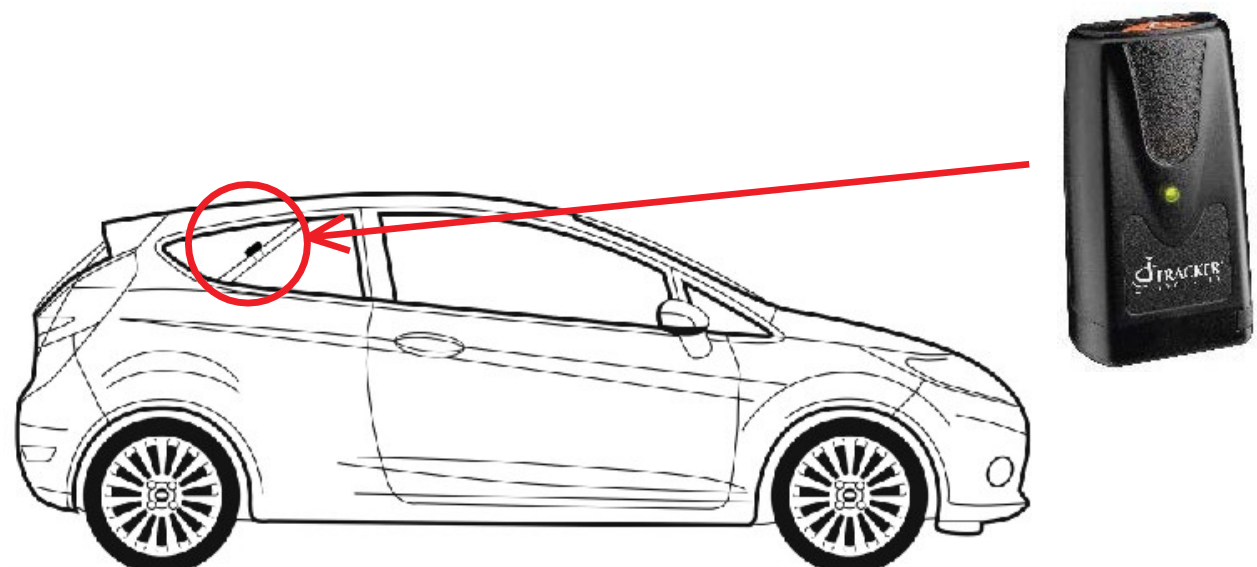


The device must be switched on by pushing the power switch (1) for at least 2 seconds with a pen or equivalent. When turned on, all LEDs will light for a while. Then they go off and the green LED will blink indicating GSM connection.

These lights do not concern the competitor as such, as long as you remember to control that the official has switched on the power on delivery.

Independent whether the unit will be installed vertically or horizontally, it is important to check that the GPS antenna is pointing up towards the sky (see picture on front page). If the antenna points to the side, it is not so dangerous, but definitely avoid pointing it towards the ground.

Please install the unit as far from the helmet intercom as possible, to avoid unnecessary disturbance (similar to GSM phone disturbance). Recommended places are any vertical or diagonal bars close to the rear or side windows.





Emergency switch

The tracking device will be delivered with an emergency switch, which can be used to send an SMS to Rally Control Centre. The emergency switch should be connected to the GPS tracking device with the supplied cable to allow the alarm message to be sent. Don't break the cable! Emergency message may only be sent if a crew member or any third person has been injured and needs immediate medical attention.

The emergency switch must be placed in the car so that both crew members can reach to it without opening or loosening their safety belts! The switch will be delivered with some 3M DualLock tape to be used for fastening the switch to the car. After the rally, you can leave the tape to the car, ready for next event, but the switch must be returned together with the tracking device. The cable of the emergency switch mustn't be fastened with cable ties! The cable has one or two mounting straps.

Returning devices

The tracking device and the emergency key will be removed immediately by the organizer after the last TC of the competition. Please see the instructions earlier in this Rally Guide!

Retirement

In case of retirement the competitor must disconnect the tracking device and the emergency switch from his car. The equipment must be handed over to the Officials of the SS in question or delivered to the Rally HQ.

More information:

AKK Sports Oy
Timo Lampinen

firstname.lastname@autourheilu.fi phone: +358 40 847 0155



KANSAINVÄLISEN AIKAKORTIN KÄYTTÖOHJE INTERNATIONAL RALLY TIMECARD INSTRUCTIONS



AIKAKORTTI

- vastaava kuin rallin MM-sarjassa
- ei AT:lle/STOP:lle jääviä sivuja
- paksua materiaalia

TIMECARD

- equal to FIA WRC rally series
- no separate pages to be left in TC
- thick material

PESSTE OY Rally Finland		Car No. 1	Timecard B Day 1 - Sec 2-3 30 Jul 2010	WRC FIA
TC 1B	Part Fim4 OUT/Service IN			COMPETITOR USE
	ACTUAL START 06 30 TC 1B	▶	TARGET TIME 00 15 TC 1C	DATE TIME M A TC 1C
TC 1C			06 45 TC 1C	
TC 1C	Service OUT			COMPETITOR USE
			TARGET TIME 00 54 TC 2	DATE TIME M A TC 2
TC 2			07 39 TC 2	
TC 2	SS 2 Uvink 1 13.76 km	PROBETIM M A S 1/10	ACTUAL START 07 42 TC 2	COMPETITOR USE
			▶	TARGET TIME 00 55 TC 3
TC 3				DATE TIME M A TC 3
TC 3	SS 3 Juhajärvi 1 22.26 km	PROBETIM M A S 1/10	PERSONAL START ACTUAL START ▶	COMPETITOR USE
			▶	TARGET TIME 00 43 TC 3A
TC 3A				DATE TIME M A TC 3A
TC 3A	Holding Zone			COMPETITOR USE
			WRC TIME 00 03 RM	PERSONAL START M A TC 3B
TC 3B			▶	DATE TIME M A TC 3B



TC 1C	Service OUT	TARGET TIME	00 54	COMPETITOR USE
		DUPLICATE TIME		
TC 2		07 39		
TC 2	SS 2 Urris 1 12.75 km	FINISH TIME		COMPETITOR USE
	PROVISIONAL START SS 2	ACTUAL START	TARGET TIME	DUPLICATE TIME
	07 42		00 55	
TC 3		STOP		
TC 3	SS 3 Jukojärvi 1 22.29 km	FINISH TIME		COMPETITOR USE
	PROVISIONAL START SS 3	ACTUAL START	TARGET TIME	DUPLICATE TIME
			00 43	
TC 3A		STOP		

ESIMERKKI:

- TC 2:lla (tulo-AT SS 2) merkitään
- tuloaika + ihannelähtöaika (+ 3 min)

EXAMPLE:

- In TC 2 will be written
- arrival time + provisional start time (+ 3 mins)



TC 1C	Service OUT	COMPETITOR USE
	TARGET TIME	DUPLICATE TIME
	00 54	
TC 2	07 39	TC 2
TC 2	SS 2 Urrila 1 12.75 km	COMPETITOR USE
	FINISH TIME	
	PROVISIONAL START SS 2	ACTUAL START
	07 42	07 42
	TARGET TIME	DUPLICATE TIME
	00 55	
TC 3	STOP	TC 3
TC 3	SS 3 Jukojärvi 1 22.29 km	COMPETITOR USE
	FINISH TIME	
	PROVISIONAL START SS 3	ACTUAL START
	TARGET TIME	DUPLICATE TIME
	00 43	
TC 3A	STOP	TC 3A

SS 2 Start:lla merkitään

- todellinen lähtöaika

In SS 2 Start will be written

- actual start time



TC 1C	Service OUT	TARGET TIME 00 54	COMPETITOR USE
TC 2		07 39	
TC 2	SS 2 Urria 1 12.75 km	FINISH TIME 07 48 45 1	COMPETITOR USE
TC 3		06 45 1	
TC 3	SS 3 Julkojärvi 1 22.20 km	TARGET TIME 00 43	COMPETITOR USE
TC 3A			

SS 2 STOPilla merkitään

- maaliaika
- suoritus aika

In SS 2 Finish/STOP will be written

- actual finish time
- SS stage completion time



TC 1C	Service OUT	COMPETITOR USE
	TARGET TIME	00 54
TC 2	07 39	TC 2
TC 2	SS 2 Urria 1 12.75 km	FINISH TIME
	07 48 45 1	1/10
	PROVISIONAL START	TARGET TIME
	07 42	00 55
TC 3	STOP 06 45 1	08 37
TC 3	SS 3 Jukojärvi 1 22.20 km	COMPETITOR USE
	PROVISIONAL START	TARGET TIME
	08 40	00 43
TC 3A	STOP	TC 3A

TC 3:lla merkitään

- tuloaika
- ihannelähtöaika

In TC3 will be written

- arrival time
- provisional start time (+ 3 mins)



TC 3 A:lla (Service In) merkitään

- tuloaika TC 3 A
- huollon aloittamisaika

TC 3	SS 3 14.37 km	Finish time H 8 M 49 S 57 1/10	Competitor use
	Provisional start H 8 M 40	Actual start H 8 M 40	Target time 00 40
			Due time H M
TC 3 A	Distance to TC 3 A 23.87 km	Time taken H 9 S 57 1/10	TC 3 A
		H 9 M 20	
TC 3 A	Service A In	Actual service start time H 9 M 25	Competitor use
		Target time 00 50	Due time H M
TC 3 B	Service A Out		TC 3 B

HUOM! Kokoomatauko toteutetaan tällä toimenpiteellä ennen huollon aloittamista.

In TC 3 A will be written

- arrival time TC 3 A
- actual service start time

NOTE! Regrouping will be made with this procedure before service start.