


1

/ PRIVATE TEST /

Km : 5,12

0,00

PARC ASSISTANCE

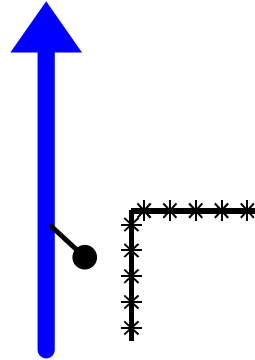


0,00

BALL TRAP

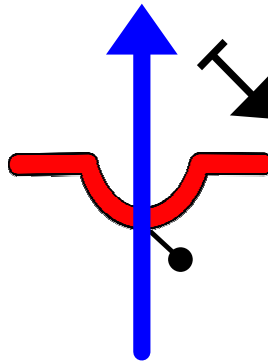
0,22

0,22



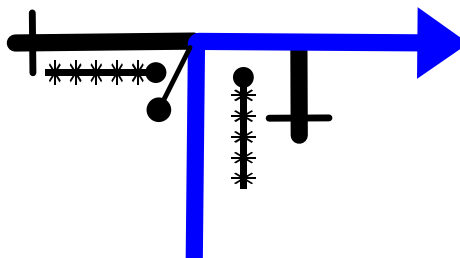
0,63

0,41 ↓



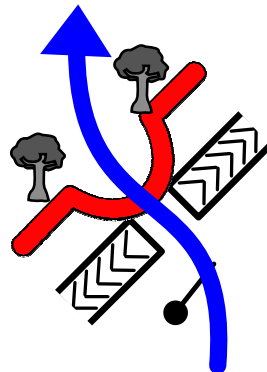
0,89

0,26 ↓



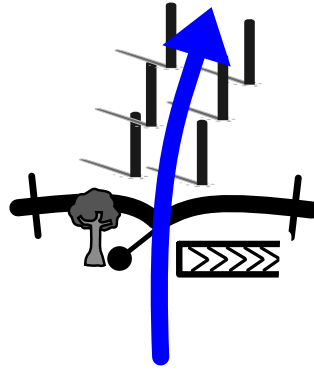
1,03

0,14 ↓



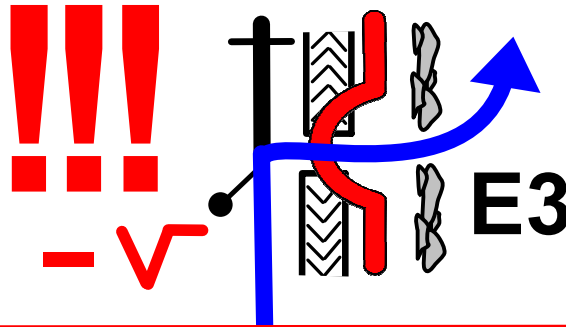
Next 0,30

1,33



0,30 ↓

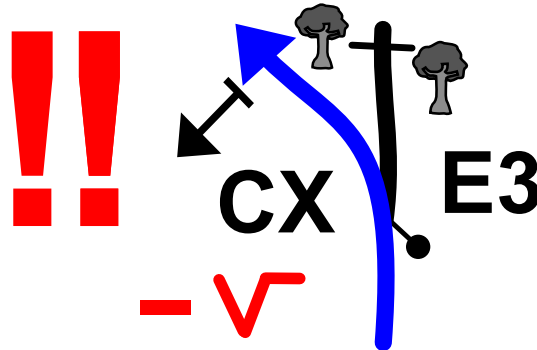
1,59



0,26 ↓

ET à 20m

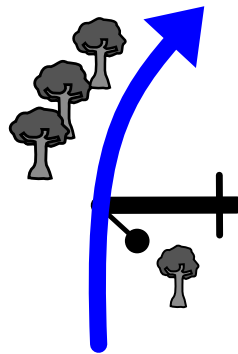
 \approx E3
CX

1,69


0,10

 ET
E3 CX
VG

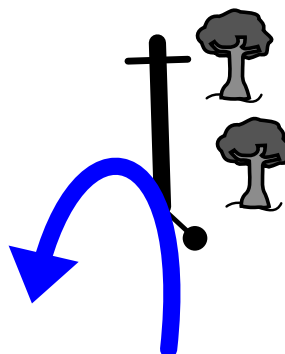
2,23



0,54

 ET
 \approx
/ TRACK

2,72



0,49

/ TRACK

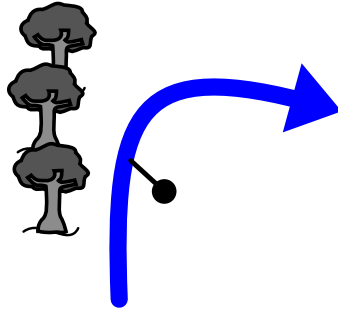
Next 0,44

3

/ PRIVATE TEST /

Km : 5,12

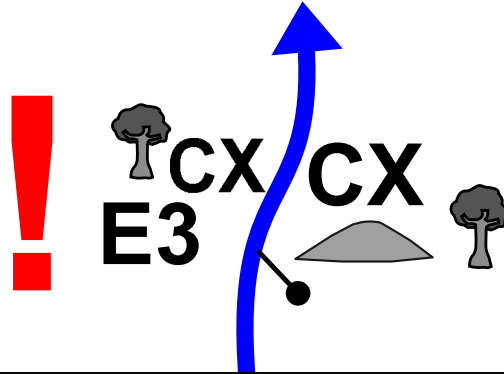
3,16



/ TRACK

0,44

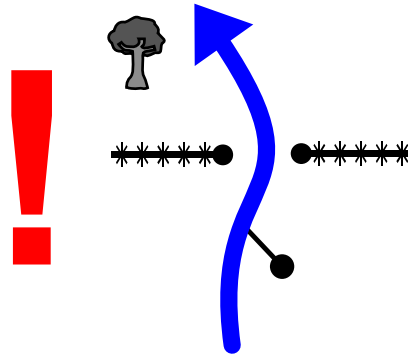
3,48



≈


0,32 ↓

3,69



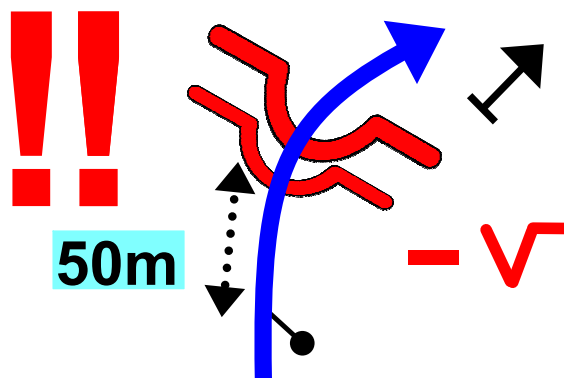
0,21 ↓

3,92



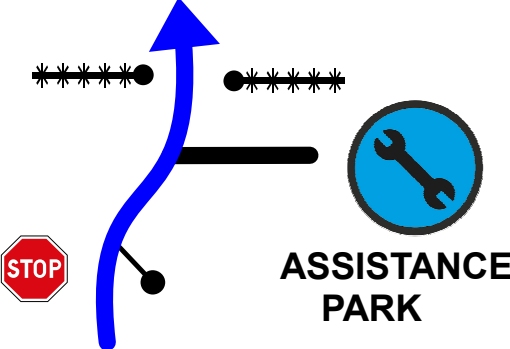
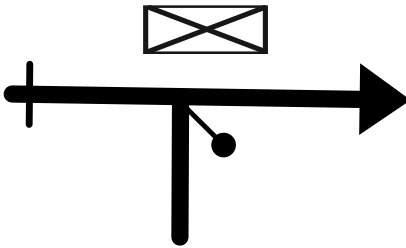

0,23 ↓

4,21



0,29

Next 0,65

4	/ PRIVATE TEST /	Km : 5,12
<p>4,86</p>		<p>END OF TEST</p>
<p>0,65</p>		
<p>5,07</p>		
<p>0,21</p>		
<p>5,12</p>		
<p>0,05</p>		

Next