



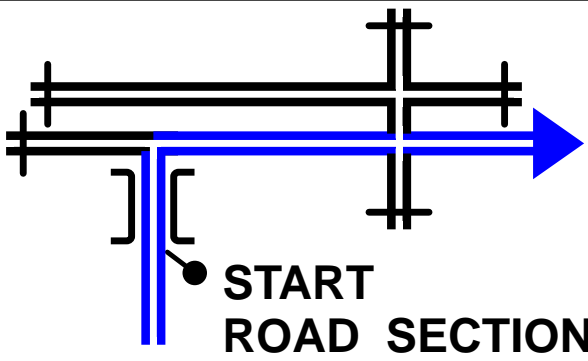
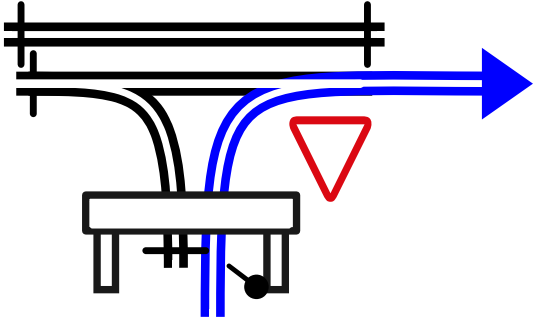
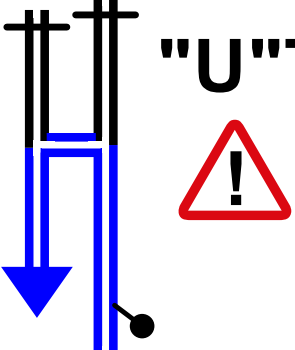
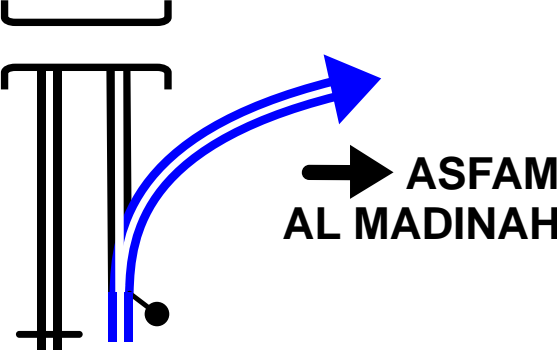
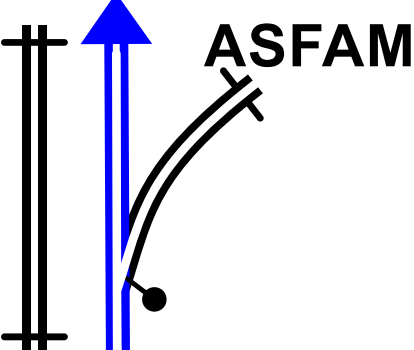
*WEDNESDAY 29TH & THURSDAY 30TH
DECEMBER 2022*

JEDDAH ► JEDDAH

ROADBOOK

PRIVATE TEST



1	DAKAR CLASSIC / PRIVATE TEST /	Km : 140,89
<p data-bbox="199 212 454 347">0,00</p> <p data-bbox="71 414 263 515">0,00</p> <p data-bbox="518 481 614 526">1</p>	 <p data-bbox="869 403 1252 504">START ROAD SECTION</p>	<p data-bbox="1300 179 1388 235">H1:</p> <p data-bbox="1300 313 1388 369">H2:</p> <p data-bbox="1300 448 1388 504">H3:</p>
<p data-bbox="199 604 454 739">0,39</p> <p data-bbox="71 806 263 907">0,39</p> <p data-bbox="518 873 614 918">2</p>		<p data-bbox="1300 571 1388 627">H1:</p> <p data-bbox="1300 705 1388 761">H2:</p> <p data-bbox="1300 840 1388 896">H3:</p>
<p data-bbox="199 996 454 1131">0,80</p> <p data-bbox="71 1198 263 1299">0,41</p> <p data-bbox="518 1265 614 1310">3</p>	 <p data-bbox="933 974 1268 1041">"U"TURN</p>	<p data-bbox="1300 963 1388 1019">H1:</p> <p data-bbox="1300 1097 1388 1153">H2:</p> <p data-bbox="1300 1232 1388 1288">H3:</p>
<p data-bbox="199 1388 454 1523">1,40</p> <p data-bbox="71 1590 263 1691">0,60</p> <p data-bbox="518 1657 614 1702">4</p>	 <p data-bbox="989 1478 1268 1579">ASFAM AL MADINAH</p>	<p data-bbox="1300 1355 1388 1411">H1:</p> <p data-bbox="1300 1489 1388 1545">H2:</p> <p data-bbox="1300 1624 1388 1680">H3:</p>
<p data-bbox="199 1780 454 1915">2,92</p> <p data-bbox="71 1982 263 2083">1,52</p> <p data-bbox="518 2049 614 2094">5</p>	 <p data-bbox="973 1736 1189 1803">ASFAM</p>	<p data-bbox="1300 1747 1388 1803">H1:</p> <p data-bbox="1300 1881 1388 1937">H2:</p> <p data-bbox="1300 2004 1388 2060">H3:</p>

Next 14,64

2

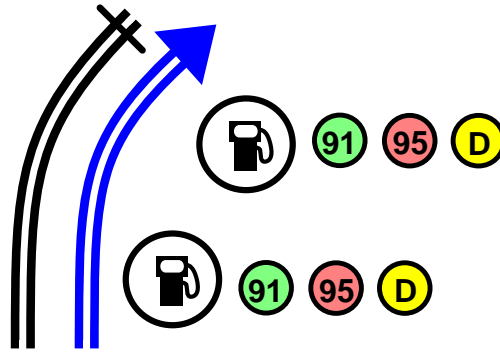
DAKAR CLASSIC / PRIVATE TEST /

Km : 140,89

17,56

14,64

6



H1:

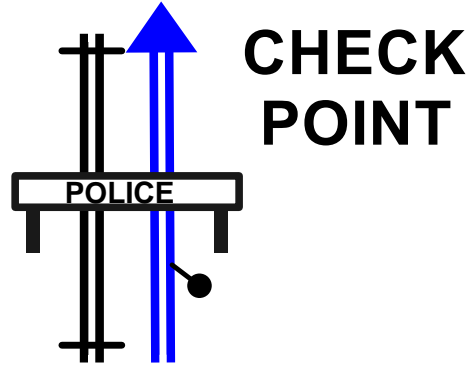
H2:

H3:

28,42

10,86

7



CHECK POINT

H1:

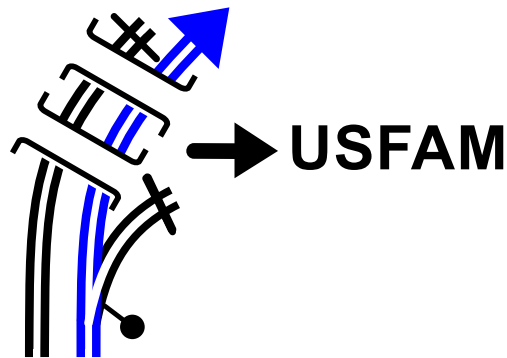
H2:

H3:

30,22

1,80

8



USFAM

H1:

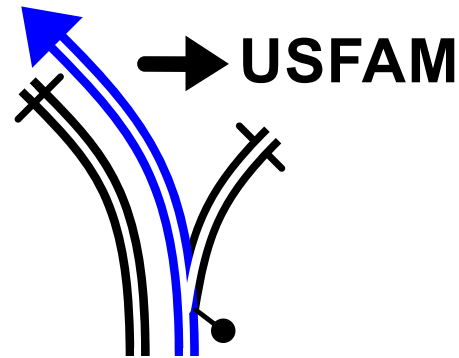
H2:

H3:

30,94

0,72

9



USFAM

H1:

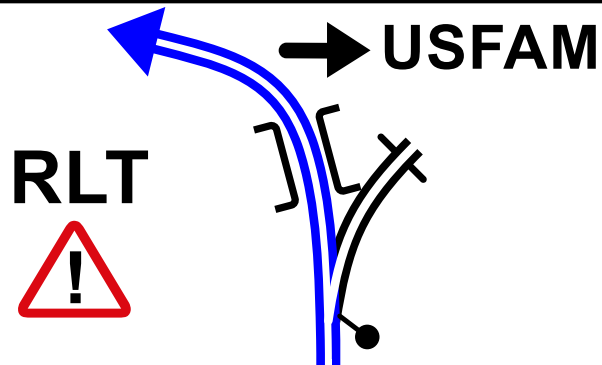
H2:

H3:

31,60

0,66

10



USFAM

RLT

H1:

H2:

H3:

Next 2,92

<h1>34,52</h1>		H1: ----- H2: ----- H3:
<h2>2,92</h2>	11	

<h1>38,28</h1>		H1: ----- H2: ----- H3:
<h2>3,76</h2>	12	

<h1>40,63</h1>		H1: ----- H2: ----- H3:
<h2>2,35</h2>	13	

<h1>54,21</h1>		H1: ----- H2: ----- H3:
<h2>13,58</h2>	14	

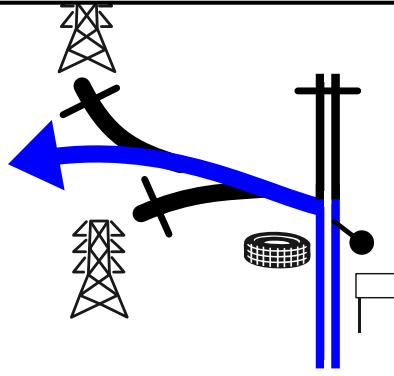
<h1>54,72</h1>		H1: ----- H2: ----- H3:
<h2>0,51</h2>	15	

Next 4,59

59,31

4,59

16



275

H1:


H2:

H3:

59,58

0,27

17



290

H1:

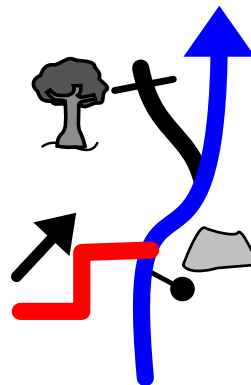
H2:

H3:

59,78

0,20

18



315

H1:

H2:

H3:

60,10

0,32

19

ETS
BETW
ROCK

50m

SRTPT

E3

315

H1: 30

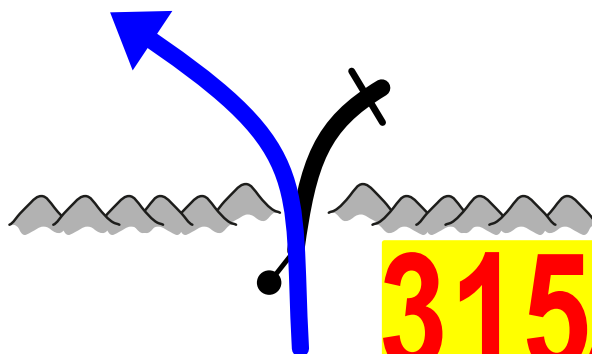
H2: 30

H3: 35

60,45

0,35

20



315A

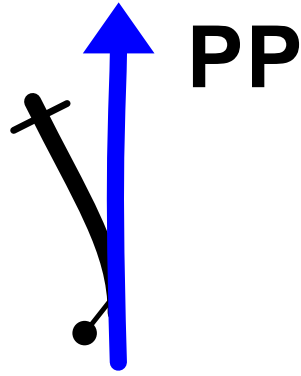
H1: 60

H2: 65

H3: 75

Next 1,75

62,20



H1: 65


H2: 70

H3: 80

1,75

21

62,61



H1: 50

H2: 55

H3: 65

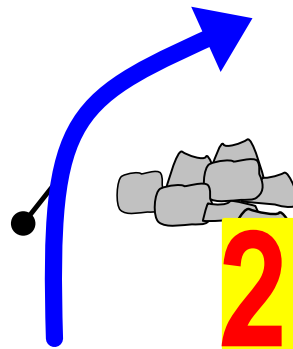
0,41

22

275

→ 215

63,03



H1: 55

H2: 60

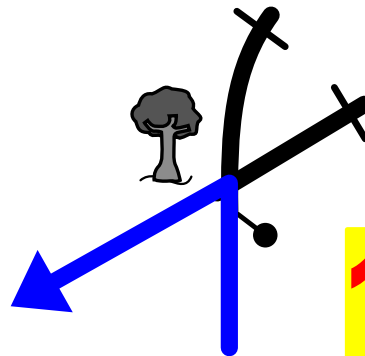
H3: 70

0,42

23

275A

63,52



H1: 60

H2: 65

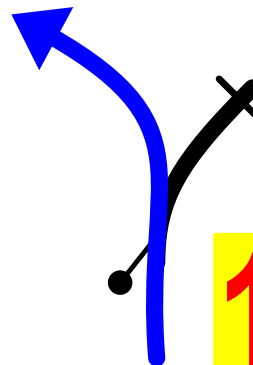
H3: 75

0,49

24

145A

64,29



H1: 60

H2: 65

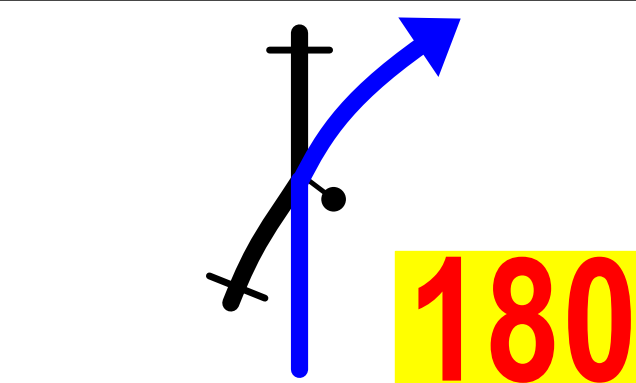
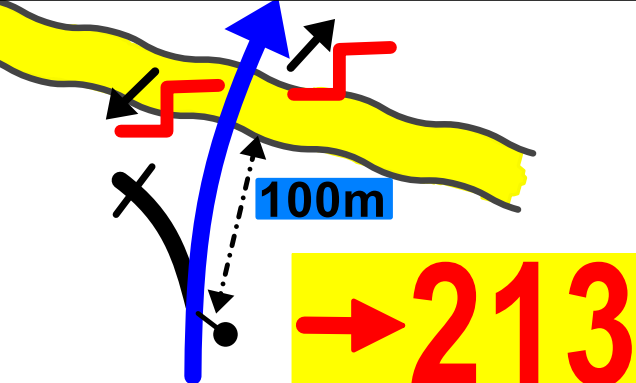
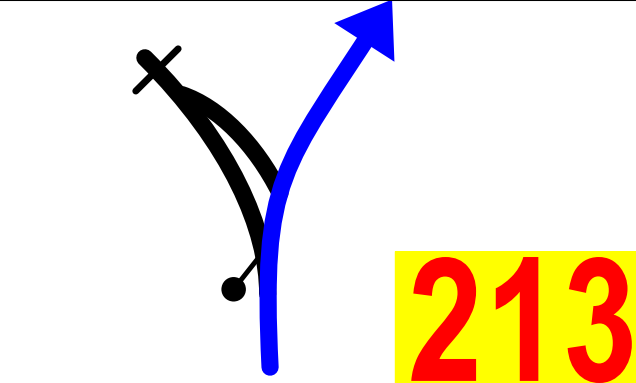
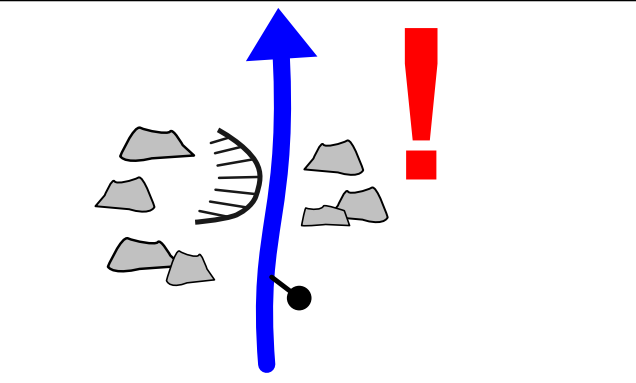
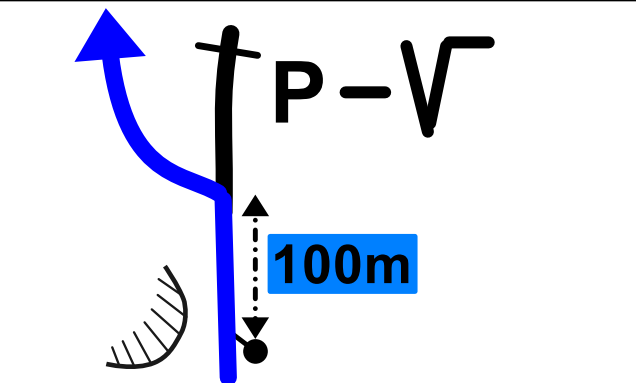
H3: 75

0,77

25

142A

Next 0,61

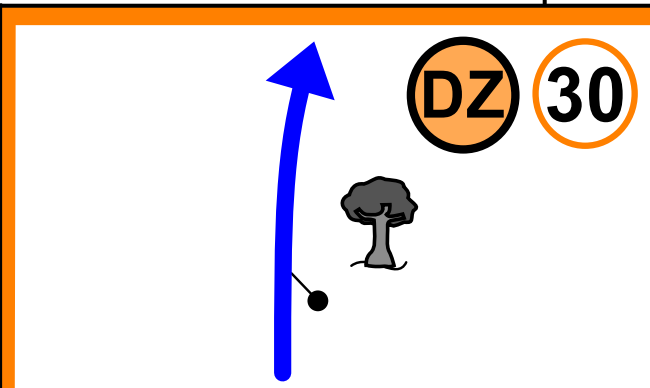
6	DAKAR CLASSIC / PRIVATE TEST /	Km : 140,89
<p data-bbox="159 201 478 336">64,90</p> <p data-bbox="63 403 287 515">0,61</p>	<p data-bbox="542 481 590 526">26</p>	 <p data-bbox="1292 168 1468 235">H1: 55</p> <p data-bbox="1292 302 1468 369">H2: 60</p> <p data-bbox="1292 436 1468 504">H3: 70</p>
<p data-bbox="159 593 478 728">65,36</p> <p data-bbox="63 795 287 907">0,46</p>	<p data-bbox="542 873 590 918">27</p>	 <p data-bbox="1292 560 1468 627">H1: 55</p> <p data-bbox="1292 694 1468 761">H2: 60</p> <p data-bbox="1292 828 1468 896">H3: 70</p>
<p data-bbox="159 985 478 1120">65,88</p> <p data-bbox="63 1187 287 1299">0,52</p>	<p data-bbox="542 1265 590 1310">28</p>	 <p data-bbox="1292 952 1468 1019">H1: 55</p> <p data-bbox="1292 1086 1468 1153">H2: 60</p> <p data-bbox="1292 1220 1468 1288">H3: 70</p>
<p data-bbox="159 1377 478 1512">66,19</p> <p data-bbox="63 1579 287 1691">0,31</p>	<p data-bbox="542 1657 590 1702">29</p>	 <p data-bbox="1292 1344 1468 1411">H1: 35</p> <p data-bbox="1292 1478 1468 1545">H2: 40</p> <p data-bbox="1292 1612 1468 1680">H3: 45</p>
<p data-bbox="159 1769 478 1904">66,50</p> <p data-bbox="63 1971 287 2083">0,31</p>	<p data-bbox="542 2049 590 2094">30</p>	 <p data-bbox="1292 1736 1468 1803">H1: 35</p> <p data-bbox="1292 1870 1468 1937">H2: 40</p> <p data-bbox="1292 2004 1468 2072">H3: 45</p>

Next 0,25

66,75

0,25

31



H1: 25

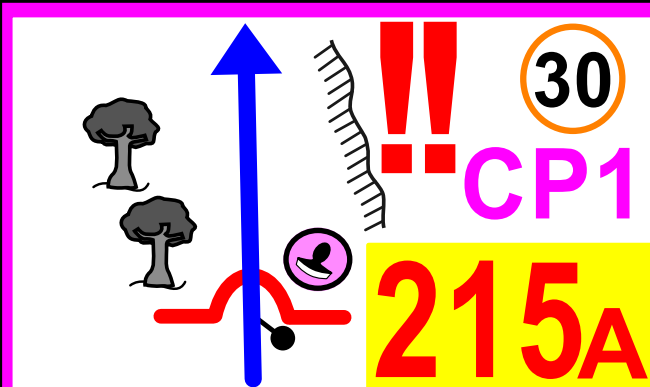
H2: 25

H3: 25

66,91

0,16

32



H1: 25

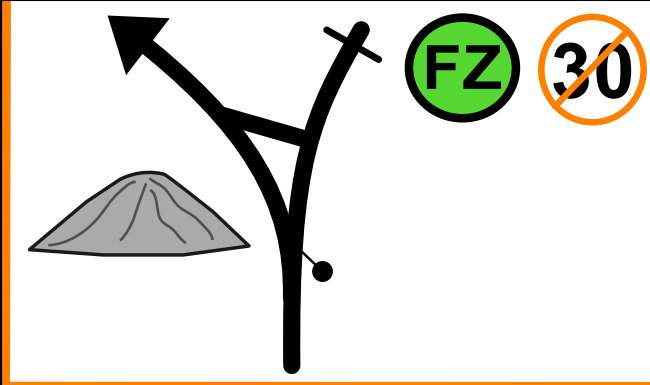
H2: 25

H3: 25

67,04

0,13

33



H1: 50

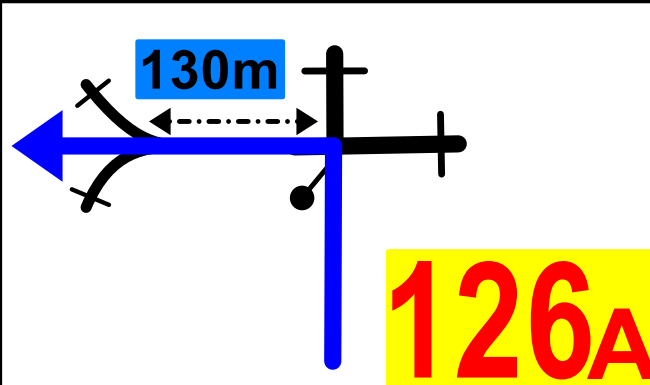
H2: 55

H3: 65

67,47

0,43

34



H1: 70

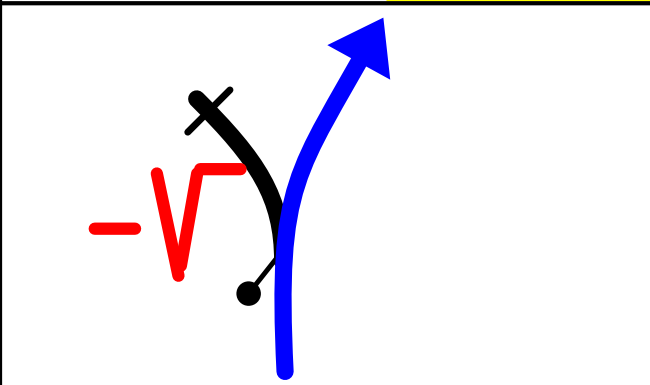
H2: 80

H3: 90

68,30

0,83

35



H1: 60

H2: 65

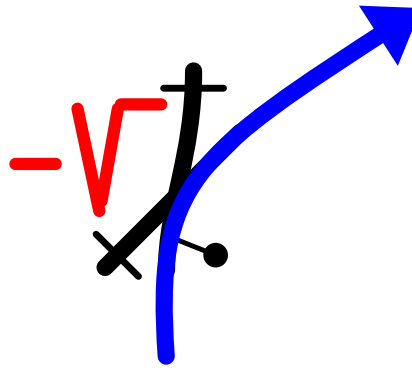
H3: 75

Next 0,19

68,49

0,19

36



H1: 50

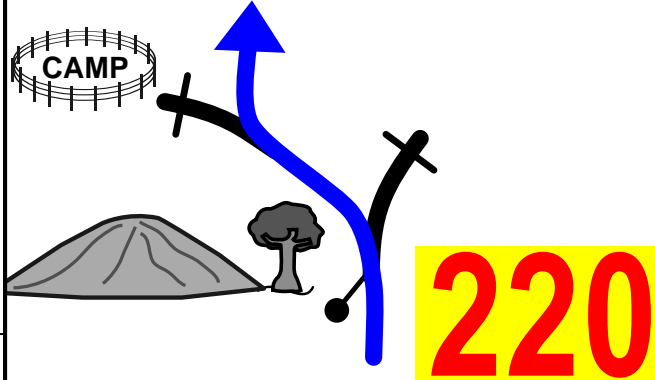
H2: 55

H3: 65

68,81

0,32

37



H1: 50

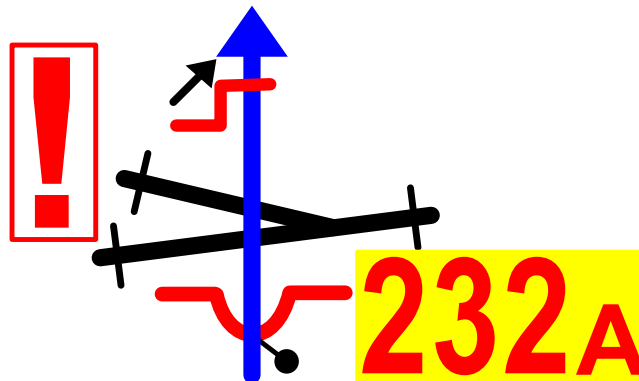
H2: 55

H3: 65

69,06

0,25

38



H1: 65

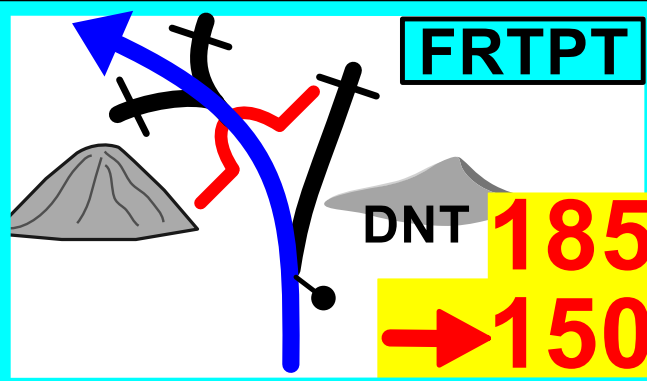
H2: 70

H3: 80

69,94

0,88

39



H1:

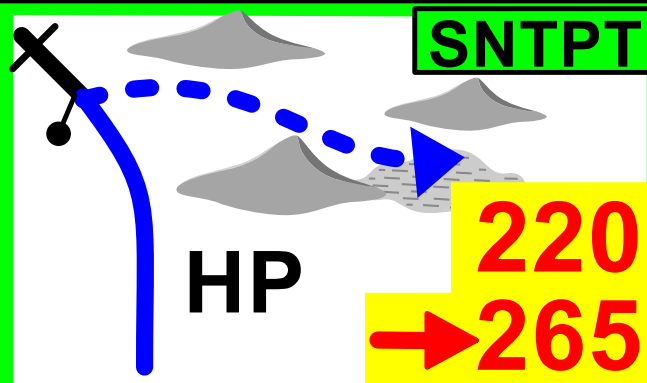
H2:

H3:

70,84

0,90

40



H1:

H2:

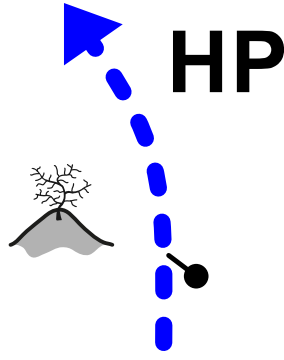
H3:

Next 0,31

71,15

0,31

41



253

H1:

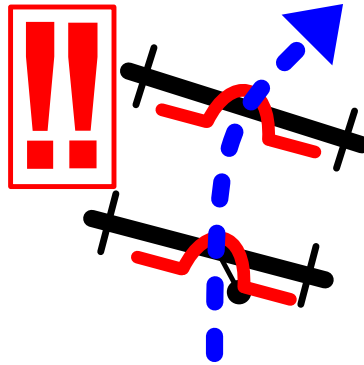
H2:

H3:

71,77

0,62

42



270

H1:

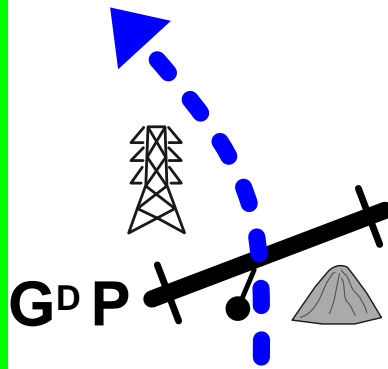
H2:

H3:

73,46

1,69

43



210

H1:

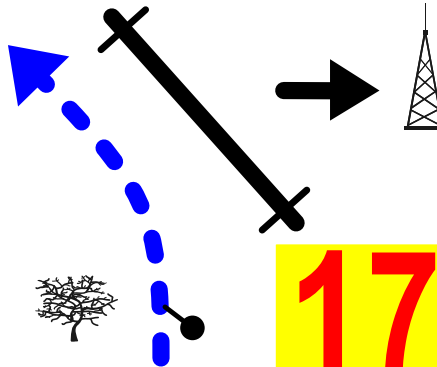
H2:

H3:

74,43

0,97

44



178

H1:

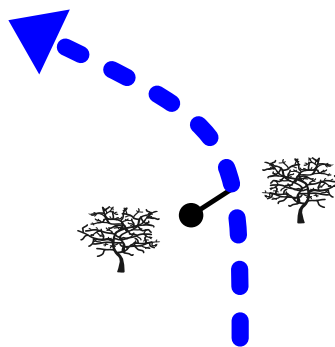
H2:

H3:

75,30

0,87

45

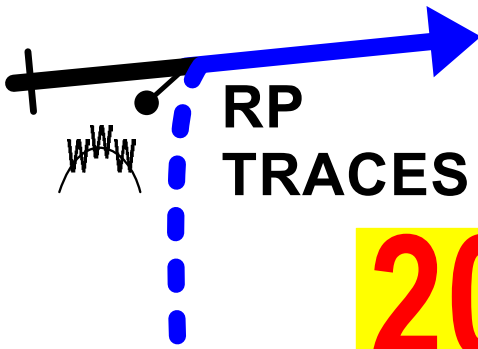


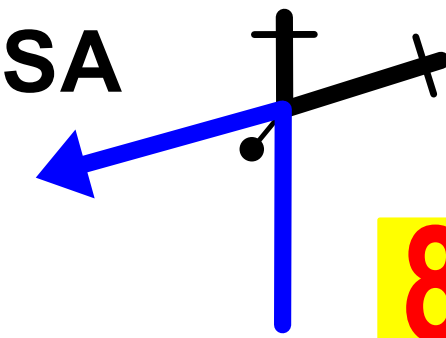
116

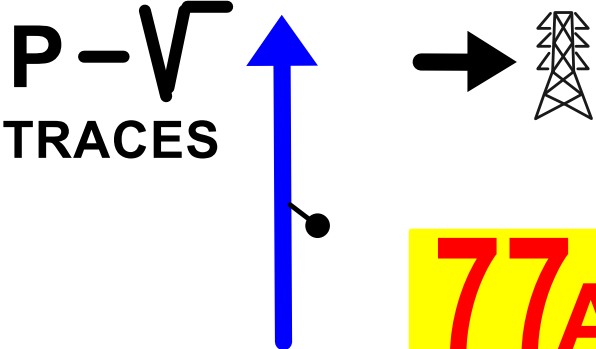
H1:

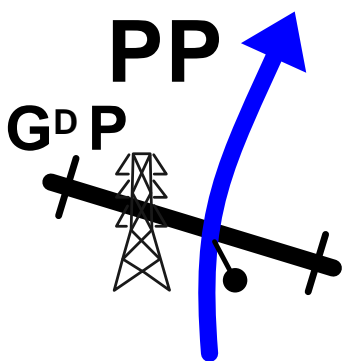
H2:


H3:

<h1>76,58</h1>	 <p>RP TRACES SA</p>	H1: ----- H2: ----- H3:			
<table border="1" style="width: 100%;"> <tr><td style="text-align: center;">1,28</td></tr> </table>	1,28	<table border="1" style="width: 100%;"> <tr><td style="text-align: center;">46</td></tr> </table>	46	<table border="1" style="width: 100%;"> <tr><td style="text-align: center; background-color: yellow;">200</td></tr> </table>	200
1,28					
46					
200					

<h1>77,09</h1>	 <p>SA</p>	H1: ----- H2: ----- H3:			
<table border="1" style="width: 100%;"> <tr><td style="text-align: center;">0,51</td></tr> </table>	0,51	<table border="1" style="width: 100%;"> <tr><td style="text-align: center;">47</td></tr> </table>	47	<table border="1" style="width: 100%;"> <tr><td style="text-align: center; background-color: yellow;">84A</td></tr> </table>	84A
0,51					
47					
84A					

<h1>78,09</h1>	 <p>P-V TRACES</p>	H1: ----- H2: ----- H3:			
<table border="1" style="width: 100%;"> <tr><td style="text-align: center;">1,00</td></tr> </table>	1,00	<table border="1" style="width: 100%;"> <tr><td style="text-align: center;">48</td></tr> </table>	48	<table border="1" style="width: 100%;"> <tr><td style="text-align: center; background-color: yellow;">77A</td></tr> </table>	77A
1,00					
48					
77A					

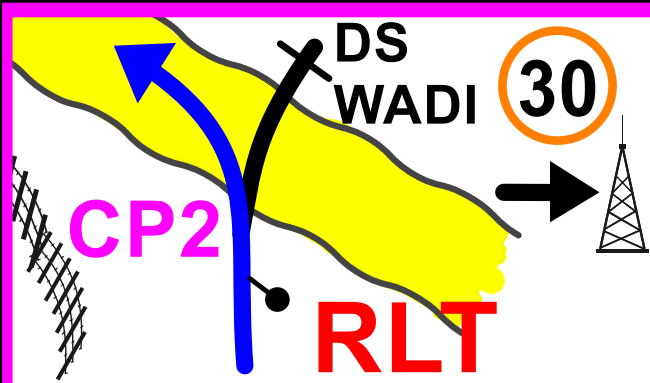
<h1>79,05</h1>	 <p>PP G^D P</p>	H1: ----- H2: ----- H3:			
<table border="1" style="width: 100%;"> <tr><td style="text-align: center;">0,96</td></tr> </table>	0,96	<table border="1" style="width: 100%;"> <tr><td style="text-align: center;">49</td></tr> </table>	49	<table border="1" style="width: 100%;"> <tr><td style="text-align: center; background-color: yellow;">102A</td></tr> </table>	102A
0,96					
49					
102A					

<h1>80,45</h1>	 <p>SER G WADI</p>	H1: ----- H2: ----- H3:			
<table border="1" style="width: 100%;"> <tr><td style="text-align: center;">1,40</td></tr> </table>	1,40	<table border="1" style="width: 100%;"> <tr><td style="text-align: center;">50</td></tr> </table>	50	<table border="1" style="width: 100%;"> <tr><td style="text-align: center;">(DZ) (30)</td></tr> </table>	(DZ) (30)
1,40					
50					
(DZ) (30)					

80,72

0,27

51



H1:

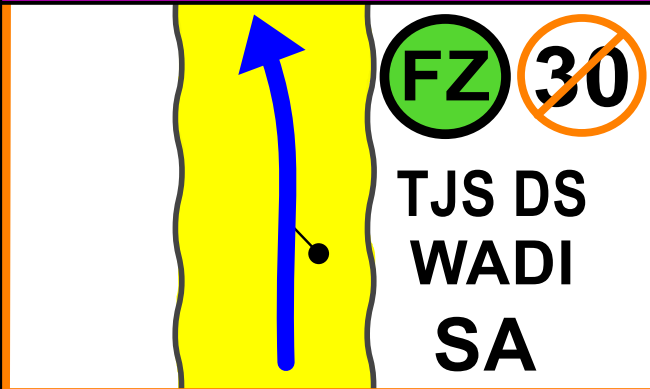
H2:

H3:

80,91

0,19

52



H1:


H2:

H3:

81,17

0,26

53



H1:

H2:

H3:

81,69

0,52

54



H1:

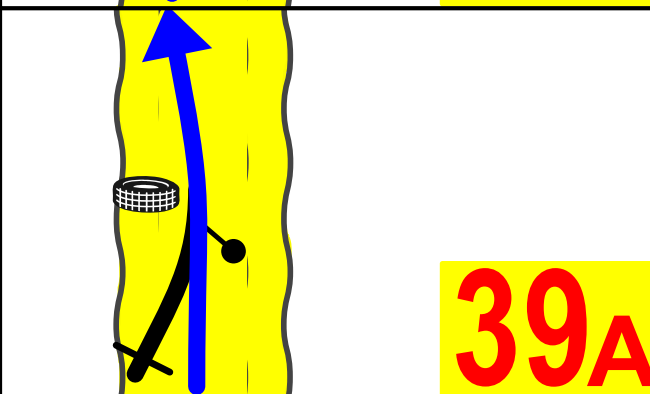
H2:

H3:

82,44

0,75

55



H1:

H2:


H3:

Next 0,37

82,81

0,37

56



H1:

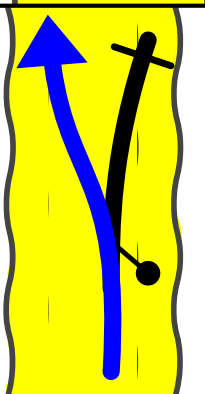
H2:

H3:

83,20

0,39

57



46A

H1:

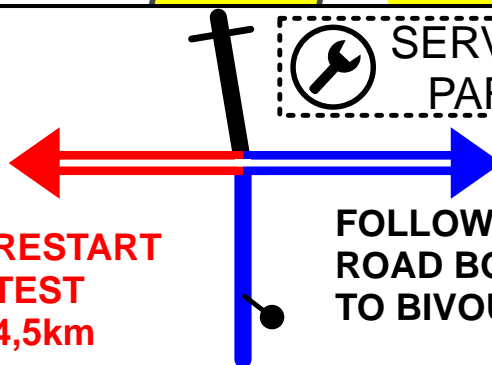
H2:

H3:

83,74

0,54

58



H1:

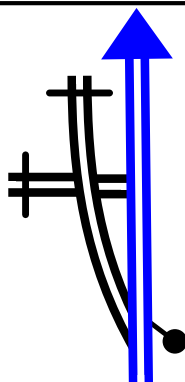
H2:

H3:

96,62

12,88

59



RLT



SER D

H1:

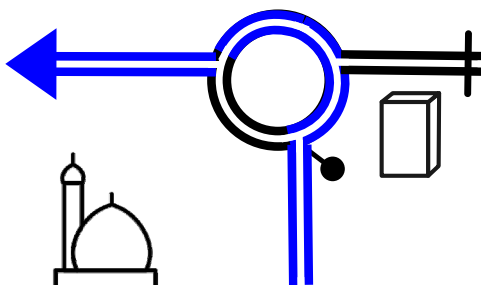
H2:

H3:

100,25

3,63

60

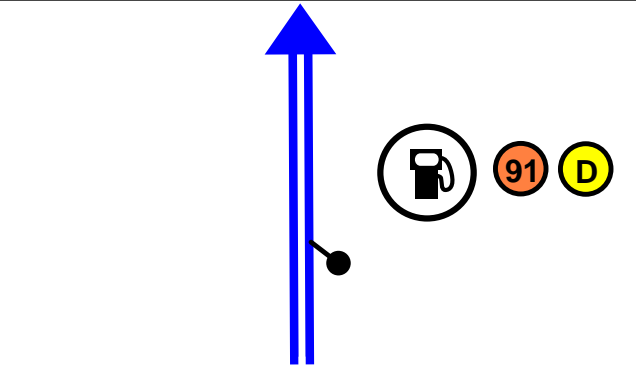


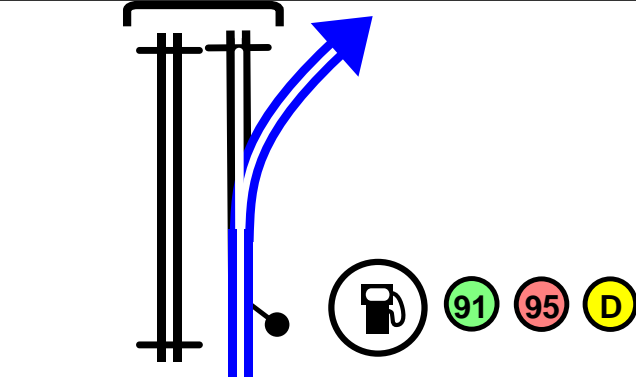
H1:


H2:

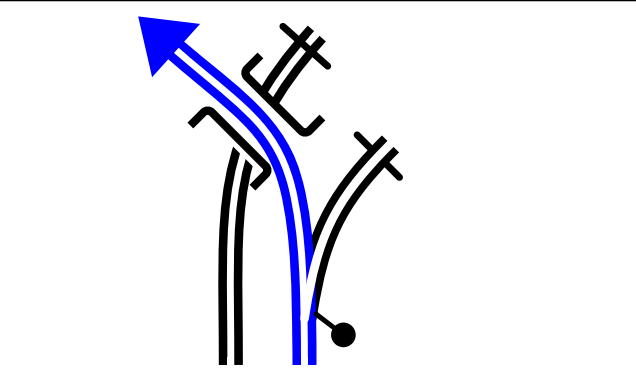
H3:

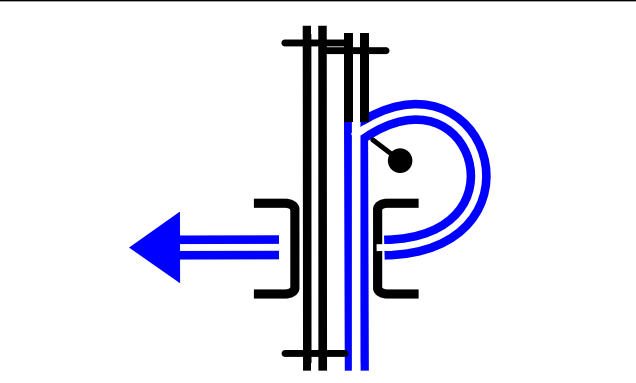
Next 3,86

<h1>104,11</h1>		H1: ----- H2: ----- H3: -----		
<table border="1" style="width: 100%; border-collapse: collapse;"> <tr> <td style="text-align: center; padding: 5px;">3,86</td> <td style="text-align: right; padding: 5px;">61</td> </tr> </table>	3,86	61		
3,86	61			

<h1>106,15</h1>		H1: ----- H2: ----- H3: -----		
<table border="1" style="width: 100%; border-collapse: collapse;"> <tr> <td style="text-align: center; padding: 5px;">2,04</td> <td style="text-align: right; padding: 5px;">62</td> </tr> </table>	2,04	62		
2,04	62			

<h1>109,76</h1>		H1: ----- H2: ----- H3: -----		
<table border="1" style="width: 100%; border-collapse: collapse;"> <tr> <td style="text-align: center; padding: 5px;">3,61</td> <td style="text-align: right; padding: 5px;">63</td> </tr> </table>	3,61	63		
3,61	63			

<h1>135,62</h1>		H1: ----- H2: ----- H3: -----		
<table border="1" style="width: 100%; border-collapse: collapse;"> <tr> <td style="text-align: center; padding: 5px;">25,86</td> <td style="text-align: right; padding: 5px;">64</td> </tr> </table>	25,86	64		
25,86	64			

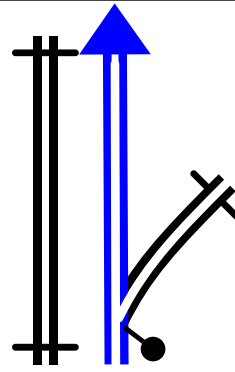
<h1>138,65</h1>		H1: ----- H2: ----- H3: -----		
<table border="1" style="width: 100%; border-collapse: collapse;"> <tr> <td style="text-align: center; padding: 5px;">3,03</td> <td style="text-align: right; padding: 5px;">65</td> </tr> </table>	3,03	65		
3,03	65			

Next 0,64

139,29

0,64

66



H1:

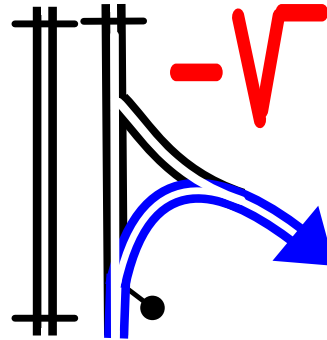
H2:

H3:

140,09

0,80

67



H1:

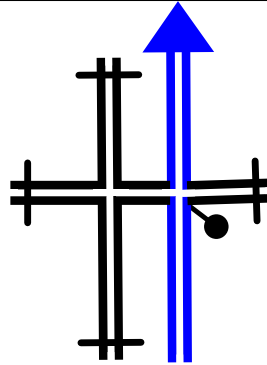
H2:

H3:

140,48

0,39

68



H1:

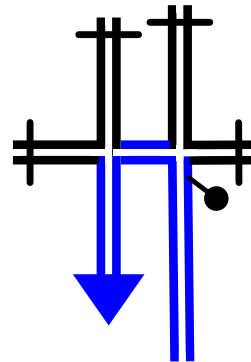
H2:

H3:

140,69

0,21

69



H1:

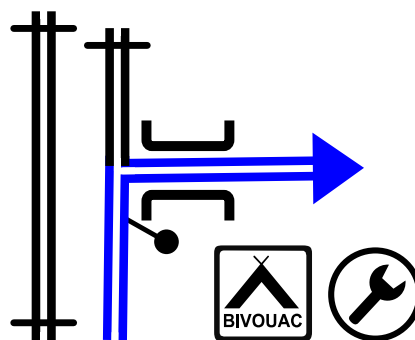
H2:

H3:

140,89

0,20

70



H1:

H2:

H3:

Next 0,20