



RALLY GUIDE

Contents

1. Introduction
 - 1.1 Welcome
 - 1.2 Programme
 - 1.3 Competitors' Relations Officer

2. Before the event
 - 2.1 Stages Compared to Previous Years
 - 2.2 Service Park
 - 2.3 Reconnaissance

3. During the event
 - 3.1 Special Stage Starting Procedure
 - 3.2 Early Check-In Time Controls
 - 3.3 Start Times
 - 3.4 Event Finish
 - 3.5 Identification of Officials
 - 3.6 Radio Points
 - 3.7 Medical Vehicle Points
 - 3.8 Time Control Procedures
 - 3.9 Congestion at a Time Control
 - 3.10 Cancellation of a Special Stage
 - 3.11 Retirement Procedure
 - 3.12 Accident Procedures
 - 3.13 Driving in Finland, Information by Traffic Ministry
 - 3.14 Reindeer in Traffic
 - 3.15 Accidents involving a reindeer

4. Important phone numbers

5. Appendices
 - App 1. Route Map
 - App 2. Itinerary
 - App 3. Time Card Instructions



1 Introduction

1.2 Welcome

Start by reading the supplementary regulations and the AKK Rally Regulations, which have a wealth of the information you need. The matters contained in these regulations have not, in principle, been repeated. The Covid-19 guidelines and regulations have been incorporated into the event. Please read them carefully and also follow the general guidelines for fighting the coronavirus in your non-competitive activities as well.

We have compiled other information in this guide for your reference, including important telephone numbers. Rally Office staff and competitor's relation officers will be happy to assist you when needed via digital communication tools.

The event Sportity password is SRRR22

1.2 Programme

Shakedown Stage - all classes

The Shakedown Stage is located in the vicinity of the Service Park on March 26, 2022 from 07:00 to 11:00. Use of the Shakedown Stage is **optional** for all competitors and is **included in the entry fee**.

Testierikoiskeelle voi osallistua vasta hyväksytyn turvallisuustarkastuksen jälkeen.

The same safety devices must be used for the shakedown as in the competition itself.

The car must also have a valid traffic insurance during shakedown. The side numbers of the cars must be affixed at the shakedown. Only competitors participating in the competition can drive in the shakedown.

1.3.Competitors' Relations Officer



Simo Pärnänen
tel. +358 440 747120
simo.parnanen@gmail.com



Competitors' Relations Officers can be contacted by phone and email at any time during the event.

2 Before the Event

2.1 Stages Compared to Previous Years

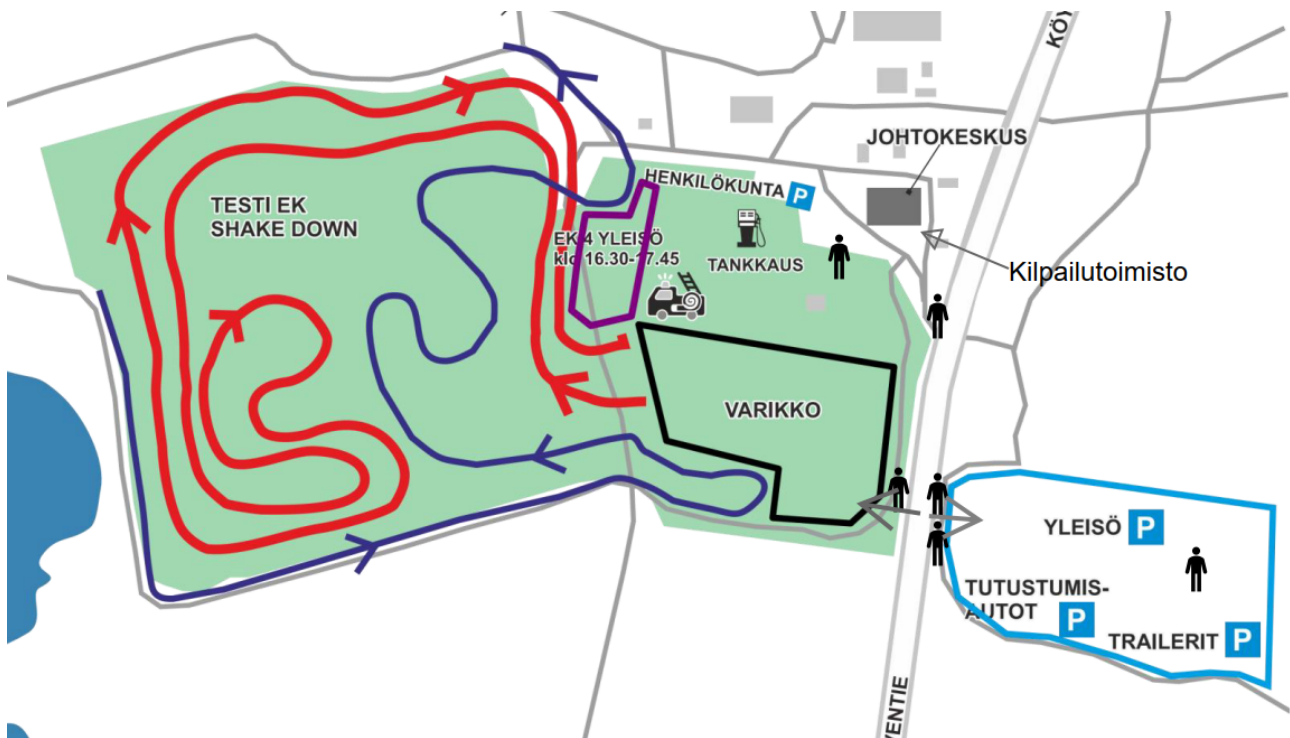
All Special Stages are new.

2.2 Service Park

The event Service Park is the Snow Rally Rings HQ's service area, which will be opened on Friday March 26, 2022 at 08:00.

Spectators are allowed inside the Service Park but visiting your service tents is prohibited. Always wear a face mask when moving outside your designated service site or tent if you are not able maintain the safety distance of 2 meters.

The arrangement of the Service Park is presented below and on the Virtual Official Noticeboard. Refueling of rally cars is only allowed at the marked location (TANKKAUS) and only using competitor's own canisters.



2.3 RECONNAISSANCE, CLASSES 1-6 and 9 -11

The procedures and regulations for the reconnaissance are in the Supplementary Regulations. In case of need to change the reconnaissance vehicle, the competitor must immediately notify the Rally Office. In case of snowfall the route will be snow ploughed before the start of the reconnaissance. If the snow plough schedule affects the reconnaissance, notifications of such events will be posted at the Virtual Official Noticeboard.

A maximum speed limit of 80 km/h is imposed during the reconnaissance unless a lower limit is indicated by traffic signs placed by the organizer. On the Special Stages competitors must respect stop signs set by the



organizer for the dangerous junctions. Special Stages can only be driven the same direction as during the event, indicated by the Road Book. Timber trucks, forest tractors and other heavy machinery **always have the priority on road.**

The reconnaissance car must always be fitted with standard road legal tires. Each car must also always be equipped with warm overalls for both drivers, a snow shovel, a towrope, a first aid kit as well as 1 reflective warning triangle, which must be used to warn following traffic in case of a roadblock.

Reconnaissance starts on March 26, 2022 at 06:00 and ends on March, 26 2022 at 11:00.

During the reconnaissance stages SS 2 and SS 5 share the same road section towards the end of both stages. Adhere to extreme caution on this section.

Beware of reindeer! If accidents happen, always let the police know the time and place (tel. 112). The police will notify the owner of the reindeer about the event. There will be speed control during the reconnaissance on both the Special Stages and the road sections by the police and the organizer.

NOTE! Competitor is solely and directly responsible to any damage they cause.



3. During the event

3.1 Special Stage Starting Procedure

Electronic start light cycle takes place every full minute. The electronic display counts down to the starting moment in seconds from 59 to 0. Above the digits, two red lights appear 5 seconds before the start and turn off at 0, the moment of the start. A photocell is used to detect false starts, which are reported to the competitor at the Stop Control after the Special Stage.

3.2 Permitted Early Check-In Time Controls

The TC 5a is a Permitted Early Check-In Time Control.

3.3 Start Times

Competitor Start Times will be published in accordance with the Schedule on the Virtual Official Noticeboard on March 26, 2022 at 11:00.

Section 1: The first competitor starts the rally at the start of SS 1 on March 26, 2022 at 12:00. The competitor must arrive in the SS 1 Time Control at their designated Start Time. The event organizer recommends leaving the Service Park for the SS 1 c. 10-15 minutes before their start time.

Section 2: Start times will be published in accordance with the Schedule on the Virtual Official Noticeboard on March 26, 2022 at 13:30. Section 2 starting order is defined by the SS 1 class results. (Contrary to AKK Rally Regulations 10.3.). **Thus follow the Virtual Official Noticeboard for your start time for Section 2.**

3.4 Event Finish

The event Finish takes place at the Service Park. There will be no Parc Fermé after the Finish.

3.5 Identification of Officials

Stage Commander: red tabard

Stage Safety Commander: green tabard

Doctor: white tabard

Competitors' Relations Officer: red tabard

Timekeeping, marshal, ticket sales: yellow tabard

Scrutineering: green tabard

3.6 Radio Points

Warning sign 100 m before the point and sign at the point. Signs are depicted in the Road Book.

3.7 Medical Vehicle Point

Warning sign 100 m before the point and sign at the point. Signs are depicted in the Road Book.



3.8 Time Control Procedures

Covid-19 regulations to handling of the time card: (Contrary to AKK Rally Regulations 14.5)

- In order to maintain safety distances between competitors and officials and to minimize transfers of papers, the time cards are placed in the Road Book. The time cards are for use of the competitors and the markings on them are to be done by the competitors.
- Competitors may open windows or hatches when needed, but the time card is never passed to the officials. Competitors indicate the moment they wish to present the time card by placing the time card on the window or by making a handing out gesture. The officials nod in acceptance, mark the time in the large duplicate time card in their possession and present the markings to the competitor. The competitor marks the corresponding time(s) to their card and signal their acceptance with a thumb up gesture.
- Start Control officials display the start time to the competitor, which the competitor marks in their time card by themselves.
 - Start Control officials specifically indicate the competitors if the start interval is set to be other than 1 minute
 - In this case the start time is only displayed to the competitor during the minute preceding the start time.
- Stop Control officials display the arriving time to the competitors, which the competitor mark in their time card by themselves.

Request to change a marking in the time card

- If a need arises to request a change to any time card marking, competitor may file in their request by sending a text message with the request to the time keeping telephone: +35845 8025866

3.9 Congestion at a Time Control

Proceed as in normal situation and, if necessary, go to the Time Control on foot:

- Keep a safety distance
- Use a mask if possible
- Avoid encounters
- Return to your car to wait

3.10 Cancellation of a Special Stage

If a special stage is cancelled due to an accident or any other similar reason:

- the Special Stage can be used as a liaison. The liaison time is the time between the start of the Special Stage to the next Special Stage Start.
- or can be used the alternative route in the road book to move on to the next Special Stage. The liaison time is the time between the start of the Special Stage to the next Special Stage Start.

3.11 Retirement Procedure

In case of retirement, the competitor must inform the organizer by calling to +358 50 4086 680

There must always be a warm overall, shoes, gloves and headwear for both drivers in the car to be used in case of a retirement.

If the competitor is not continuing in the event, they must return the Timing Transponders to the Rally Office



3.12 Accident Procedures

When you need help in an emergency, show your RED SOS sign from your car to the officials or to other competitors.

If medical emergency or fire-fighting assistance is required in the event of an accident, the SOS symbol is displayed, and the SOS button is pressed.

The SOS sign must be clearly displayed to competitors entering the scene of the accident, and the sign cannot be left unattended. If a competitor presses the SOS button for medical / extinguishing assistance, the competitor must display the SOS sign as described above.

Each competitor to who has been shown the SOS badge must stop to provide assistance to injured persons or a burning car and, if necessary, to call for additional assistance from the competition safety number +358 400 835167. If you can't call, you must report the information to the NEXT radio point which may also be the Flying Finish Line.

If a competitor hits a vehicle and / or a person on a Special Stage, the competitor must immediately stop and ensure the need for assistance and act as prescribed in the event of an accident.

When you alert, please provide the following information:

- competition number of the crew involved
- if and how many crew members or spectators are injured
- how seriously they are injured
- if any crew member or spectator are trapped in or outside the car
- location of the accident, i.e. the closest road book junction or kilometer post
- any other vital information, i.e. fire, water

The following cars must stop if the red "SOS" badge is displayed.

All competitors stopped in a stage must place their red warning triangle at least 50 m before where the car is stopped even if the car is clear of the road.

All rescue vehicles approaching the scene of an accident must be allowed full access to the site by removing competitors from the site by letting them pass through. In case of not being able to pass through, the cars have to be removed from the track (using shovels to make room on the site of the track, if necessary).

If you stop on a special stage but do not require medical help, please display the green "OK" badge prominently.

At the Intermediate Point, the special stage may be stopped with a red flag or light. In this case, the competitors must stop at the point and wait for instructions from officials to continue the race. The red flag may also be issued via the GPS Safety Tracker during the Special Stage. The competitor must acknowledge receipt of the red flag on the display of the device, drop speed and prepare to stop. The competitor must stop at an Intermediate Point and / or at the scene of the accident for further instructions or assistance.

The event emergency phone number is +358405494440 or the general emergency number 112.



Competitors wishing to contact the Event Doctor can do so using the event emergency phone number.

3.13 Driving in Finland, Information by the Traffic Ministry

Have a safe journey!

Most traffic signs in Finland are international. By observing traffic regulations and speed limits You can avoid danger.

Obligatory safety devices

It is obligatory in Finland for the driver and all the passengers in the car to use safety belts both on front and back seats. Also the children must use safety belts or other safety equipment meant for them. Their parents or the driver of the car is held responsible for this.

Speed limits

On densely populated areas there is a speed limit of 50 km/h. Entrance signs show You where the speed limit starts and ends.

Outside of these areas the general speed limit is 80 km/h. Any speed limit other than that will be indicated by traffic signs varying between 30 and 120 km/h. In addition to this there are speed limits for certain vehicle types. Car towing a caravan may not drive faster than 80 km/h. The same rule applies for trucks, most buses and bigger vans. If you exceed the speed limit You'll be fined. Exceeding the limit by more than 30 km/h means immediate withdrawal of driving license.

Lights on - also in daylight

Driving lights must always be lit when you drive outside of town. It is recommended to use the lights everywhere. Fog lights can only be used during fog or heavy snowfall, in other words always when the visibility is limited.

No drunk driving

It is forbidden to drive drunken in Finland. Police who is controlling the traffic can order you to have a blowing test. The limit for penalty is 0,5 per mille (‰). Drunk driving will be penalized. In addition to this the driving license will normally be withdrawn immediately.

Obey traffic rules

Drive on the right side, overtake from the left. Give way to any vehicle coming from the right, bicycles too. Give way to a bus leaving from the bus stop on areas where the speed limit is under 60 km/h. In town You may use bus lane only in case You are turning.

Give way to pedestrian. Don't pass a vehicle which has stopped before a pedestrian crossing or which stops You for seeing the pedestrian crossing.

Give way to bicyclists and motorcyclists who are crossing the road when You are turning in a crossing.

It's forbidden to overtake during the yellow line on the road. Please overtake only when You can return to your own lane without endangering and disturbing other traffic. If a vehicle in front of You is turning to left or is clearly to do that You will always have to pass it by from the right. It is also forbidden in Finland to stop or park the car on sidewalks and in parks, as well as on pedestrian crossings, on bicycle roads or in front of them.

General disregard in traffic can be penalized up to a withdrawal of driving license. Police controls behavior in traffic, especially overtaking.



Watch for animals

There are lots of elks, deers and especially in Lapland lots of reindeers. The most popular animal crossing have been marked by warning signs. Animals tend to move at dawn and in dusk. Please remember that an accident with an animal can be disastrous.

General alarm number

If You have an accident, You can reach ambulance, doctor and fire department from the same number **112** and police You'll find at the number **112** all over the country. Your call is free of charge even from a telephone booth.

3.14 Reindeer in Traffic

Taking care of the reindeer is the oldest livelihood in Northern Finland. There are 5000 reindeer owners. In the area where reindeer live, there are circa 200 000 reindeer in wintertime and after reindeer have got their calves there are almost 340 000 reindeer in the forest at summertime.

3.15 Accidents During the reconnaissance period

- Alert other drivers, remember the setup the warning triangle by the road
- Take care of first aid and call 112
- If you have hit reindeer, always call 112 and follow instructions you receive

During competitive run of a Special Stage

- If there is an emergency, call 112, or in minor events inform personnel at the Time Control



4. Important phone numbers

Clerk of the Course

Heikki Isomaa +358 400 581006

Assistant Clerk of the Course

Asko Sairanen +358 400 668511

Chief Safety Officer

Ville Riskilä +358405494440

Rally Office

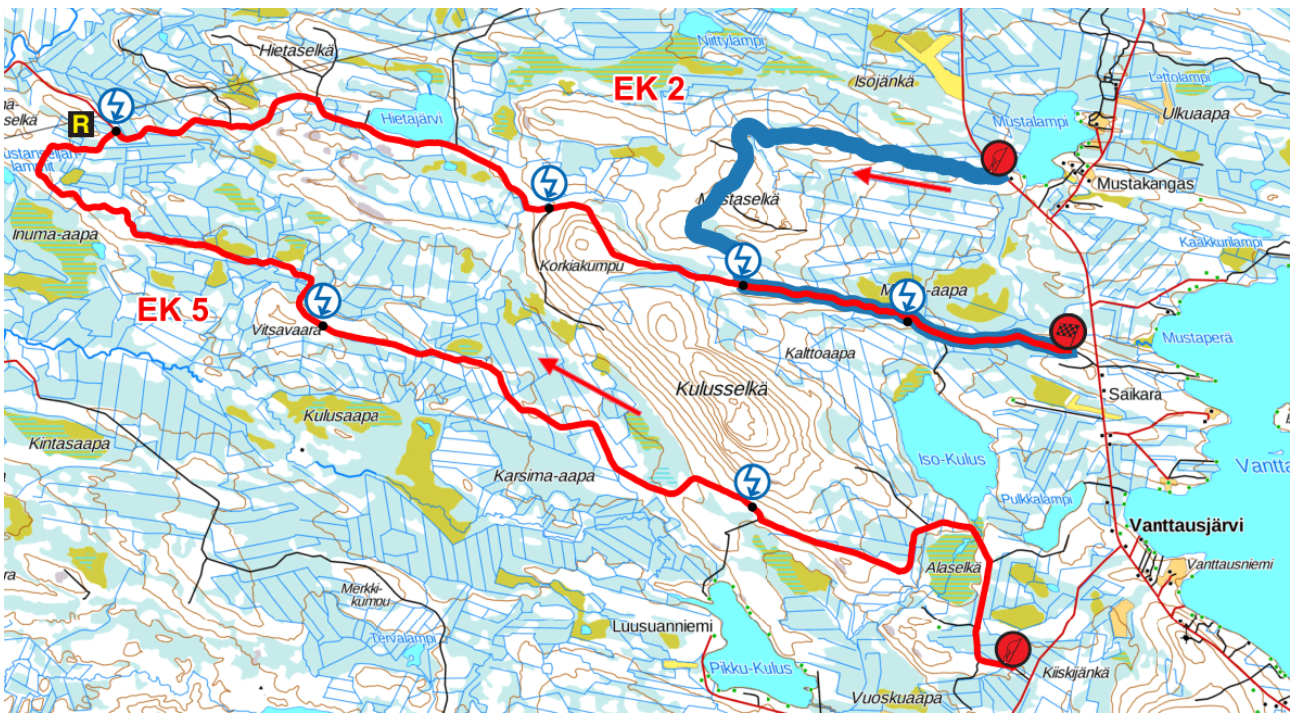
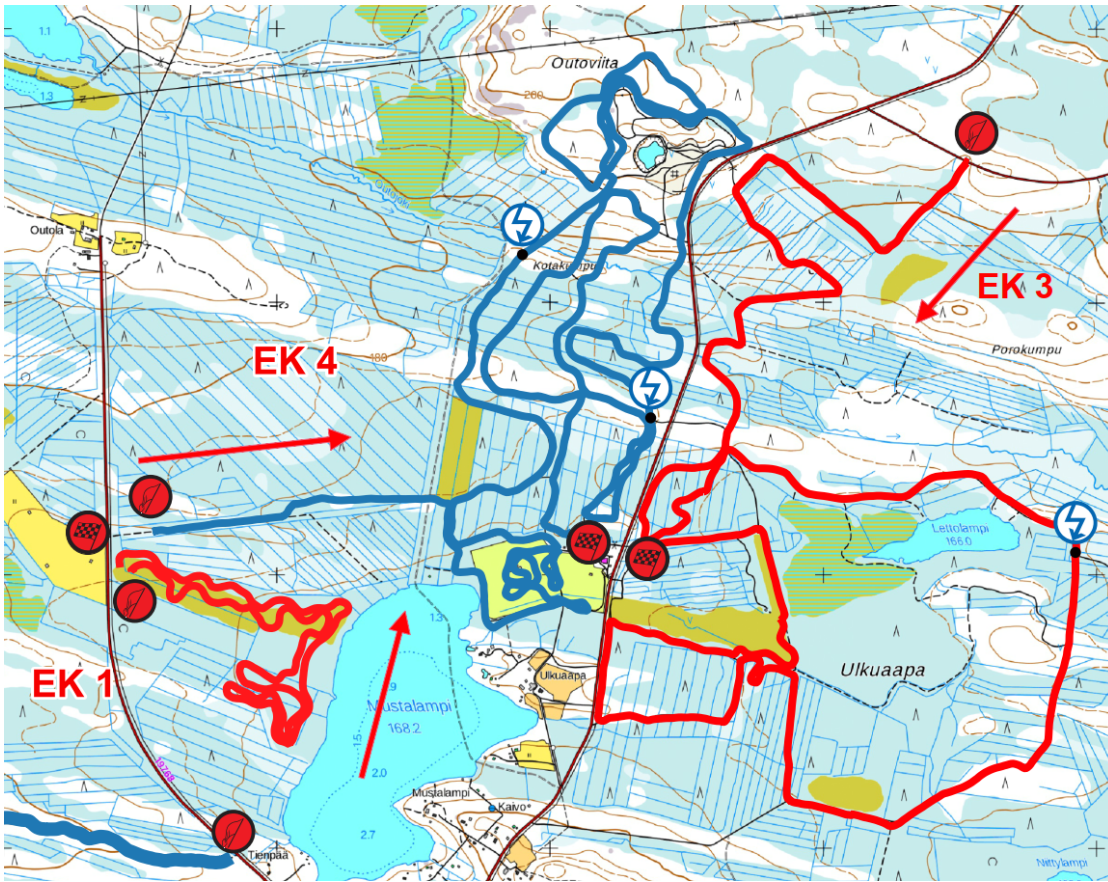
+358 40 716 0108

General emergency number 112

The Police 112

5. Appendices

- App. 1. Route Map
- App. 2. Itinerary
- App. 3. Example Time Card





App. 2. Itinerary



AIKATAULU Snow Rally Rings ralli

26.3.2022

TC	Location	SS	Liaison	Total	Target	First
SS		dist.	dist.	dist.	time	car due
1	Start leg / osa 1		3,66	3,66		
SS 1	Snow Rally Rings eteläinen aika-ajo	4,13				12:00
	Service Area					
2	Sahamustaselkä		6,11	10,24		13:57
SS 2	Start leg / osa 2 Sahamustaselkä	9,82			00:03	14:00
3	Snow Rally Rings itäinen		5,74	15,56	00:20	14:20
SS 3	Snow Rally Rings itäinen	10,47			00:03	14:23
	Service Area					
4	Snow Rally Rings pohjoinen		4,12	14,59	02:00	16:23
SS 4	Snow rally Rings pohjoinen	14,45			00:03	16:26
	Service Area					
5	Korkeakumpu		8,42	22,87	01:00	17:26
SS 5	Korkeakumpu	29,57			00:03	17:29
5a	Finish		3,98	33,55	00:40	18:09
	TOTAL	68,44	32,03	100,47		

TIME CARD
Snow Rally Rings ralli

Service Area - SS 1
3,66 km

		Hr	Min		
START LEG 1	TC 1			<input type="checkbox"/> False	
Actual Start	SS 1			Sec	I/10
10,24 km	km/h	Eteläinen aika-ajo 4,13 km			

Finish Time

--	--	--	--	--

TARGET TIME

Arrival Time at	TC 2				
Provisional Start	SS 2			<input type="checkbox"/> False	

START LEG 2
(First car 14.00)

Actual Start	SS 2			Sec	I/10
15,56 km	46,68 km/h	Sahamustaselkä 9,82 km			

Finish Time

--	--	--	--	--

TARGET TIME

Arrival Time at	TC 3				
-----------------	-------------	--	--	--	--

Next bage

Snow Rally Rings 2022
Time Card instructions

Due to Covid-19
Competitors will do all
markings to timecard
themselves.

No target time has been
published between SS 1 and
SS 2. A new start list will be
published for SS 2 based on
SS 1 results. The arrival
time for each competitos for
SS 2 TC will be published.
Follow the noticeboard.

Fill your Finish time at the
Stop car.

Snow Rally Rings 2022
ohjeet aikakortin
täyttämiseen

Covid-19 toimenpiteinä
tulee kilpailijoiden täyttää
aikakorttia itse.

EK 1 ja EK 2 välille ei ole
julkaistu tavoiteaikaa. EK
2:lle julkaistaan EK 1
tulosten pohjalta uusi
lähtölista. Jokaiselle
kilpailijalle julkaistaan
saapumisaika EK 2 AT:lle.
Seuraa ilmoitustaulua.

Täytä maaliaikasi Stop-
autolla.

Instructions on the use of the timecard Ohje aikakortin käytöstä

Provisional Start SS 3

 False

Actual Start SS 3

 Sec I/10

14,59 km 7,30 km/h Snow Rally Rings itäinen 10,47 km

Finish Time

--	--	--	--

TARGET TIME 2h 0

Arrival Time at TC 4

Provisional Start SS 4

 False

Actual Start SS 4

 Sec I/10

22,87 km 22,87 km/h Snow Rally Rings pohjoinen 14,45 km

Finish Time

--	--	--	--

TARGET TIME 1h 30

Arrival Time at TC 5

Provisional Start SS 5

 False

Actual Start

 Sec I/10

33,55 km 50,33 km/h Korkeakumpu 29,57 km

Finish Time

--	--	--	--

TARGET TIME 40

Arrival Time at TC 5a

Finish

The rally will be driven following international itinerary and timecard.

The due time given in the timecard is added to the actual start time of the special stage, which gives the due arrival time to the following time control.

The due time includes the special stage time and the following road section.

If you arrive to any other time control than the start of stage, the arrival time will also be the time of departure from the time control, unless a different time is given by the time control officials.

Kilpailu ajetaan noudattaen kansainvälistä aikataulua ja aikakorttia.

Aikakortissa ilmoitettu ajoaika lisätään EK:n todelliseen lähtöaikaan, jolloin saadaan saapumisaika seuraavalle AT-asemalle.

Ajoaika sisältää EK:n suoritusajan sekä siirtymän ajoajan. Mikäli saavutaan muulle kuin EK:n tulo AT-asemalle, on saapumisaika samalla uusi lähtöaika seuraavalle siirtymälle, ellei ko. asema anna muuta lähtöaikaa.